




United States Department of Agriculture



Agricultural Research Service
South Atlantic Area
National Peanut Research Laboratory
Dawson, GA

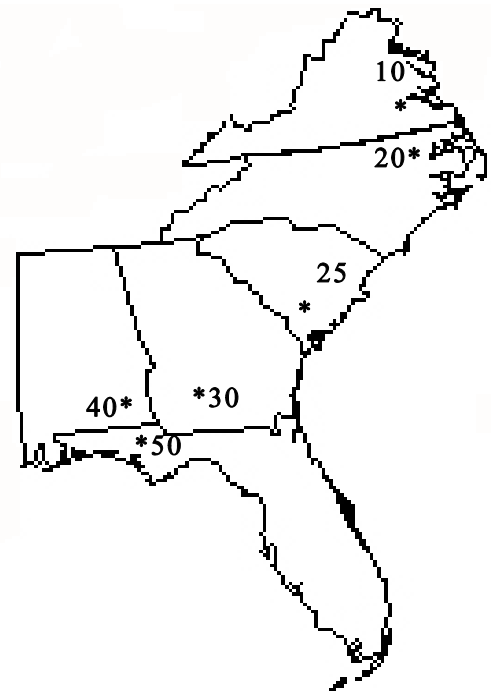
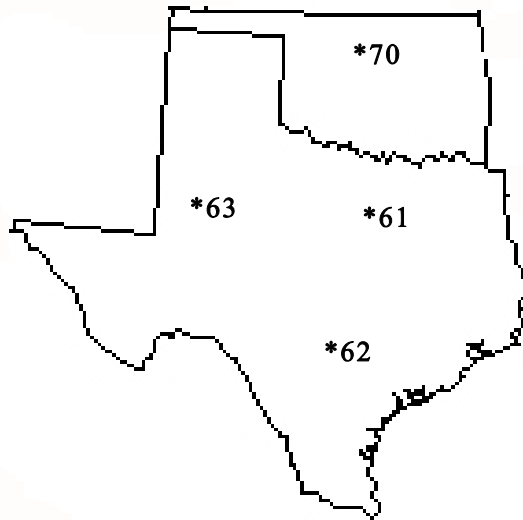
Uniform Peanut Performance Tests 2009



Shelling & Physical Properties



Uniform Peanut Performance Test Locations



Loc 10: Dr. Maria Balota
Virginia Polytech. Ins. & State Univ.
Tidewater Agric. Res. & Ext. Center
6321 Holland Road
Suffolk, VA 23437-7099

Loc 50: Dr. Barry Tillman
University of Florida
North Florida Res. & Educ.Center
3925 Highway 71
Marianna, FL 32446

Loc 20: Dr. T. G. Isleib
North Carolina State University
Department of Crop Science
Unit 3: 840 Method Road
Raleigh, NC 27695-7629

Loc 61: Dr. C. E. Simpson
Texas A & M University
Texas Agric. Expt. Station
Stephenville, TX 76401-0292

Loc 25: Dr. Jay Chapin
Edisto Research and Education Ctr.
64 Research Road
Blackville, SC 29817

Loc 62: Mr. Mike Baring & Dr. C.E. Simpson
Texas A & M University
Dept. of Soil & Crop Sciences
College Station, TX 77843-2474

Loc 30: Dr. William D. Branch
UPPT Coordinator
University of Georgia
Department of Crop and Soil Sciences
Coastal Plain Experiment Station
Tifton, GA 31793-0748

Loc 63: Dr. M. D. Burow
Dept. of Soil & Plant Sciences
TAES Texas A & M University
Route 3 Box 219
Lubbock, TX 79401

Loc 40: Dr. J. P. Bostick
Alabama Crop Imp. Assoc. Inc.
P.O. Box 357
Headland, AL 36345-0357

Loc 70: Dr. Kelly Chamberlin
Oklahoma State University
Dept of Plant & Soil Sciences
276 Ag Hall
Stillwater, OK 74078-6028

Location 40 did not send UPPT Samples for the 2009 UPPT Test due to flooding.
Location 61 did not participate in the 2009 UPPT Test

Introduction

The establishment, purpose, and description of the Uniform Peanut Performance Tests are summarized in the following:

The Uniform Peanut Performance Tests (UPPT) was established in 1973 through an informal arrangement among cooperating scientists involving seven major peanut-producing states. In 1995, plant material transfer agreements were also accepted among all cooperators in the UPPT.

The purpose of these tests is to evaluate the commercial potential of advanced peanut breeding lines not formally released. The UPPT continues to serve as a valuable testing arrangement for U.S. peanut breeding programs to measure the adaptability of potential new cultivars over a wide range of diverse environments.

Annually, a uniform set of advanced breeding lines has been chosen and tested against the same set of check cultivars. Before acceptance for UPPT evaluation, new entries should be equal to the appropriate check cultivar of similar market type in several respects and be superior in one or more characteristics after preliminary yield testing for at least two years. These new entries are usually accepted for a maximum time period of three years in the UPPT, unless prior arrangement has been made with the coordinator. At each participating location, the UPPT cooperator commonly uses the most prevalent cultural practices, and may also include additional entries (local options).¹

To assist the UPPT, the USDA, ARS, National Peanut Research Laboratory (NPRL) has established a program to assist cultivar quality assessment for participating scientists and the US peanut industry. A shelling and physical property laboratory has been established and is being used to provide information relevant to industry shelling and post harvest processing. Beginning with the 2001 crop year, quality determinations that included collaborative food composition and sensory evaluations were begun with the USDA, ARS, Market Quality and Handling Research Unit in Raleigh, NC.

¹Dr. Wm. D. Branch. Uniform Peanut Performance Tests. April, 2000. UGA/CPES Research Progress Report No. 4-00. Dept. of Education, Communication, and Technology, UGA, Rural Development Center, Tifton, GA.

Protocol for NPRL Shelling and Processing Samples

1. When received, peanuts in samples are weighed and then stored in a room at ambient temperature with relative humidity controlled at ~ 60%.
2. If an official grade is requested, a 1500-2000 gram subsample is obtained through riffle dividing the sample and FSIS grading procedures are conducted with the subsample.
3. In initiating evaluation procedures besides grading, peanuts from samples are stemmed and cleaned if needed.
4. Inshell bulk density of peanuts in each sample is determined by measuring weight and volume of each sample (weight/volume).
5. Next, samples are riffle divided to obtain a subsample (~1500 grams) of pods for pod diameter distribution determination. Pods by cultivar type are screened with the following slotted screens (Table 1):

runner and spanish cultivars: 12, 13, 14, 15, 16, 17, 18, 19, 20, 21, 22, 23, 24, 25, 26, 27p, 28p, 29p, 30p, 31, 32, 33, 34, 35, 36, 37, 38, 39, 40;

virginia cultivars: 12, 13, 14, 15, 16, 17, 18, 19, 20, 21, 22, 23, 24, 25, 26, 27p, 28p, 29p, 30p, 31, 32, 33, 34, 35, 36, 37, 38, 39, 40, 41, 42, 44, 46, 48.
6. Approximately 200 grams of the largest pods from the pod sizing subsample are hand shelled and kernels are sized to determine first stage shelling grate size, i.e., largest kernel size diameter plus 2/64 this inch. All shelling grate openings used are 1 1/4" in length.
7. All pods not hand shelled in 6.above are run through 1st stage sheller² using the grate size determined in 6.
8. Hand separation of pods from kernels and subsequent shelling with a 3/64" smaller diameter grate size is repeated until all peanuts are shelled.
9. Vibrating screens on the sheller during all shelling are used to make course separations of kernels to facilitate hand sizing of kernels which follows shelling. Sizes used for the vibrating screens to provide the separations include:
Top deck: 17/64" Round, 16/64" x 1-1/4", 26/64" x 3/4"
Bottom deck: closed off so all kernels come out together.
10. After shelling, small kernels, small splits, and oil stock are separated from split kernels by screening and hand picking.

²Shelling done with a sheller developed at NPRL. Davidson, J.I., Jr., R.F. Hudgins, and C.T. Bennett. Some design and performance characteristics of a small peanut sheller. *Oleagineux*, 36:433-435.

11. Separations of kernels obtained thus far are temporarily stored in plastic zip-loc bags until hand screening can be conducted for determination of kernel size distributions and subsequent calculation of commercial grade sizes.
12. Next, kernels are hand sized by diameter utilizing slotted screens (Table 1) by 1/64" diameter divisions and then partitioned into commercial grade categories³ by peanut type as follows:
 - runner (screens 12 through 30, Table 1):
 - Jumbo: +21;
 - Medium: + 18, - 21;
 - Number ones: +16, - 18;
 - Oil stock: - 16 plus splits through a 17/64" round hole screen;
 - Splits: kernels less than 3/4 whole that ride a 17/64" round screen.
 - spanish (screens 12 through 30, Table 1):
 - Jumbo: + 19;
 - Number ones: +15, - 19/64ths inch;
 - Oil stock: - 15 plus splits through a 16/64" round hole screen;
 - Splits: kernels less than 3/4 whole that ride a 16/64" round hole screen.
 - virginia (screens 12 through 36, Table 1):
 - Extra large kernels: + 20;
 - Medium: +18, - 20
 - Number ones: + 15, - 18
 - Oil stock: - 15 plus splits through a 20/64ths round hole screen;
 - Splits: kernels less than 3/4 whole that ride a 20/64ths round screen.
13. Moisture contents are determined on samples of commercial grade categories with a Dickey-John GAC 2000 moisture meter.
14. Count/lb for commercial grade categories are determined with weighed, 100 kernel subsample if available (not run if less than 20 kernels available).
15. The shelled samples which are divided into commercial grade categories are placed in refrigerated storage or returned to the ambient storage prior to being shipped or destroyed as instructed by the sample supplier.
16. Data collected during the shelling analysis are summarized utilizing Microsoft Excel 2003.

³American Peanut Shellers Association. 2000. Official Trade Rules: Farmers Stock, Shelled, In-Shell.



United States Department of Agriculture



Agricultural Research Service
South Atlantic Area
National Peanut Research Laboratory
Dawson, GA

Uniform Peanut Performance Tests 2009



Shelling & Physical Properties

**Data Presented
by Location**



LOCATION 10 UPPT 2009 POD BULK DENSITY TABLE

FLORUNNER

BULK DENSITY	Kg	cm	Kg/m ³
	6.37	23.13	296.60

UF 08301

BULK DENSITY	Kg	cm	Kg/m ³
	6.51	25.25	277.42

GA 052619

BULK DENSITY	Kg	cm	Kg/m ³
	6.30	23.00	294.81

GA 052675

BULK DENSITY	Kg	cm	Kg/m ³
	6.42	23.60	292.61

P/T 09-02

BULK DENSITY	Kg	cm	Kg/m ³
	6.42	24.60	280.76

TXL061821

BULK DENSITY	Kg	cm	Kg/m ³
	5.75	24.20	255.76

NC 7

BULK DENSITY	Kg	cm	Kg/m ³
	6.34	27.28	250.39

N05008

BULK DENSITY	Kg	cm	Kg/m ³
	6.49	30.00	233.02

VT 003194

BULK DENSITY	Kg	cm	Kg/m ³
	6.39	27.55	249.79

UF 09302

BULK DENSITY	Kg	cm	Kg/m ³
	6.38	22.93	299.36

UF 09303

BULK DENSITY	Kg	cm	Kg/m ³
	6.26	24.15	278.86

GA 052621

BULK DENSITY	Kg	cm	Kg/m ³
	6.35	22.63	302.32

P/T 09-01

BULK DENSITY	Kg	cm	Kg/m ³
	6.02	24.05	269.61

EXP 27-1516

BULK DENSITY	Kg	cm	Kg/m ³
	6.01	23.80	271.86

TXL061816

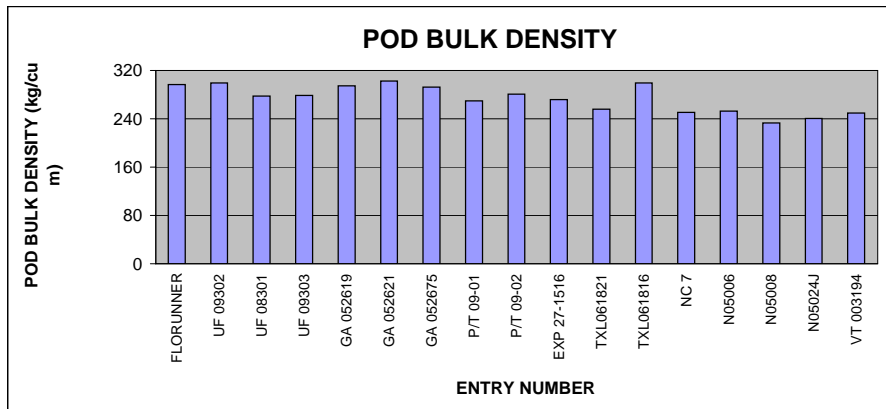
BULK DENSITY	Kg	cm	Kg/m ³
	5.62	20.20	299.28

N05006

BULK DENSITY	Kg	cm	Kg/m ³
	6.46	27.53	252.70

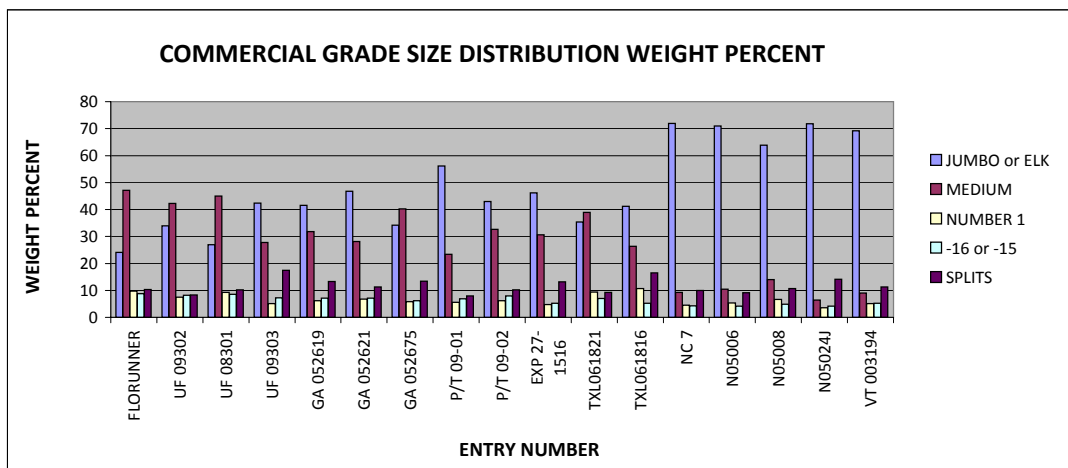
N05024J

BULK DENSITY	Kg	cm	Kg/m ³
	6.15	27.53	240.59



LOCATION 10 UPPT 2009 COMMERCIAL GRADE SIZE WEIGHT PERCENT TABLE

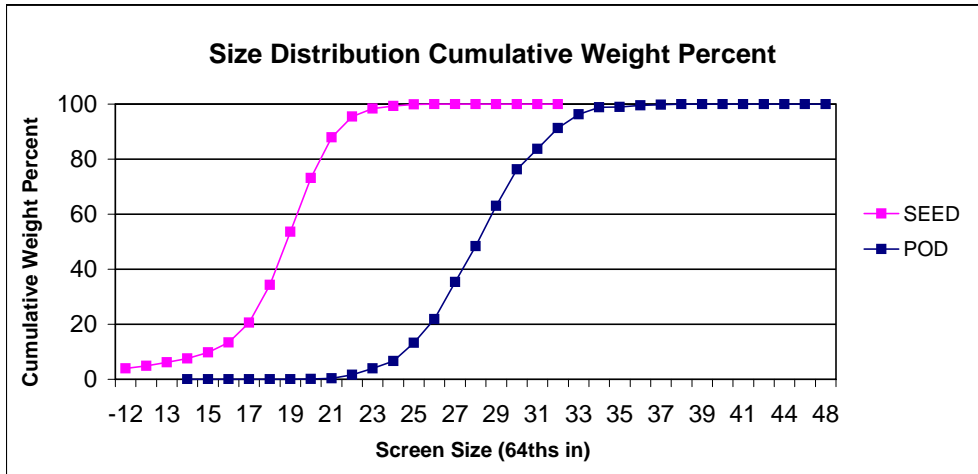
<u>FLORUNNER</u>		<u>UF 09302</u>		<u>UF 08301</u>		<u>UF 09303</u>	
JUMBO	24.09	JUMBO	33.93	JUMBO	27.00	JUMBO	42.35
MEDIUM	47.08	MEDIUM	42.20	MEDIUM	45.03	MEDIUM	27.73
NUMBER 1	9.70	NUMBER 1	7.42	NUMBER 1	9.23	NUMBER 1	5.15
-16	8.79	-16	8.18	-16	8.51	-16	7.28
SPLITS	10.34	SPLITS	8.27	SPLITS	10.24	SPLITS	17.50
<u>GA 052619</u>		<u>GA 052621</u>		<u>GA 052675</u>		<u>P/T 09-01</u>	
JUMBO	41.51	JUMBO	46.72	JUMBO	34.23	JUMBO	56.15
MEDIUM	31.77	MEDIUM	28.12	MEDIUM	40.27	MEDIUM	23.44
NUMBER 1	6.23	NUMBER 1	6.73	NUMBER 1	5.87	NUMBER 1	5.55
-16	7.15	-16	7.17	-16	6.17	-16	6.87
SPLITS	13.34	SPLITS	11.27	SPLITS	13.46	SPLITS	7.98
<u>P/T 09-02</u>		<u>EXP 27-1516</u>		<u>TXL061821</u>		<u>TXL061816</u>	
JUMBO	42.99	JUMBO	46.18	JUMBO	35.36	JUMBO	41.23
MEDIUM	32.69	MEDIUM	30.59	MEDIUM	38.95	MEDIUM	26.34
NUMBER 1	6.16	NUMBER 1	4.80	NUMBER 1	9.39	NUMBER 1	10.70
-16	8.00	-16	5.26	-16	6.99	-16	5.17
SPLITS	10.16	SPLITS	13.17	SPLITS	9.31	SPLITS	16.56
<u>NC 7</u>		<u>N05006</u>		<u>N05008</u>		<u>N05024J</u>	
ELK	71.89	ELK	71.03	ELK	63.82	ELK	71.85
MEDIUM	9.29	MEDIUM	10.42	MEDIUM	14.01	MEDIUM	6.39
NUMBER 1	4.55	NUMBER 1	5.33	NUMBER 1	6.61	NUMBER 1	3.52
- 15	4.28	- 15	4.10	- 15	4.89	- 15	4.15
SPLITS	9.99	SPLITS	9.12	SPLITS	10.67	SPLITS	14.09
<u>VT 003194</u>							
ELK	69.24						
MEDIUM	9.07						
NUMBER 1	5.16						
- 15	5.25						
SPLITS	11.27						



LOCATION 10 UPPT 2009 SIZE DISTRIBUTION CUMULATIVE WEIGHT PERCENT TABLE

FLORUNNER

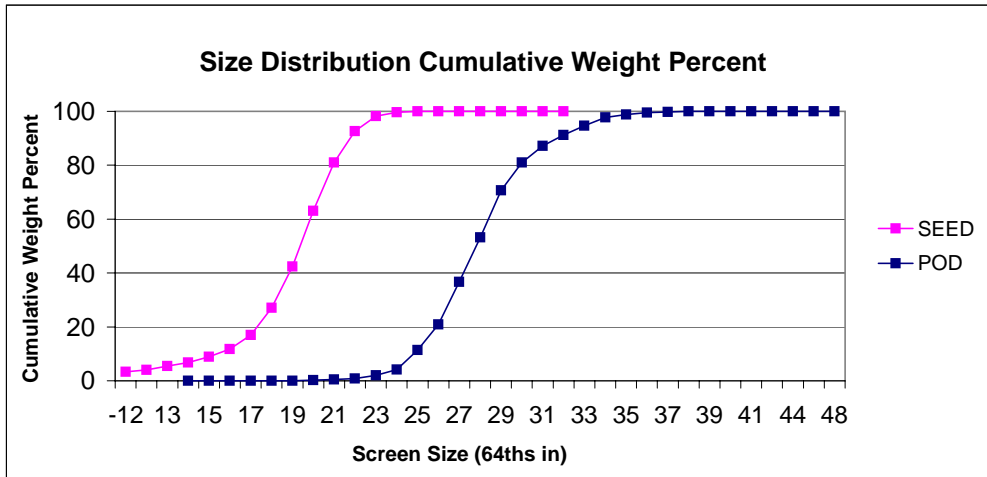
POD				SEED				
SCREEN SIZE	Weight	Wt %	Cum. Wt. %	SCREEN SIZE	Weight	Wt %	Wt % w/o SS	Cum. Wt %
				SS	513.2	10.34	---	---
				-12 & -17R	175.0	3.53	3.93	3.93
				12	42.4	0.85	0.95	4.89
				13	55.8	1.12	1.25	6.14
14	0.0	0.00	0.00	14	62.6	1.26	1.41	7.55
15	0.0	0.00	0.00	15	100.6	2.03	2.26	9.81
16	0.0	0.00	0.00	16	158.2	3.19	3.56	13.36
17	0.0	0.00	0.00	17	323.0	6.51	7.26	20.62
18	0.0	0.00	0.00	18	607.8	12.25	13.66	34.28
19	0.0	0.00	0.00	19	861.4	17.36	19.36	53.64
20	1.0	0.06	0.06	20	867.2	17.47	19.49	73.13
21	4.4	0.26	0.32	21	658.4	13.27	14.80	87.93
22	21.4	1.28	1.60	22	337.6	6.80	7.59	95.51
23	40.2	2.40	4.01	23	125.8	2.53	2.83	98.34
24	44.4	2.65	6.66	24	43.6	0.88	0.98	99.32
25	109.6	6.55	13.21	25	24.0	0.48	0.54	99.86
26	144.8	8.66	21.87	26	4.8	0.10	0.11	99.97
27	225.6	13.49	35.35	27	0.0	0.00	0.00	99.97
28	217.0	12.97	48.33	28	1.4	0.03	0.03	100.00
29	246.8	14.75	63.08	29	0.0	0.00	0.00	100.00
30	220.6	13.19	76.27	30	0.0	0.00	0.00	100.00
31	125.0	7.47	83.74	31	0.0	0.00	0.00	100.00
32	126.6	7.57	91.31	32	0.0	0.00	0.00	100.00
33	82.6	4.94	96.25	Total	4962.8	100	100	
34	42.6	2.55	98.79	Hull wt	1391.6			
35	3.4	0.20	99.00	Wt w/o SS	4449.6			
36	8.4	0.50	99.50	Percent Hulls		21.90		
37	5.4	0.32	99.82	Percent Meats		78.10		
38	3.0	0.18	100.00			100		
39	0.0	0.00	100.00					
40	0.0	0.00	100.00					
41	0.0	0.00	100.00					
42	0.0	0.00	100.00					
44	0.0	0.00	100.00					
46	0.0	0.00	100.00					
48	0.0	0.00	100.00					
POD WT.	1672.8							



LOCATION 10 UPPT 2009 SIZE DISTRIBUTION CUMULATIVE WEIGHT PERCENT TABLE

UF 09302

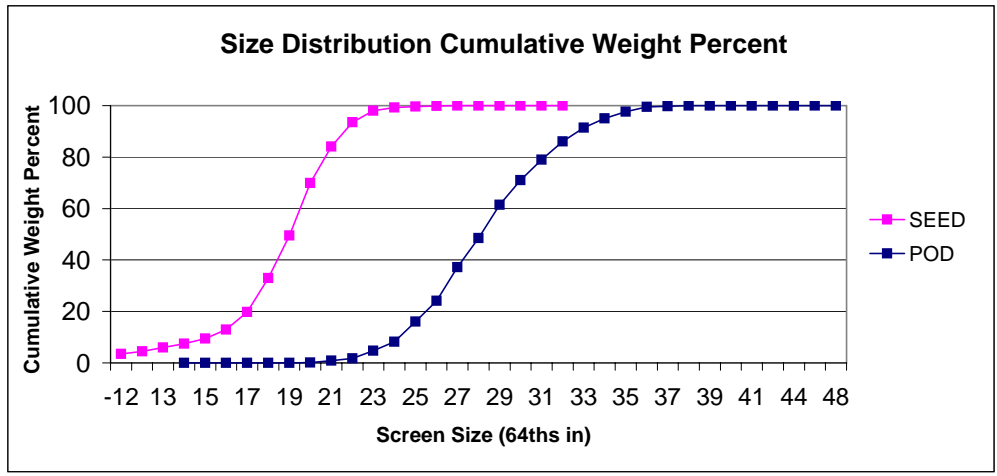
POD				SEED				
SCREEN SIZE	Weight	Wt %	Cum. Wt. %	SCREEN SIZE	Weight	Wt %	Wt % w/o SS	Cum. Wt %
				SS	403.2	8.27	---	---
				-12 & -17R	147.4	3.02	3.29	3.29
				12	34.8	0.71	0.78	4.07
				13	61.8	1.27	1.38	5.45
14	0.0	0.00	0.00	14	60.8	1.25	1.36	6.81
15	0.0	0.00	0.00	15	94.0	1.93	2.10	8.91
16	0.0	0.00	0.00	16	126.6	2.60	2.83	11.74
17	0.0	0.00	0.00	17	235.4	4.83	5.26	17.00
18	0.0	0.00	0.00	18	449.2	9.21	10.04	27.04
19	0.0	0.00	0.00	19	685.0	14.04	15.31	42.35
20	3.0	0.18	0.18	20	924.4	18.95	20.66	63.01
21	4.8	0.29	0.47	21	807.2	16.55	18.04	81.05
22	5.8	0.35	0.82	22	516.4	10.59	11.54	92.59
23	19.6	1.18	2.00	23	249.8	5.12	5.58	98.17
24	36.6	2.20	4.20	24	67.6	1.39	1.51	99.68
25	119.0	7.15	11.35	25	12.2	0.25	0.27	99.96
26	158.4	9.52	20.87	26	2.0	0.04	0.04	100.00
27	263.6	15.85	36.72	27	0.0	0.00	0.00	100.00
28	274.0	16.47	53.19	28	0.0	0.00	0.00	100.00
29	290.4	17.46	70.64	29	0.0	0.00	0.00	100.00
30	171.8	10.33	80.97	30	0.0	0.00	0.00	100.00
31	103.4	6.22	87.18	31	0.0	0.00	0.00	100.00
32	67.4	4.05	91.24	32	0.0	0.00	0.00	100.00
33	57.2	3.44	94.67	Total	4877.8	100	100	
34	51.4	3.09	97.76	Hull wt	1488.0			
35	17.8	1.07	98.83	Wt w/o SS	4474.6			
36	10.6	0.64	99.47	Percent Hulls		23.37		
37	4.4	0.26	99.74	Percent Meats		76.63		
38	4.4	0.26	100.00			100		
39	0.0	0.00	100.00					
40	0.0	0.00	100.00					
41	0.0	0.00	100.00					
42	0.0	0.00	100.00					
44	0.0	0.00	100.00					
46	0.0	0.00	100.00					
48	0.0	0.00	100.00					
POD WT.	1663.6							



LOCATION 10 UPPT 2009 SIZE DISTRIBUTION CUMULATIVE WEIGHT PERCENT TABLE

UF 08301

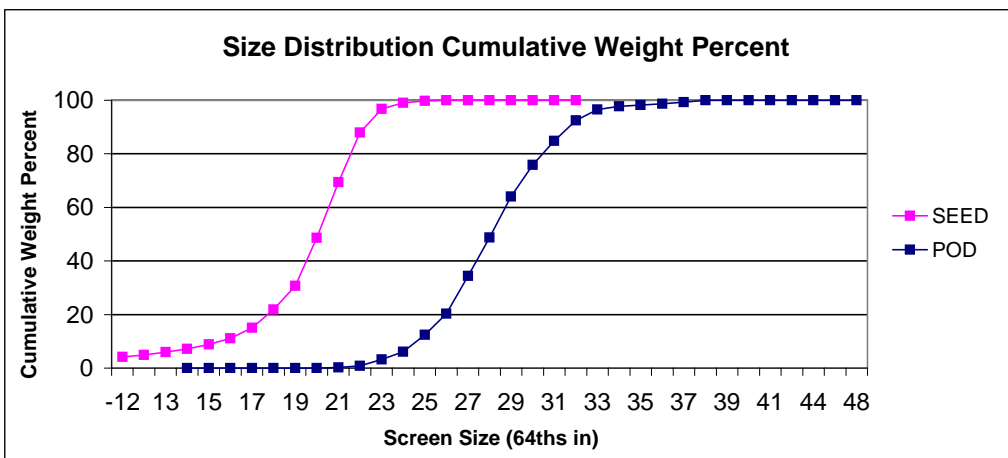
POD				SEED				
SCREEN SIZE	Weight	Wt %	Cum. Wt. %	SCREEN SIZE	Weight	Wt %	Wt % w/o SS	Cum. Wt %
				SS	515.8	10.24	---	---
				-12 & -17R	158.0	3.14	3.49	3.49
				12	47.2	0.94	1.04	4.54
				13	66.0	1.31	1.46	6.00
14	0.0	0.00	0.00	14	68.0	1.35	1.50	7.50
15	0.0	0.00	0.00	15	89.4	1.77	1.98	9.48
16	0.0	0.00	0.00	16	156.2	3.10	3.45	12.93
17	0.0	0.00	0.00	17	309.0	6.13	6.83	19.76
18	0.0	0.00	0.00	18	596.0	11.83	13.18	32.94
19	0.0	0.00	0.00	19	748.6	14.86	16.55	49.49
20	2.0	0.12	0.12	20	924.2	18.34	20.43	69.93
21	12.0	0.74	0.86	21	641.2	12.73	14.18	84.10
22	15.4	0.94	1.80	22	424.6	8.43	9.39	93.49
23	46.8	2.87	4.67	23	205.6	4.08	4.55	98.04
24	57.6	3.53	8.20	24	55.0	1.09	1.22	99.25
25	127.6	7.82	16.02	25	16.6	0.33	0.37	99.62
26	133.4	8.17	24.19	26	9.8	0.19	0.22	99.84
27	212.0	12.99	37.18	27	6.0	0.12	0.13	99.97
28	185.2	11.35	48.52	28	1.4	0.03	0.03	100.00
29	211.2	12.94	61.46	29	0.0	0.00	0.00	100.00
30	156.2	9.57	71.03	30	0.0	0.00	0.00	100.00
31	129.8	7.95	78.99	31	0.0	0.00	0.00	100.00
32	115.8	7.09	86.08	32	0.0	0.00	0.00	100.00
33	87.4	5.35	91.43	Total	5038.6	100	100	
34	58.4	3.58	95.01	Hull wt	1441.6			
35	43.8	2.68	97.70	Wt w/o SS	4522.8			
36	30.2	1.85	99.55	Percent Hulls		22.25		
37	3.2	0.20	99.74	Percent Meats		77.75		
38	4.2	0.26	100.00			100		
39	0.0	0.00	100.00					
40	0.0	0.00	100.00					
41	0.0	0.00	100.00					
42	0.0	0.00	100.00					
44	0.0	0.00	100.00					
46	0.0	0.00	100.00					
48	0.0	0.00	100.00					
POD WT.	1632.2							



LOCATION 10 UPPT 2009 SIZE DISTRIBUTION CUMULATIVE WEIGHT PERCENT TABLE

UF 09303

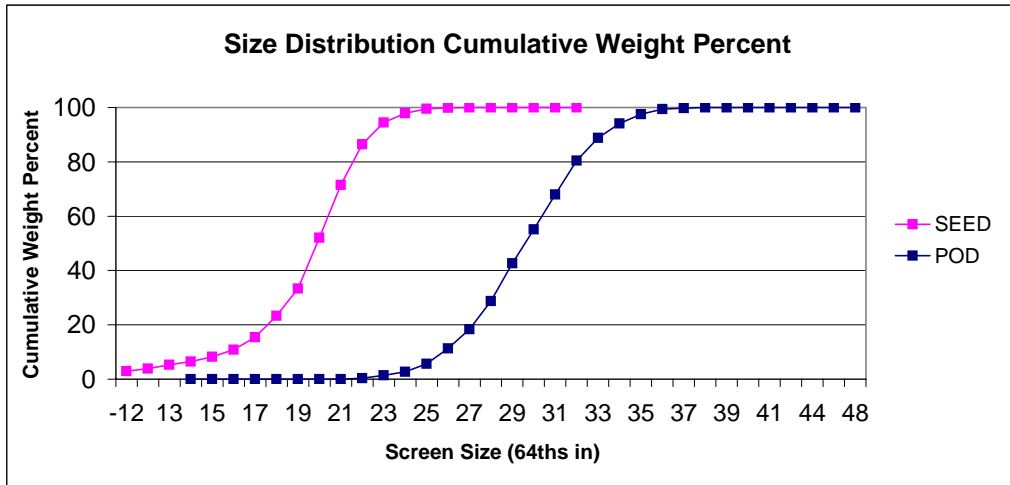
POD				SEED				
SCREEN SIZE	Weight	Wt %	Cum. Wt. %	SCREEN SIZE	Weight	Wt %	Wt % w/o SS	Cum. Wt %
				SS	844.0	17.50	---	---
				-12 & -17R	165.8	3.44	4.17	4.17
				12	31.0	0.64	0.78	4.94
				13	39.8	0.83	1.00	5.94
14	0.0	0.00	0.00	14	47.6	0.99	1.20	7.14
15	0.0	0.00	0.00	15	66.8	1.38	1.68	8.82
16	0.0	0.00	0.00	16	89.6	1.86	2.25	11.07
17	0.0	0.00	0.00	17	158.8	3.29	3.99	15.06
18	0.0	0.00	0.00	18	271.2	5.62	6.81	21.87
19	0.0	0.00	0.00	19	353.6	7.33	8.88	30.76
20	0.8	0.05	0.05	20	712.8	14.78	17.91	48.67
21	3.6	0.23	0.28	21	826.6	17.13	20.77	69.43
22	9.8	0.61	0.89	22	738.2	15.30	18.55	87.98
23	37.2	2.33	3.22	23	350.4	7.26	8.80	96.78
24	46.8	2.93	6.15	24	90.0	1.87	2.26	99.05
25	101.2	6.33	12.48	25	29.2	0.61	0.73	99.78
26	125.6	7.86	20.34	26	7.8	0.16	0.20	99.97
27	225.4	14.11	34.45	27	1.0	0.02	0.03	100.00
28	228.4	14.30	48.75	28	0.0	0.00	0.00	100.00
29	245.2	15.35	64.10	29	0.0	0.00	0.00	100.00
30	187.2	11.72	75.81	30	0.0	0.00	0.00	100.00
31	144.2	9.03	84.84	31	0.0	0.00	0.00	100.00
32	121.4	7.60	92.44	32	0.0	0.00	0.00	100.00
33	64.8	4.06	96.49	Total	4824.2	100	100	
34	20.0	1.25	97.75	Hull wt	1430.8			
35	7.6	0.48	98.22	Wt w/o SS	3980.2			
36	6.6	0.41	98.64	Percent Hulls		22.87		
37	9.4	0.59	99.22	Percent Meats		77.13		
38	12.4	0.78	100.00			100		
39	0.0	0.00	100.00					
40	0.0	0.00	100.00					
41	0.0	0.00	100.00					
42	0.0	0.00	100.00					
44	0.0	0.00	100.00					
46	0.0	0.00	100.00					
48	0.0	0.00	100.00					
POD WT.	1597.6							



LOCATION 10 UPPT 2009 SIZE DISTRIBUTION CUMULATIVE WEIGHT PERCENT TABLE

GA 052619

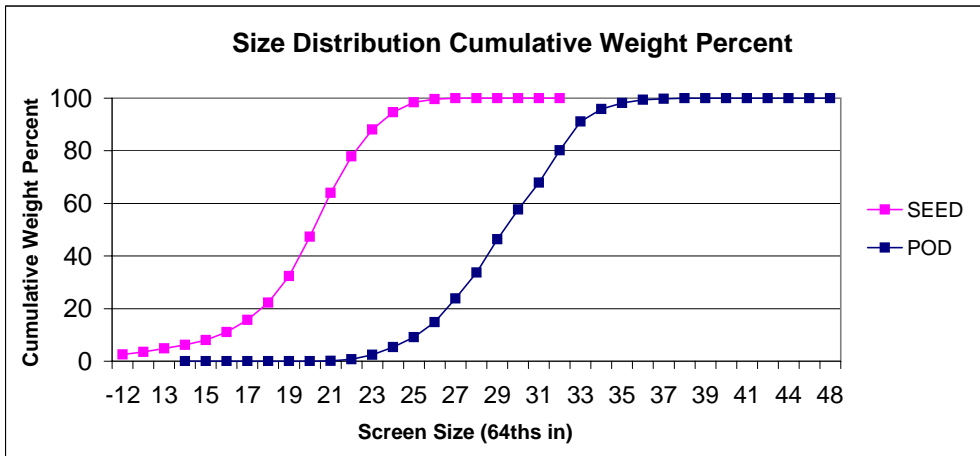
POD				SEED				
SCREEN SIZE	Weight	Wt %	Cum. Wt. %	SCREEN SIZE	Weight	Wt %	Wt % w/o SS	Cum. Wt %
				SS	665.8	13.34	---	---
				-12 & -17R	128.4	2.57	2.97	2.97
				12	42.0	0.84	0.97	3.94
				13	57.8	1.16	1.34	5.27
14	0.0	0.00	0.00	14	54.0	1.08	1.25	6.52
15	0.0	0.00	0.00	15	75.0	1.50	1.73	8.26
16	0.0	0.00	0.00	16	110.2	2.21	2.55	10.80
17	0.0	0.00	0.00	17	200.8	4.02	4.64	15.44
18	0.0	0.00	0.00	18	339.2	6.79	7.84	23.28
19	0.0	0.00	0.00	19	435.4	8.72	10.06	33.35
20	0.0	0.00	0.00	20	811.4	16.25	18.75	52.10
21	0.0	0.00	0.00	21	839.4	16.81	19.40	71.50
22	5.8	0.35	0.35	22	645.2	12.92	14.91	86.41
23	16.8	1.03	1.38	23	350.6	7.02	8.10	94.51
24	21.0	1.28	2.67	24	146.2	2.93	3.38	97.89
25	49.0	3.00	5.66	25	73.0	1.46	1.69	99.58
26	92.4	5.65	11.31	26	10.8	0.22	0.25	99.83
27	114.8	7.02	18.34	27	5.6	0.11	0.13	99.96
28	169.4	10.36	28.70	28	1.8	0.04	0.04	100.00
29	228.4	13.97	42.67	29	0.0	0.00	0.00	100.00
30	204.4	12.50	55.17	30	0.0	0.00	0.00	100.00
31	209.4	12.81	67.98	31	0.0	0.00	0.00	100.00
32	203.0	12.42	80.39	32	0.0	0.00	0.00	100.00
33	136.8	8.37	88.76	Total	4992.6	100	100	
34	87.6	5.36	94.12	Hull wt	1300.8			
35	56.0	3.43	97.54	Wt w/o SS	4326.8			
36	30.6	1.87	99.41	Percent Hulls		20.67		
37	5.2	0.32	99.73	Percent Meats		79.33		
38	4.4	0.27	100.00			100		
39	0.0	0.00	100.00					
40	0.0	0.00	100.00					
41	0.0	0.00	100.00					
42	0.0	0.00	100.00					
44	0.0	0.00	100.00					
46	0.0	0.00	100.00					
48	0.0	0.00	100.00					
POD WT.	1635.0							



LOCATION 10 UPPT 2009 SIZE DISTRIBUTION CUMULATIVE WEIGHT PERCENT TABLE

GA 052621

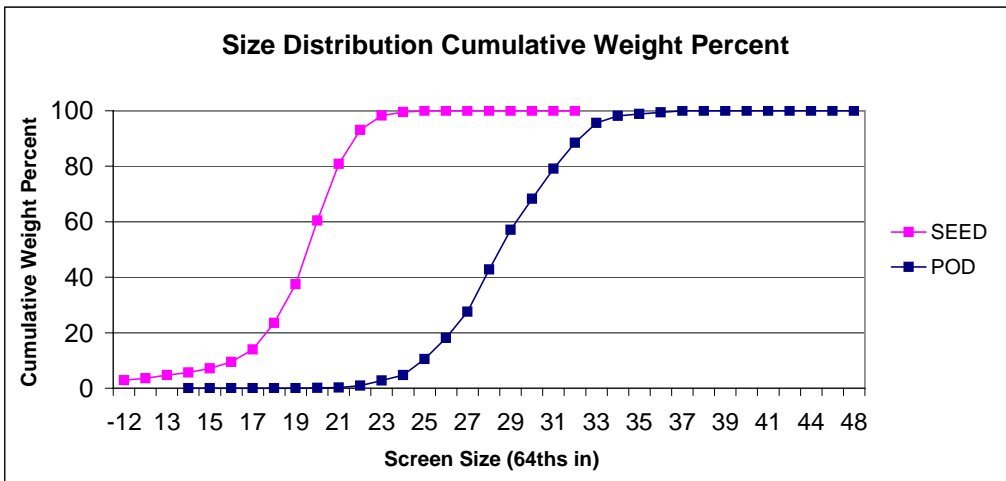
POD				SEED				
SCREEN SIZE	Weight	Wt %	Cum. Wt. %	SCREEN SIZE	Weight	Wt %	Wt % w/o SS	Cum. Wt %
				SS	569.8	11.27	---	---
				-12 & -17R	113.2	2.24	2.52	2.52
				12	45.4	0.90	1.01	3.53
				13	60.0	1.19	1.34	4.87
14	0.0	0.00	0.00	14	62.0	1.23	1.38	6.25
15	0.0	0.00	0.00	15	82.0	1.62	1.83	8.08
16	0.0	0.00	0.00	16	134.4	2.66	2.99	11.07
17	0.0	0.00	0.00	17	206.0	4.07	4.59	15.66
18	0.0	0.00	0.00	18	294.4	5.82	6.56	22.22
19	0.0	0.00	0.00	19	452.6	8.95	10.08	32.31
20	1.0	0.06	0.06	20	675.2	13.35	15.04	47.35
21	1.8	0.11	0.17	21	749.2	14.81	16.69	64.04
22	9.4	0.57	0.74	22	620.8	12.27	13.83	77.88
23	28.0	1.70	2.44	23	459.4	9.08	10.24	88.11
24	48.6	2.95	5.38	24	294.6	5.82	6.56	94.67
25	61.2	3.71	9.09	25	170.2	3.36	3.79	98.47
26	95.2	5.77	14.86	26	50.4	1.00	1.12	99.59
27	148.4	9.00	23.86	27	17.6	0.35	0.39	99.98
28	161.4	9.78	33.64	28	0.8	0.02	0.02	100.00
29	210.0	12.73	46.37	29	0.0	0.00	0.00	100.00
30	186.8	11.32	57.70	30	0.0	0.00	0.00	100.00
31	169.0	10.24	67.94	31	0.0	0.00	0.00	100.00
32	201.2	12.20	80.14	32	0.0	0.00	0.00	100.00
33	180.4	10.94	91.08	Total	5058.0	100	100	
34	78.6	4.76	95.84	Hull wt	1293.4			
35	37.6	2.28	98.12	Wt w/o SS	4488.2			
36	21.0	1.27	99.39	Percent Hulls		20.36		
37	6.0	0.36	99.76	Percent Meats		79.64		
38	4.0	0.24	100.00			100		
39	0.0	0.00	100.00					
40	0.0	0.00	100.00					
41	0.0	0.00	100.00					
42	0.0	0.00	100.00					
44	0.0	0.00	100.00					
46	0.0	0.00	100.00					
48	0.0	0.00	100.00					
POD WT.	1649.6							



LOCATION 10 UPPT 2009 SIZE DISTRIBUTION CUMULATIVE WEIGHT PERCENT TABLE

GA 052675

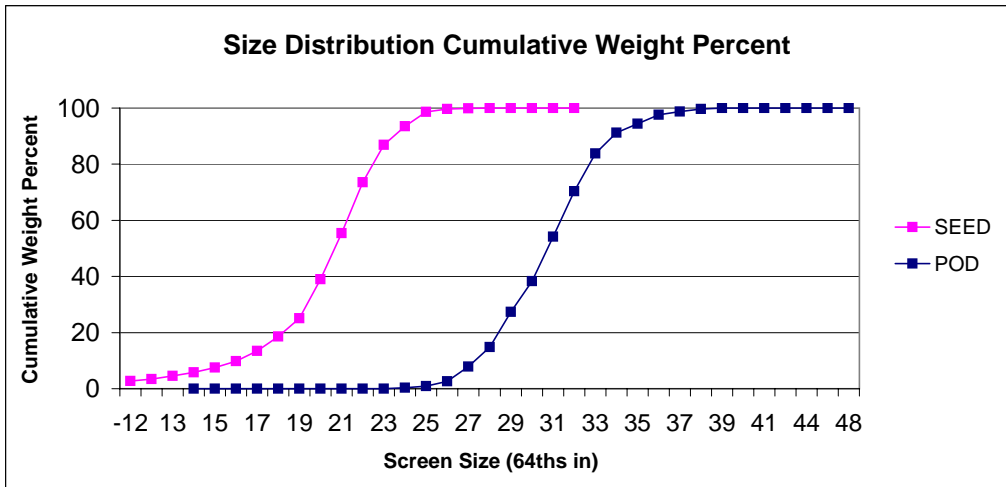
POD				SEED				
SCREEN SIZE	Weight	Wt %	Cum. Wt. %	SCREEN SIZE	Weight	Wt %	Wt % w/o SS	Cum. Wt %
				SS	681.8	13.46	---	---
				-12 & -17R	128.8	2.54	2.94	2.94
				12	28.2	0.56	0.64	3.58
				13	48.2	0.95	1.10	4.68
14	0.0	0.00	0.00	14	41.2	0.81	0.94	5.62
15	0.0	0.00	0.00	15	66.4	1.31	1.51	7.13
16	0.0	0.00	0.00	16	103.4	2.04	2.36	9.49
17	0.0	0.00	0.00	17	194.0	3.83	4.42	13.92
18	0.0	0.00	0.00	18	423.4	8.36	9.66	23.57
19	0.0	0.00	0.00	19	612.2	12.08	13.96	37.54
20	1.2	0.07	0.07	20	1004.6	19.83	22.91	60.45
21	3.0	0.18	0.25	21	896.0	17.69	20.44	80.88
22	10.4	0.62	0.87	22	534.8	10.56	12.20	93.08
23	31.6	1.89	2.76	23	228.4	4.51	5.21	98.29
24	32.6	1.95	4.71	24	52.6	1.04	1.20	99.49
25	96.2	5.75	10.46	25	20.4	0.40	0.47	99.95
26	127.2	7.60	18.07	26	2.0	0.04	0.05	100.00
27	158.4	9.47	27.54	27	0.0	0.00	0.00	100.00
28	255.2	15.26	42.80	28	0.0	0.00	0.00	100.00
29	239.4	14.31	57.11	29	0.0	0.00	0.00	100.00
30	186.0	11.12	68.23	30	0.0	0.00	0.00	100.00
31	182.0	10.88	79.11	31	0.0	0.00	0.00	100.00
32	155.8	9.31	88.43	32	0.0	0.00	0.00	100.00
33	121.2	7.25	95.67	Total	5066.4	100	100	
34	41.2	2.46	98.13	Hull wt	1343.2			
35	12.8	0.77	98.90	Wt w/o SS	4384.6			
36	9.2	0.55	99.45	Percent Hulls		20.96		
37	9.2	0.55	100.00	Percent Meats		79.04		
38	0.0	0.00	100.00			100		
39	0.0	0.00	100.00					
40	0.0	0.00	100.00					
41	0.0	0.00	100.00					
42	0.0	0.00	100.00					
44	0.0	0.00	100.00					
46	0.0	0.00	100.00					
48	0.0	0.00	100.00					
POD WT.	1672.6							



LOCATION 10 UPPT 2009 SIZE DISTRIBUTION CUMULATIVE WEIGHT PERCENT TABLE

P/T 09-01

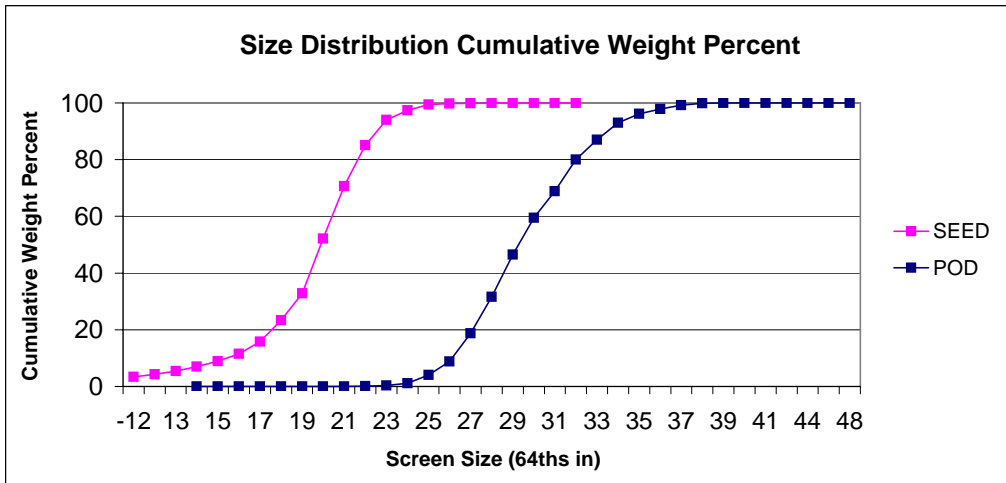
POD				SEED				
SCREEN SIZE	Weight	Wt %	Cum. Wt. %	SCREEN SIZE	Weight	Wt %	Wt % w/o SS	Cum. Wt %
				SS	354.4	7.98	---	---
				-12 & -17R	111.4	2.51	2.73	2.73
				12	28.8	0.65	0.70	3.43
				13	45.8	1.03	1.12	4.55
14	0.0	0.00	0.00	14	51.8	1.17	1.27	5.82
15	0.0	0.00	0.00	15	67.4	1.52	1.65	7.47
16	0.0	0.00	0.00	16	97.6	2.20	2.39	9.86
17	0.0	0.00	0.00	17	149.0	3.36	3.65	13.51
18	0.0	0.00	0.00	18	207.8	4.68	5.09	18.59
19	0.0	0.00	0.00	19	265.4	5.98	6.50	25.09
20	0.0	0.00	0.00	20	567.4	12.78	13.89	38.98
21	0.0	0.00	0.00	21	673.0	15.16	16.47	55.45
22	0.0	0.00	0.00	22	738.6	16.64	18.08	73.53
23	0.0	0.00	0.00	23	543.8	12.25	13.31	86.84
24	5.4	0.33	0.33	24	271.6	6.12	6.65	93.48
25	9.2	0.56	0.89	25	211.0	4.75	5.16	98.65
26	28.4	1.72	2.61	26	39.8	0.90	0.97	99.62
27	86.0	5.21	7.82	27	12.6	0.28	0.31	99.93
28	115.2	6.99	14.81	28	2.8	0.06	0.07	100.00
29	207.4	12.58	27.38	29	0.0	0.00	0.00	100.00
30	179.8	10.90	38.29	30	0.0	0.00	0.00	100.00
31	261.6	15.86	54.15	31	0.0	0.00	0.00	100.00
32	268.0	16.25	70.40	32	0.0	0.00	0.00	100.00
33	221.0	13.40	83.80	Total	4440.0	100	100	
34	123.0	7.46	91.26	Hull wt	1581.2			
35	52.2	3.17	94.42	Wt w/o SS	4085.6			
36	52.0	3.15	97.57	Percent Hulls		26.26		
37	18.4	1.12	98.69	Percent Meats		73.74		
38	15.2	0.92	99.61			100		
39	6.4	0.39	100.00					
40	0.0	0.00	100.00					
41	0.0	0.00	100.00					
42	0.0	0.00	100.00					
44	0.0	0.00	100.00					
46	0.0	0.00	100.00					
48	0.0	0.00	100.00					
POD WT.	1649.2							



LOCATION 10 UPPT 2009 SIZE DISTRIBUTION CUMULATIVE WEIGHT PERCENT TABLE

P/T 09-02

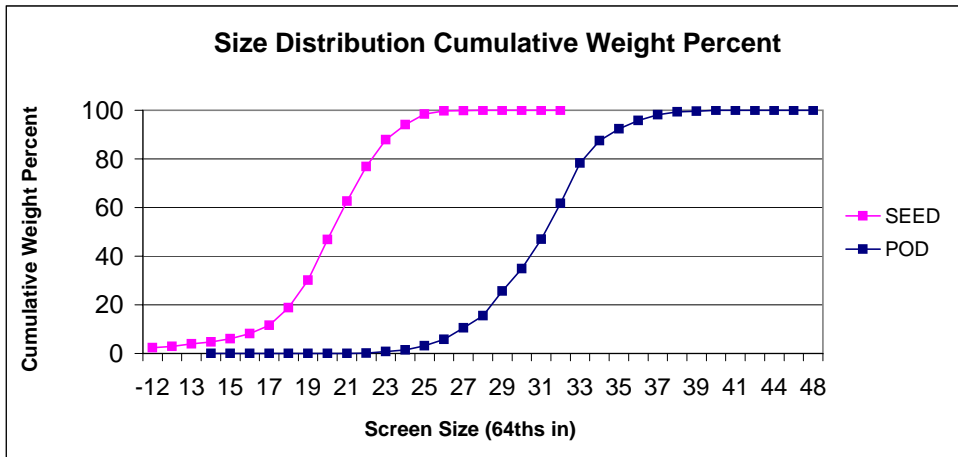
POD				SEED				
SCREEN SIZE	Weight	Wt %	Cum. Wt. %	SCREEN SIZE	Weight	Wt %	Wt % w/o SS	Cum. Wt %
				SS	486.6	10.16	---	---
				-12 & -17R	147.2	3.07	3.42	3.42
				12	39.0	0.81	0.91	4.33
				13	49.4	1.03	1.15	5.47
14	0.0	0.00	0.00	14	64.6	1.35	1.50	6.97
15	0.0	0.00	0.00	15	83.0	1.73	1.93	8.90
16	0.0	0.00	0.00	16	114.4	2.39	2.66	11.56
17	0.0	0.00	0.00	17	180.8	3.77	4.20	15.76
18	0.0	0.00	0.00	18	325.8	6.80	7.57	23.33
19	0.0	0.00	0.00	19	411.0	8.58	9.55	32.87
20	0.0	0.00	0.00	20	829.6	17.31	19.27	52.15
21	0.0	0.00	0.00	21	796.6	16.63	18.50	70.65
22	1.8	0.11	0.11	22	621.2	12.96	14.43	85.08
23	4.2	0.26	0.37	23	386.6	8.07	8.98	94.06
24	12.2	0.75	1.12	24	144.6	3.02	3.36	97.42
25	47.4	2.93	4.05	25	85.2	1.78	1.98	99.40
26	76.2	4.71	8.76	26	17.6	0.37	0.41	99.81
27	161.4	9.97	18.73	27	5.6	0.12	0.13	99.94
28	207.6	12.82	31.55	28	2.6	0.05	0.06	100.00
29	241.2	14.90	46.45	29	0.0	0.00	0.00	100.00
30	211.4	13.06	59.51	30	0.0	0.00	0.00	100.00
31	151.4	9.35	68.86	31	0.0	0.00	0.00	100.00
32	181.0	11.18	80.04	32	0.0	0.00	0.00	100.00
33	112.2	6.93	86.97	Total	4791.4	100	100	
34	96.8	5.98	92.95	Hull wt	1614.8			
35	51.8	3.20	96.15	Wt w/o SS	4304.8			
36	27.6	1.70	97.85	Percent Hulls		25.21		
37	21.4	1.32	99.17	Percent Meats		74.79		
38	11.0	0.68	99.85			100		
39	2.4	0.15	100.00					
40	0.0	0.00	100.00					
41	0.0	0.00	100.00					
42	0.0	0.00	100.00					
44	0.0	0.00	100.00					
46	0.0	0.00	100.00					
48	0.0	0.00	100.00					
POD WT.	1619.0							



LOCATION 10 UPPT 2009 SIZE DISTRIBUTION CUMULATIVE WEIGHT PERCENT TABLE

EXP 27-1516

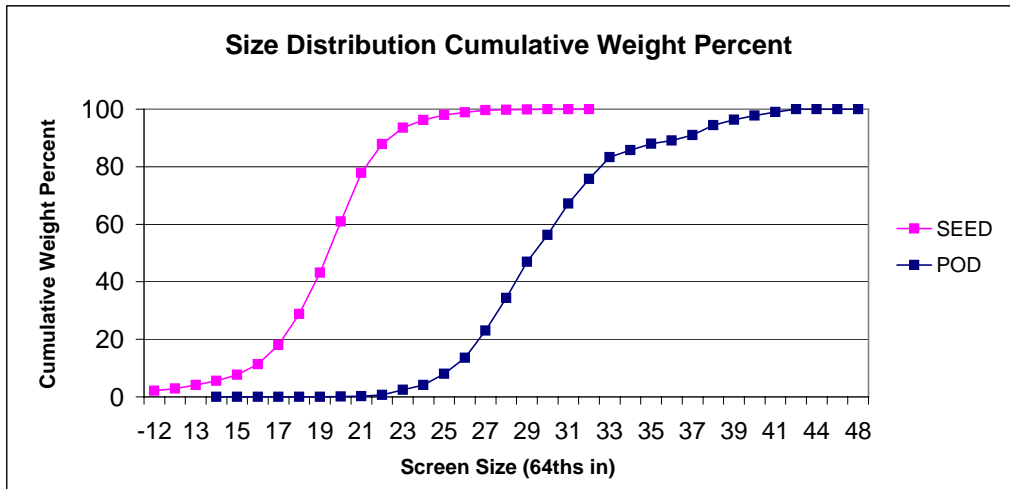
POD				SEED				
SCREEN SIZE	Weight	Wt %	Cum. Wt. %	SCREEN SIZE	Weight	Wt %	Wt % w/o SS	Cum. Wt %
				SS	611.8	13.17	---	---
				-12 & -17R	93.2	2.01	2.31	2.31
				12	24.8	0.53	0.61	2.93
				13	38.8	0.84	0.96	3.89
14	0.0	0.00	0.00	14	32.0	0.69	0.79	4.68
15	0.0	0.00	0.00	15	55.4	1.19	1.37	6.06
16	0.0	0.00	0.00	16	82.8	1.78	2.05	8.11
17	0.0	0.00	0.00	17	140.2	3.02	3.48	11.59
18	0.0	0.00	0.00	18	289.6	6.24	7.18	18.77
19	0.0	0.00	0.00	19	459.2	9.89	11.39	30.15
20	0.0	0.00	0.00	20	671.8	14.46	16.66	46.81
21	0.0	0.00	0.00	21	636.2	13.70	15.78	62.59
22	1.8	0.11	0.11	22	577.0	12.42	14.31	76.89
23	11.8	0.71	0.82	23	441.0	9.49	10.94	87.83
24	10.0	0.60	1.42	24	249.4	5.37	6.18	94.01
25	28.4	1.71	3.13	25	176.8	3.81	4.38	98.40
26	43.2	2.60	5.73	26	54.6	1.18	1.35	99.75
27	80.0	4.82	10.55	27	6.0	0.13	0.15	99.90
28	83.8	5.04	15.59	28	4.0	0.09	0.10	100.00
29	166.6	10.03	25.62	29	0.0	0.00	0.00	100.00
30	153.6	9.25	34.87	30	0.0	0.00	0.00	100.00
31	200.6	12.08	46.94	31	0.0	0.00	0.00	100.00
32	244.8	14.74	61.68	32	0.0	0.00	0.00	100.00
33	275.0	16.55	78.23	Total	4644.6	100	100	
34	153.4	9.23	87.47	Hull wt	1359.2			
35	82.4	4.96	92.43	Wt w/o SS	4032.8			
36	55.8	3.36	95.79	Percent Hulls		22.64		
37	39.6	2.38	98.17	Percent Meats		77.36		
38	18.4	1.11	99.28			100		
39	6.0	0.36	99.64					
40	6.0	0.36	100.00					
41	0.0	0.00	100.00					
42	0.0	0.00	100.00					
44	0.0	0.00	100.00					
46	0.0	0.00	100.00					
48	0.0	0.00	100.00					
POD WT. 1661.2								



LOCATION 10 UPPT 2009 SIZE DISTRIBUTION CUMULATIVE WEIGHT PERCENT TABLE

TXL061821

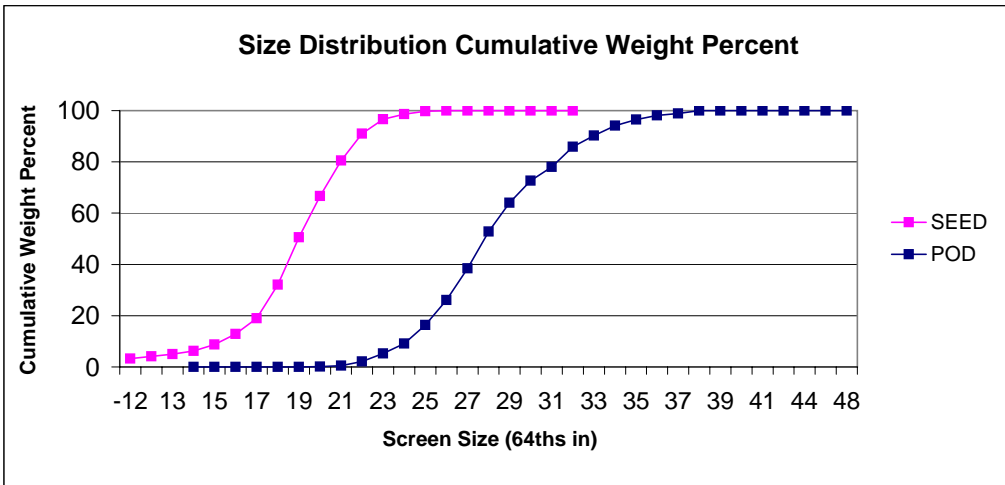
POD				SEED				
SCREEN SIZE	Weight	Wt %	Cum. Wt. %	SCREEN SIZE	Weight	Wt %	Wt % w/o SS	Cum. Wt %
				SS	406.2	9.31	---	---
				-12 & -17R	85.2	1.95	2.15	2.15
				12	28.4	0.65	0.72	2.87
				13	49.4	1.13	1.25	4.12
14	0.0	0.00	0.00	14	56.0	1.28	1.41	5.53
15	0.0	0.00	0.00	15	86.2	1.97	2.18	7.71
16	0.0	0.00	0.00	16	144.2	3.30	3.64	11.35
17	0.0	0.00	0.00	17	265.8	6.09	6.71	18.07
18	0.0	0.00	0.00	18	426.2	9.76	10.77	28.83
19	0.0	0.00	0.00	19	567.0	12.99	14.32	43.15
20	1.8	0.11	0.11	20	706.8	16.19	17.85	61.01
21	2.6	0.16	0.27	21	667.8	15.30	16.87	77.88
22	6.8	0.42	0.70	22	397.0	9.10	10.03	87.91
23	27.4	1.71	2.41	23	222.6	5.10	5.62	93.53
24	27.2	1.70	4.11	24	106.2	2.43	2.68	96.21
25	63.2	3.95	8.06	25	70.0	1.60	1.77	97.98
26	88.0	5.50	13.55	26	37.6	0.86	0.95	98.93
27	151.4	9.46	23.01	27	28.4	0.65	0.72	99.65
28	182.6	11.40	34.41	28	7.2	0.16	0.18	99.83
29	200.6	12.53	46.94	29	3.4	0.08	0.09	99.91
30	149.2	9.32	56.26	30	3.4	0.08	0.09	100.00
31	175.0	10.93	67.19	31	0.0	0.00	0.00	100.00
32	137.2	8.57	75.76	32	0.0	0.00	0.00	100.00
33	120.2	7.51	83.26	Total	4365.0	100	100	
34	40.8	2.55	85.81	Hull wt	1373.2			
35	35.6	2.22	88.03	Wt w/o SS	3958.8			
36	17.2	1.07	89.11	Percent Hulls		23.93		
37	30.6	1.91	91.02	Percent Meats		76.07		
38	55.6	3.47	94.49			100		
39	30.2	1.89	96.38					
40	22.4	1.40	97.78					
41	20.0	1.25	99.03					
42	15.6	0.97	100.00					
44	0.0	0.00	100.00					
46	0.0	0.00	100.00					
48	0.0	0.00	100.00					
POD WT.	1601.2							



LOCATION 10 UPPT 2009 SIZE DISTRIBUTION CUMULATIVE WEIGHT PERCENT TABLE

TXL061816

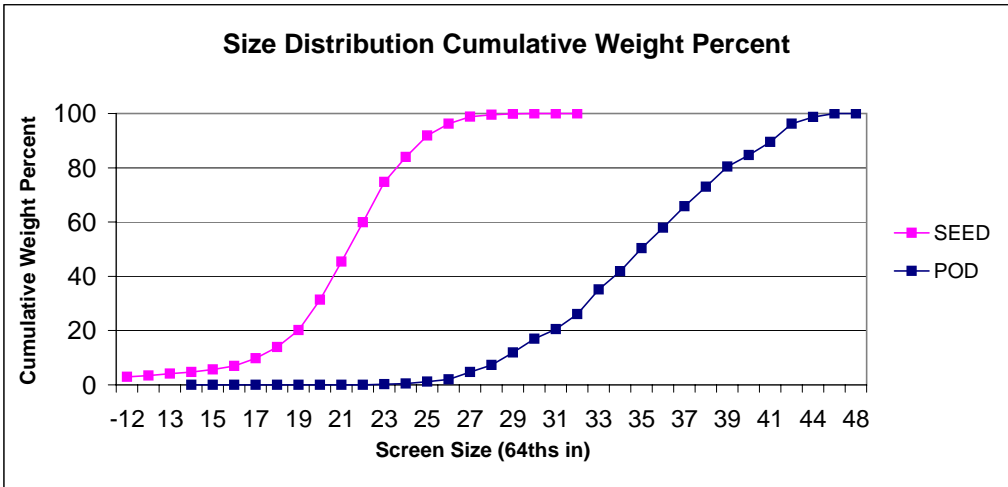
POD				SEED				
SCREEN SIZE	Weight	Wt %	Cum. Wt. %	SCREEN SIZE	Weight	Wt %	Wt % w/o SS	Cum. Wt %
				SS	733.8	16.56	---	---
				-12 & -17R	121.4	2.74	3.28	3.28
				12	29.0	0.65	0.78	4.07
				13	33.8	0.76	0.91	4.98
14	0.0	0.00	0.00	14	45.0	1.02	1.22	6.20
15	0.0	0.00	0.00	15	93.2	2.10	2.52	8.72
16	0.0	0.00	0.00	16	154.6	3.49	4.18	12.90
17	0.0	0.00	0.00	17	226.6	5.11	6.13	19.02
18	0.0	0.00	0.00	18	485.0	10.94	13.11	32.14
19	0.0	0.00	0.00	19	682.4	15.40	18.45	50.59
20	2.6	0.16	0.16	20	593.8	13.40	16.05	66.64
21	6.2	0.39	0.55	21	511.6	11.54	13.83	80.47
22	24.4	1.52	2.07	22	388.6	8.77	10.51	90.98
23	50.6	3.16	5.24	23	207.4	4.68	5.61	96.59
24	62.2	3.89	9.12	24	76.0	1.71	2.05	98.64
25	115.0	7.19	16.31	25	42.8	0.97	1.16	99.80
26	156.6	9.79	26.09	26	7.4	0.17	0.20	100.00
27	198.2	12.38	38.48	27	0.0	0.00	0.00	100.00
28	229.8	14.36	52.84	28	0.0	0.00	0.00	100.00
29	179.6	11.22	64.06	29	0.0	0.00	0.00	100.00
30	137.2	8.57	72.63	30	0.0	0.00	0.00	100.00
31	86.4	5.40	78.03	31	0.0	0.00	0.00	100.00
32	126.0	7.87	85.90	32	0.0	0.00	0.00	100.00
33	70.0	4.37	90.28	Total	4432.4	100	100	
34	62.4	3.90	94.18	Hull wt	1175.8			
35	37.4	2.34	96.51	Wt w/o SS	3698.6			
36	26.4	1.65	98.16	Percent Hulls		20.97		
37	11.8	0.74	98.90	Percent Meats		79.03		
38	17.6	1.10	100.00			100		
39	0.0	0.00	100.00					
40	0.0	0.00	100.00					
41	0.0	0.00	100.00					
42	0.0	0.00	100.00					
44	0.0	0.00	100.00					
46	0.0	0.00	100.00					
48	0.0	0.00	100.00					
POD WT.	1600.4							



LOCATION 10 UPPT 2009 SIZE DISTRIBUTION CUMULATIVE WEIGHT PERCENT TABLE

NC 7

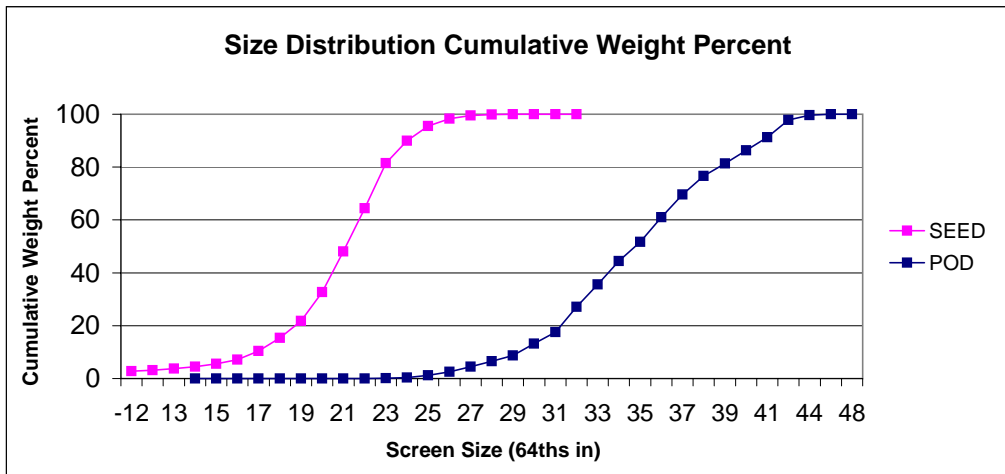
POD				SEED				
SCREEN SIZE	Weight	Wt %	Cum. Wt. %	SCREEN SIZE	Weight	Wt %	Wt % w/o SS	Cum. Wt %
				SS	476.0	9.99	---	---
				-12 & -20R	124.8	2.62	2.91	2.91
				12	22.8	0.48	0.53	3.44
				13	28.4	0.60	0.66	4.10
14	0.0	0.00	0.00	14	28.0	0.59	0.65	4.76
15	0.0	0.00	0.00	15	37.6	0.79	0.88	5.63
16	0.0	0.00	0.00	16	58.4	1.23	1.36	6.99
17	0.0	0.00	0.00	17	121.0	2.54	2.82	9.81
18	0.0	0.00	0.00	18	178.4	3.74	4.16	13.97
19	0.0	0.00	0.00	19	264.4	5.55	6.16	20.14
20	0.0	0.00	0.00	20	480.2	10.08	11.19	31.33
21	0.0	0.00	0.00	21	602.8	12.65	14.05	45.38
22	0.0	0.00	0.00	22	621.0	13.03	14.48	59.86
23	3.2	0.20	0.20	23	637.6	13.38	14.86	74.72
24	3.6	0.23	0.43	24	396.8	8.33	9.25	83.98
25	12.2	0.77	1.20	25	338.4	7.10	7.89	91.86
26	12.0	0.76	1.96	26	186.8	3.92	4.35	96.22
27	43.2	2.74	4.70	27	112.0	2.35	2.61	98.83
28	40.4	2.56	7.26	28	32.2	0.68	0.75	99.58
29	72.8	4.61	11.88	29	15.2	0.32	0.35	99.93
30	80.2	5.08	16.96	30	2.8	0.06	0.07	100.00
31	56.2	3.56	20.52	31	0.0	0.00	0.00	100.00
32	87.0	5.51	26.03	32	0.0	0.00	0.00	100.00
33	144.4	9.15	35.18	Total	4765.6	100	100	
34	106.0	6.72	41.90	Hull wt	1572.0			
35	133.6	8.47	50.37	Wt w/o SS	4289.6			
36	119.8	7.59	57.96	Percent Hulls		24.80		
37	123.4	7.82	65.78	Percent Meats		75.20		
38	113.6	7.20	72.98			100		
39	117.6	7.45	80.43					
40	66.0	4.18	84.61					
41	77.8	4.93	89.54					
42	105.2	6.67	96.21					
44	40.0	2.53	98.75					
46	19.8	1.25	100.00					
48	0.0	0.00	100.00					
POD WT.	1578.0							



LOCATION 10 UPPT 2009 SIZE DISTRIBUTION CUMULATIVE WEIGHT PERCENT TABLE

N05006

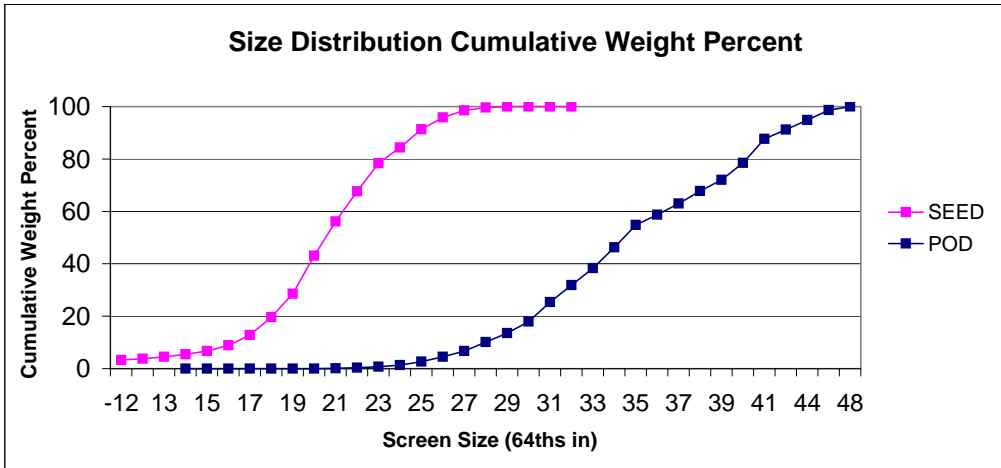
POD				SEED				
SCREEN SIZE	Weight	Wt %	Cum. Wt. %	SCREEN SIZE	Weight	Wt %	Wt % w/o SS	Cum. Wt %
				SS	440.2	9.12	---	---
				-12 & -20R	121.0	2.51	2.76	2.76
				12	15.2	0.31	0.35	3.10
				13	27.4	0.57	0.62	3.73
14	0.0	0.00	0.00	14	34.4	0.71	0.78	4.51
15	0.0	0.00	0.00	15	48.6	1.01	1.11	5.62
16	0.0	0.00	0.00	16	66.0	1.37	1.50	7.12
17	0.0	0.00	0.00	17	142.6	2.95	3.25	10.38
18	0.0	0.00	0.00	18	222.0	4.60	5.06	15.44
19	0.0	0.00	0.00	19	281.0	5.82	6.40	21.84
20	0.0	0.00	0.00	20	473.8	9.81	10.80	32.64
21	0.0	0.00	0.00	21	676.6	14.02	15.42	48.06
22	0.0	0.00	0.00	22	719.6	14.91	16.40	64.46
23	1.4	0.08	0.08	23	749.0	15.51	17.07	81.53
24	5.2	0.31	0.39	24	367.8	7.62	8.38	89.92
25	13.2	0.79	1.18	25	248.0	5.14	5.65	95.57
26	23.2	1.38	2.57	26	117.8	2.44	2.68	98.25
27	32.2	1.92	4.49	27	57.8	1.20	1.32	99.57
28	33.4	1.99	6.48	28	16.0	0.33	0.36	99.94
29	38.0	2.27	8.75	29	2.8	0.06	0.06	100.00
30	75.0	4.47	13.22	30	0.0	0.00	0.00	100.00
31	73.2	4.37	17.59	31	0.0	0.00	0.00	100.00
32	159.4	9.51	27.10	32	0.0	0.00	0.00	100.00
33	141.8	8.46	35.56	Total	4827.6	100	100	
34	148.4	8.85	44.41	Hull wt	1631.4			
35	122.8	7.33	51.74	Wt w/o SS	4387.4			
36	154.6	9.22	60.96	Percent Hulls		25.26		
37	145.6	8.69	69.65	Percent Meats		74.74		
38	117.2	6.99	76.64			100		
39	79.2	4.72	81.36					
40	82.2	4.90	86.27					
41	84.6	5.05	91.31					
42	109.8	6.55	97.86					
44	29.8	1.78	99.64					
46	6.0	0.36	100.00					
48	0.0	0.00	100.00					
POD WT.	1676.2							



LOCATION 10 UPPT 2009 SIZE DISTRIBUTION CUMULATIVE WEIGHT PERCENT TABLE

N05008

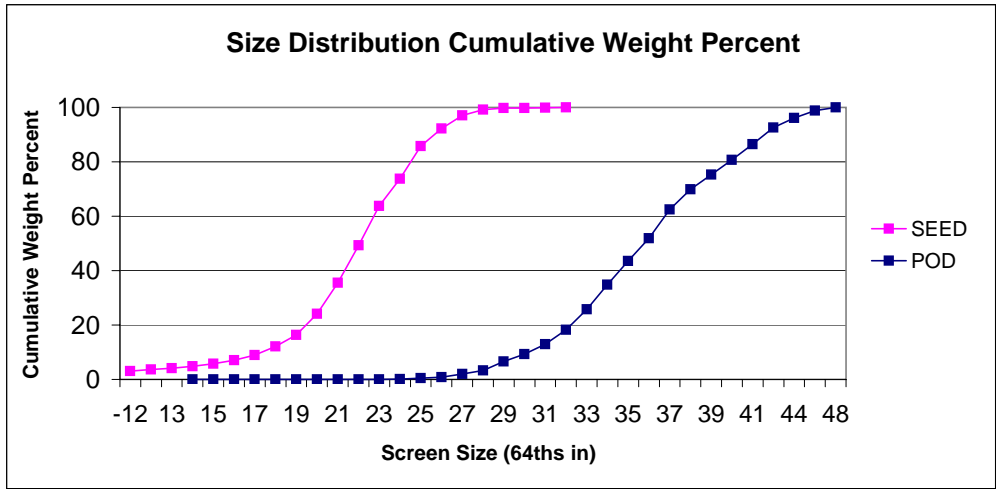
POD				SEED				
SCREEN SIZE	Weight	Wt %	Cum. Wt. %	SCREEN SIZE	Weight	Wt %	Wt % w/o SS	Cum. Wt %
				SS	498.6	10.67	---	---
				-12 & -20R	139.8	2.99	3.35	3.35
				12	18.8	0.40	0.45	3.80
				13	32.0	0.68	0.77	4.56
14	0.0	0.00	0.00	14	37.8	0.81	0.91	5.47
15	0.0	0.00	0.00	15	52.0	1.11	1.25	6.71
16	0.0	0.00	0.00	16	91.4	1.96	2.19	8.90
17	0.0	0.00	0.00	17	165.8	3.55	3.97	12.87
18	0.0	0.00	0.00	18	281.2	6.02	6.73	19.61
19	0.0	0.00	0.00	19	373.6	7.99	8.95	28.56
20	0.0	0.00	0.00	20	607.2	12.99	14.54	43.10
21	1.6	0.10	0.10	21	544.0	11.64	13.03	56.12
22	5.0	0.30	0.40	22	480.6	10.28	11.51	67.63
23	5.6	0.34	0.73	23	446.6	9.55	10.69	78.33
24	10.8	0.65	1.38	24	253.0	5.41	6.06	84.39
25	22.0	1.32	2.70	25	289.4	6.19	6.93	91.32
26	29.4	1.76	4.46	26	187.6	4.01	4.49	95.81
27	37.4	2.24	6.70	27	112.8	2.41	2.70	98.51
28	57.6	3.45	10.15	28	47.2	1.01	1.13	99.64
29	56.6	3.39	13.55	29	13.4	0.29	0.32	99.96
30	73.2	4.39	17.93	30	1.6	0.03	0.04	100.00
31	125.4	7.52	25.45	31	0.0	0.00	0.00	100.00
32	107.0	6.41	31.86	32	0.0	0.00	0.00	100.00
33	107.6	6.45	38.31	Total	4674.4	100	100	
34	132.2	7.92	46.24	Hull wt	1813.0			
35	143.6	8.61	54.84	Wt w/o SS	4175.8			
36	65.4	3.92	58.76	Percent Hulls		27.95		
37	70.0	4.20	62.96	Percent Meats		72.05		
38	80.0	4.80	67.75			100		
39	72.4	4.34	72.09					
40	107.4	6.44	78.53					
41	151.6	9.09	87.62					
42	59.4	3.56	91.18					
44	62.0	3.72	94.89					
46	63.0	3.78	98.67					
48	22.2	1.33	100.00					
POD WT.	1668.4							



LOCATION 10 UPPT 2009 SIZE DISTRIBUTION CUMULATIVE WEIGHT PERCENT TABLE

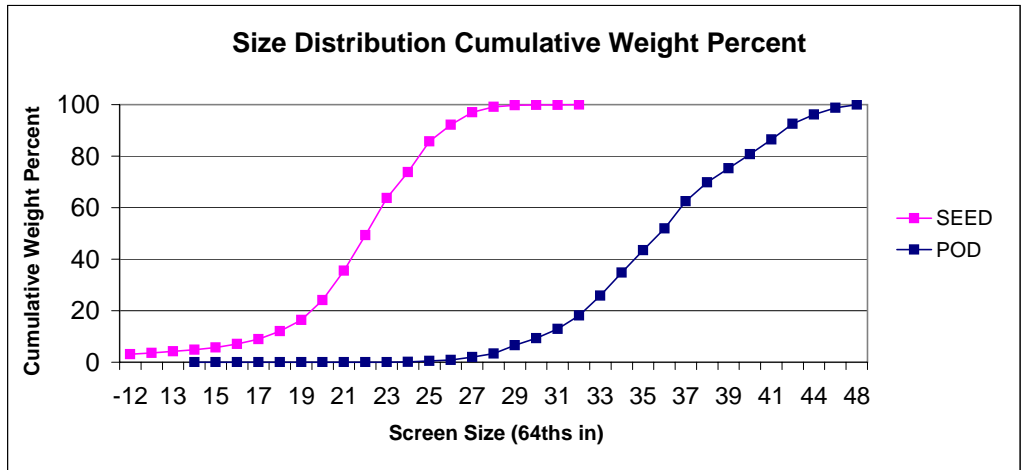
N05024J

POD				SEED				
SCREEN SIZE	Weight	Wt %	Cum. Wt. %	SCREEN SIZE	Weight	Wt %	Wt % w/o SS	Cum. Wt %
				SS	653.2	14.09	---	---
				-12 & -20R	123.2	2.66	3.09	3.09
				12	19.8	0.43	0.50	3.59
				13	23.2	0.50	0.58	4.17
14	0.0	0.00	0.00	14	26.2	0.57	0.66	4.83
15	0.0	0.00	0.00	15	37.6	0.81	0.94	5.78
16	0.0	0.00	0.00	16	50.0	1.08	1.26	7.03
17	0.0	0.00	0.00	17	75.4	1.63	1.89	8.93
18	0.0	0.00	0.00	18	126.6	2.73	3.18	12.10
19	0.0	0.00	0.00	19	169.8	3.66	4.26	16.37
20	0.0	0.00	0.00	20	309.4	6.68	7.77	24.14
21	0.0	0.00	0.00	21	454.8	9.81	11.42	35.56
22	0.0	0.00	0.00	22	548.4	11.83	13.77	49.33
23	0.0	0.00	0.00	23	573.6	12.37	14.40	63.74
24	2.6	0.16	0.16	24	400.8	8.65	10.07	73.80
25	4.6	0.28	0.44	25	475.8	10.26	11.95	85.75
26	7.0	0.42	0.86	26	256.0	5.52	6.43	92.18
27	18.2	1.10	1.97	27	192.2	4.15	4.83	97.01
28	22.2	1.35	3.31	28	85.4	1.84	2.14	99.15
29	53.6	3.25	6.56	29	23.6	0.51	0.59	99.74
30	45.2	2.74	9.31	30	3.0	0.06	0.08	99.82
31	59.6	3.62	12.92	31	3.4	0.07	0.09	99.90
32	86.6	5.25	18.18	32	3.8	0.08	0.10	100.00
33	125.6	7.62	25.80	Total	4635.2	100	100	
34	148.0	8.98	34.78	Hull wt	1503.6			
35	144.0	8.74	43.51	Wt w/o SS	3982.0			
36	138.0	8.37	51.89	Percent Hulls		24.49		
37	175.0	10.62	62.50	Percent Meats		75.51		
38	121.0	7.34	69.85			100		
39	90.4	5.48	75.33					
40	89.0	5.40	80.73					
41	94.0	5.70	86.43					
42	101.6	6.16	92.60					
44	58.2	3.53	96.13					
46	44.0	2.67	98.80					
48	19.8	1.20	100.00					
POD WT.	1648.2							



LOCATION 10 UPPT 2009 SIZE DISTRIBUTION CUMULATIVE WEIGHT PERCENT TABLE

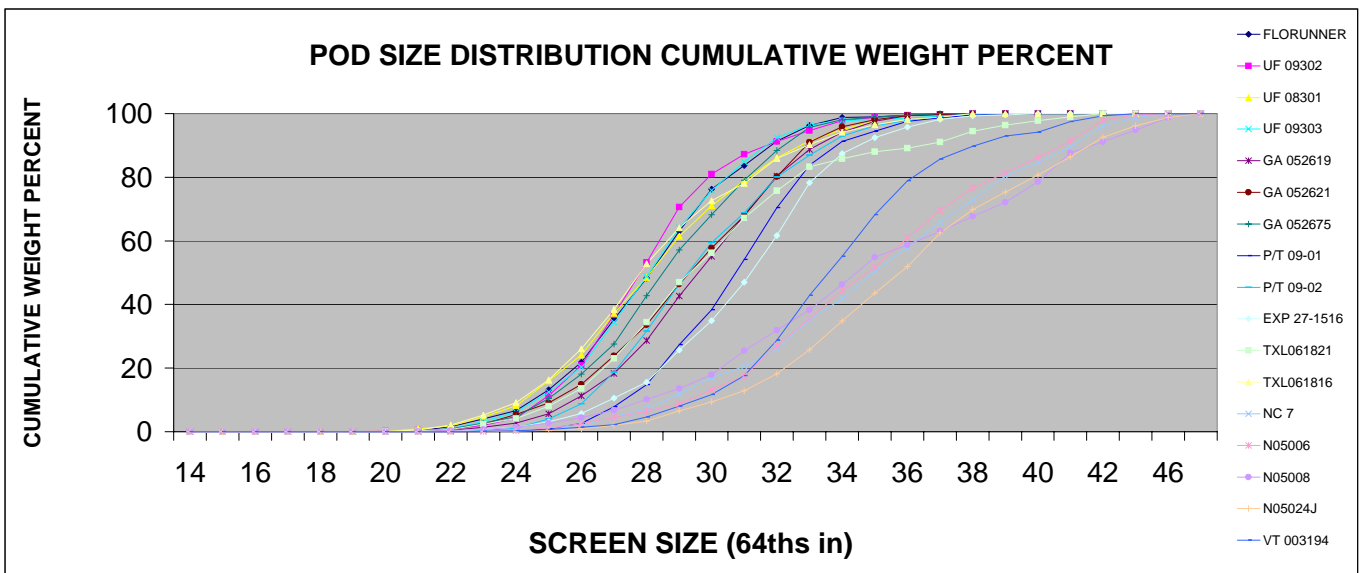
				SEED				
	Weight	Wt %	Cum. Wt. %	SCREEN SIZE	Weight	Wt %	Wt % w/o SS	Cum. Wt %
15				SS	537.6	11.27	---	---
16				-12 & -20R	155.8	3.27	3.68	3.68
17				12	23.0	0.48	0.54	4.23
18				13	38.6	0.81	0.91	5.14
19				14	33.0	0.69	0.78	5.92
20	0.0	0.00	0.00	15	50.0	1.05	1.18	7.10
21	0.0	0.00	0.00	16	79.0	1.66	1.87	8.97
22	0.0	0.00	0.00	17	117.0	2.45	2.76	11.73
23	0.0	0.00	0.00	18	183.6	3.85	4.34	16.07
24	0.0	0.00	0.00	19	249.2	5.23	5.89	21.96
25	0.0	0.00	0.00	20	456.6	9.57	10.79	32.75
26	0.0	0.00	0.00	21	693.0	14.53	16.38	49.13
27	0.0	0.00	0.00	22	687.0	14.40	16.23	65.36
28	1.0	0.06	0.06	23	649.8	13.62	15.36	80.72
29	3.6	0.22	0.29	24	355.8	7.46	8.41	89.12
30	7.2	0.45	0.73	25	283.0	5.93	6.69	95.81
31	10.6	0.66	1.39	26	114.4	2.40	2.70	98.52
32	13.6	0.84	2.23	27	53.8	1.13	1.27	99.79
33	38.2	2.37	4.60	28	7.8	0.16	0.18	99.97
34	56.2	3.49	8.09	29	1.2	0.03	0.03	100.00
35	58.2	3.61	11.70	30	0.0	0.00	0.00	100.00
36	95.2	5.91	17.61	31	0.0	0.00	0.00	100.00
37	180.4	11.19	28.80	32	0.0	0.00	0.00	100.00
38	227.0	14.08	42.88	Total	4769.2	100	100	
39	196.6	12.20	55.08	Hull wt	1614.6			
40	210.8	13.08	68.16	Wt w/o SS	4231.6			
41	172.0	10.67	78.83	Percent Hulls		25.29		
42	111.2	6.90	85.73	Percent Meats		74.71		
43	65.2	4.05	89.78			100		
44	50.6	3.14	92.91					
45	20.2	1.25	94.17					
46	53.2	3.30	97.47					
47	29.4	1.82	99.29					
48	11.4	0.71	100.00					
49	0.0	0.00	100.00					
50	0.0	0.00	100.00					
POD WT.	1611.8							



LOCATION 10 UPPT 2009 POD SIZE DISTRIBUTION CUMULATIVE WEIGHT PERCENT TABLE

ENTRY NUMBER

SCREEN	FLORUNNER	UF 09302	UF 08301	UF 09303	GA 052619	GA 052621	GA 052675	P/T 09-01	P/T 09-02	EXP 27-1516	TXL061821	TXL061816	NC 7	N05006	N05008	N05024J	VT 003194
14	0.00	0.00	0.00	0.00	0.00	0.00	0.00	0.00	0.00	0.00	0.00	0.00	0.00	0.00	0.00	0.00	0.00
15	0.00	0.00	0.00	0.00	0.00	0.00	0.00	0.00	0.00	0.00	0.00	0.00	0.00	0.00	0.00	0.00	0.00
16	0.00	0.00	0.00	0.00	0.00	0.00	0.00	0.00	0.00	0.00	0.00	0.00	0.00	0.00	0.00	0.00	0.00
17	0.00	0.00	0.00	0.00	0.00	0.00	0.00	0.00	0.00	0.00	0.00	0.00	0.00	0.00	0.00	0.00	0.00
18	0.00	0.00	0.00	0.00	0.00	0.00	0.00	0.00	0.00	0.00	0.00	0.00	0.00	0.00	0.00	0.00	0.00
19	0.00	0.00	0.00	0.00	0.00	0.00	0.00	0.00	0.00	0.00	0.00	0.00	0.00	0.00	0.00	0.00	0.00
20	0.06	0.18	0.12	0.05	0.00	0.06	0.07	0.00	0.00	0.00	0.11	0.16	0.00	0.00	0.00	0.00	0.00
21	0.32	0.47	0.86	0.28	0.00	0.17	0.25	0.00	0.00	0.00	0.27	0.55	0.00	0.00	0.10	0.00	0.00
22	1.60	0.82	1.80	0.89	0.35	0.74	0.87	0.00	0.11	0.11	0.70	2.07	0.00	0.00	0.40	0.00	0.00
23	4.01	2.00	4.67	3.22	1.38	2.44	2.76	0.00	0.37	0.82	2.41	5.24	0.20	0.08	0.73	0.00	0.06
24	6.66	4.20	8.20	6.15	2.67	5.38	4.71	0.33	1.12	1.42	4.11	9.12	0.43	0.39	1.38	0.16	0.29
25	13.21	11.35	16.02	12.48	5.66	9.09	10.46	0.89	4.05	3.13	8.06	16.31	1.20	1.18	2.70	0.44	0.73
26	21.87	20.87	24.19	20.34	11.31	14.86	18.07	2.61	8.76	5.73	13.55	26.09	1.96	2.57	4.46	0.86	1.39
27	35.35	36.72	37.18	34.45	18.34	23.86	27.54	7.82	18.73	10.55	23.01	38.48	4.70	4.49	6.70	1.97	2.23
28	48.33	53.19	48.52	48.75	28.70	33.64	42.80	14.81	31.55	15.59	34.41	52.84	7.26	6.48	10.15	3.31	4.60
29	63.08	70.64	61.46	64.10	42.67	46.37	57.11	27.38	46.45	25.62	46.94	64.06	11.88	8.75	13.55	6.56	8.09
30	76.27	80.97	71.03	75.81	55.17	57.70	68.23	38.29	59.51	34.87	56.26	72.63	16.96	13.22	17.93	9.31	11.70
31	83.74	87.18	78.99	84.84	67.98	67.94	79.11	54.15	68.86	46.94	67.19	78.03	20.52	17.59	25.45	12.92	17.61
32	91.31	91.24	86.08	92.44	80.39	80.14	88.43	70.40	80.04	61.68	75.76	85.90	26.03	27.10	31.86	18.18	28.80
33	96.25	94.67	91.43	96.49	88.76	91.08	95.67	83.80	86.97	78.23	83.26	90.28	35.18	35.56	38.31	25.80	42.88
34	98.79	97.76	95.01	97.75	94.12	95.84	98.13	91.26	92.95	87.47	85.81	94.18	41.90	44.41	46.24	34.78	55.08
35	99.00	98.83	97.70	98.22	97.54	98.12	98.90	94.42	96.15	92.43	88.03	96.51	50.37	51.74	54.84	43.51	68.16
36	99.50	99.47	99.55	98.64	99.41	99.39	99.45	97.57	97.85	95.79	89.11	98.16	57.96	60.96	58.76	51.89	78.83
37	99.82	99.74	99.74	99.22	99.73	99.76	100.00	98.69	99.17	98.17	91.02	98.90	65.78	69.65	62.96	62.50	85.73
38	100.00	100.00	100.00	100.00	100.00	100.00	100.00	99.61	99.85	99.28	94.49	100.00	72.98	76.64	67.75	69.85	89.78
39	100.00	100.00	100.00	100.00	100.00	100.00	100.00	100.00	100.00	99.64	96.38	100.00	80.43	81.36	72.09	75.33	92.91
40	100.00	100.00	100.00	100.00	100.00	100.00	100.00	100.00	100.00	100.00	97.78	100.00	84.61	86.27	78.53	80.73	94.17
41	100.00	100.00	100.00	100.00	100.00	100.00	100.00	100.00	100.00	100.00	99.03	100.00	89.54	91.31	87.62	86.43	97.47
42	100.00	100.00	100.00	100.00	100.00	100.00	100.00	100.00	100.00	100.00	100.00	100.00	96.21	97.86	91.18	92.60	99.29
44	100.00	100.00	100.00	100.00	100.00	100.00	100.00	100.00	100.00	100.00	100.00	100.00	98.75	99.64	94.89	96.13	100.00
46	100.00	100.00	100.00	100.00	100.00	100.00	100.00	100.00	100.00	100.00	100.00	100.00	100.00	100.00	98.67	98.80	100.00
48	100.00	100.00	100.00	100.00	100.00	100.00	100.00	100.00	100.00	100.00	100.00	100.00	100.00	100.00	100.00	100.00	100.00

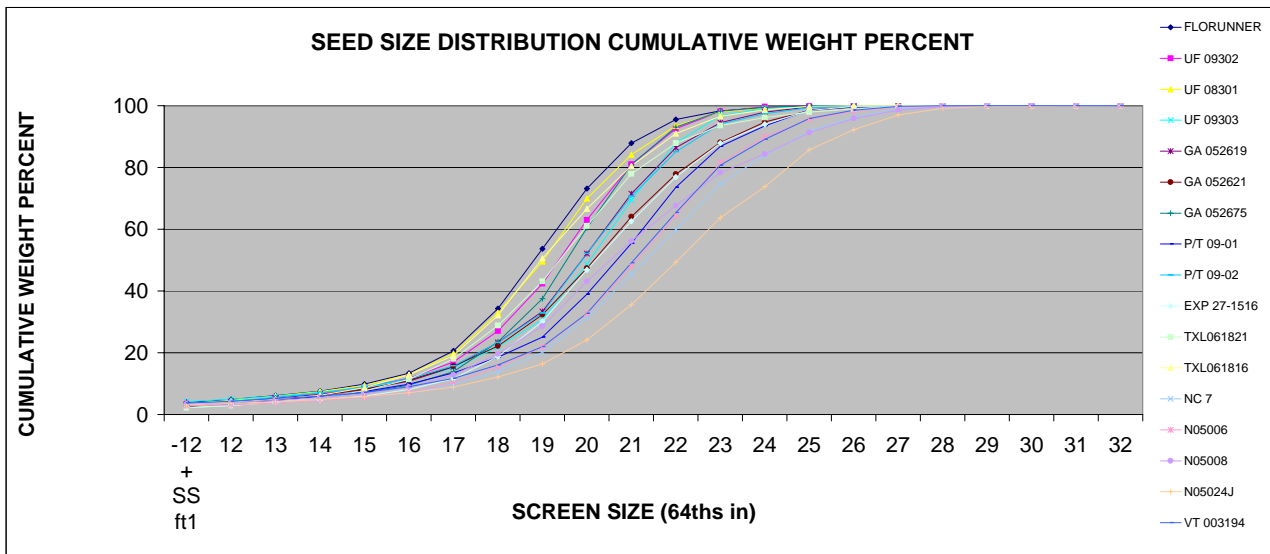


LOCATION 10 UPPT 2009 SEED SIZE DISTRIBUTION CUMULATIVE WEIGHT PERCENT TABLE

ENTRY NUMBER

SCREEN	FLORUNNER	UF 09302	UF 08301	UF 09303	GA 052619	GA 052621	GA 052675	P/T 09-01	P/T 09-02	EXP 27-1516	TXL061821	TXL061816	NC 7	N05006	N05008	N05024J	VT 003194
-12 + SS ft ¹	3.93	3.29	3.49	4.17	2.97	2.52	2.94	2.73	3.42	2.31	2.15	3.28	2.91	2.76	3.35	3.09	3.68
12	4.89	4.07	4.54	4.94	3.94	3.53	3.58	3.43	4.33	2.93	2.87	4.07	3.44	3.10	3.80	3.59	4.23
13	6.14	5.45	6.00	5.94	5.27	4.87	4.68	4.55	5.47	3.89	4.12	4.98	4.10	3.73	4.56	4.17	5.14
14	7.55	6.81	7.50	7.14	6.52	6.25	5.62	5.82	6.97	4.68	5.53	6.20	4.76	4.51	5.47	4.83	5.92
15	9.81	8.91	9.48	8.82	8.26	8.08	7.13	7.47	8.90	6.06	7.71	8.72	5.63	5.62	6.71	5.78	7.10
16	13.36	11.74	12.93	11.07	10.80	11.07	9.49	9.86	11.56	8.11	11.35	12.90	6.99	7.12	8.90	7.03	8.97
17	20.62	17.00	19.76	15.06	15.44	15.66	13.92	13.51	15.76	11.59	18.07	19.02	9.81	10.38	12.87	8.93	11.73
18	34.28	27.04	32.94	21.87	23.28	22.22	23.57	18.59	23.33	18.77	28.83	32.14	13.97	15.44	19.61	12.10	16.07
19	53.64	42.35	49.49	30.76	33.35	32.31	37.54	25.09	32.87	30.15	43.15	50.59	20.14	21.84	28.56	16.37	21.96
20	73.13	63.01	69.93	48.67	52.10	47.35	60.45	38.98	52.15	46.81	61.01	66.64	31.33	32.64	43.10	24.14	32.75
21	87.93	81.05	84.10	69.43	71.50	64.04	80.88	55.45	70.65	62.59	77.88	80.47	45.38	48.06	56.12	35.56	49.13
22	95.51	92.59	93.49	87.98	86.41	77.88	93.08	73.53	85.08	76.89	87.91	90.98	59.86	64.46	67.63	49.33	65.36
23	98.34	98.17	98.04	96.78	94.51	88.11	98.29	86.84	94.06	87.83	93.53	96.59	74.72	81.53	78.33	63.74	80.72
24	99.32	99.68	99.25	99.05	97.89	94.67	99.49	93.48	97.42	94.01	96.21	98.64	83.98	89.92	84.39	73.80	89.12
25	99.86	99.96	99.62	99.78	99.58	98.47	99.95	98.65	99.40	98.40	97.98	99.80	91.86	95.57	91.32	85.75	95.81
26	99.97	100.00	99.84	99.97	99.83	99.59	100.00	99.62	99.81	99.75	98.93	100.00	96.22	98.25	95.81	92.18	98.52
27	99.97	100.00	99.97	100.00	99.96	99.98	100.00	99.93	99.94	99.90	99.65	100.00	98.83	99.57	98.51	97.01	99.79
28	100.00	100.00	100.00	100.00	100.00	100.00	100.00	100.00	100.00	100.00	100.00	100.00	99.83	99.58	99.94	99.64	99.97
29	100.00	100.00	100.00	100.00	100.00	100.00	100.00	100.00	100.00	100.00	100.00	100.00	99.93	100.00	99.96	99.74	100.00
30	100.00	100.00	100.00	100.00	100.00	100.00	100.00	100.00	100.00	100.00	100.00	100.00	100.00	100.00	100.00	99.82	100.00
31	100.00	100.00	100.00	100.00	100.00	100.00	100.00	100.00	100.00	100.00	100.00	100.00	100.00	100.00	100.00	99.90	100.00
32	100.00	100.00	100.00	100.00	100.00	100.00	100.00	100.00	100.00	100.00	100.00	100.00	100.00	100.00	100.00	100.00	100.00

¹ SS ft is -17R, -20R, OR -16R FOR RUNNER, VIRGINIA OR SPANISH MARKET TYPES, RESPECTIVELY



LOCATION 10 UPPT 2009 SEED COUNT/POUND TABLE

FLORUNNER

	Weight of 100 seed		
	Wt (g)	Wt of 1 seed	Count/lb
Jumbo	68.4	0.684	663
Medium	54.4	0.544	834
Number 1	38.6	0.386	1175
Splits	24.2	0.242	1874

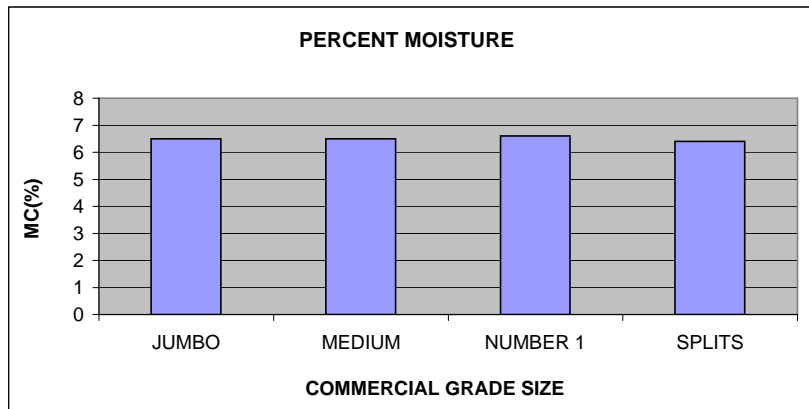
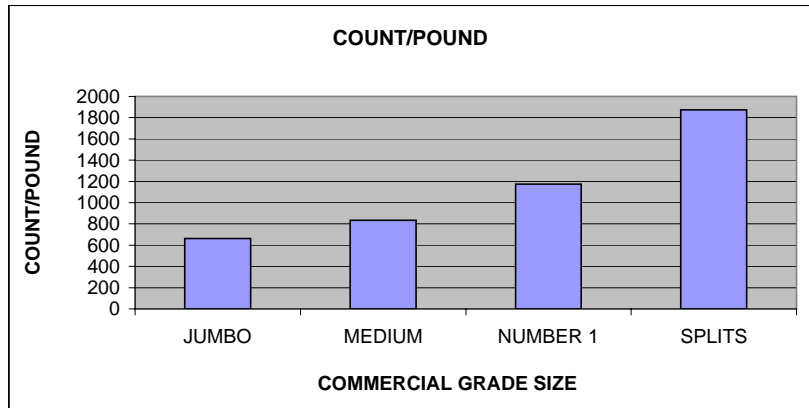
LOCATION 10 SEED MOISTURE CONTENT TABLE

FLORUNNER

GAC 2000 Percent Moisture & Density

	MC*	kg/hl
Jumbo	6.5	60.0
Medium	6.5	62.7
Number 1	6.6	64.2
Splits	6.4	58.6

* NA INDICATES THAT THERE WAS NOT ENOUGH MATERIAL FOR THE GAC 2000 TO READ



LOCATION 10 UPPT 2009 SEED COUNT/POUND TABLE

UF 09302

	Weight of 100 seed		Count/lb
	Wt (g)	Wt of 1 seed	
Jumbo	61.8	0.618	734
Medium	51.2	0.512	886
Number 1	36.6	0.366	1239
Splits	23.6	0.236	1922

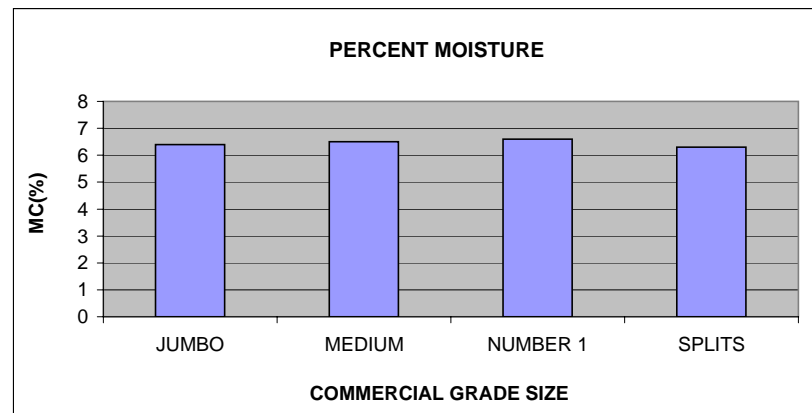
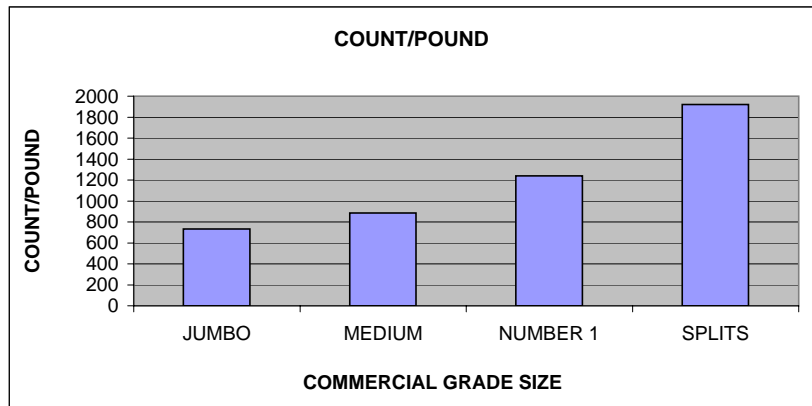
LOCATION 10 SEED MOISTURE CONTENT TABLE

UF 09302

GAC 2000 Percent Moisture & Density

	MC*	kg/hl
Jumbo	6.4	60.7
Medium	6.5	62.2
Number 1	6.6	65.1
Splits	6.3	56.8

* NA INDICATES THAT THERE WAS NOT ENOUGH MATERIAL FOR THE GAC 2000 TO READ



LOCATION 10 UPPT 2009 SEED COUNT/POUND TABLE

UF 08301

Weight of 100 seed

	Wt (g)	Wt of 1 seed	Count/lb
Jumbo	75.4	0.754	602
Medium	64.0	0.640	709
Number 1	42.2	0.422	1075
Splits	25.4	0.254	1786

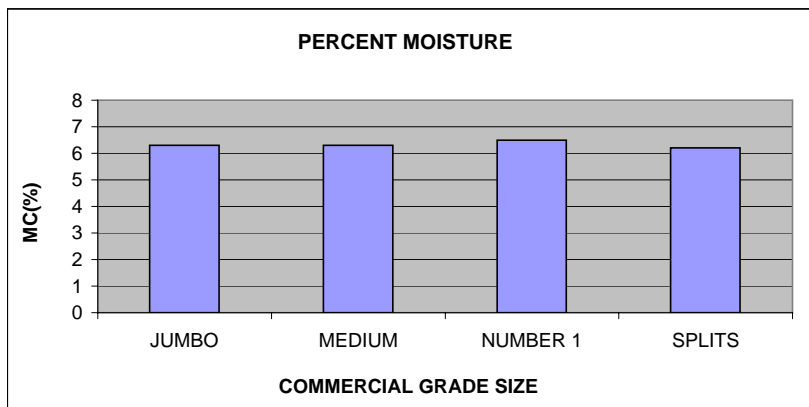
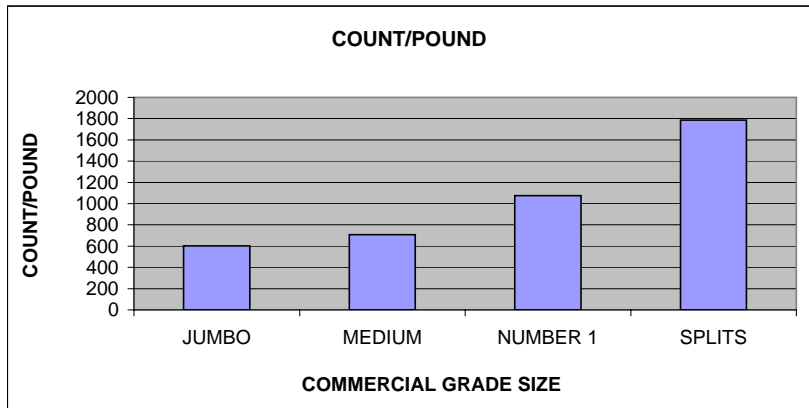
LOCATION 10 SEED MOISTURE CONTENT TABLE

UF 08301

GAC 2000 Percent Moisture & Density

	MC*	kg/hl
Jumbo	6.3	57.8
Medium	6.3	60.1
Number 1	6.5	62.9
Splits	6.2	57.3

* NA INDICATES THAT THERE WAS NOT ENOUGH MATERIAL FOR THE GAC 2000 TO READ



LOCATION 10 UPPT 2009 SEED COUNT/POUND TABLE

UF 09303

Weight of 100 seed

	Wt (g)	Wt of 1 seed	Count/lb
Jumbo	75.4	0.754	602
Medium	54.4	0.544	834
Number 1	38.0	0.380	1194
Splits	28.0	0.280	1620

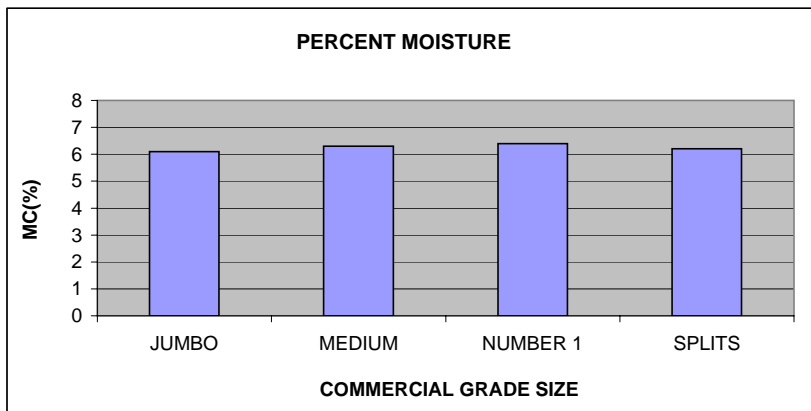
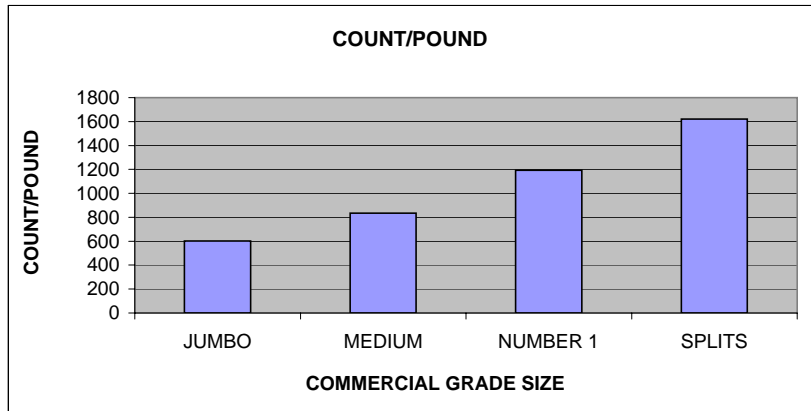
LOCATION 10 SEED MOISTURE CONTENT TABLE

UF 09303

GAC 2000 Percent Moisture & Density

	MC*	kg/hl
Jumbo	6.1	60.2
Medium	6.3	62.7
Number 1	6.4	64.3
Splits	6.2	57.3

* NA INDICATES THAT THERE WAS NOT ENOUGH MATERIAL FOR THE GAC 2000 TO READ



LOCATION 10 UPPT 2009 SEED COUNT/POUND TABLE

GA 052619

	Weight of 100 seed		Count/lb
	Wt (g)	Wt of 1 seed	
Jumbo	75.4	0.754	602
Medium	56.6	0.566	801
Number 1	36.8	0.368	1233
Splits	29.0	0.290	1564

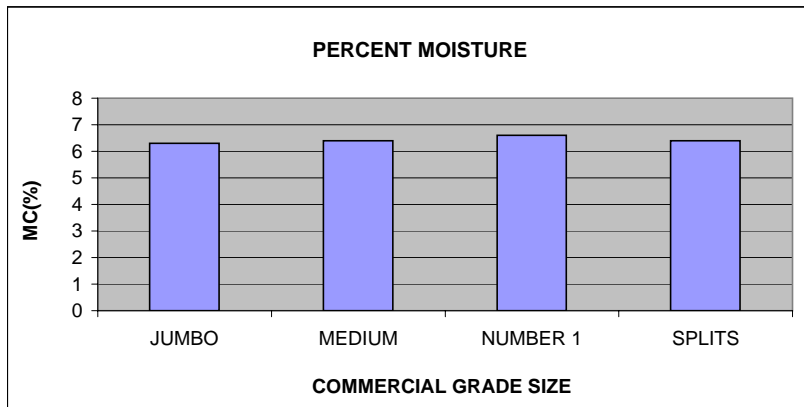
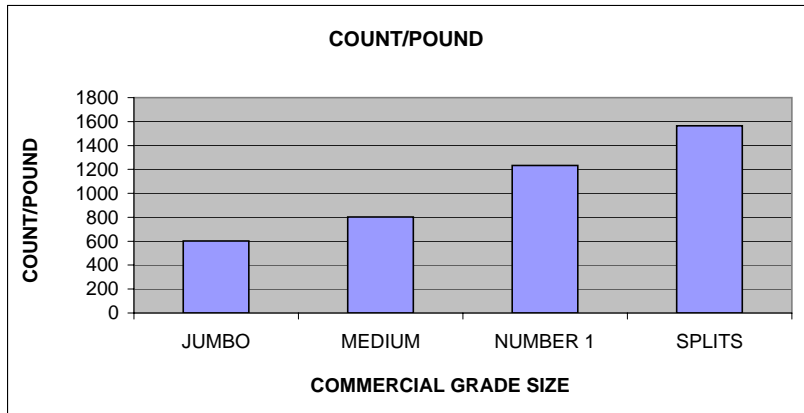
LOCATION 10 SEED MOISTURE CONTENT TABLE

GA 052619

GAC 2000 Percent Moisture & Density

	MC*	kg/hl
Jumbo	6.3	60.7
Medium	6.4	61.9
Number 1	6.6	64.1
Splits	6.4	59.1

* NA INDICATES THAT THERE WAS NOT ENOUGH MATERIAL FOR THE GAC 2000 TO READ



LOCATION 10 UPPT 2009 SEED COUNT/POUND TABLE

GA 052621

	Weight of 100 seed		
	Wt (g)	Wt of 1 seed	Count/lb
Jumbo	71.4	0.714	635
Medium	51.4	0.514	882
Number 1	35.0	0.350	1296
Splits	27.4	0.274	1655

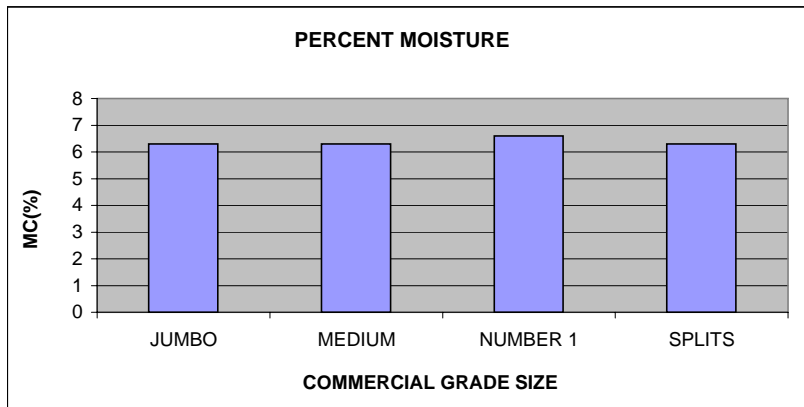
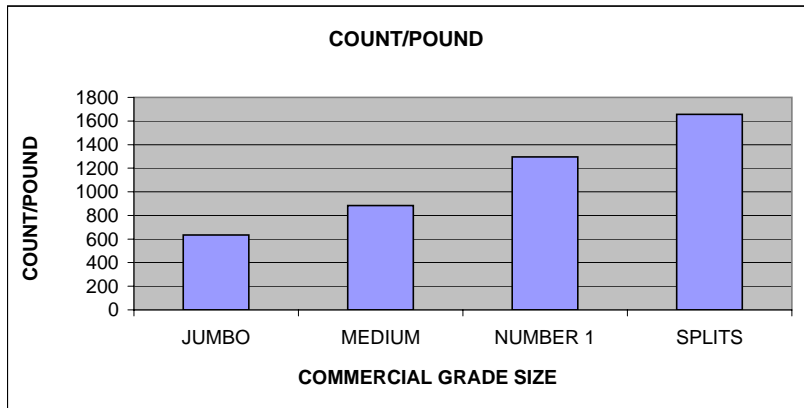
LOCATION 10 SEED MOISTURE CONTENT TABLE

GA 052621

GAC 2000 Percent Moisture & Density

	MC*	kg/hl
Jumbo	6.3	59.6
Medium	6.3	63.3
Number 1	6.6	64.5
Splits	6.3	59.3

* NA INDICATES THAT THERE WAS NOT ENOUGH MATERIAL FOR THE GAC 2000 TO READ



LOCATION 10 UPPT 2009 SEED COUNT/POUND TABLE

GA 052675

	Weight of 100 seed		
	Wt (g)	Wt of 1 seed	Count/lb
Jumbo	67.8	0.678	669
Medium	52.8	0.528	859
Number 1	32.6	0.326	1391
Splits	25.2	0.252	1800

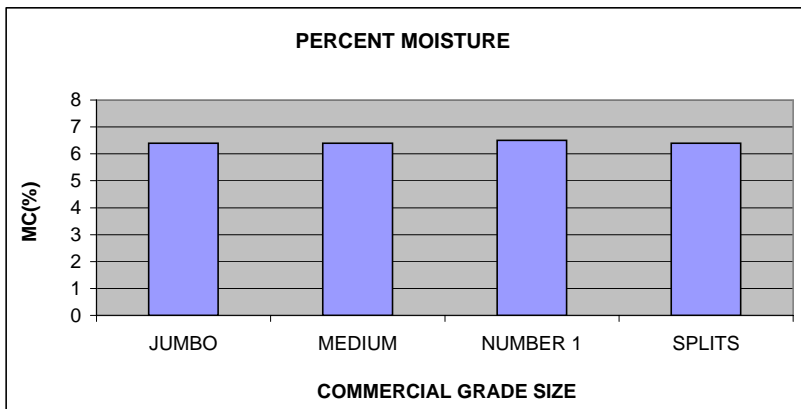
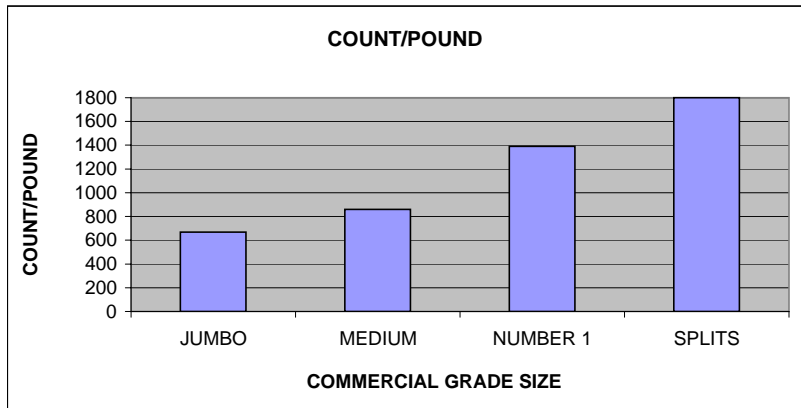
LOCATION 10 SEED MOISTURE CONTENT TABLE

GA 052675

GAC 2000 Percent Moisture & Density

	MC*	kg/hl
Jumbo	6.4	58.3
Medium	6.4	62.0
Number 1	6.5	64.2
Splits	6.4	59.8

* NA INDICATES THAT THERE WAS NOT ENOUGH MATERIAL FOR THE GAC 2000 TO READ



LOCATION 10 UPPT 2009 SEED COUNT/POUND TABLE

P/T 09-01

	Weight of 100 seed		Count/lb
	Wt (g)	Wt of 1 seed	
Jumbo	83.4	0.834	544
Medium	51.8	0.518	876
Number 1	35.6	0.356	1274
Splits	26.4	0.264	1718

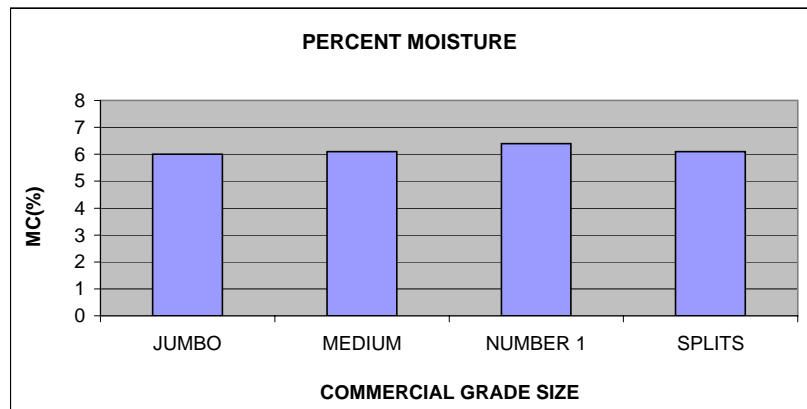
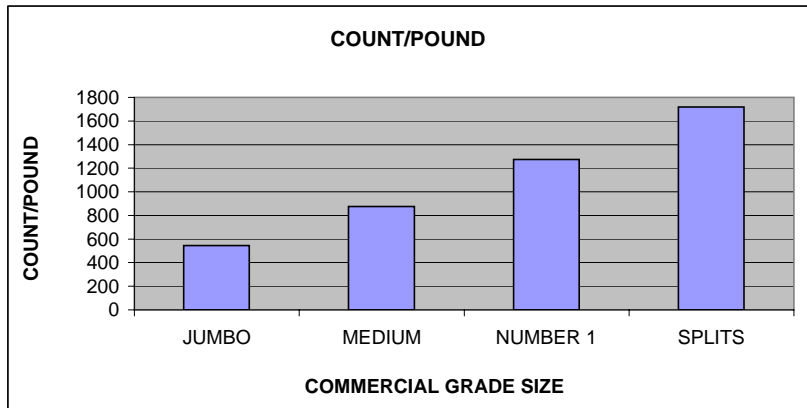
LOCATION 10 SEED MOISTURE CONTENT TABLE

P/T 09-01

GAC 2000 Percent Moisture & Density

	MC*	kg/hl
Jumbo	6.0	60.7
Medium	6.1	62.5
Number 1	6.4	60.9
Splits	6.1	55.6

* NA INDICATES THAT THERE WAS NOT ENOUGH MATERIAL FOR THE GAC 2000 TO READ



LOCATION 10 UPPT 2009 SEED COUNT/POUND TABLE

P/T 09-02

	Weight of 100 seed		Count/lb
	Wt (g)	Wt of 1 seed	
Jumbo	73.2	0.732	620
Medium	53.6	0.536	846
Number 1	38.0	0.380	1194
Splits	25.6	0.256	1772

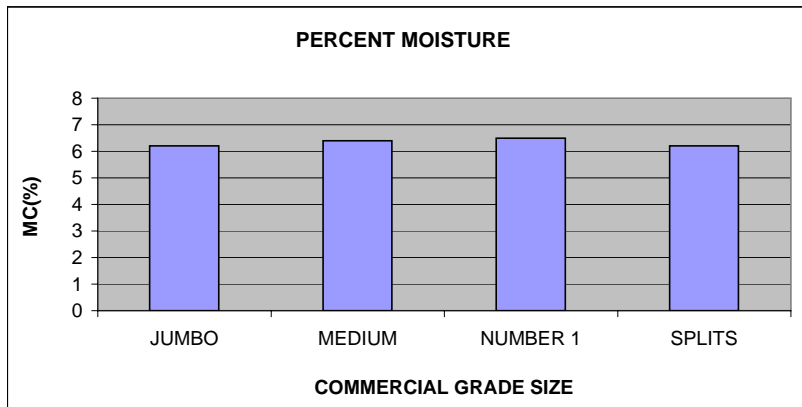
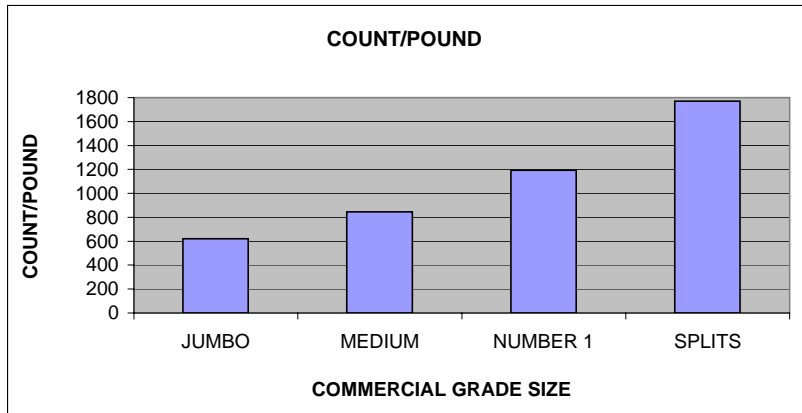
LOCATION 10 SEED MOISTURE CONTENT TABLE

P/T 09-02

GAC 2000 Percent Moisture & Density

	MC*	kg/hl
Jumbo	6.2	59.5
Medium	6.4	61.9
Number 1	6.5	62.2
Splits	6.2	55.3

* NA INDICATES THAT THERE WAS NOT ENOUGH MATERIAL FOR THE GAC 2000 TO READ



LOCATION 10 UPPT 2009 SEED COUNT/POUND TABLE

EXP 27-1516

	<u>Weight of 100 seed</u>		
	<u>Wt (g)</u>	<u>Wt of 1 seed</u>	<u>Count/lb</u>
Jumbo	78.0	0.780	582
Medium	57.0	0.570	796
Number 1	39.8	0.398	1140
Splits	30.0	0.300	1512

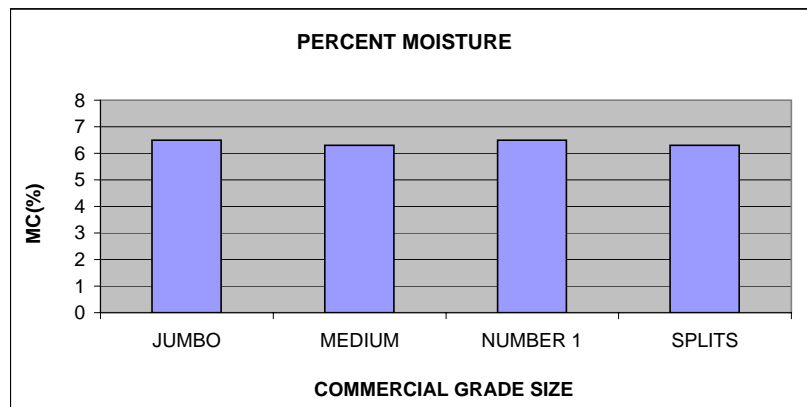
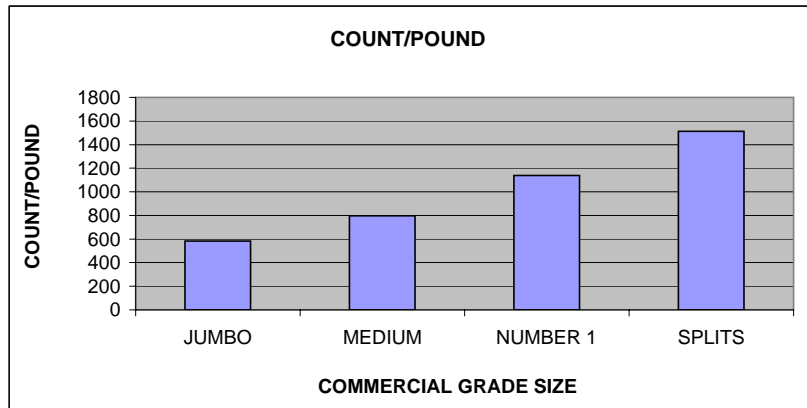
LOCATION 10 SEED MOISTURE CONTENT TABLE

EXP 27-1516

GAC 2000 Percent Moisture & Density

	<u>MC*</u>	<u>kg/hl</u>
Jumbo	6.5	55.6
Medium	6.3	62.4
Number 1	6.5	62.0
Splits	6.3	56.9

* NA INDICATES THAT THERE WAS NOT ENOUGH MATERIAL FOR THE GAC 2000 TO READ



LOCATION 10 UPPT 2009 SEED COUNT/POUND TABLE

TXL061821

	Weight of 100 seed		
	Wt (g)	Wt of 1 seed	Count/lb
Jumbo	96.8	0.968	469
Medium	63.6	0.636	713
Number 1	44.2	0.442	1026
Splits	35.4	0.354	1281

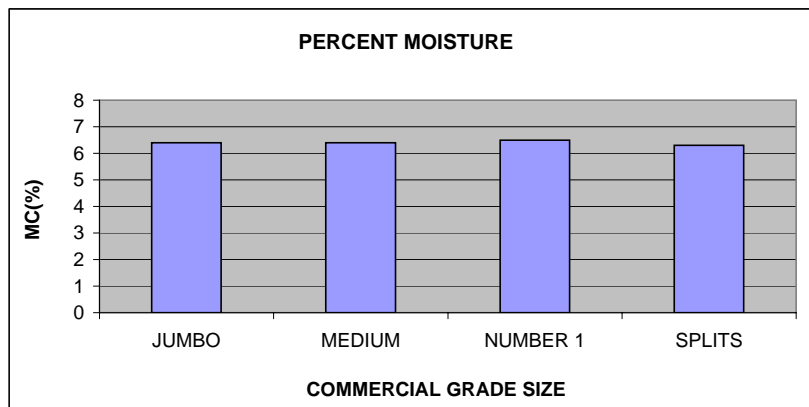
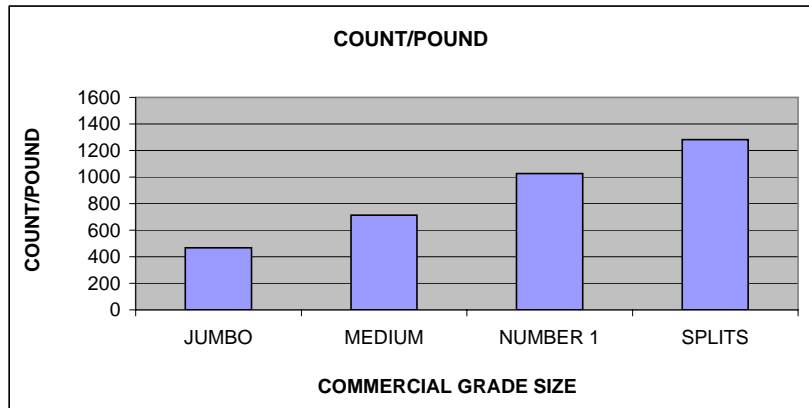
LOCATION 10 SEED MOISTURE CONTENT TABLE

TXL061821

GAC 2000 Percent Moisture & Density

	MC*	kg/hl
Jumbo	6.4	57.1
Medium	6.4	60.0
Number 1	6.5	62.8
Splits	6.3	55.5

* NA INDICATES THAT THERE WAS NOT ENOUGH MATERIAL FOR THE GAC 2000 TO READ



LOCATION 10 UPPT 2009 SEED COUNT/POUND TABLE

TXL061816

	Weight of 100 seed		
	Wt (g)	Wt of 1 seed	Count/lb
Jumbo	72.8	0.728	623
Medium	52.2	0.522	869
Number 1	37.8	0.378	1200
Splits	24.8	0.248	1829

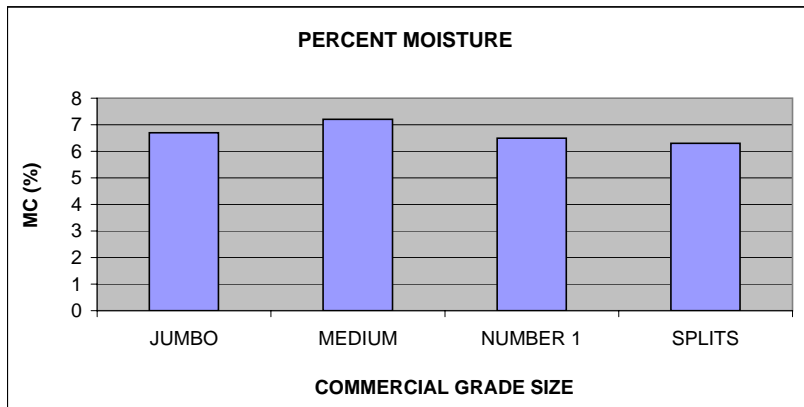
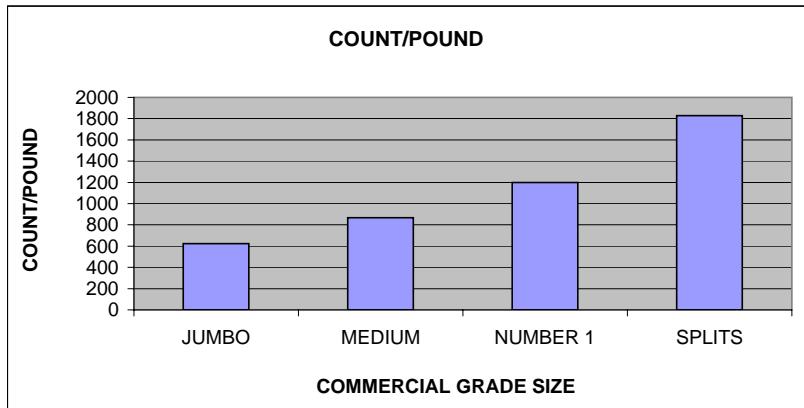
LOCATION 10 SEED MOISTURE CONTENT TABLE

TXL061816

GAC 2000 Percent Moisture & Density

	MC*	kg/hl
Jumbo	6.7	54.9
Medium	7.2	53.5
Number 1	6.5	64.1
Splits	6.3	57.4

* NA INDICATES THAT THERE WAS NOT ENOUGH MATERIAL FOR THE GAC 2000 TO READ



LOCATION 10 UPPT 2009 SEED COUNT/POUND TABLE

NC 7

Weight of 100 seed

	Wt (g)	Wt of 1 seed	Count/lb
Elk	100.0	1.000	454
Medium	56.6	0.566	801
Number 1	37.8	0.378	1200
Splits	41.0	0.410	1106

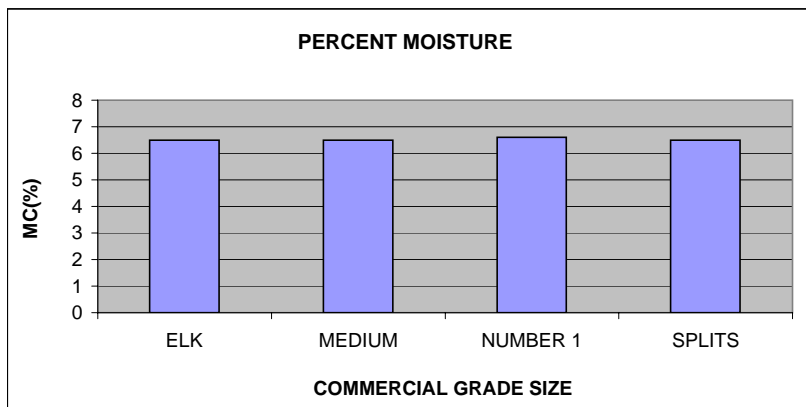
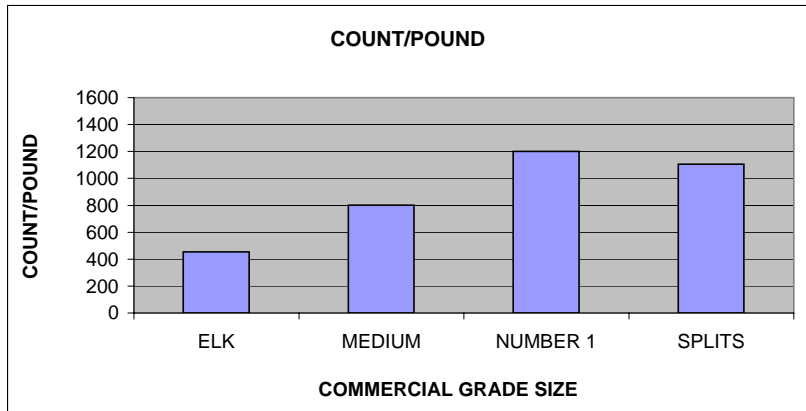
LOCATION 10 SEED MOISTURE CONTENT TABLE

NC 7

GAC 2000 Percent Moisture & Density

	MC*	kg/hl
Elk	6.5	59.5
Medium	6.5	61.9
Number 1	6.6	52.4
Splits	6.5	53.5

* NA INDICATES THAT THERE WAS NOT ENOUGH MATERIAL FOR THE GAC 2000 TO READ



LOCATION 10 UPPT 2009 SEED COUNT/POUND TABLE

N05006

Weight of 100 seed

	Wt (g)	Wt of 1 seed	Count/lb
Elk	103.8	1.038	437
Medium	54.8	0.548	828
Number 1	40.2	0.402	1128
Splits	41.4	0.414	1096

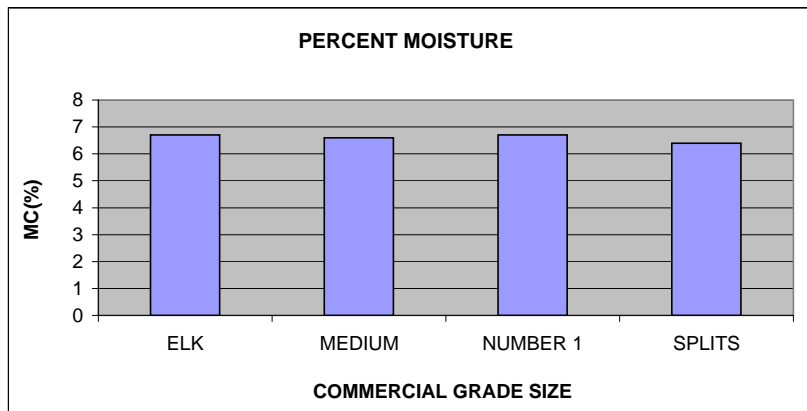
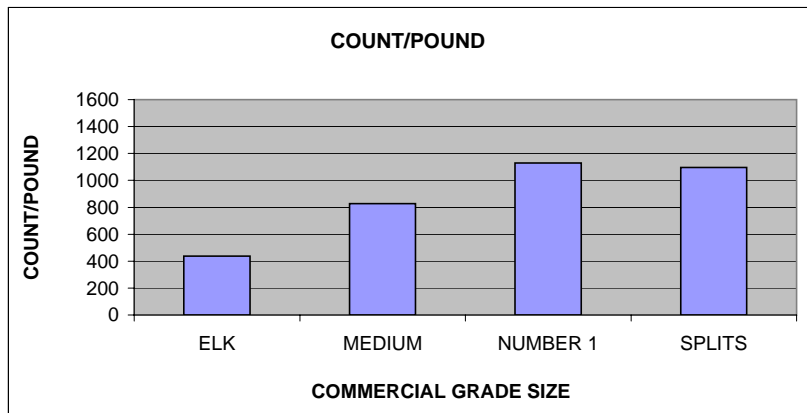
LOCATION 10 SEED MOISTURE CONTENT TABLE

N05006

GAC 2000 Percent Moisture & Density

	MC*	kg/hl
Elk	6.7	57.1
Medium	6.6	61.0
Number 1	6.7	62.4
Splits	6.4	56.0

* NA INDICATES THAT THERE WAS NOT ENOUGH MATERIAL FOR THE GAC 2000 TO READ



LOCATION 10 UPPT 2009 SEED COUNT/POUND TABLE

N05008

Weight of 100 seed

	Wt (g)	Wt of 1 seed	Count/lb
Elk	107.0	1.070	424
Medium	57.0	0.570	796
Number 1	42.0	0.420	1080
Splits	44.2	0.442	1026

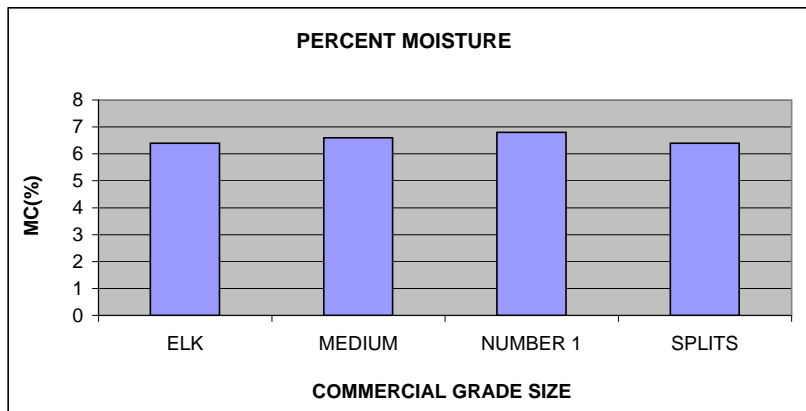
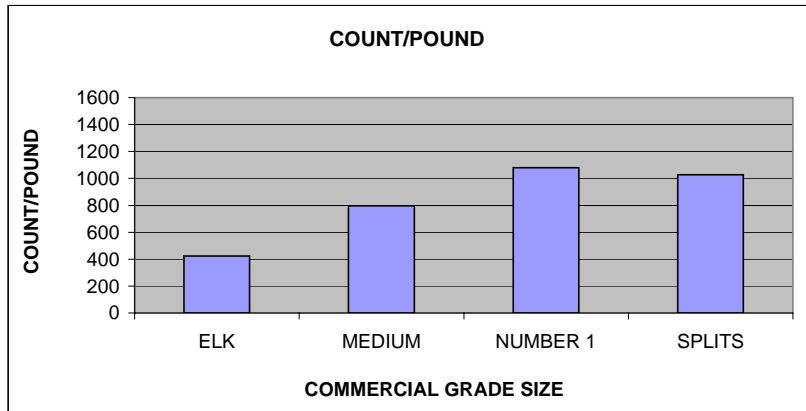
LOCATION 10 SEED MOISTURE CONTENT TABLE

N05008

GAC 2000 Percent Moisture & Density

	MC*	kg/hl
Elk	6.4	57.6
Medium	6.6	61.8
Number 1	6.8	62.3
Splits	6.4	54.5

* NA INDICATES THAT THERE WAS NOT ENOUGH MATERIAL FOR THE GAC 2000 TO READ



LOCATION 10 UPPT 2009 SEED COUNT/POUND TABLE

N05024J

	Weight of 100 seed		
	Wt (g)	Wt of 1 seed	Count/lb
Elk	98.0	0.980	463
Medium	56.8	0.568	799
Number 1	39.4	0.394	1151
Splits	47.4	0.474	957

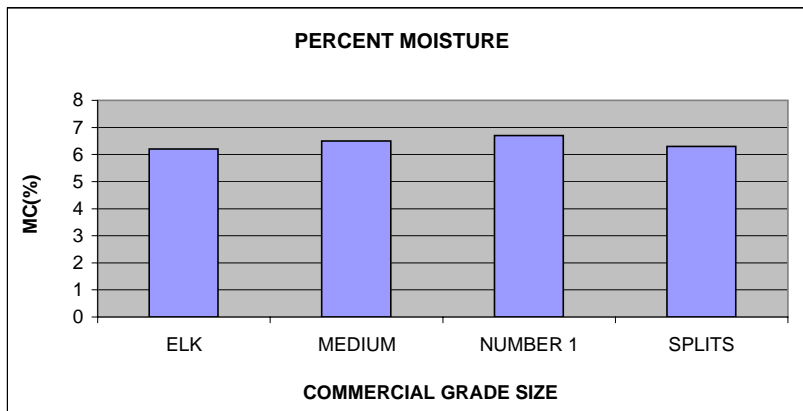
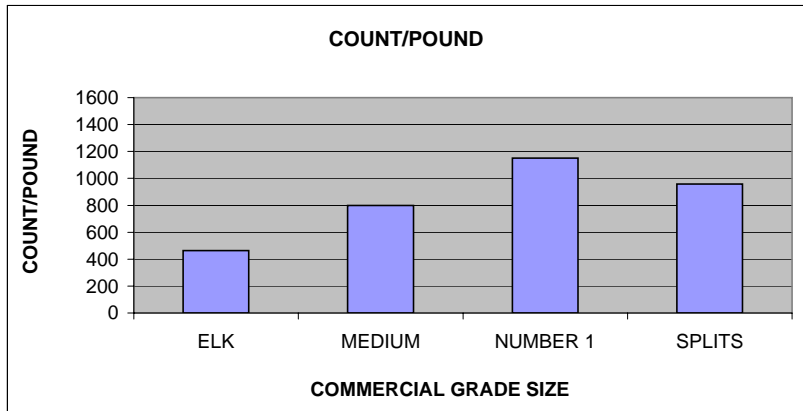
LOCATION 10 SEED MOISTURE CONTENT TABLE

N05024J

GAC 2000 Percent Moisture & Density

	MC*	kg/hl
Elk	6.2	58.1
Medium	6.5	61.9
Number 1	6.7	N/A
Splits	6.3	53.5

* NA INDICATES THAT THERE WAS NOT ENOUGH MATERIAL FOR THE GAC 2000 TO READ



LOCATION 10 UPPT 2009 SEED COUNT/POUND TABLE

VT 003194

	Weight of 100 seed		
	Wt (g)	Wt of 1 seed	Count/lb
Elk	92.0	0.920	493
Medium	61.2	0.612	741
Number 1	43.0	0.430	1055
Splits	40.2	0.402	1128

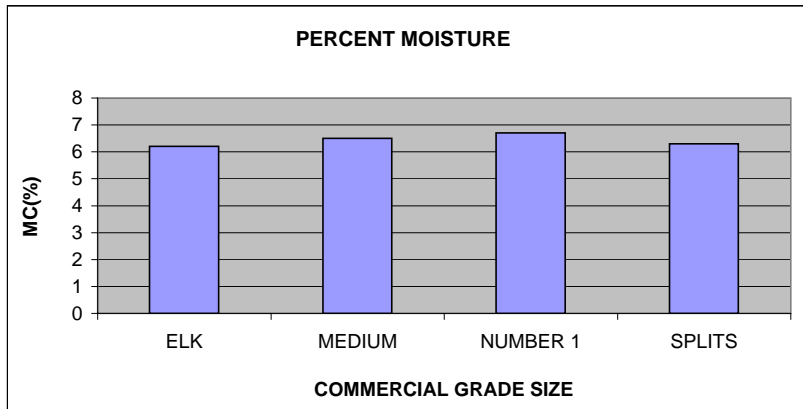
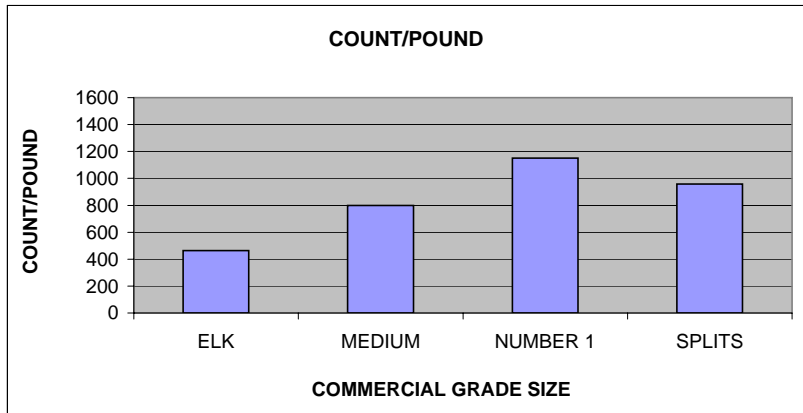
LOCATION 10 SEED MOISTURE CONTENT TABLE

VT 003194

GAC 2000 Percent Moisture & Density

	MC*	kg/hl
Elk	6.6	57.6
Medium	6.6	61.6
Number 1	6.8	62.5
Splits	6.3	55.0

* NA INDICATES THAT THERE WAS NOT ENOUGH MATERIAL FOR THE GAC 2000 TO READ



LOCATION 10 UPPT 2009 SHELLING DATA

VARIETY: FLORUNNER DATE: FEB 18, 2010

STAGE	GRATE		WEIGHT	TIME
1st	30	initial	6172.0	98 sec.
		grams shelled / min	1998.9	
2nd	27	unshelled	2907.2	83 sec.
		grams shelled / min	1174.8	
3rd	24	unshelled	1282.0	98 sec.
		grams shelled / min	523.7	
4th	21	unshelled	426.6	89 sec.
		grams shelled / min	237.7	
5th	18	unshelled	74.0	21 sec.
		grams shelled / min	209.1	
6th	16	unshelled	0.8	7 sec.
		grams shelled / min	6.9	
		Final grams unshelled	0.0	
		Total grams shelled	6172.0	6.60 min.
		Total grams shelled / min	935.2	
		HULLS	1391.6	

VARIETY: UF 09302 DATE: FEB 18, 2010

STAGE	GRATE		WEIGHT	TIME
1st	28	initial	6175.8	124 sec.
		grams shelled / min	1892.5	
2nd	25	unshelled	2264.6	107 sec.
		grams shelled / min	969.0	
3rd	22	unshelled	536.6	82 sec.
		grams shelled / min	333.1	
4th	19	unshelled	81.4	23 sec.
		grams shelled / min	212.3	
		Final grams unshelled	0.0	
		Total grams shelled	6175.8	5.60 min.
		Total grams shelled / min	1102.8	
		HULLS	1488.0	

VARIETY: UF 08301 DATE: FEB 18, 2010

STAGE	GRATE		WEIGHT	TIME
1st	30	initial	6307.8	111 sec.
		grams shelled / min	2009.5	
2nd	27	unshelled	2590.2	92 sec.
		grams shelled / min	940.7	
3rd	24	unshelled	1147.8	110 sec.
		grams shelled / min	412.0	
4th	21	unshelled	392.4	98 sec.
		grams shelled / min	204.2	
5th	18	unshelled	58.8	15 sec.
		grams shelled / min	226.4	
6th	16	unshelled	2.2	5 sec.
		grams shelled / min	26.4	
		Final grams unshelled	0.0	
		Total grams shelled	6307.8	7.18 min.
		Total grams shelled / min	878.1	
		HULLS	1441.6	

VARIETY: UF 09303 DATE: FEB 18, 2010

STAGE	GRATE		WEIGHT	TIME
1st	29	initial	6056.6	100 sec.
		grams shelled / min	1889.6	
2nd	26	unshelled	2907.2	151 sec.
		grams shelled / min	679.7	
3rd	23	unshelled	1196.6	149 sec.
		grams shelled / min	353.9	
4th	20	unshelled	317.8	74 sec.
		grams shelled / min	218.8	
5th	17	unshelled	48.0	129 sec.
		grams shelled / min	22.3	
		Final grams unshelled	0.0	
		Total grams shelled	6056.6	10.05 min.
		Total grams shelled / min	602.6	
		HULLS	1430.8	

VARIETY: GA 052619 DATE: FEB 22, 2010

STAGE	GRATE		WEIGHT	TIME
1st	30	initial	6099.4	102 sec.
		grams shelled / min	2203.3	
2nd	27	unshelled	2353.8	90 sec.
		grams shelled / min	942.5	
3rd	24	unshelled	940.0	96 sec.
		grams shelled / min	411.8	
4th	21	unshelled	281.2	60 sec.
		grams shelled / min	249.8	
5th	18	unshelled	31.4	10 sec.
		grams shelled / min	188.4	
6th				
		Final grams unshelled	0.0	
		Total grams shelled	6099.4	5.97 min.
		Total grams shelled / min	1022.2	
		HULLS	1300.8	

VARIETY: GA 052621 DATE: FEB 22, 2010

STAGE	GRATE		WEIGHT	TIME
1st	29	initial	6154.6	110 sec.
		grams shelled / min	2300.2	
2nd	26	unshelled	1937.6	107 sec.
		grams shelled / min	770.0	
3rd	23	unshelled	564.4	91 sec.
		grams shelled / min	289.3	
4th	20	unshelled	125.6	36 sec.
		grams shelled / min	195.3	
5th	17	unshelled	8.4	11 sec.
		grams shelled / min	45.8	
		Final grams unshelled	0.0	
		Total grams shelled	6154.6	5.92 min.
		Total grams shelled / min	1040.2	
		HULLS	1293.4	

LOCATION 10 UPPT 2009 SHELLING DATA

VARIETY: GA 052675

DATE: FEB 22, 2010

STAGE	GRATE		WEIGHT	TIME
1st	27	initial	6215.6	147 sec.
		grams shelled / min	1960.4	
2nd	24	unshelled	1412.6	112 sec.
		grams shelled / min	546.5	
3rd	21	unshelled	392.4	83 sec.
		grams shelled / min	242.5	
4th	18	unshelled	57.0	16 sec.
		grams shelled / min	213.8	
5th				
6th				
Final grams unshelled			0.0	
Total grams shelled			6215.6	5.97 min.
Total grams shelled / min			1041.7	
HULLS			1343.2	

VARIETY: P/T 09-01

DATE: FEB 22, 2010

STAGE	GRATE		WEIGHT	TIME
1st	29	initial	5824.0	134 sec.
		grams shelled / min	1954.1	
2nd	26	unshelled	1459.8	121 sec.
		grams shelled / min	572.5	
3rd	23	unshelled	305.2	61 sec.
		grams shelled / min	271.5	
4th	20	unshelled	29.2	8 sec.
		grams shelled / min	219.0	
5th				
6th				
Final grams unshelled			0.0	
Total grams shelled			5824.0	5.40 min.
Total grams shelled / min			1078.5	
HULLS			1581.2	

VARIETY: P/T 09-02

DATE: FEB 22, 2010

STAGE	GRATE		WEIGHT	TIME
1st	29	initial	6216.6	124 sec.
		grams shelled / min	1919.2	
2nd	26	unshelled	2250.2	167 sec.
		grams shelled / min	637.4	
3rd	23	unshelled	476.0	98 sec.
		grams shelled / min	250.8	
4th	20	unshelled	66.4	17 sec.
		grams shelled / min	234.4	
5th				
6th				
Final grams unshelled			0.0	
Total grams shelled			6216.6	6.77 min.
Total grams shelled / min			918.7	
HULLS			1614.8	

VARIETY: EXP 27-1516

DATE: FEB 22, 2010

STAGE	GRATE		WEIGHT	TIME
1st	30	initial	5811.0	129 sec.
		grams shelled / min	2199.1	
2nd	27	unshelled	1083.0	64 sec.
		grams shelled / min	704.4	
3rd	24	unshelled	331.6	59 sec.
		grams shelled / min	270.5	
4th	21	unshelled	65.6	19 sec.
		grams shelled / min	193.9	
5th	18	unshelled	4.2	7 sec.
		grams shelled / min	36.0	
6th				
Final grams unshelled			0.0	
Total grams shelled			5811.0	4.63 min.
Total grams shelled / min			1254.2	
HULLS			1359.2	

VARIETY: TXL061821

DATE: FEB 23, 2010

STAGE	GRATE		WEIGHT	TIME
1st	30	initial	5550.2	123 sec.
		grams shelled / min	2187.1	
2nd	27	unshelled	1066.6	58 sec.
		grams shelled / min	683.8	
3rd	24	unshelled	405.6	55 sec.
		grams shelled / min	337.5	
4th	21	unshelled	96.2	21 sec.
		grams shelled / min	251.4	
5th	18	unshelled	8.2	7 sec.
		grams shelled / min	70.3	
6th				
Final grams unshelled			0.0	
Total grams shelled			5550.2	4.40 min.
Total grams shelled / min			1261.4	
HULLS			1373.2	

VARIETY: TXL061816

DATE: FEB 23, 2010

STAGE	GRATE		WEIGHT	TIME
1st	28	initial	5416.4	121 sec.
		grams shelled / min	1721.6	
2nd	25	unshelled	1944.6	99 sec.
		grams shelled / min	795.5	
3rd	22	unshelled	632.0	90 sec.
		grams shelled / min	318.4	
4th	19	unshelled	154.4	41 sec.
		grams shelled / min	221.3	
5th	16	unshelled	3.2	5 sec.
		grams shelled / min	38.4	
6th				
Final grams unshelled			0.0	
Total grams shelled			5416.4	5.93 min.
Total grams shelled / min			912.9	
HULLS			1175.8	

LOCATION 10 UPPT 2009 SHELLING DATA

VARIETY: NC 7

DATE: FEB 23, 2010

STAGE	GRATE		WEIGHT	TIME
1st	32	initial	6144.8	112 sec.
		grams shelled / min	2335.8	
2nd	29	unshelled	1784.6	70 sec.
		grams shelled / min	1059.4	
3rd	26	unshelled	548.6	68 sec.
		grams shelled / min	361.9	
4th	23	unshelled	138.4	33 sec.
		grams shelled / min	227.3	
5th	20	unshelled	13.4	11 sec.
		grams shelled / min	73.1	
6th				
Final grams unshelled			0.0	
Total grams shelled			6144.8	4.90 min.
Total grams shelled / min			1254.0	
HULLS			1572.0	

VARIETY: N05006

DATE: FEB 23, 2010

STAGE	GRATE		WEIGHT	TIME
1st	30	initial	6262.0	156 sec.
		grams shelled / min	2173.9	
2nd	27	unshelled	609.8	62 sec.
		grams shelled / min	378.4	
3rd	24	unshelled	218.8	48 sec.
		grams shelled / min	215.0	
4th	21	unshelled	46.8	14 sec.
		grams shelled / min	191.1	
5th	18	unshelled	2.2	7 sec.
		grams shelled / min	18.9	
6th				
Final grams unshelled			0.0	
Total grams shelled			6262.0	4.78 min.
Total grams shelled / min			1309.1	
HULLS			1631.4	

VARIETY: N05008

DATE: FEB 23, 2010

STAGE	GRATE		WEIGHT	TIME
1st	31	initial	6294.6	176 sec.
		grams shelled / min	1951.6	
2nd	28	unshelled	569.8	48 sec.
		grams shelled / min	361.3	
3rd	25	unshelled	280.8	45 sec.
		grams shelled / min	222.4	
4th	22	unshelled	114.0	32 sec.
		grams shelled / min	196.1	
5th	19	unshelled	9.4	11 sec.
		grams shelled / min	51.3	
6th				
Final grams unshelled			0.0	
Total grams shelled			6294.6	5.20 min.
Total grams shelled / min			1210.5	
HULLS			1813.0	

VARIETY: N05024J

DATE: FEB 23, 2010

STAGE	GRATE		WEIGHT	TIME
1st	32	initial	5952.2	133 sec.
		grams shelled / min	1890.1	
2nd	29	unshelled	1762.4	97 sec.
		grams shelled / min	808.0	
3rd	26	unshelled	456.2	91 sec.
		grams shelled / min	244.0	
4th	23	unshelled	86.2	24 sec.
		grams shelled / min	178.0	
5th	20	unshelled	15.0	7 sec.
		grams shelled / min	128.6	
6th				
Final grams unshelled			0.0	
Total grams shelled			5952.2	5.87 min.
Total grams shelled / min			1014.6	
HULLS			1503.6	

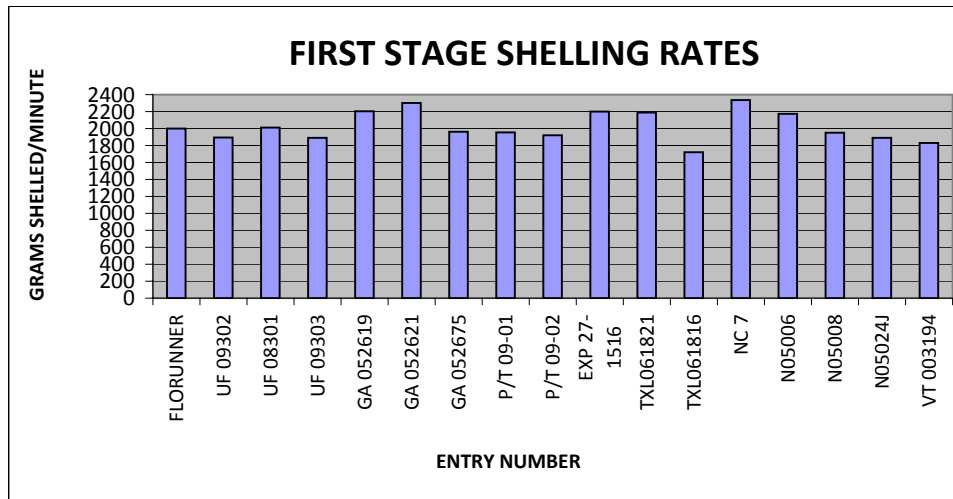
VARIETY: VT 003194

DATE: FEB 23, 2010

STAGE	GRATE		WEIGHT	TIME
1st	30	initial	6193.2	180 sec.
		grams shelled / min	1832.1	
2nd	27	unshelled	697.0	76 sec.
		grams shelled / min	368.1	
3rd	24	unshelled	230.8	51 sec.
		grams shelled / min	220.7	
4th	21	unshelled	43.2	12 sec.
		grams shelled / min	200.0	
5th	18	unshelled	3.2	7 sec.
		grams shelled / min	27.4	
6th				
Final grams unshelled			0.0	
Total grams shelled			6193.2	5.43 min.
Total grams shelled / min			1139.9	
HULLS			1614.6	

LOCATION 10 UPPT 2009 FIRST STAGE SHELLING RATES

<u>ENTRY NUMBER</u>	<u>GRAMS SHELLLED / MINUTE</u>
FLORUNNER	1998.9
UF 09302	1892.5
UF 08301	2009.5
UF 09303	1889.6
GA 052619	2203.3
GA 052621	2300.2
GA 052675	1960.4
P/T 09-01	1954.1
P/T 09-02	1919.2
EXP 27-1516	2199.1
TXL061821	2187.1
TXL061816	1721.6
NC 7	2335.8
N05006	2173.9
N05008	1951.6
N05024J	1890.1
VT 003194	1832.1



LOCATION 20 UPPT 2009 POD BULK DENSITY TABLE

FLORUNNER

BULK DENSITY	Kg	cm	Kg/m ³
	5.80	21.13	295.53

UF 08301

BULK DENSITY	Kg	cm	Kg/m ³
	5.33	20.38	281.61

GA 052619

BULK DENSITY	Kg	cm	Kg/m ³
	5.08	18.28	299.25

GA 052675

BULK DENSITY	Kg	cm	Kg/m ³
	5.50	20.85	283.73

P/T 09-02

BULK DENSITY	Kg	cm	Kg/m ³
	3.96	16.20	262.98

TXL061821

BULK DENSITY	Kg	cm	Kg/m ³
	4.57	19.13	257.26

NC 7

BULK DENSITY	Kg	cm	Kg/m ³
	4.79	21.30	241.99

N05008

BULK DENSITY	Kg	cm	Kg/m ³
	4.75	22.48	227.40

VT 003194

BULK DENSITY	Kg	cm	Kg/m ³
	4.87	21.50	243.92

UF 09302

BULK DENSITY	Kg	cm	Kg/m ³
	5.15	20.98	264.05

UF 09303

BULK DENSITY	Kg	cm	Kg/m ³
	5.34	20.63	278.90

GA 052621

BULK DENSITY	Kg	cm	Kg/m ³
	4.97	18.55	288.14

P/T 09-01

BULK DENSITY	Kg	cm	Kg/m ³
	4.38	19.20	245.38

EXP 27-1516

BULK DENSITY	Kg	cm	Kg/m ³
	5.15	20.73	267.25

TXL061816

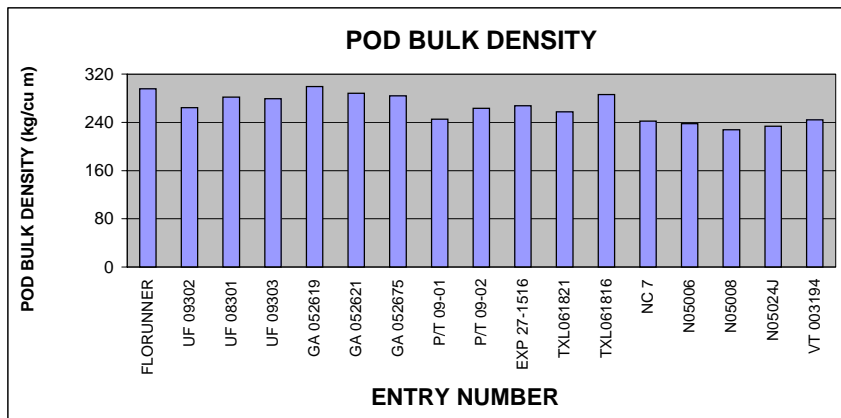
BULK DENSITY	Kg	cm	Kg/m ³
	2.62	9.85	285.94

N05006

BULK DENSITY	Kg	cm	Kg/m ³
	4.74	21.45	237.61

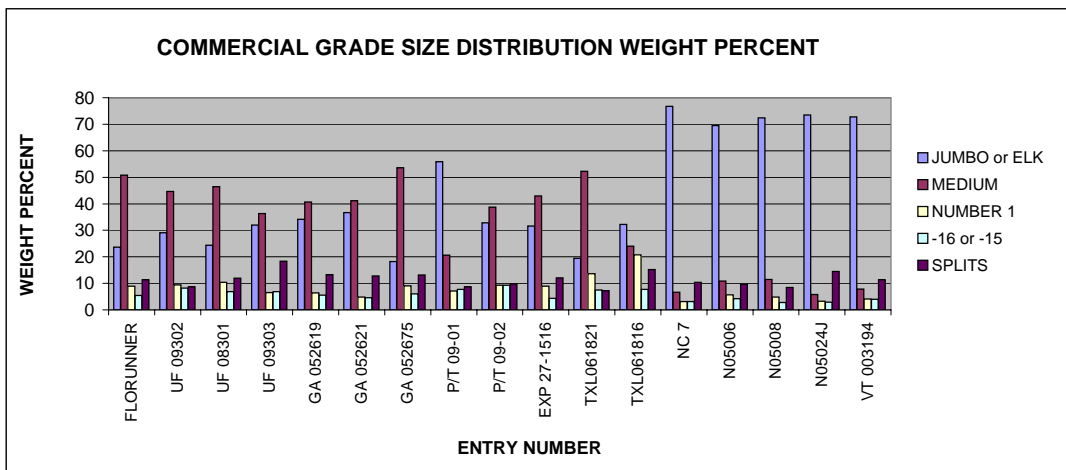
N05024J

BULK DENSITY	Kg	cm	Kg/m ³
	4.62	21.30	233.53



LOCATION 20 UPPT 2009 COMMERCIAL GRADE SIZE WEIGHT PERCENT TABLE

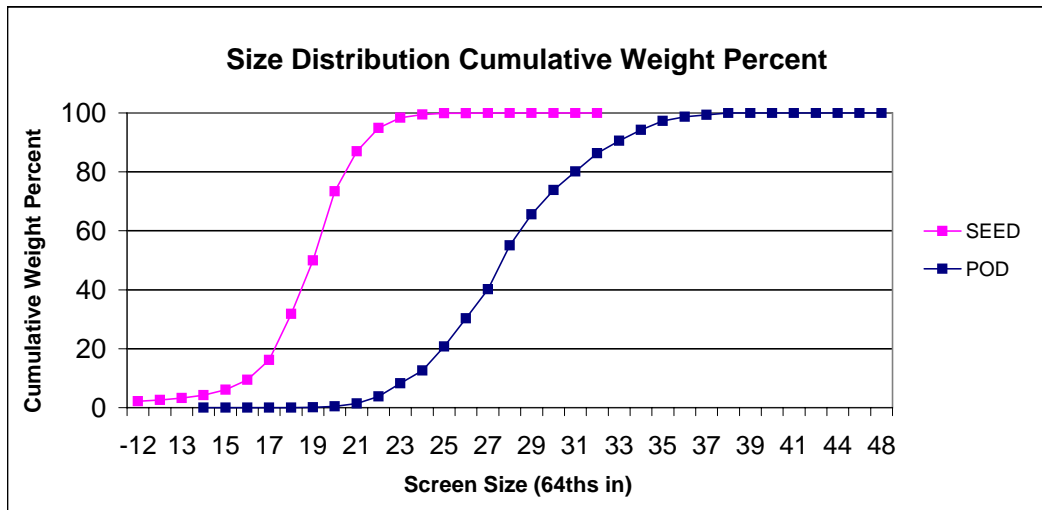
<u>FLORUNNER</u>		<u>UF 09302</u>		<u>UF 08301</u>		<u>UF 09303</u>	
JUMBO	23.60	JUMBO	29.12	JUMBO	24.39	JUMBO	31.98
MEDIUM	50.75	MEDIUM	44.59	MEDIUM	46.47	MEDIUM	36.29
NUMBER 1	8.91	NUMBER 1	9.43	NUMBER 1	10.33	NUMBER 1	6.52
-16	5.43	-16	8.15	-16	6.89	-16	6.82
SPLITS	11.31	SPLITS	8.71	SPLITS	11.93	SPLITS	18.39
<u>GA 052619</u>		<u>GA 052621</u>		<u>GA 052675</u>		<u>P/T 09-01</u>	
JUMBO	34.13	JUMBO	36.67	JUMBO	18.19	JUMBO	55.84
MEDIUM	40.65	MEDIUM	41.20	MEDIUM	53.58	MEDIUM	20.60
NUMBER 1	6.38	NUMBER 1	4.83	NUMBER 1	9.06	NUMBER 1	7.13
-16	5.57	-16	4.56	-16	6.07	-16	7.72
SPLITS	13.27	SPLITS	12.73	SPLITS	13.11	SPLITS	8.71
<u>P/T 09-02</u>		<u>EXP 27-1516</u>		<u>TXL061821</u>		<u>TXL061816</u>	
JUMBO	32.87	JUMBO	31.64	JUMBO	19.43	JUMBO	32.22
MEDIUM	38.74	MEDIUM	42.93	MEDIUM	52.20	MEDIUM	24.06
NUMBER 1	9.33	NUMBER 1	8.97	NUMBER 1	13.60	NUMBER 1	20.79
-16	9.32	-16	4.36	-16	7.49	-16	7.71
SPLITS	9.75	SPLITS	12.10	SPLITS	7.28	SPLITS	15.21
<u>NC 7</u>		<u>N05006</u>		<u>N05008</u>		<u>N05024J</u>	
ELK	76.68	ELK	69.53	ELK	72.38	ELK	73.47
MEDIUM	6.66	MEDIUM	10.84	MEDIUM	11.51	MEDIUM	5.82
NUMBER 1	3.17	NUMBER 1	5.73	NUMBER 1	4.78	NUMBER 1	3.23
- 15	3.09	- 15	4.27	- 15	2.82	- 15	2.96
SPLITS	10.40	SPLITS	9.64	SPLITS	8.50	SPLITS	14.52
<u>VT 003194</u>							
ELK	72.79						
MEDIUM	7.89						
NUMBER 1	4.07						
- 15	3.95						
SPLITS	11.31						



LOCATION 20 UPPT 2009 SIZE DISTRIBUTION CUMULATIVE WEIGHT PERCENT TABLE

FLORUNNER

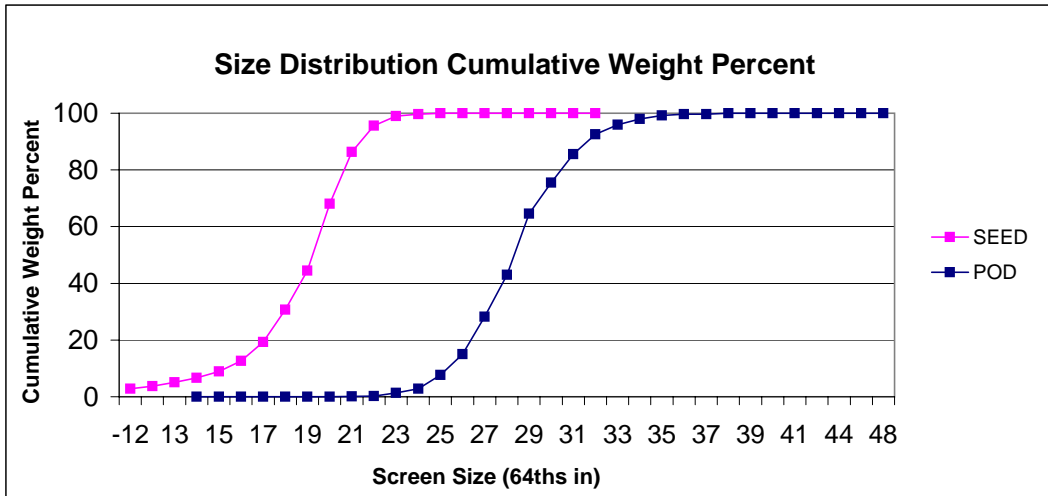
POD				SEED				
SCREEN SIZE	Weight	Wt %	Cum. Wt. %	SCREEN SIZE	Weight	Wt %	Wt % w/o SS	Cum. Wt %
				SS	526.0	11.31	---	---
				-12 & -17R	91.4	1.97	2.22	2.22
				12	14.8	0.32	0.36	2.58
				13	29.6	0.64	0.72	3.29
14	0.0	0.00	0.00	14	39.6	0.85	0.96	4.25
15	0.0	0.00	0.00	15	77.2	1.66	1.87	6.13
16	0.0	0.00	0.00	16	137.6	2.96	3.34	9.46
17	0.0	0.00	0.00	17	276.6	5.95	6.71	16.17
18	0.0	0.00	0.00	18	645.8	13.89	15.66	31.83
19	2.6	0.16	0.16	19	748.4	16.10	18.15	49.99
20	4.2	0.26	0.41	20	965.2	20.76	23.41	73.39
21	16.6	1.01	1.42	21	560.4	12.05	13.59	86.99
22	38.6	2.34	3.76	22	327.2	7.04	7.94	94.92
23	73.2	4.44	8.21	23	144.2	3.10	3.50	98.42
24	73.0	4.43	12.64	24	43.4	0.93	1.05	99.47
25	132.8	8.06	20.71	25	15.4	0.33	0.37	99.84
26	158.6	9.63	30.34	26	2.6	0.06	0.06	99.91
27	162.6	9.87	40.21	27	3.8	0.08	0.09	100.00
28	244.2	14.83	55.04	28	0.0	0.00	0.00	100.00
29	174.4	10.59	65.63	29	0.0	0.00	0.00	100.00
30	134.2	8.15	73.78	30	0.0	0.00	0.00	100.00
31	105.4	6.40	80.18	31	0.0	0.00	0.00	100.00
32	101.0	6.13	86.31	32	0.0	0.00	0.00	100.00
33	69.0	4.19	90.50	Total	4649.2	100	100	
34	61.0	3.70	94.21	Hull wt	1138.4			
35	50.2	3.05	97.26	Wt w/o SS	4123.2			
36	24.4	1.48	98.74	Percent Hulls		19.67		
37	10.4	0.63	99.37	Percent Meats		80.33		
38	10.4	0.63	100.00			100		
39	0.0	0.00	100.00					
40	0.0	0.00	100.00					
41	0.0	0.00	100.00					
42	0.0	0.00	100.00					
44	0.0	0.00	100.00					
46	0.0	0.00	100.00					
48	0.0	0.00	100.00					
POD WT.	1646.8							



LOCATION 20 UPPT 2009 SIZE DISTRIBUTION CUMULATIVE WEIGHT PERCENT TABLE

UF 09302

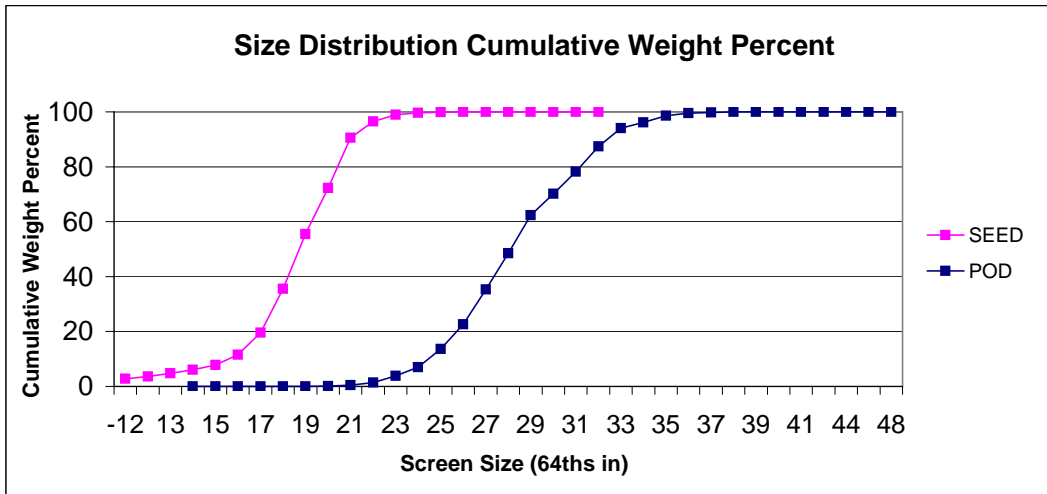
POD				SEED				
SCREEN SIZE	Weight	Wt %	Cum. Wt. %	SCREEN SIZE	Weight	Wt %	Wt % w/o SS	Cum. Wt %
				SS	333.6	8.71	---	---
				-12 & -17R	98.6	2.57	2.82	2.82
				12	31.4	0.82	0.90	3.72
				13	46.0	1.20	1.32	5.03
14	0.0	0.00	0.00	14	58.6	1.53	1.68	6.71
15	0.0	0.00	0.00	15	77.4	2.02	2.21	8.92
16	0.0	0.00	0.00	16	129.0	3.37	3.69	12.61
17	0.0	0.00	0.00	17	232.0	6.06	6.64	19.25
18	0.0	0.00	0.00	18	399.6	10.43	11.43	30.68
19	0.0	0.00	0.00	19	483.6	12.63	13.83	44.51
20	0.0	0.00	0.00	20	824.6	21.53	23.59	68.10
21	1.0	0.06	0.06	21	639.2	16.69	18.28	86.38
22	3.4	0.20	0.25	22	320.6	8.37	9.17	95.55
23	18.8	1.09	1.34	23	120.6	3.15	3.45	99.00
24	25.8	1.49	2.83	24	24.2	0.63	0.69	99.69
25	83.4	4.82	7.64	25	9.0	0.23	0.26	99.95
26	126.8	7.32	14.97	26	1.8	0.05	0.05	100.00
27	229.8	13.27	28.23	27	0.0	0.00	0.00	100.00
28	256.4	14.80	43.04	28	0.0	0.00	0.00	100.00
29	372.4	21.50	64.54	29	0.0	0.00	0.00	100.00
30	190.2	10.98	75.52	30	0.0	0.00	0.00	100.00
31	173.0	9.99	85.51	31	0.0	0.00	0.00	100.00
32	122.8	7.09	92.60	32	0.0	0.00	0.00	100.00
33	58.8	3.39	95.99	Total	3829.8	100	100	
34	34.2	1.97	97.97	Hull wt	1300.8			
35	22.0	1.27	99.24	Wt w/o SS	3496.2			
36	7.4	0.43	99.67	Percent Hulls		25.35		
37	0.0	0.00	99.67	Percent Meats		74.65		
38	5.8	0.33	100.00			100		
39	0.0	0.00	100.00					
40	0.0	0.00	100.00					
41	0.0	0.00	100.00					
42	0.0	0.00	100.00					
44	0.0	0.00	100.00					
46	0.0	0.00	100.00					
48	0.0	0.00	100.00					
POD WT.	1732.0							



LOCATION 20 UPPT 2009 SIZE DISTRIBUTION CUMULATIVE WEIGHT PERCENT TABLE

UF 08301

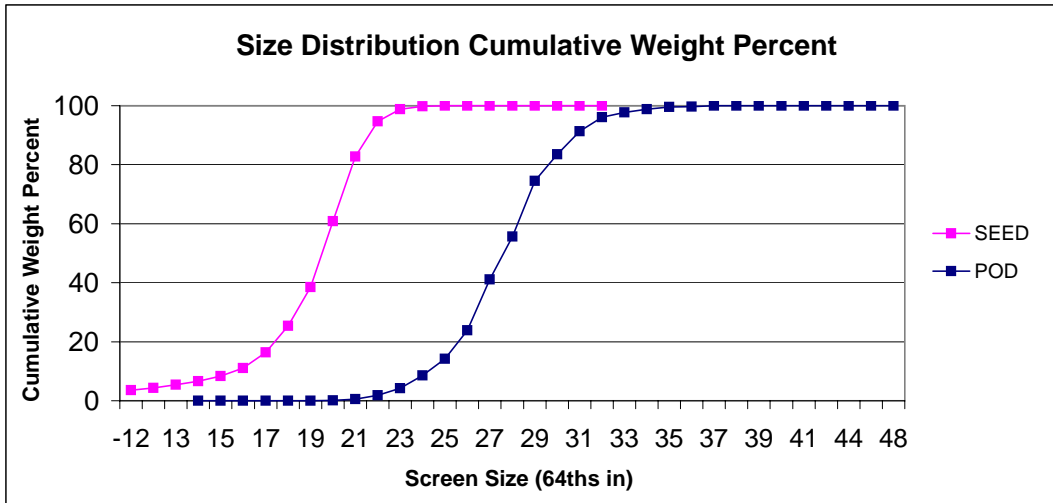
POD				SEED				
SCREEN SIZE	Weight	Wt %	Cum. Wt. %	SCREEN SIZE	Weight	Wt %	Wt % w/o SS	Cum. Wt %
				SS	495.2	11.93	---	---
				-12 & -17R	103.4	2.49	2.83	2.83
				12	29.4	0.71	0.80	3.63
				13	43.4	1.05	1.19	4.82
14	0.0	0.00	0.00	14	43.8	1.06	1.20	6.02
15	0.0	0.00	0.00	15	65.8	1.59	1.80	7.82
16	0.0	0.00	0.00	16	135.0	3.25	3.69	11.51
17	0.0	0.00	0.00	17	293.6	7.07	8.03	19.54
18	0.0	0.00	0.00	18	585.6	14.11	16.02	35.56
19	0.0	0.00	0.00	19	728.8	17.56	19.94	55.50
20	1.8	0.11	0.11	20	614.4	14.80	16.81	72.30
21	5.6	0.34	0.45	21	666.2	16.05	18.22	90.52
22	16.2	0.98	1.43	22	219.2	5.28	6.00	96.52
23	40.0	2.42	3.85	23	89.2	2.15	2.44	98.96
24	52.2	3.16	7.01	24	25.6	0.62	0.70	99.66
25	109.0	6.59	13.60	25	9.4	0.23	0.26	99.92
26	148.2	8.97	22.57	26	3.0	0.07	0.08	100.00
27	210.6	12.74	35.31	27	0.0	0.00	0.00	100.00
28	218.2	13.20	48.51	28	0.0	0.00	0.00	100.00
29	229.0	13.86	62.37	29	0.0	0.00	0.00	100.00
30	128.0	7.74	70.11	30	0.0	0.00	0.00	100.00
31	134.2	8.12	78.23	31	0.0	0.00	0.00	100.00
32	151.8	9.18	87.42	32	0.0	0.00	0.00	100.00
33	109.2	6.61	94.02	Total	4151.0	100	100	
34	35.2	2.13	96.15	Hull wt	1162.4			
35	40.0	2.42	98.57	Wt w/o SS	3655.8			
36	15.2	0.92	99.49	Percent Hulls		21.88		
37	3.6	0.22	99.71	Percent Meats		78.12		
38	4.8	0.29	100.00			100		
39	0.0	0.00	100.00					
40	0.0	0.00	100.00					
41	0.0	0.00	100.00					
42	0.0	0.00	100.00					
44	0.0	0.00	100.00					
46	0.0	0.00	100.00					
48	0.0	0.00	100.00					
POD WT.	1652.8							



LOCATION 20 UPPT 2009 SIZE DISTRIBUTION CUMULATIVE WEIGHT PERCENT TABLE

UF 09303

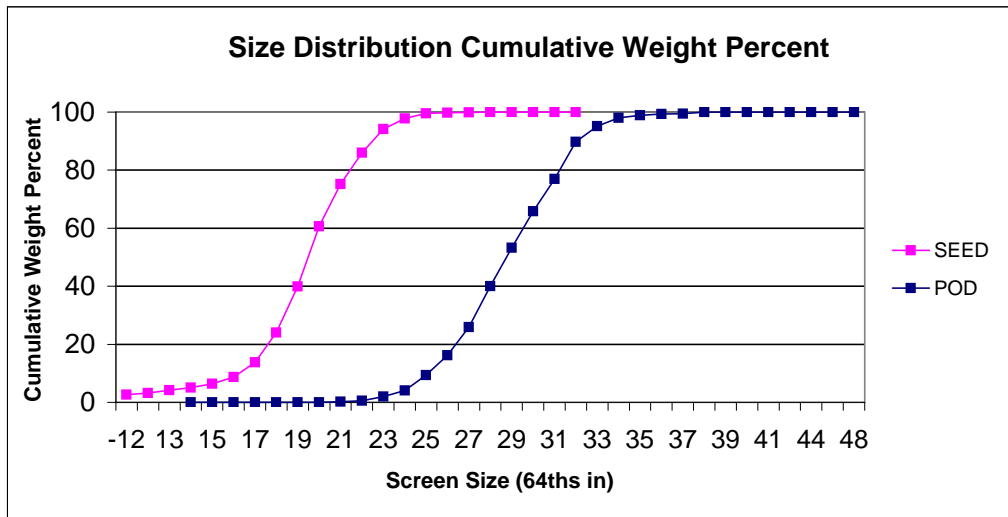
POD				SEED				
SCREEN SIZE	Weight	Wt %	Cum. Wt. %	SCREEN SIZE	Weight	Wt %	Wt % w/o SS	Cum. Wt %
				SS	766.6	18.39	---	---
				-12 & -17R	123.2	2.96	3.62	3.62
				12	25.0	0.60	0.73	4.36
				13	37.0	0.89	1.09	5.44
14	0.0	0.00	0.00	14	40.8	0.98	1.20	6.64
15	0.0	0.00	0.00	15	58.4	1.40	1.72	8.36
16	0.0	0.00	0.00	16	92.8	2.23	2.73	11.09
17	0.0	0.00	0.00	17	179.0	4.29	5.26	16.35
18	0.0	0.00	0.00	18	306.4	7.35	9.00	25.35
19	0.8	0.05	0.05	19	447.2	10.73	13.14	38.49
20	1.8	0.11	0.16	20	759.6	18.22	22.32	60.82
21	6.2	0.39	0.55	21	746.4	17.90	21.94	82.75
22	20.6	1.28	1.83	22	407.2	9.77	11.97	94.72
23	37.8	2.35	4.18	23	140.0	3.36	4.11	98.84
24	69.8	4.34	8.52	24	30.4	0.73	0.89	99.73
25	91.8	5.71	14.23	25	8.2	0.20	0.24	99.97
26	155.6	9.68	23.90	26	1.0	0.02	0.03	100.00
27	277.4	17.25	41.15	27	0.0	0.00	0.00	100.00
28	233.6	14.53	55.68	28	0.0	0.00	0.00	100.00
29	303.2	18.85	74.53	29	0.0	0.00	0.00	100.00
30	145.0	9.02	83.55	30	0.0	0.00	0.00	100.00
31	125.8	7.82	91.37	31	0.0	0.00	0.00	100.00
32	75.2	4.68	96.05	32	0.0	0.00	0.00	100.00
33	27.0	1.68	97.72	Total	4169.2	100	100	
34	16.6	1.03	98.76	Hull wt	1150.4			
35	12.6	0.78	99.54	Wt w/o SS	3402.6			
36	2.6	0.16	99.70	Percent Hulls		21.63		
37	4.8	0.30	100.00	Percent Meats		78.37		
38	0.0	0.00	100.00			100		
39	0.0	0.00	100.00					
40	0.0	0.00	100.00					
41	0.0	0.00	100.00					
42	0.0	0.00	100.00					
44	0.0	0.00	100.00					
46	0.0	0.00	100.00					
48	0.0	0.00	100.00					
POD WT.	1608.2							



LOCATION 20 UPPT 2009 SIZE DISTRIBUTION CUMULATIVE WEIGHT PERCENT TABLE

GA 052619

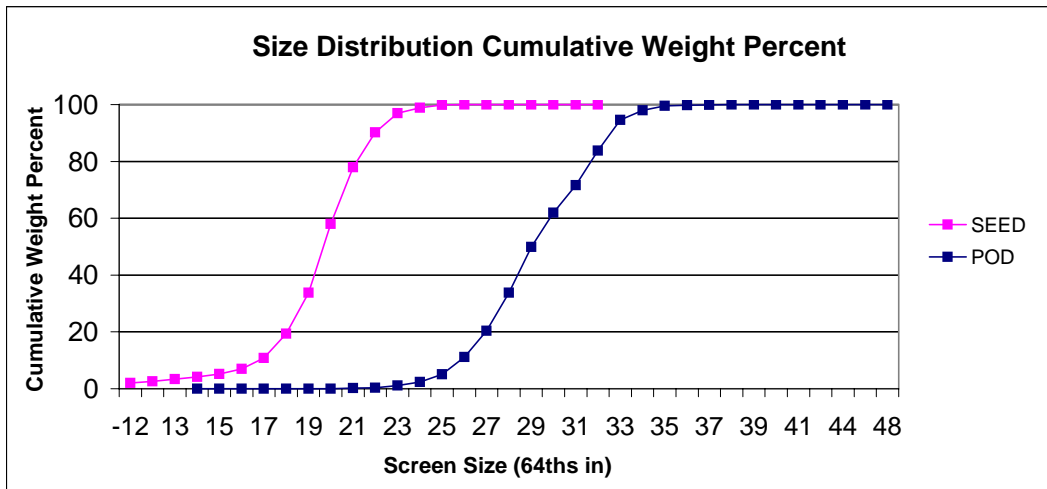
POD				SEED				
SCREEN SIZE	Weight	Wt %	Cum. Wt. %	SCREEN SIZE	Weight	Wt %	Wt % w/o SS	Cum. Wt %
				SS	534.8	13.27	---	---
				-12 & -17R	92.6	2.30	2.65	2.65
				12	19.2	0.48	0.55	3.20
				13	33.4	0.83	0.96	4.15
14	0.0	0.00	0.00	14	33.6	0.83	0.96	5.12
15	0.0	0.00	0.00	15	45.8	1.14	1.31	6.43
16	0.0	0.00	0.00	16	79.2	1.97	2.27	8.69
17	0.0	0.00	0.00	17	177.8	4.41	5.09	13.78
18	0.0	0.00	0.00	18	358.6	8.90	10.26	24.04
19	0.0	0.00	0.00	19	553.4	13.73	15.83	39.87
20	0.0	0.00	0.00	20	726.4	18.02	20.78	60.65
21	3.8	0.23	0.23	21	508.0	12.60	14.53	75.18
22	5.6	0.33	0.56	22	377.6	9.37	10.80	85.99
23	23.4	1.39	1.95	23	284.6	7.06	8.14	94.13
24	35.0	2.08	4.03	24	126.6	3.14	3.62	97.75
25	89.8	5.34	9.37	25	63.2	1.57	1.81	99.56
26	114.8	6.83	16.20	26	8.0	0.20	0.23	99.79
27	162.6	9.67	25.87	27	4.6	0.11	0.13	99.92
28	238.4	14.18	40.05	28	1.4	0.03	0.04	99.96
29	221.0	13.15	53.20	29	0.0	0.00	0.00	99.96
30	212.8	12.66	65.86	30	1.4	0.03	0.04	100.00
31	186.2	11.08	76.93	31	0.0	0.00	0.00	100.00
32	215.0	12.79	89.72	32	0.0	0.00	0.00	100.00
33	91.4	5.44	95.16	Total	4030.2	100	100	
34	48.8	2.90	98.06	Hull wt	1037.0			
35	13.8	0.82	98.88	Wt w/o SS	3495.4			
36	7.8	0.46	99.35	Percent Hulls		20.46		
37	2.4	0.14	99.49	Percent Meats		79.54		
38	8.6	0.51	100.00			100		
39	0.0	0.00	100.00					
40	0.0	0.00	100.00					
41	0.0	0.00	100.00					
42	0.0	0.00	100.00					
44	0.0	0.00	100.00					
46	0.0	0.00	100.00					
48	0.0	0.00	100.00					
POD WT.	1681.2							



LOCATION 20 UPPT 2009 SIZE DISTRIBUTION CUMULATIVE WEIGHT PERCENT TABLE

GA 052621

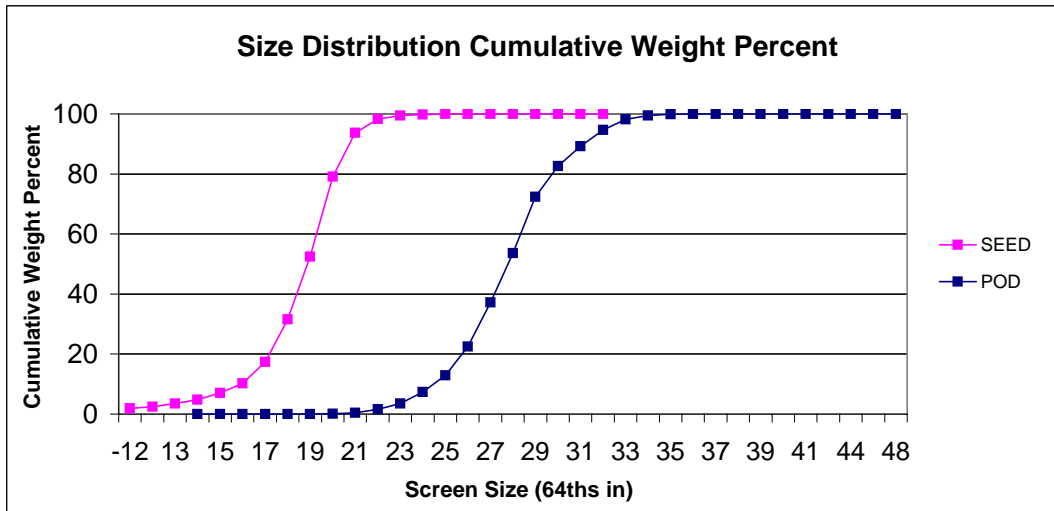
POD				SEED				
SCREEN SIZE	Weight	Wt %	Cum. Wt. %	SCREEN SIZE	Weight	Wt %	Wt % w/o SS	Cum. Wt %
				SS	502.6	12.73	---	---
				-12 & -17R	69.6	1.76	2.02	2.02
				12	18.2	0.46	0.53	2.55
				13	28.8	0.73	0.84	3.38
14	0.0	0.00	0.00	14	25.6	0.65	0.74	4.13
15	0.0	0.00	0.00	15	37.8	0.96	1.10	5.23
16	0.0	0.00	0.00	16	60.6	1.54	1.76	6.98
17	0.0	0.00	0.00	17	130.2	3.30	3.78	10.76
18	0.0	0.00	0.00	18	294.8	7.47	8.56	19.32
19	0.0	0.00	0.00	19	497.8	12.61	14.45	33.77
20	0.0	0.00	0.00	20	833.8	21.12	24.20	57.98
21	2.8	0.17	0.17	21	689.0	17.45	20.00	77.98
22	2.8	0.17	0.35	22	419.6	10.63	12.18	90.16
23	12.4	0.77	1.12	23	234.4	5.94	6.80	96.96
24	19.8	1.23	2.36	24	64.4	1.63	1.87	98.83
25	44.0	2.74	5.10	25	35.8	0.91	1.04	99.87
26	96.6	6.02	11.12	26	4.4	0.11	0.13	100.00
27	148.8	9.28	20.40	27	0.0	0.00	0.00	100.00
28	214.6	13.38	33.77	28	0.0	0.00	0.00	100.00
29	259.0	16.15	49.92	29	0.0	0.00	0.00	100.00
30	193.4	12.06	61.97	30	0.0	0.00	0.00	100.00
31	154.8	9.65	71.62	31	0.0	0.00	0.00	100.00
32	194.2	12.11	83.73	32	0.0	0.00	0.00	100.00
33	174.6	10.88	94.61	Total	3947.4	100	100	
34	54.2	3.38	97.99	Hull wt	1008.8			
35	25.0	1.56	99.55	Wt w/o SS	3444.8			
36	3.2	0.20	99.75	Percent Hulls		20.35		
37	2.2	0.14	99.89	Percent Meats		79.65		
38	1.8	0.11	100.00			100		
39	0.0	0.00	100.00					
40	0.0	0.00	100.00					
41	0.0	0.00	100.00					
42	0.0	0.00	100.00					
44	0.0	0.00	100.00					
46	0.0	0.00	100.00					
48	0.0	0.00	100.00					
POD WT.	1604.2							



LOCATION 20 UPPT 2009 SIZE DISTRIBUTION CUMULATIVE WEIGHT PERCENT TABLE

GA 052675

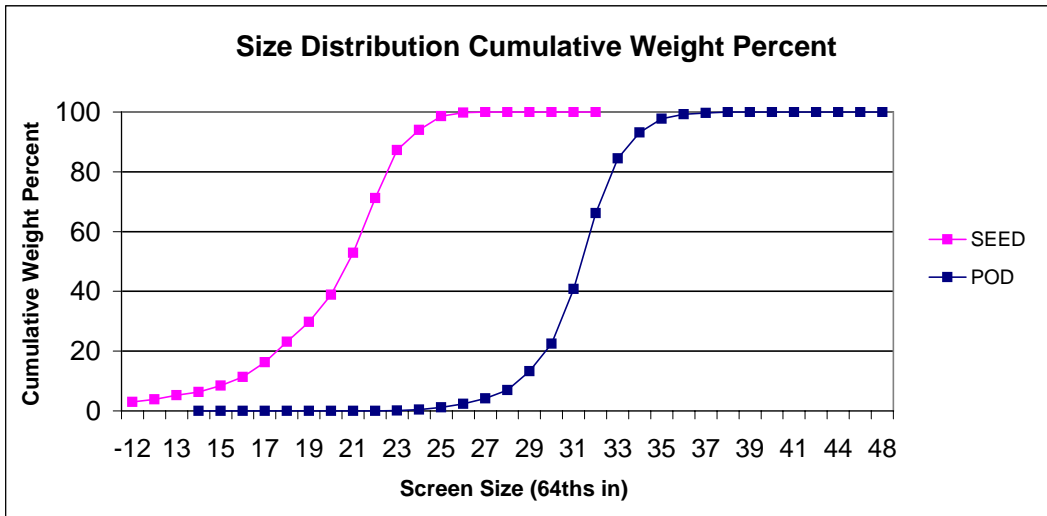
POD				SEED				
SCREEN SIZE	Weight	Wt %	Cum. Wt. %	SCREEN SIZE	Weight	Wt %	Wt % w/o SS	Cum. Wt %
				SS	564.2	13.11	---	---
				-12 & -17R	72.6	1.69	1.94	1.94
				12	20.8	0.48	0.56	2.50
				13	38.8	0.90	1.04	3.53
14	0.0	0.00	0.00	14	48.4	1.12	1.29	4.83
15	0.0	0.00	0.00	15	80.6	1.87	2.15	6.98
16	0.0	0.00	0.00	16	120.2	2.79	3.21	10.20
17	0.0	0.00	0.00	17	269.6	6.26	7.21	17.41
18	0.0	0.00	0.00	18	528.4	12.28	14.13	31.53
19	0.0	0.00	0.00	19	784.0	18.21	20.96	52.49
20	1.8	0.11	0.11	20	994.0	23.09	26.58	79.07
21	5.4	0.32	0.43	21	547.2	12.71	14.63	93.70
22	18.8	1.13	1.56	22	170.6	3.96	4.56	98.26
23	33.0	1.98	3.54	23	46.4	1.08	1.24	99.50
24	63.6	3.81	7.35	24	12.2	0.28	0.33	99.83
25	93.0	5.58	12.93	25	6.4	0.15	0.17	100.00
26	160.0	9.60	22.53	26	0.0	0.00	0.00	100.00
27	244.4	14.66	37.18	27	0.0	0.00	0.00	100.00
28	273.6	16.41	53.59	28	0.0	0.00	0.00	100.00
29	314.0	18.83	72.42	29	0.0	0.00	0.00	100.00
30	169.4	10.16	82.58	30	0.0	0.00	0.00	100.00
31	111.6	6.69	89.28	31	0.0	0.00	0.00	100.00
32	90.0	5.40	94.67	32	0.0	0.00	0.00	100.00
33	59.4	3.56	98.24	Total	4304.4	100	100	
34	20.4	1.22	99.46	Hull wt	1170.4			
35	7.2	0.43	99.89	Wt w/o SS	3740.2			
36	1.8	0.11	100.00	Percent Hulls		21.38		
37	0.0	0.00	100.00	Percent Meats		78.62		
38	0.0	0.00	100.00			100		
39	0.0	0.00	100.00					
40	0.0	0.00	100.00					
41	0.0	0.00	100.00					
42	0.0	0.00	100.00					
44	0.0	0.00	100.00					
46	0.0	0.00	100.00					
48	0.0	0.00	100.00					
POD WT.	1667.4							



LOCATION 20 UPPT 2009 SIZE DISTRIBUTION CUMULATIVE WEIGHT PERCENT TABLE

P/T 09-01

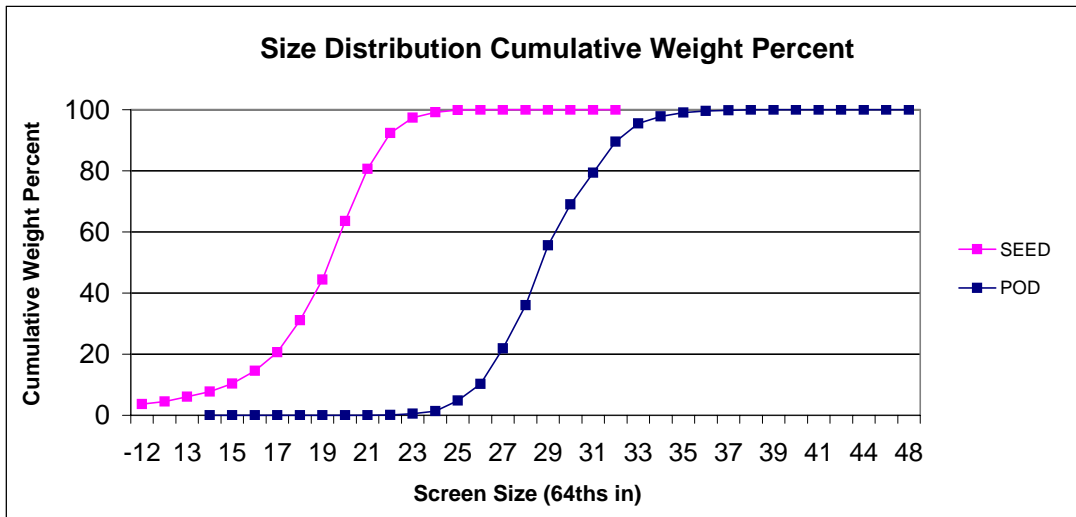
POD				SEED				
SCREEN SIZE	Weight	Wt %	Cum. Wt. %	SCREEN SIZE	Weight	Wt %	Wt % w/o SS	Cum. Wt %
				SS	270.4	8.71	---	---
				-12 & -17R	84.8	2.73	2.99	2.99
				12	25.6	0.82	0.90	3.89
				13	36.8	1.19	1.30	5.19
14	0.0	0.00	0.00	14	31.8	1.02	1.12	6.31
15	0.0	0.00	0.00	15	60.8	1.96	2.14	8.46
16	0.0	0.00	0.00	16	82.8	2.67	2.92	11.38
17	0.0	0.00	0.00	17	138.6	4.46	4.89	16.27
18	0.0	0.00	0.00	18	193.0	6.22	6.81	23.08
19	0.0	0.00	0.00	19	189.4	6.10	6.68	29.76
20	0.0	0.00	0.00	20	257.2	8.28	9.07	38.83
21	0.0	0.00	0.00	21	398.2	12.82	14.05	52.88
22	0.4	0.02	0.02	22	520.4	16.76	18.36	71.24
23	1.4	0.09	0.11	23	454.0	14.62	16.02	87.26
24	5.0	0.31	0.42	24	191.4	6.16	6.75	94.01
25	12.8	0.80	1.22	25	131.4	4.23	4.64	98.65
26	18.2	1.13	2.35	26	33.8	1.09	1.19	99.84
27	29.4	1.83	4.18	27	3.4	0.11	0.12	99.96
28	45.6	2.83	7.01	28	1.2	0.04	0.04	100.00
29	101.2	6.29	13.30	29	0.0	0.00	0.00	100.00
30	148.6	9.23	22.53	30	0.0	0.00	0.00	100.00
31	294.4	18.29	40.83	31	0.0	0.00	0.00	100.00
32	407.2	25.30	66.13	32	0.0	0.00	0.00	100.00
33	294.6	18.31	84.44	Total	3105.0	100	100	
34	139.4	8.66	93.10	Hull wt	1261.2			
35	74.2	4.61	97.71	Wt w/o SS	2834.6			
36	24.8	1.54	99.25	Percent Hulls		28.89		
37	7.4	0.46	99.71	Percent Meats		71.11		
38	4.6	0.29	100.00			100		
39	0.0	0.00	100.00					
40	0.0	0.00	100.00					
41	0.0	0.00	100.00					
42	0.0	0.00	100.00					
44	0.0	0.00	100.00					
46	0.0	0.00	100.00					
48	0.0	0.00	100.00					
POD WT.	1609.2							



LOCATION 20 UPPT 2009 SIZE DISTRIBUTION CUMULATIVE WEIGHT PERCENT TABLE

P/T 09-02

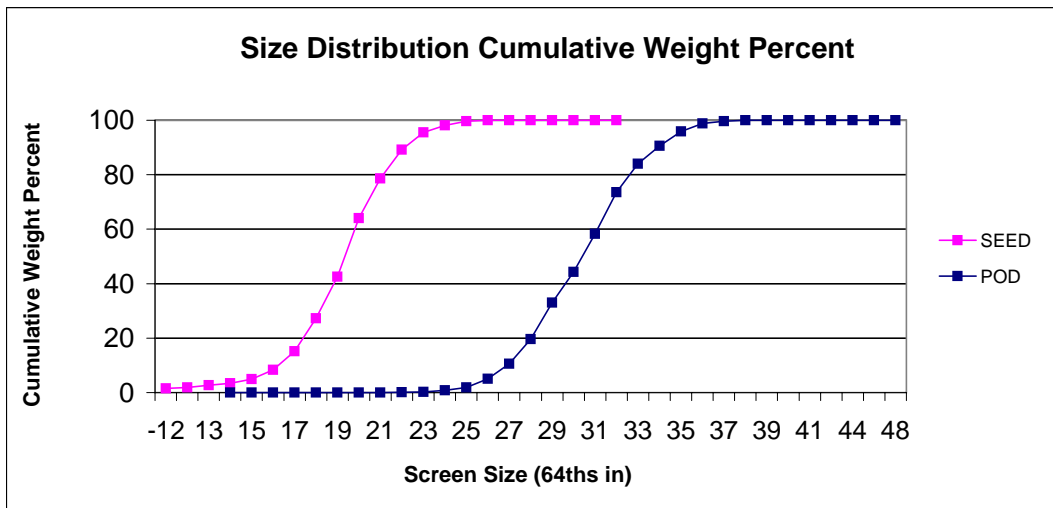
POD				SEED				
SCREEN SIZE	Weight	Wt %	Cum. Wt. %	SCREEN SIZE	Weight	Wt %	Wt % w/o SS	Cum. Wt %
				SS	281.0	9.75	---	---
				-12 & -17R	94.2	3.27	3.62	3.62
				12	24.0	0.83	0.92	4.54
				13	39.2	1.36	1.51	6.05
14	0.0	0.00	0.00	14	44.0	1.53	1.69	7.74
15	0.0	0.00	0.00	15	67.2	2.33	2.58	10.33
16	0.0	0.00	0.00	16	109.0	3.78	4.19	14.52
17	0.0	0.00	0.00	17	159.8	5.54	6.14	20.66
18	0.0	0.00	0.00	18	272.6	9.46	10.48	31.14
19	0.0	0.00	0.00	19	343.8	11.93	13.22	44.36
20	0.0	0.00	0.00	20	500.0	17.35	19.22	63.58
21	0.0	0.00	0.00	21	443.0	15.37	17.03	80.62
22	1.8	0.11	0.11	22	306.2	10.62	11.77	92.39
23	7.4	0.45	0.56	23	131.0	4.55	5.04	97.42
24	13.6	0.82	1.38	24	45.2	1.57	1.74	99.16
25	56.8	3.43	4.81	25	19.8	0.69	0.76	99.92
26	90.2	5.45	10.26	26	0.8	0.03	0.03	99.95
27	193.0	11.66	21.92	27	1.2	0.04	0.05	100.00
28	234.0	14.14	36.05	28	0.0	0.00	0.00	100.00
29	323.6	19.55	55.60	29	0.0	0.00	0.00	100.00
30	222.6	13.45	69.05	30	0.0	0.00	0.00	100.00
31	170.2	10.28	79.33	31	0.0	0.00	0.00	100.00
32	168.8	10.20	89.53	32	0.0	0.00	0.00	100.00
33	98.0	5.92	95.45	Total	2882.0	100	100	
34	38.8	2.34	97.79	Hull wt	1066.0			
35	21.4	1.29	99.08	Wt w/o SS	2601.0			
36	8.6	0.52	99.60	Percent Hulls		27.00		
37	3.6	0.22	99.82	Percent Meats		73.00		
38	3.0	0.18	100.00			100		
39	0.0	0.00	100.00					
40	0.0	0.00	100.00					
41	0.0	0.00	100.00					
42	0.0	0.00	100.00					
44	0.0	0.00	100.00					
46	0.0	0.00	100.00					
48	0.0	0.00	100.00					
POD WT.	1655.4							



LOCATION 20 UPPT 2009 SIZE DISTRIBUTION CUMULATIVE WEIGHT PERCENT TABLE

EXP 27-1516

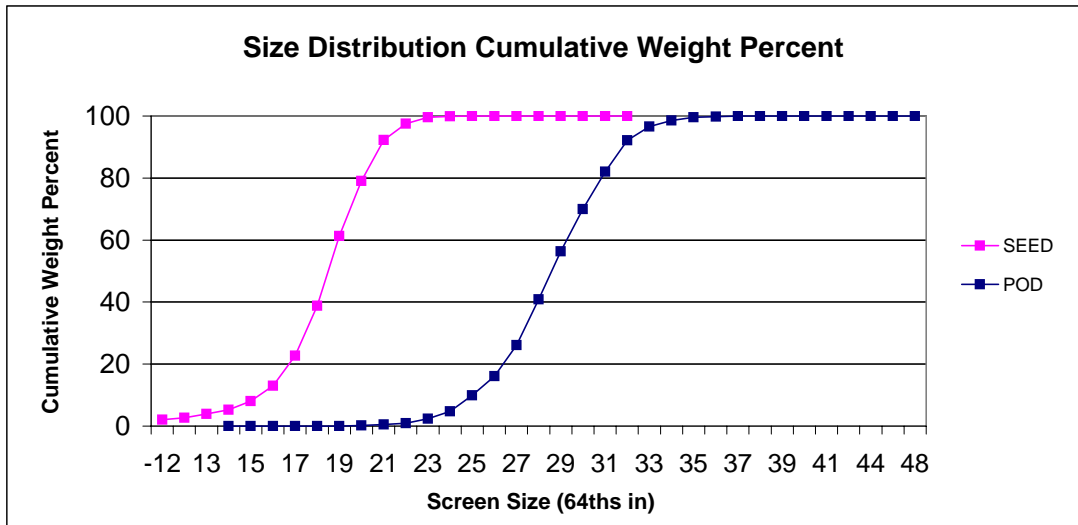
POD				SEED				
SCREEN SIZE	Weight	Wt %	Cum. Wt. %	SCREEN SIZE	Weight	Wt %	Wt % w/o SS	Cum. Wt %
				SS	474.2	12.10	---	---
				-12 & -17R	52.4	1.34	1.52	1.52
				12	12.8	0.33	0.37	1.89
				13	28.2	0.72	0.82	2.71
14	0.0	0.00	0.00	14	25.6	0.65	0.74	3.45
15	0.0	0.00	0.00	15	52.0	1.33	1.51	4.96
16	0.0	0.00	0.00	16	118.0	3.01	3.43	8.39
17	0.0	0.00	0.00	17	233.4	5.96	6.78	15.16
18	0.0	0.00	0.00	18	414.8	10.58	12.04	27.20
19	0.0	0.00	0.00	19	528.8	13.49	15.35	42.55
20	0.0	0.00	0.00	20	738.8	18.85	21.45	64.00
21	0.0	0.00	0.00	21	502.0	12.81	14.57	78.57
22	1.6	0.10	0.10	22	365.2	9.32	10.60	89.17
23	2.4	0.15	0.25	23	221.0	5.64	6.42	95.59
24	9.2	0.58	0.83	24	87.8	2.24	2.55	98.14
25	16.2	1.01	1.84	25	50.6	1.29	1.47	99.61
26	51.0	3.19	5.03	26	12.6	0.32	0.37	99.97
27	89.4	5.60	10.63	27	1.0	0.03	0.03	100.00
28	143.0	8.95	19.58	28	0.0	0.00	0.00	100.00
29	214.6	13.43	33.01	29	0.0	0.00	0.00	100.00
30	181.2	11.34	44.35	30	0.0	0.00	0.00	100.00
31	223.4	13.98	58.33	31	0.0	0.00	0.00	100.00
32	243.8	15.26	73.59	32	0.0	0.00	0.00	100.00
33	166.4	10.41	84.00	Total	3919.2	100	100	
34	106.0	6.63	90.64	Hull wt	1210.0			
35	83.6	5.23	95.87	Wt w/o SS	3445.0			
36	48.0	3.00	98.87	Percent Hulls		23.59		
37	13.2	0.83	99.70	Percent Meats		76.41		
38	4.8	0.30	100.00			100		
39	0.0	0.00	100.00					
40	0.0	0.00	100.00					
41	0.0	0.00	100.00					
42	0.0	0.00	100.00					
44	0.0	0.00	100.00					
46	0.0	0.00	100.00					
48	0.0	0.00	100.00					
POD WT.	1597.8							



LOCATION 20 UPPT 2009 SIZE DISTRIBUTION CUMULATIVE WEIGHT PERCENT TABLE

TXL061821

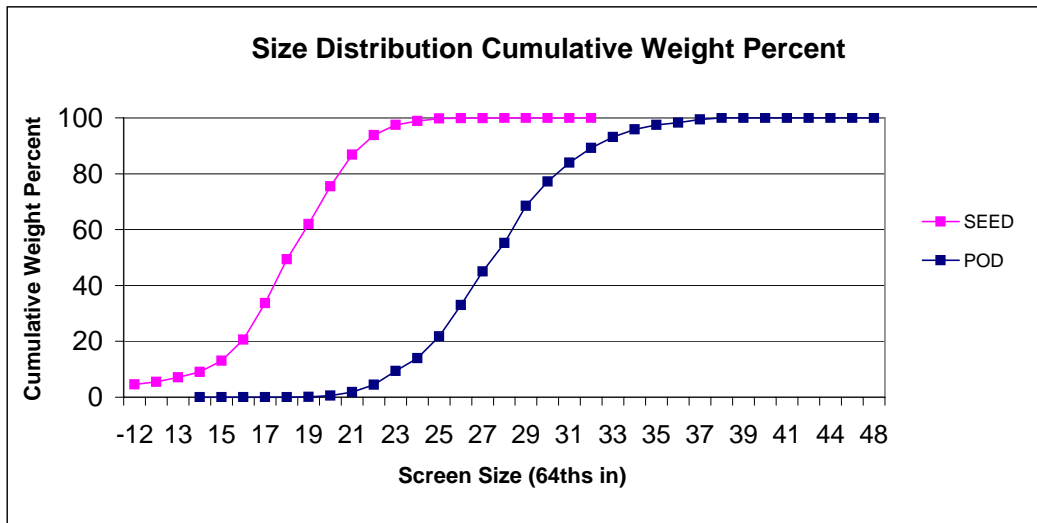
POD				SEED				
SCREEN SIZE	Weight	Wt %	Cum. Wt. %	SCREEN SIZE	Weight	Wt %	Wt % w/o SS	Cum. Wt %
				SS	256.2	7.28	---	---
				-12 & -17R	65.8	1.87	2.02	2.02
				12	23.4	0.66	0.72	2.73
				13	38.8	1.10	1.19	3.92
14	0.0	0.00	0.00	14	44.8	1.27	1.37	5.30
15	0.0	0.00	0.00	15	90.8	2.58	2.78	8.08
16	0.0	0.00	0.00	16	161.6	4.59	4.95	13.03
17	0.0	0.00	0.00	17	317.0	9.01	9.71	22.74
18	0.0	0.00	0.00	18	524.0	14.89	16.06	38.80
19	0.0	0.00	0.00	19	735.2	20.89	22.53	61.33
20	3.4	0.21	0.21	20	578.0	16.42	17.71	79.04
21	5.0	0.30	0.51	21	429.8	12.21	13.17	92.21
22	6.4	0.39	0.90	22	174.0	4.94	5.33	97.54
23	24.4	1.48	2.38	23	67.8	1.93	2.08	99.62
24	39.8	2.41	4.79	24	9.2	0.26	0.28	99.90
25	85.0	5.16	9.95	25	2.0	0.06	0.06	99.96
26	101.0	6.13	16.08	26	1.2	0.03	0.04	100.00
27	164.6	9.99	26.06	27	0.0	0.00	0.00	100.00
28	244.0	14.80	40.86	28	0.0	0.00	0.00	100.00
29	254.6	15.45	56.31	29	0.0	0.00	0.00	100.00
30	225.2	13.66	69.97	30	0.0	0.00	0.00	100.00
31	199.0	12.07	82.04	31	0.0	0.00	0.00	100.00
32	166.8	10.12	92.16	32	0.0	0.00	0.00	100.00
33	73.8	4.48	96.64	Total	3519.6	100	100	
34	31.8	1.93	98.57	Hull wt	1033.2			
35	16.8	1.02	99.59	Wt w/o SS	3263.4			
36	4.2	0.25	99.84	Percent Hulls		22.69		
37	2.6	0.16	100.00	Percent Meats		77.31		
38	0.0	0.00	100.00			100		
39	0.0	0.00	100.00					
40	0.0	0.00	100.00					
41	0.0	0.00	100.00					
42	0.0	0.00	100.00					
44	0.0	0.00	100.00					
46	0.0	0.00	100.00					
48	0.0	0.00	100.00					
POD WT.	1648.4							



LOCATION 20 UPPT 2009 SIZE DISTRIBUTION CUMULATIVE WEIGHT PERCENT TABLE

TXL061816

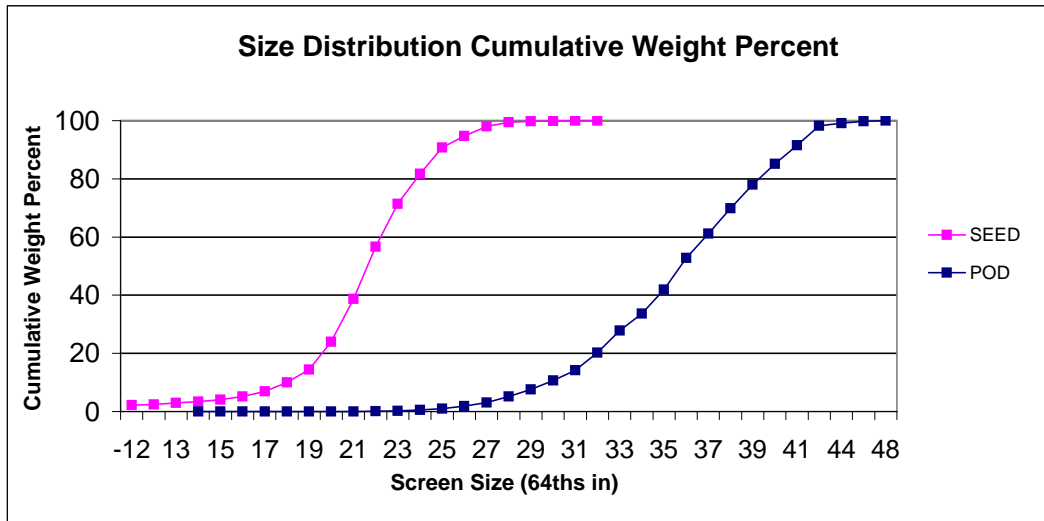
POD				SEED				
SCREEN	Weight	Wt %	Cum. Wt. %	SCREEN	Weight	Wt %	Wt % w/o SS	Cum. Wt %
SIZE				SIZE				
				SS	308.6	15.21	---	---
				-12 & -17R	79.6	3.92	4.63	4.63
				12	14.0	0.69	0.81	5.44
				13	27.8	1.37	1.62	7.06
14	0.0	0.00	0.00	14	35.0	1.73	2.04	9.09
15	0.0	0.00	0.00	15	68.6	3.38	3.99	13.08
16	0.0	0.00	0.00	16	129.2	6.37	7.51	20.60
17	0.0	0.00	0.00	17	224.0	11.04	13.02	33.62
18	0.0	0.00	0.00	18	271.2	13.37	15.77	49.39
19	2.8	0.17	0.17	19	216.8	10.69	12.61	62.00
20	6.0	0.37	0.54	20	231.8	11.43	13.48	75.47
21	20.6	1.25	1.79	21	194.8	9.60	11.33	86.80
22	43.6	2.65	4.44	22	121.2	5.98	7.05	93.85
23	81.8	4.98	9.42	23	63.0	3.11	3.66	97.51
24	74.4	4.53	13.94	24	23.0	1.13	1.34	98.85
25	128.4	7.81	21.76	25	15.0	0.74	0.87	99.72
26	183.8	11.18	32.94	26	2.6	0.13	0.15	99.87
27	198.2	12.06	45.00	27	0.0	0.00	0.00	99.87
28	167.4	10.18	55.18	28	2.2	0.11	0.13	100.00
29	218.0	13.26	68.45	29	0.0	0.00	0.00	100.00
30	143.8	8.75	77.20	30	0.0	0.00	0.00	100.00
31	112.0	6.81	84.01	31	0.0	0.00	0.00	100.00
32	85.0	5.17	89.18	32	0.0	0.00	0.00	100.00
33	64.6	3.93	93.11	Total	2028.4	100	100	
34	46.0	2.80	95.91	Hull wt	577.0			
35	26.6	1.62	97.53	Wt w/o SS	1719.8			
36	13.2	0.80	98.33	Percent Hulls		22.15		
37	17.8	1.08	99.42	Percent Meats		77.85		
38	9.6	0.58	100.00			100		
39	0.0	0.00	100.00					
40	0.0	0.00	100.00					
41	0.0	0.00	100.00					
42	0.0	0.00	100.00					
44	0.0	0.00	100.00					
46	0.0	0.00	100.00					
48	0.0	0.00	100.00					
POD WT.	1643.6							



LOCATION 20 UPPT 2009 SIZE DISTRIBUTION CUMULATIVE WEIGHT PERCENT TABLE

NC 7

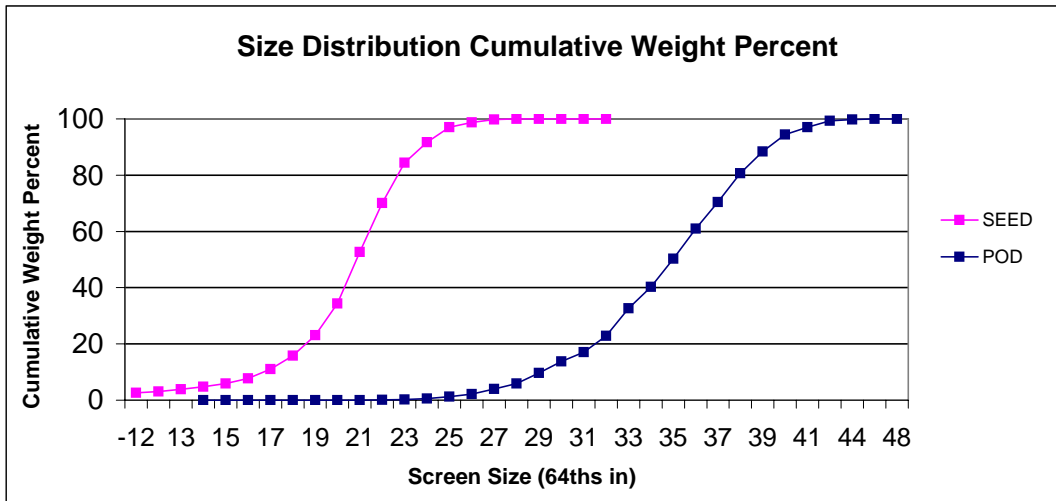
POD				SEED				
SCREEN SIZE	Weight	Wt %	Cum. Wt. %	SCREEN SIZE	Weight	Wt %	Wt % w/o SS	Cum. Wt %
				SS	377.4	10.40	---	---
				-12 & -20R	72.0	1.98	2.21	2.21
				12	7.4	0.20	0.23	2.44
				13	15.8	0.44	0.49	2.93
14	0.0	0.00	0.00	14	16.8	0.46	0.52	3.44
15	0.0	0.00	0.00	15	21.8	0.60	0.67	4.11
16	0.0	0.00	0.00	16	33.0	0.91	1.01	5.13
17	0.0	0.00	0.00	17	60.2	1.66	1.85	6.98
18	0.0	0.00	0.00	18	98.2	2.71	3.02	10.00
19	0.0	0.00	0.00	19	143.6	3.96	4.42	14.42
20	0.0	0.00	0.00	20	312.4	8.61	9.61	24.02
21	0.0	0.00	0.00	21	478.0	13.17	14.70	38.72
22	2.2	0.13	0.13	22	582.4	16.05	17.91	56.63
23	1.4	0.09	0.22	23	481.8	13.27	14.82	71.45
24	4.8	0.29	0.52	24	333.2	9.18	10.25	81.69
25	8.2	0.50	1.02	25	296.2	8.16	9.11	90.80
26	13.8	0.85	1.86	26	128.2	3.53	3.94	94.74
27	19.0	1.16	3.03	27	108.2	2.98	3.33	98.07
28	34.2	2.10	5.13	28	43.6	1.20	1.34	99.41
29	40.8	2.50	7.63	29	11.8	0.33	0.36	99.77
30	49.4	3.03	10.66	30	4.4	0.12	0.14	99.91
31	57.4	3.52	14.18	31	3.0	0.08	0.09	100.00
32	99.8	6.12	20.29	32	0.0	0.00	0.00	100.00
33	122.6	7.52	27.81	Total	3629.4	100	100	
34	95.8	5.87	33.68	Hull wt	1154.0			
35	135.0	8.28	41.96	Wt w/o SS	3252.0			
36	176.6	10.83	52.79	Percent Hulls		24.13		
37	137.0	8.40	61.19	Percent Meats		75.87		
38	142.0	8.71	69.90			100		
39	131.6	8.07	77.96					
40	117.8	7.22	85.19					
41	104.0	6.38	91.56					
42	108.4	6.65	98.21					
44	15.0	0.92	99.13					
46	10.6	0.65	99.78					
48	3.6	0.22	100.00					
POD WT.	1631.0							



LOCATION 20 UPPT 2009 SIZE DISTRIBUTION CUMULATIVE WEIGHT PERCENT TABLE

N05006

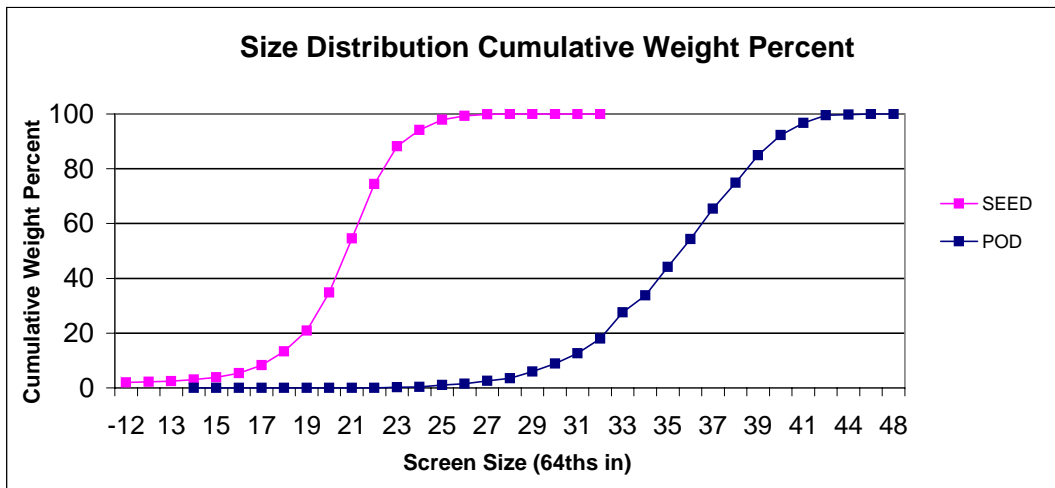
POD				SEED				
SCREEN	Weight	Wt %	Cum. Wt. %	SCREEN	Weight	Wt %	Wt % w/o SS	Cum. Wt %
SIZE				SIZE				
				SS	335.2	9.64	---	---
				-12 & -20R	83.2	2.39	2.65	2.65
				12	14.0	0.40	0.45	3.09
				13	23.0	0.66	0.73	3.82
14	0.0	0.00	0.00	14	28.4	0.82	0.90	4.73
15	0.0	0.00	0.00	15	38.6	1.11	1.23	5.96
16	0.0	0.00	0.00	16	56.6	1.63	1.80	7.76
17	0.0	0.00	0.00	17	104.0	2.99	3.31	11.06
18	0.0	0.00	0.00	18	150.6	4.33	4.79	15.86
19	0.0	0.00	0.00	19	226.4	6.51	7.20	23.06
20	0.0	0.00	0.00	20	354.6	10.19	11.28	34.34
21	0.0	0.00	0.00	21	577.6	16.60	18.38	52.71
22	2.0	0.12	0.12	22	545.6	15.68	17.36	70.07
23	1.6	0.10	0.22	23	451.8	12.99	14.37	84.44
24	4.8	0.30	0.52	24	228.8	6.58	7.28	91.72
25	11.8	0.73	1.25	25	166.6	4.79	5.30	97.02
26	14.6	0.90	2.15	26	56.0	1.61	1.78	98.80
27	29.6	1.83	3.98	27	30.4	0.87	0.97	99.77
28	31.4	1.94	5.92	28	6.0	0.17	0.19	99.96
29	61.4	3.79	9.71	29	1.2	0.03	0.04	100.00
30	65.8	4.06	13.77	30	0.0	0.00	0.00	100.00
31	53.0	3.27	17.04	31	0.0	0.00	0.00	100.00
32	94.6	5.84	22.89	32	0.0	0.00	0.00	100.00
33	157.6	9.73	32.62	Total	3478.6	100	100	
34	123.4	7.62	40.24	Hull wt	1245.0			
35	161.8	9.99	50.23	Wt w/o SS	3143.4			
36	173.8	10.73	60.96	Percent Hulls		26.36		
37	153.6	9.48	70.45	Percent Meats		73.64		
38	165.4	10.21	80.66			100		
39	124.4	7.68	88.34					
40	98.0	6.05	94.39					
41	43.6	2.69	97.09					
42	36.4	2.25	99.33					
44	7.6	0.47	99.80					
46	3.2	0.20	100.00					
48	0.0	0.00	100.00					
POD WT.	1619.4							



LOCATION 20 UPPT 2009 SIZE DISTRIBUTION CUMULATIVE WEIGHT PERCENT TABLE

N05008

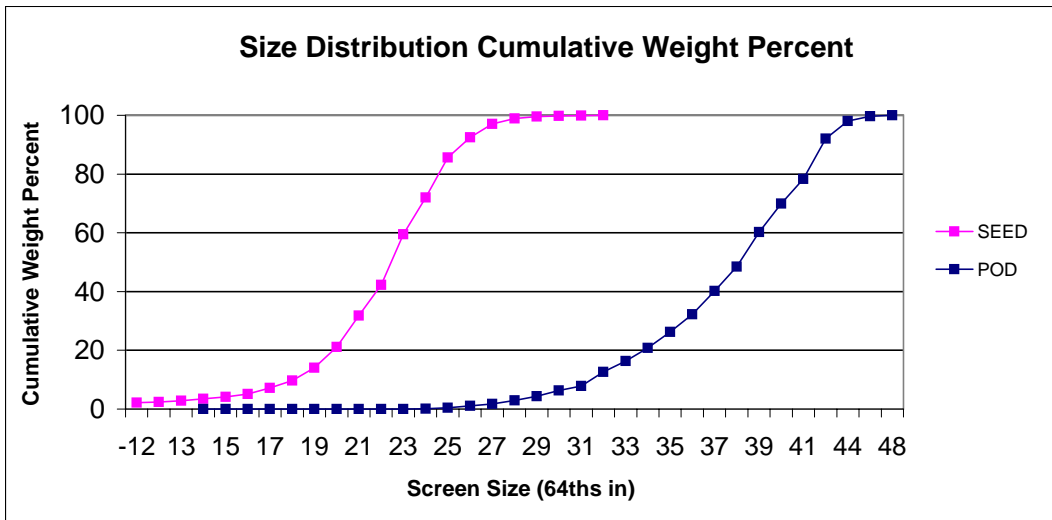
POD				SEED				
SCREEN	Weight	Wt %	Cum. Wt. %	SCREEN	Weight	Wt %	Wt % w/o SS	Cum. Wt %
SIZE				SIZE				
				SS	304.0	8.50	---	---
				-12 & -20R	66.0	1.85	2.02	2.02
				12	5.4	0.15	0.17	2.18
				13	10.6	0.30	0.32	2.51
14	0.0	0.00	0.00	14	18.8	0.53	0.57	3.08
15	0.0	0.00	0.00	15	25.2	0.70	0.77	3.85
16	0.0	0.00	0.00	16	50.8	1.42	1.55	5.41
17	0.0	0.00	0.00	17	95.0	2.66	2.90	8.31
18	0.0	0.00	0.00	18	163.4	4.57	5.00	13.30
19	0.0	0.00	0.00	19	248.2	6.94	7.59	20.89
20	0.0	0.00	0.00	20	455.4	12.74	13.92	34.82
21	0.0	0.00	0.00	21	646.4	18.08	19.76	54.58
22	0.0	0.00	0.00	22	649.4	18.17	19.85	74.43
23	3.0	0.18	0.18	23	450.8	12.61	13.78	88.21
24	3.2	0.19	0.38	24	194.4	5.44	5.94	94.15
25	10.8	0.65	1.03	25	122.4	3.42	3.74	97.90
26	8.0	0.48	1.51	26	47.2	1.32	1.44	99.34
27	17.8	1.08	2.59	27	19.2	0.54	0.59	99.93
28	16.0	0.97	3.56	28	2.4	0.07	0.07	100.00
29	40.2	2.43	5.99	29	0.0	0.00	0.00	100.00
30	47.2	2.86	8.85	30	0.0	0.00	0.00	100.00
31	62.0	3.75	12.60	31	0.0	0.00	0.00	100.00
32	89.2	5.40	18.00	32	0.0	0.00	0.00	100.00
33	157.8	9.55	27.54	Total	3575.0	100	100	
34	102.2	6.18	33.73	Hull wt	1163.6			
35	171.8	10.40	44.12	Wt w/o SS	3271.0			
36	169.2	10.24	54.36	Percent Hulls		24.56		
37	183.6	11.11	65.47	Percent Meats		75.44		
38	155.0	9.38	74.85			100		
39	166.2	10.06	84.91					
40	122.0	7.38	92.29					
41	72.6	4.39	96.68					
42	47.4	2.87	99.55					
44	3.6	0.22	99.77					
46	3.8	0.23	100.00					
48	0.0	0.00	100.00					
POD WT.	1652.6							



LOCATION 20 UPPT 2009 SIZE DISTRIBUTION CUMULATIVE WEIGHT PERCENT TABLE

N05024J

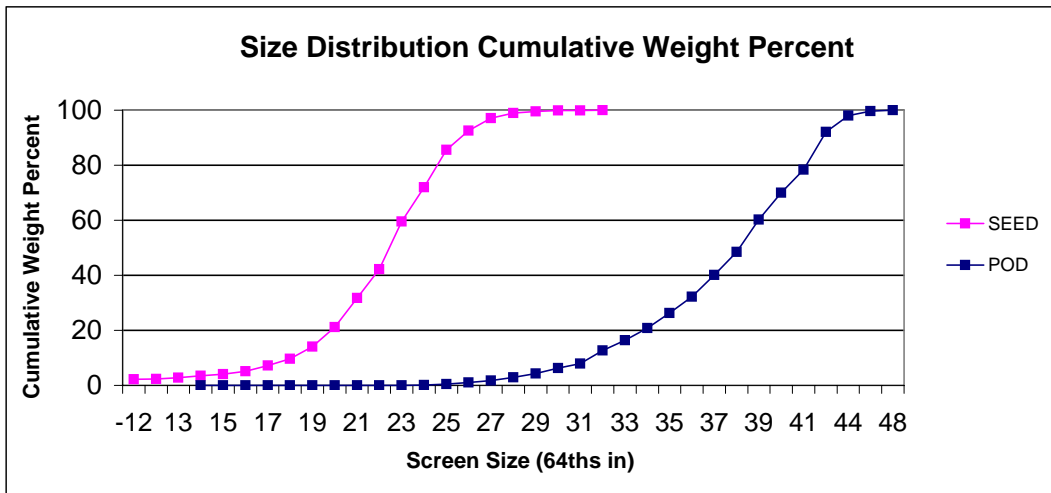
POD				SEED				
SCREEN SIZE	Weight	Wt %	Cum. Wt. %	SCREEN SIZE	Weight	Wt %	Wt % w/o SS	Cum. Wt %
				SS	498.2	14.52	---	---
				-12 & -20R	65.2	1.90	2.22	2.22
				12	4.0	0.12	0.14	2.36
				13	13.6	0.40	0.46	2.82
14	0.0	0.00	0.00	14	18.6	0.54	0.63	3.46
15	0.0	0.00	0.00	15	18.4	0.54	0.63	4.09
16	0.0	0.00	0.00	16	28.8	0.84	0.98	5.07
17	0.0	0.00	0.00	17	63.6	1.85	2.17	7.24
18	0.0	0.00	0.00	18	72.2	2.10	2.46	9.70
19	0.0	0.00	0.00	19	127.4	3.71	4.34	14.04
20	0.0	0.00	0.00	20	207.6	6.05	7.08	21.12
21	0.0	0.00	0.00	21	311.8	9.09	10.63	31.76
22	0.0	0.00	0.00	22	307.8	8.97	10.50	42.25
23	0.0	0.00	0.00	23	505.6	14.74	17.24	59.50
24	2.4	0.15	0.15	24	365.2	10.65	12.45	71.95
25	4.8	0.29	0.44	25	400.4	11.67	13.66	85.61
26	9.8	0.60	1.04	26	202.4	5.90	6.90	92.51
27	10.8	0.66	1.70	27	134.6	3.92	4.59	97.10
28	19.6	1.20	2.89	28	53.8	1.57	1.83	98.94
29	24.0	1.46	4.35	29	17.4	0.51	0.59	99.53
30	31.4	1.91	6.27	30	9.0	0.26	0.31	99.84
31	26.0	1.59	7.85	31	3.0	0.09	0.10	99.94
32	79.0	4.82	12.67	32	1.8	0.05	0.06	100.00
33	60.8	3.71	16.38	Total	3430.4	100	100	
34	72.2	4.40	20.78	Hull wt	1179.6			
35	89.4	5.45	26.23	Wt w/o SS	2932.2			
36	98.0	5.98	32.21	Percent Hulls		25.59		
37	130.4	7.95	40.16	Percent Meats		74.41		
38	136.8	8.34	48.51			100		
39	192.2	11.72	60.23					
40	159.4	9.72	69.95					
41	138.2	8.43	78.38					
42	224.8	13.71	92.08					
44	98.2	5.99	98.07					
46	25.6	1.56	99.63					
48	6.0	0.37	100.00					
POD WT.	1639.8							



LOCATION 20 UPPT 2009 SIZE DISTRIBUTION CUMULATIVE WEIGHT PERCENT TABLE

VT 003194

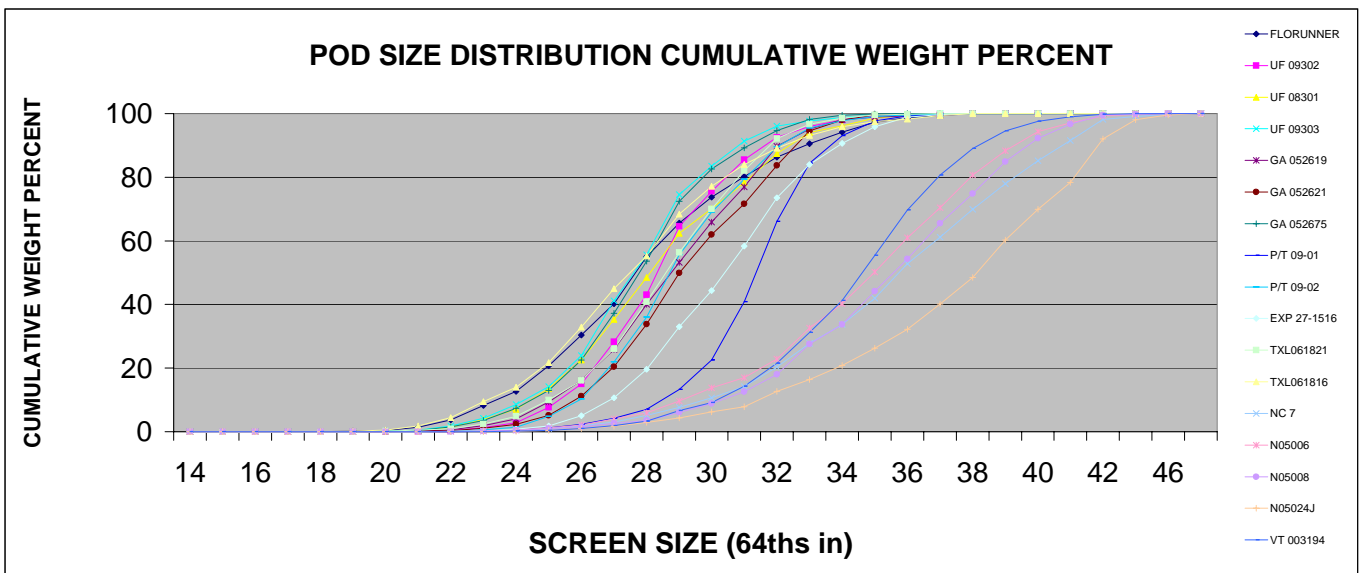
POD				SEED				
SCREEN SIZE	Weight	Wt %	Cum. Wt. %	SCREEN SIZE	Weight	Wt %	Wt % w/o SS	Cum. Wt %
				SS	413.4	11.31	---	---
				-12 & -20R	99.2	2.71	3.06	3.06
				12	9.4	0.26	0.29	3.35
				13	17.8	0.49	0.55	3.90
14	0.0	0.00	0.00	14	17.8	0.49	0.55	4.45
15	0.0	0.00	0.00	15	27.6	0.76	0.85	5.30
16	0.0	0.00	0.00	16	41.2	1.13	1.27	6.57
17	0.0	0.00	0.00	17	79.8	2.18	2.46	9.03
18	0.0	0.00	0.00	18	123.2	3.37	3.80	12.83
19	0.0	0.00	0.00	19	165.2	4.52	5.10	17.93
20	0.0	0.00	0.00	20	443.4	12.13	13.68	31.61
21	0.0	0.00	0.00	21	553.0	15.13	17.06	48.66
22	0.0	0.00	0.00	22	574.2	15.71	17.71	66.38
23	0.0	0.00	0.00	23	537.0	14.69	16.56	82.94
24	2.6	0.16	0.16	24	252.4	6.91	7.79	90.73
25	4.6	0.29	0.45	25	188.4	5.15	5.81	96.54
26	9.2	0.58	1.03	26	62.8	1.72	1.94	98.48
27	14.0	0.88	1.90	27	39.0	1.07	1.20	99.68
28	22.0	1.38	3.28	28	10.4	0.28	0.32	100.00
29	53.8	3.37	6.64	29	0.0	0.00	0.00	100.00
30	40.0	2.50	9.15	30	0.0	0.00	0.00	100.00
31	81.8	5.12	14.27	31	0.0	0.00	0.00	100.00
32	116.0	7.26	21.52	32	0.0	0.00	0.00	100.00
33	154.0	9.64	31.16	Total	3655.2	100	100	
34	160.6	10.05	41.21	Hull wt	1205.6			
35	227.6	14.24	55.45	Wt w/o SS	3241.8			
36	227.6	14.24	69.69	Percent Hulls		24.80		
37	175.4	10.97	80.67	Percent Meats		75.20		
38	133.0	8.32	88.99			100		
39	88.6	5.54	94.53					
40	48.4	3.03	97.56					
41	23.6	1.48	99.04					
42	11.4	0.71	99.75					
44	4.0	0.25	100.00					
46	0.0	0.00	100.00					
48	0.0	0.00	100.00					
POD WT.	1598.2							



LOCATION 20 UPPT 2009 POD SIZE DISTRIBUTION CUMULATIVE WEIGHT PERCENT TABLE

ENTRY NUMBER

SCREEN	FLORUNNER	UF 09302	UF 08301	UF 09303	GA 052619	GA 052621	GA 052675	P/T 09-01	P/T 09-02	EXP 27-1516	TXL061821	TXL061816	NC 7	N05006	N05008	N05024J	VT 003194
14	0.00	0.00	0.00	0.00	0.00	0.00	0.00	0.00	0.00	0.00	0.00	0.00	0.00	0.00	0.00	0.00	0.00
15	0.00	0.00	0.00	0.00	0.00	0.00	0.00	0.00	0.00	0.00	0.00	0.00	0.00	0.00	0.00	0.00	0.00
16	0.00	0.00	0.00	0.00	0.00	0.00	0.00	0.00	0.00	0.00	0.00	0.00	0.00	0.00	0.00	0.00	0.00
17	0.00	0.00	0.00	0.00	0.00	0.00	0.00	0.00	0.00	0.00	0.00	0.00	0.00	0.00	0.00	0.00	0.00
18	0.00	0.00	0.00	0.00	0.00	0.00	0.00	0.00	0.00	0.00	0.00	0.00	0.00	0.00	0.00	0.00	0.00
19	0.16	0.00	0.00	0.05	0.00	0.00	0.00	0.00	0.00	0.00	0.00	0.17	0.00	0.00	0.00	0.00	0.00
20	0.41	0.00	0.11	0.16	0.00	0.00	0.11	0.00	0.00	0.00	0.21	0.54	0.00	0.00	0.00	0.00	0.00
21	1.42	0.06	0.45	0.55	0.23	0.17	0.43	0.00	0.00	0.00	0.51	1.79	0.00	0.00	0.00	0.00	0.00
22	3.76	0.25	1.43	1.83	0.56	0.35	1.56	0.02	0.11	0.10	0.90	4.44	0.13	0.12	0.00	0.00	0.00
23	8.21	1.34	3.85	4.18	1.95	1.12	3.54	0.11	0.56	0.25	2.38	9.42	0.22	0.22	0.18	0.00	0.00
24	12.64	2.83	7.01	8.52	4.03	2.36	7.35	0.42	1.38	0.83	4.79	13.94	0.52	0.52	0.38	0.15	0.16
25	20.71	7.64	13.60	14.23	9.37	5.10	12.93	1.22	4.81	1.84	9.95	21.76	1.02	1.25	1.03	0.44	0.45
26	30.34	14.97	22.57	23.90	16.20	11.12	22.53	2.35	10.26	5.03	16.08	32.94	1.86	2.15	1.51	1.04	1.03
27	40.21	28.23	35.31	41.15	25.87	20.40	37.18	4.18	21.92	10.63	26.06	45.00	3.03	3.98	2.59	1.70	1.90
28	55.04	43.04	48.51	55.68	40.05	33.77	53.59	7.01	36.05	19.58	40.86	55.18	5.13	5.92	3.56	2.89	3.28
29	65.63	64.54	62.37	74.53	53.20	49.92	72.42	13.30	55.60	33.01	56.31	68.45	7.63	9.71	5.99	4.35	6.64
30	73.78	75.52	70.11	83.55	65.86	61.97	82.58	22.53	69.05	44.35	69.97	77.20	10.66	13.77	8.85	6.27	9.15
31	80.18	85.51	78.23	91.37	76.93	71.62	89.28	40.83	79.33	58.33	82.04	84.01	14.18	17.04	12.60	7.85	14.27
32	86.31	92.60	87.42	96.05	89.72	83.73	94.67	66.13	89.53	73.59	92.16	89.18	20.29	22.89	18.00	12.67	21.52
33	90.50	95.99	94.02	97.72	95.16	94.61	98.24	84.44	95.45	84.00	96.64	93.11	27.81	32.62	27.54	16.38	31.16
34	94.21	97.97	96.15	98.76	98.06	97.99	99.46	93.10	97.79	90.64	98.57	95.91	33.68	40.24	33.73	20.78	41.21
35	97.26	99.24	98.57	99.54	98.88	99.55	99.89	97.71	99.08	95.87	99.59	97.53	41.96	50.23	44.12	26.23	55.45
36	98.74	99.67	99.49	99.70	99.35	99.75	100.00	99.25	99.60	98.87	99.84	98.33	52.79	60.96	54.36	32.21	69.69
37	99.37	99.67	99.71	100.00	99.49	99.89	100.00	99.71	99.82	99.70	100.00	99.42	61.19	70.45	65.47	40.16	80.67
38	100.00	100.00	100.00	100.00	100.00	100.00	100.00	100.00	100.00	100.00	100.00	100.00	69.90	80.66	74.85	48.51	88.99
39	100.00	100.00	100.00	100.00	100.00	100.00	100.00	100.00	100.00	100.00	100.00	100.00	77.96	88.34	84.91	60.23	94.53
40	100.00	100.00	100.00	100.00	100.00	100.00	100.00	100.00	100.00	100.00	100.00	100.00	85.19	94.39	92.29	69.95	97.56
41	100.00	100.00	100.00	100.00	100.00	100.00	100.00	100.00	100.00	100.00	100.00	100.00	91.56	97.09	96.68	78.38	99.04
42	100.00	100.00	100.00	100.00	100.00	100.00	100.00	100.00	100.00	100.00	100.00	100.00	98.21	99.33	99.55	92.08	99.75
44	100.00	100.00	100.00	100.00	100.00	100.00	100.00	100.00	100.00	100.00	100.00	100.00	99.13	99.80	99.77	98.07	100.00
46	100.00	100.00	100.00	100.00	100.00	100.00	100.00	100.00	100.00	100.00	100.00	100.00	99.78	100.00	100.00	99.63	100.00
48	100.00	100.00	100.00	100.00	100.00	100.00	100.00	100.00	100.00	100.00	100.00	100.00	100.00	100.00	100.00	100.00	100.00

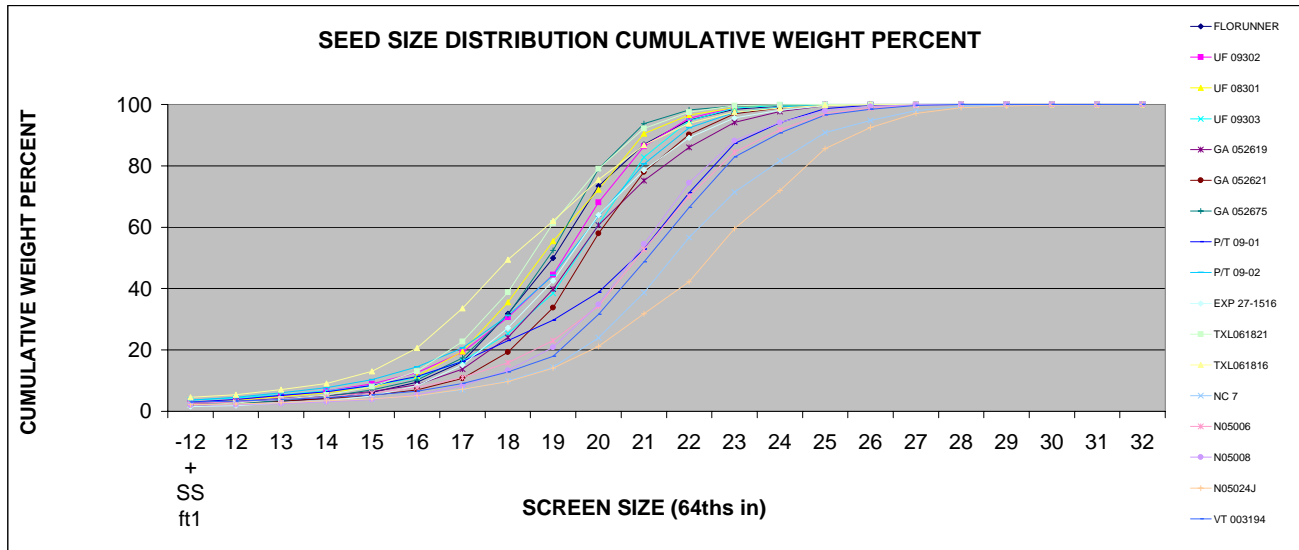


LOCATION 20 UPPT 2009 SEED SIZE DISTRIBUTION CUMULATIVE WEIGHT PERCENT TABLE

ENTRY NUMBER

SCREEN	ENTRY NUMBER																	
SIZE	FLORUNNER	UF 09302	UF 08301	UF 09303	GA 052619	GA 052621	GA 052675	P/T 09-01	P/T 09-02	EXP 27-1516	TXL061821	TXL061816	NC 7	N05006	N05008	N05024J	VT 003194	
-12 + SS ft ¹	2.22	2.82	2.83	3.62	2.65	2.02	1.94	2.99	3.62	1.52	2.02	4.63	2.21	2.65	2.02	2.22	3.06	
12	2.58	3.72	3.63	4.36	3.20	2.55	2.50	3.89	4.54	1.89	2.73	5.44	2.44	3.09	2.18	2.36	3.35	
13	3.29	5.03	4.82	5.44	4.15	3.38	3.53	5.19	6.05	2.71	3.92	7.06	2.93	3.82	2.51	2.82	3.90	
14	4.25	6.71	6.02	6.64	5.12	4.13	4.83	6.31	7.74	3.45	5.30	9.09	3.44	4.73	3.08	3.46	4.45	
15	6.13	8.92	7.82	8.36	6.43	5.23	6.98	8.46	10.33	4.96	8.08	13.08	4.11	5.96	3.85	4.09	5.30	
16	9.46	12.61	11.51	11.09	8.69	6.98	10.20	11.38	14.52	8.39	13.03	20.60	5.13	7.76	5.41	5.07	6.57	
17	16.17	19.25	19.54	16.35	13.78	10.76	17.41	16.27	20.66	15.16	22.74	33.62	6.98	11.06	8.31	7.24	9.03	
18	31.83	30.68	35.56	25.35	24.04	19.32	31.53	23.08	31.14	27.20	38.80	49.39	10.00	15.86	13.30	9.70	12.83	
19	49.99	44.51	55.50	38.49	39.87	33.77	52.49	29.76	44.36	42.55	61.33	62.00	14.42	23.06	20.89	14.04	17.93	
20	73.39	68.10	72.30	60.82	60.65	57.98	79.07	38.83	63.58	64.00	79.04	75.47	24.02	34.34	34.82	21.12	31.61	
21	86.99	86.38	90.52	82.75	75.18	77.98	93.70	52.88	80.62	78.57	92.21	86.80	38.72	52.71	54.58	31.76	48.66	
22	94.92	95.55	96.52	94.72	85.99	90.16	98.26	71.24	92.39	89.17	97.54	93.85	56.63	70.07	74.43	42.25	66.38	
23	98.42	99.00	98.96	98.84	94.13	96.96	99.50	87.26	97.42	95.59	99.62	97.51	71.45	84.44	88.21	59.50	82.94	
24	99.47	99.69	99.66	99.73	97.75	98.83	99.83	94.01	99.16	98.14	99.90	98.85	81.69	91.72	94.15	71.95	90.73	
25	99.84	99.95	99.92	99.97	99.56	99.87	100.00	98.65	99.92	99.61	99.96	99.72	90.80	97.02	97.90	85.61	96.54	
26	99.91	100.00	100.00	100.00	99.79	100.00	100.00	99.84	99.95	99.97	100.00	99.87	94.74	98.80	99.34	92.51	98.48	
27	100.00	100.00	100.00	100.00	99.92	100.00	100.00	99.96	100.00	100.00	100.00	99.87	98.07	99.77	99.93	97.10	99.68	
28	100.00	100.00	100.00	100.00	99.96	100.00	100.00	100.00	100.00	100.00	100.00	100.00	99.41	99.96	100.00	98.94	100.00	
29	100.00	100.00	100.00	100.00	99.96	100.00	100.00	100.00	100.00	100.00	100.00	100.00	99.77	100.00	100.00	99.53	100.00	
30	100.00	100.00	100.00	100.00	100.00	100.00	100.00	100.00	100.00	100.00	100.00	100.00	99.91	100.00	100.00	99.84	100.00	
31	100.00	100.00	100.00	100.00	100.00	100.00	100.00	100.00	100.00	100.00	100.00	100.00	100.00	100.00	100.00	99.94	100.00	
32	100.00	100.00	100.00	100.00	100.00	100.00	100.00	100.00	100.00	100.00	100.00	100.00	100.00	100.00	100.00	100.00	100.00	

¹ SS ft is -17R, -20R, OR -16R FOR RUNNER, VIRGINIA OR SPANISH MARKET TYPES, RESPECTIVELY



LOCATION 20 UPPT 2009 SEED COUNT/POUND TABLE

FLORUNNER

Weight of 100 seed

	Wt (g)	Wt of 1 seed	Count/lb
Jumbo	71.2	0.712	637
Medium	53.0	0.530	856
Number 1	36.8	0.368	1233
Splits	23.6	0.236	1922

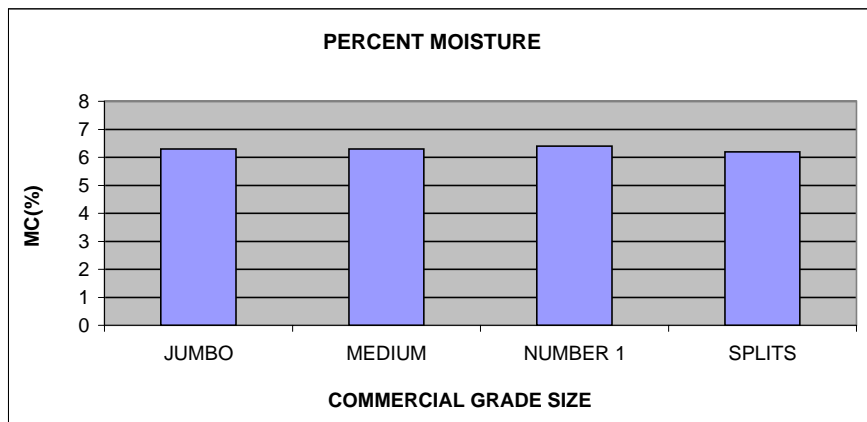
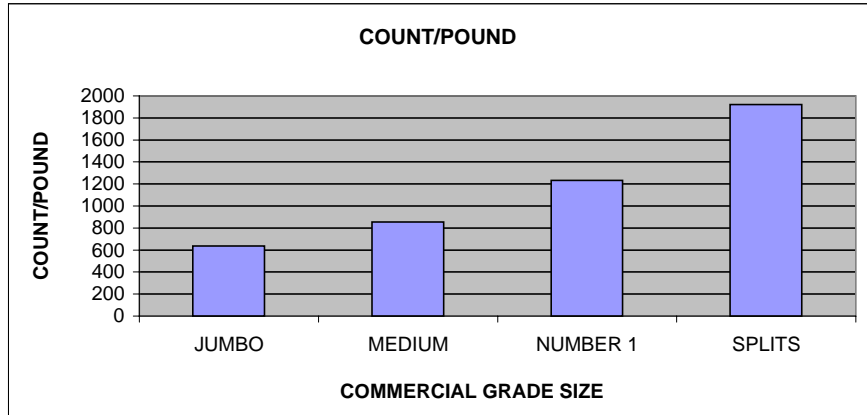
LOCATION 20 SEED MOISTURE CONTENT TABLE

FLORUNNER

GAC 2000 Percent Moisture & Density

	MC*	kg/hl
Jumbo	6.3	57.9
Medium	6.3	60.9
Number 1	6.4	62.8
Splits	6.2	57.5

* NA INDICATES THAT THERE WAS NOT ENOUGH MATERIAL FOR THE GAC 2000 TO READ



LOCATION 20 UPPT 2009 SEED COUNT/POUND TABLE

UF 09302

Weight of 100 seed

	Wt (g)	Wt of 1 seed	Count/lb
Jumbo	67.0	0.670	677
Medium	51.4	0.514	882
Number 1	37.6	0.376	1206
Splits	21.8	0.218	2081

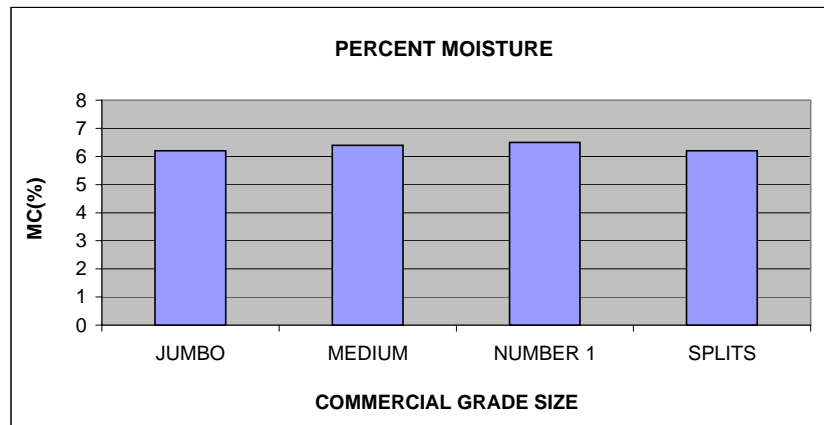
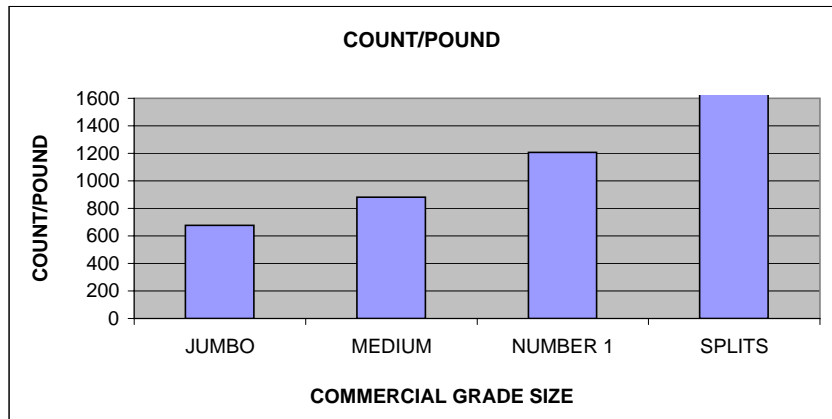
LOCATION 20 SEED MOISTURE CONTENT TABLE

UF 09302

GAC 2000 Percent Moisture & Density

	MC*	kg/hl
Jumbo	6.2	58.8
Medium	6.4	61.8
Number 1	6.5	63.9
Splits	6.2	56.4

* NA INDICATES THAT THERE WAS NOT ENOUGH MATERIAL FOR THE GAC 2000 TO READ



LOCATION 20 UPPT 2009 SEED COUNT/POUND TABLE

UF 08301

Weight of 100 seed

	Wt (g)	Wt of 1 seed	Count/lb
Jumbo	68.8	0.688	659
Medium	58.6	0.586	774
Number 1	42.2	0.422	1075
Splits	24.8	0.248	1829

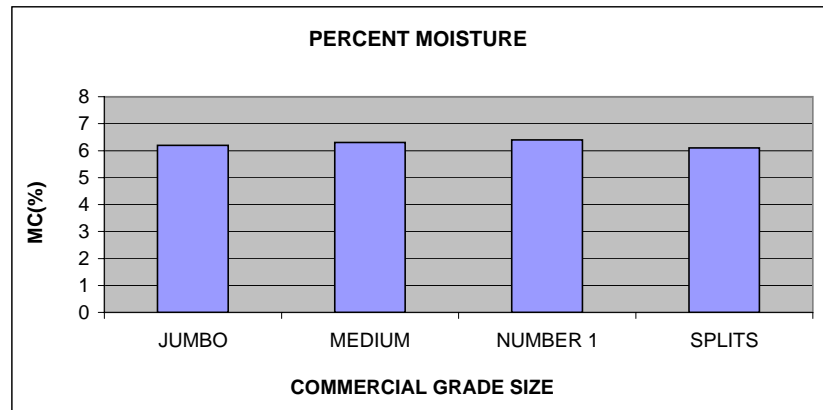
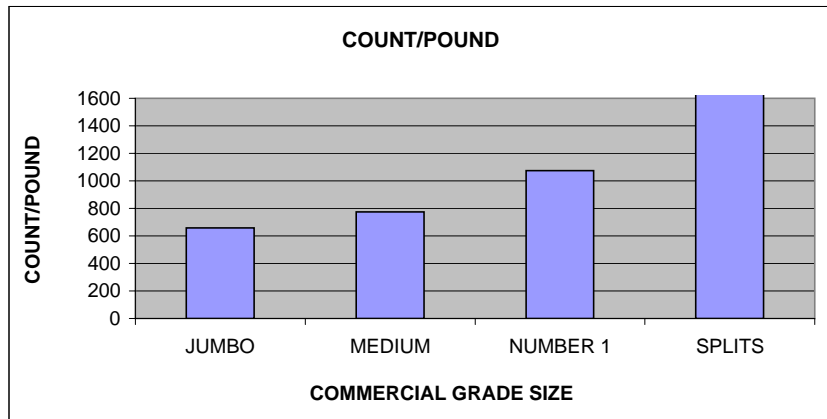
LOCATION 20 SEED MOISTURE CONTENT TABLE

UF 08301

GAC 2000 Percent Moisture & Density

	MC*	kg/hl
Jumbo	6.2	58.8
Medium	6.3	60.0
Number 1	6.4	62.2
Splits	6.1	56.9

* NA INDICATES THAT THERE WAS NOT ENOUGH MATERIAL FOR THE GAC 2000 TO READ



LOCATION 20 UPPT 2009 SEED COUNT/POUND TABLE

UF 09303

Weight of 100 seed

	Wt (g)	Wt of 1 seed	Count/lb
Jumbo	71.0	0.710	639
Medium	56.4	0.564	804
Number 1	36.8	0.368	1233
Splits	22.6	0.226	2007

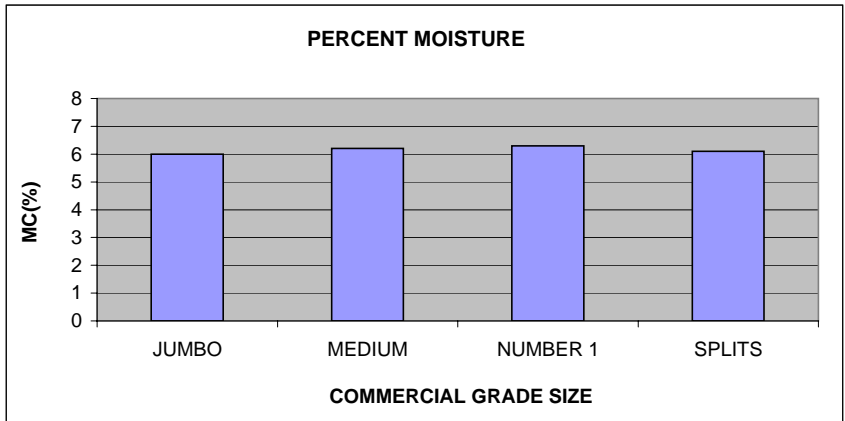
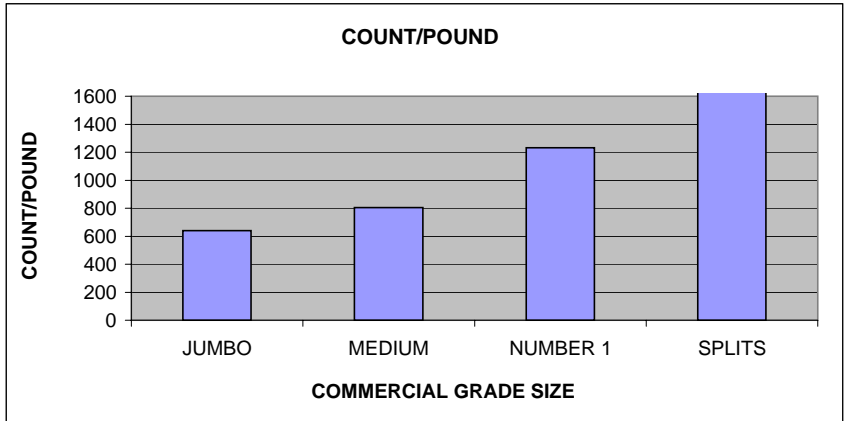
LOCATION 20 SEED MOISTURE CONTENT TABLE

UF 09303

GAC 2000 Percent Moisture & Density

	MC*	kg/hl
Jumbo	6.0	60.4
Medium	6.2	62.6
Number 1	6.3	63.3
Splits	6.1	58.5

* NA INDICATES THAT THERE WAS NOT ENOUGH MATERIAL FOR THE GAC 2000 TO READ



LOCATION 20 UPPT 2009 SEED COUNT/POUND TABLE

GA 052619

Weight of 100 seed

	Wt (g)	Wt of 1 seed	Count/lb
Jumbo	66.0	0.660	687
Medium	53.0	0.530	856
Number 1	38.8	0.388	1169
Splits	24.8	0.248	1829

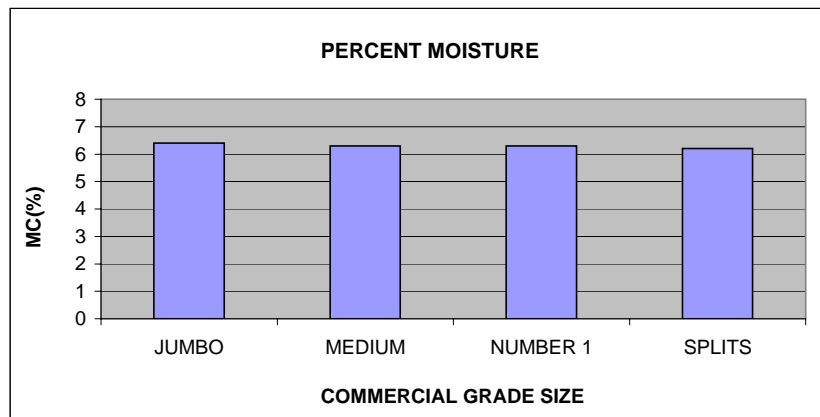
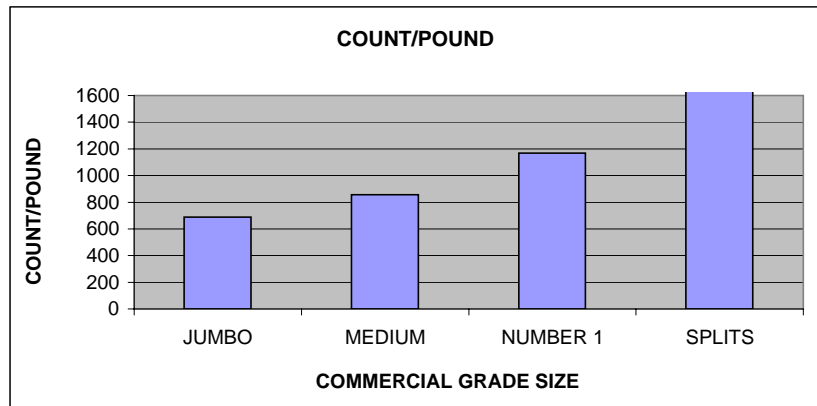
LOCATION 20 SEED MOISTURE CONTENT TABLE

GA 052619

GAC 2000 Percent Moisture & Density

	MC*	kg/hl
Jumbo	6.4	53.7
Medium	6.3	62.6
Number 1	6.3	58.0
Splits	6.2	58.5

* NA INDICATES THAT THERE WAS NOT ENOUGH MATERIAL FOR THE GAC 2000 TO READ



LOCATION 20 UPPT 2009 SEED COUNT/POUND TABLE

GA 052621

Weight of 100 seed

	Wt (g)	Wt of 1 seed	Count/lb
Jumbo	73.8	0.738	615
Medium	58.4	0.584	777
Number 1	39.2	0.392	1157
Splits	28.4	0.284	1597

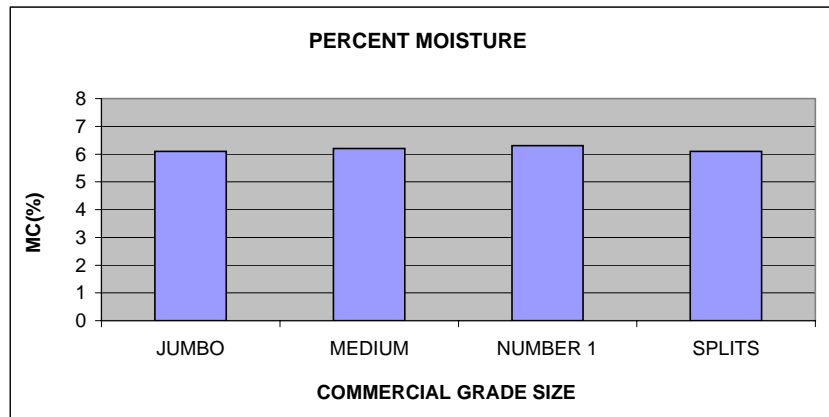
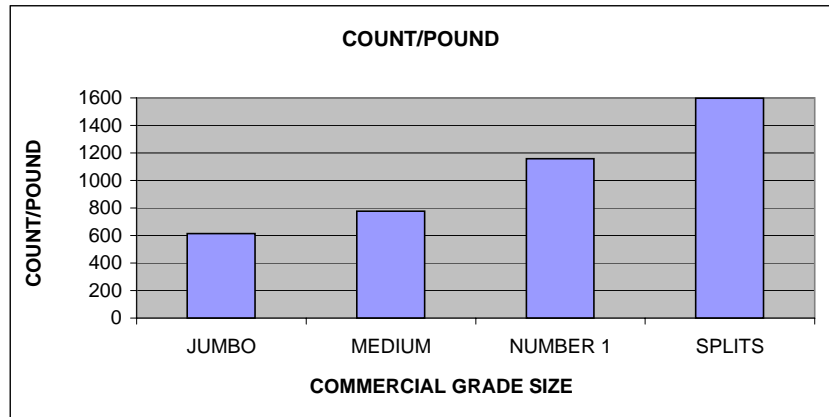
LOCATION 20 SEED MOISTURE CONTENT TABLE

GA 052621

GAC 2000 Percent Moisture & Density

	MC*	kg/hl
Jumbo	6.1	59.3
Medium	6.2	63.0
Number 1	6.3	56.1
Splits	6.1	58.9

* NA INDICATES THAT THERE WAS NOT ENOUGH MATERIAL FOR THE GAC 2000 TO READ



LOCATION 20 UPPT 2009 SEED COUNT/POUND TABLE

GA 052675

Weight of 100 seed

	Wt (g)	Wt of 1 seed	Count/lb
Jumbo	64.4	0.644	704
Medium	51.6	0.516	879
Number 1	33.0	0.330	1375
Splits	22.2	0.222	2043

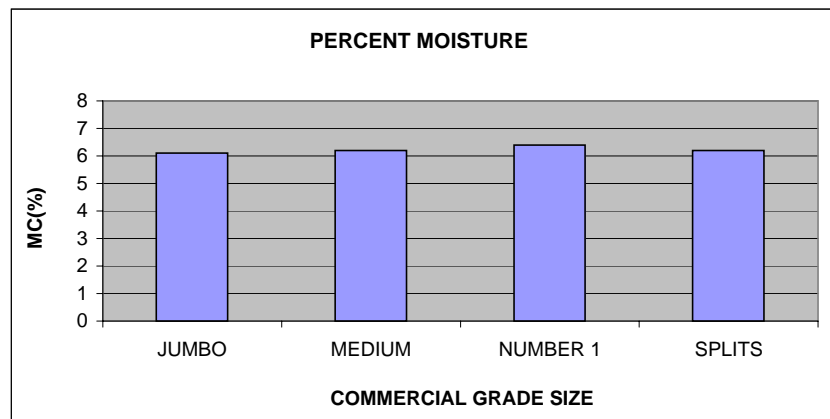
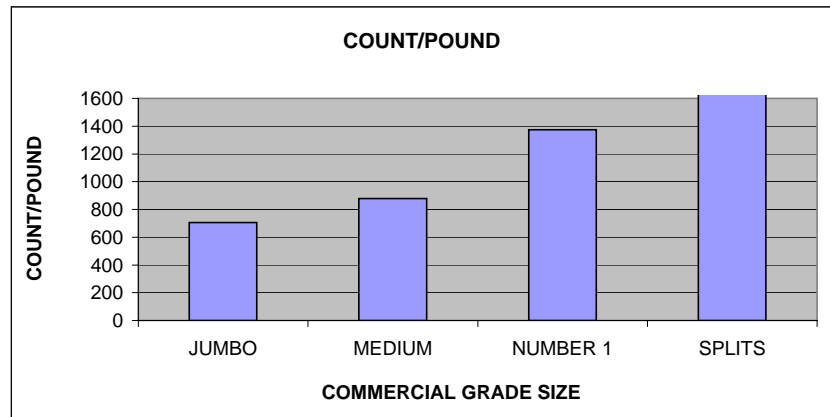
LOCATION 20 SEED MOISTURE CONTENT TABLE

GA 052675

GAC 2000 Percent Moisture & Density

	MC*	kg/hl
Jumbo	6.1	58.9
Medium	6.2	61.3
Number 1	6.4	63.8
Splits	6.2	58.3

* NA INDICATES THAT THERE WAS NOT ENOUGH MATERIAL FOR THE GAC 2000 TO READ



LOCATION 20 UPPT 2009 SEED COUNT/POUND TABLE

P/T 09-01

Weight of 100 seed

	Wt (g)	Wt of 1 seed	Count/lb
Jumbo	74.4	0.744	610
Medium	51.2	0.512	886
Number 1	38.8	0.388	1169
Splits	29.6	0.296	1532

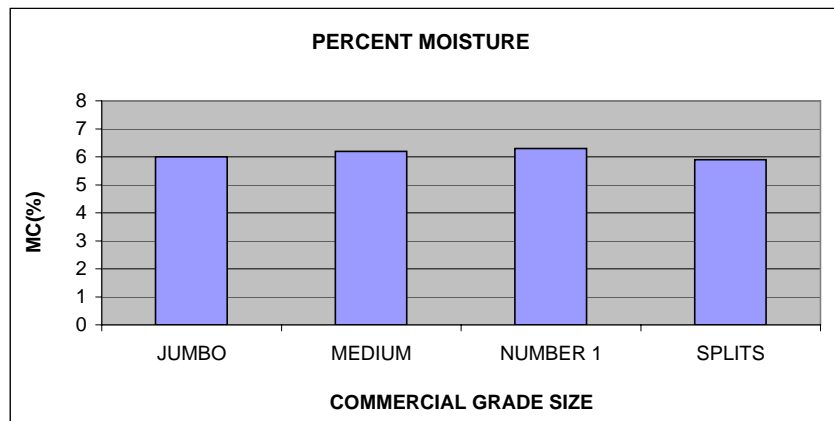
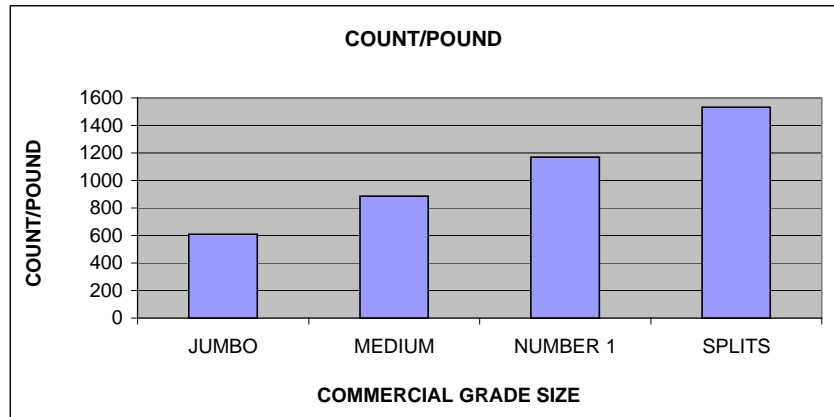
LOCATION 20 SEED MOISTURE CONTENT TABLE

P/T 09-01

GAC 2000 Percent Moisture & Density

	MC*	kg/hl
Jumbo	6.0	57.8
Medium	6.2	61.1
Number 1	6.3	61.7
Splits	5.9	55.6

* NA INDICATES THAT THERE WAS NOT ENOUGH MATERIAL FOR THE GAC 2000 TO READ



LOCATION 20 UPPT 2009 SEED COUNT/POUND TABLE

P/T 09-02

Weight of 100 seed

	Wt (g)	Wt of 1 seed	Count/lb
Jumbo	66.2	0.662	685
Medium	53.4	0.534	849
Number 1	38.2	0.382	1187
Splits	23.2	0.232	1955

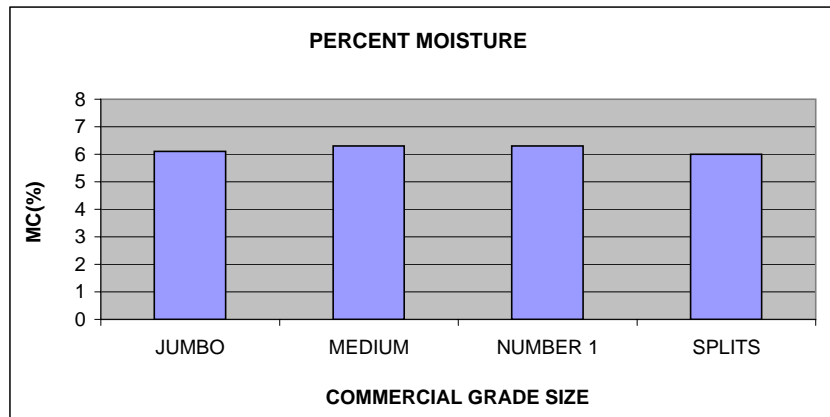
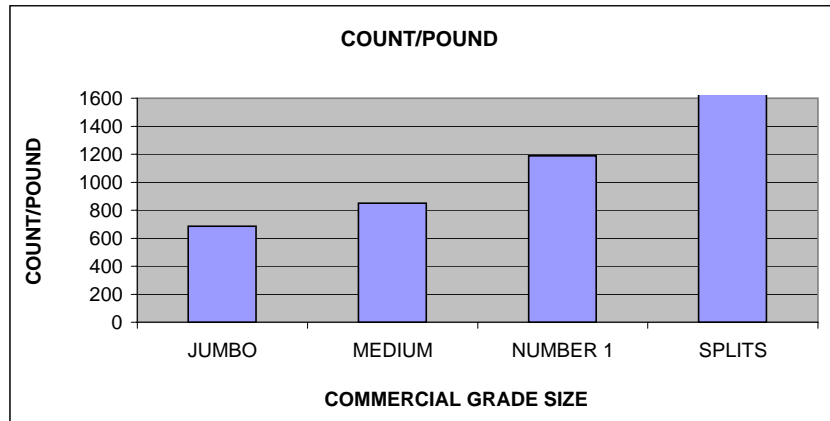
LOCATION 20 SEED MOISTURE CONTENT TABLE

P/T 09-02

GAC 2000 Percent Moisture & Density

	MC*	kg/hl
Jumbo	6.1	60.7
Medium	6.3	N/A
Number 1	6.3	58.9
Splits	6.0	56.2

* NA INDICATES THAT THERE WAS NOT ENOUGH MATERIAL FOR THE GAC 2000 TO READ



LOCATION 20 UPPT 2009 SEED COUNT/POUND TABLE

EXP 27-1516

Weight of 100 seed

	Wt (g)	Wt of 1 seed	Count/lb
Jumbo	75.4	0.754	602
Medium	59.6	0.596	761
Number 1	45.0	0.450	1008
Splits	29.0	0.290	1564

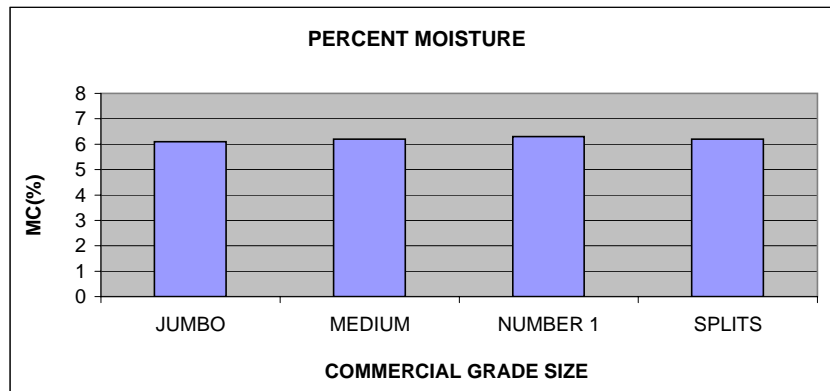
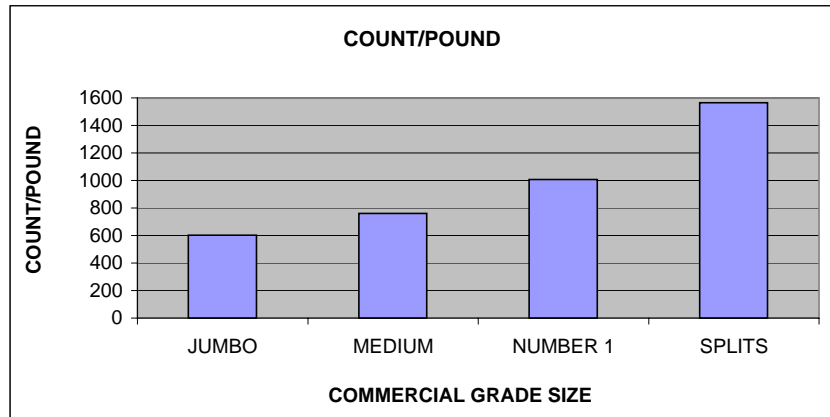
LOCATION 20 SEED MOISTURE CONTENT TABLE

EXP 27-1516

GAC 2000 Percent Moisture & Density

	MC*	kg/hl
Jumbo	6.1	59.2
Medium	6.2	61.8
Number 1	6.3	60.9
Splits	6.2	58.1

* NA INDICATES THAT THERE WAS NOT ENOUGH MATERIAL FOR THE GAC 2000 TO READ



LOCATION 20 UPPT 2009 SEED COUNT/POUND TABLE

TXL061821

Weight of 100 seed

	Wt (g)	Wt of 1 seed	Count/lb
Jumbo	74.6	0.746	608
Medium	63.8	0.638	711
Number 1	48.6	0.486	933
Splits	28.6	0.286	1586

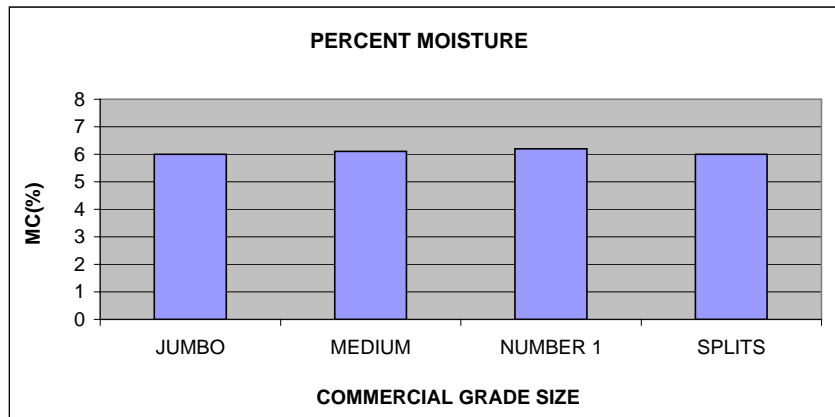
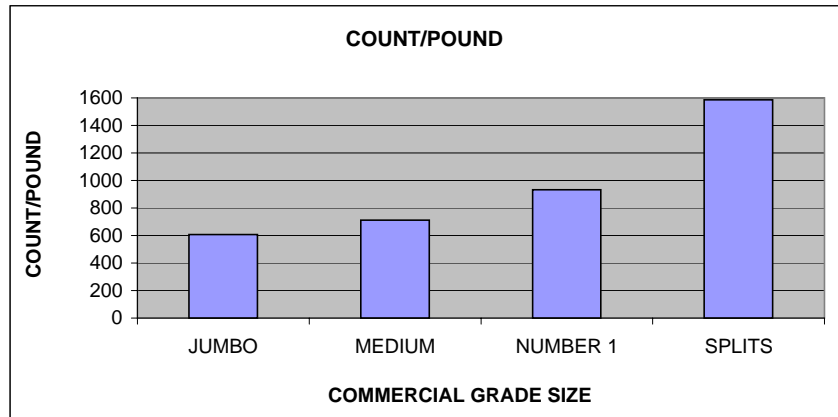
LOCATION 20 SEED MOISTURE CONTENT TABLE

TXL061821

GAC 2000 Percent Moisture & Density

	MC*	kg/hl
Jumbo	6.0	58.6
Medium	6.1	61.1
Number 1	6.2	61.5
Splits	6.0	55.9

* NA INDICATES THAT THERE WAS NOT ENOUGH MATERIAL FOR THE GAC 2000 TO READ



LOCATION 20 UPPT 2009 SEED COUNT/POUND TABLE

TXL061816

Weight of 100 seed

	Wt (g)	Wt of 1 seed	Count/lb
Jumbo	69.2	0.692	655
Medium	51.6	0.516	879
Number 1	40.8	0.408	1112
Splits	22.0	0.220	2062

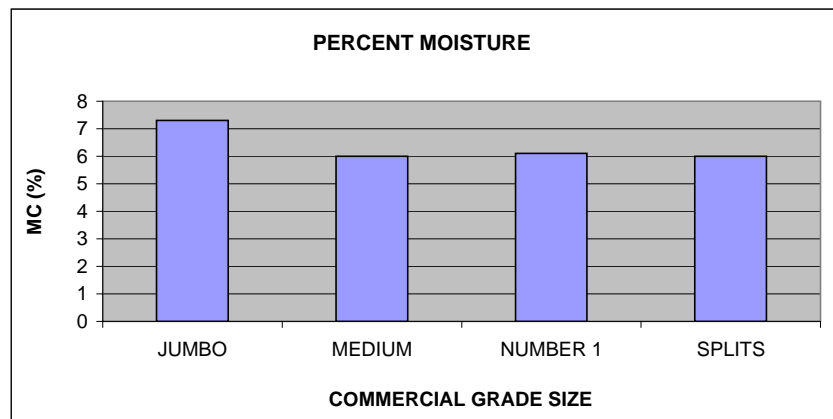
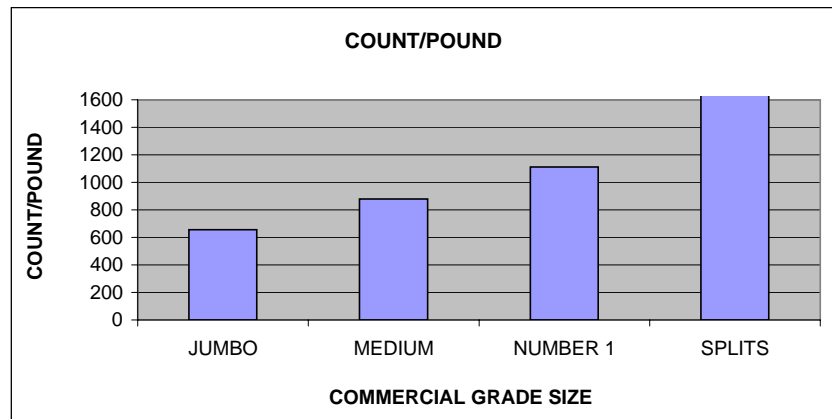
LOCATION 20 SEED MOISTURE CONTENT TABLE

TXL061816

GAC 2000 Percent Moisture & Density

	MC*	kg/hl
Jumbo	7.3	45.2
Medium	6.0	60.2
Number 1	6.1	61.9
Splits	6.0	56.9

* NA INDICATES THAT THERE WAS NOT ENOUGH MATERIAL FOR THE GAC 2000 TO READ



LOCATION 20 UPPT 2009 SEED COUNT/POUND TABLE

NC 7

Weight of 100 seed

	Wt (g)	Wt of 1 seed	Count/lb
Elk	104.4	1.044	434
Medium	60.0	0.600	756
Number 1	38.0	0.380	1194
Splits	43.8	0.438	1036

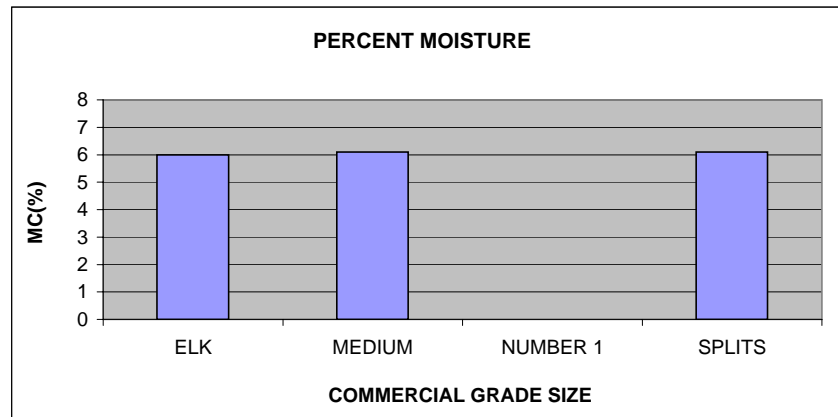
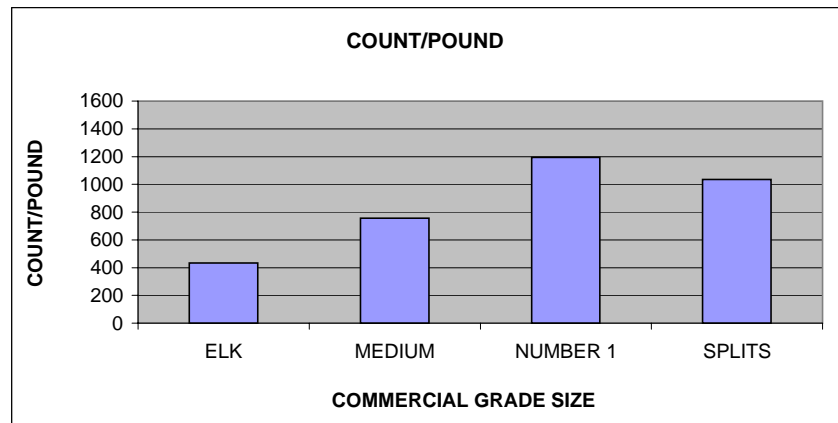
LOCATION 20 SEED MOISTURE CONTENT TABLE

NC 7

GAC 2000 Percent Moisture & Density

	MC*	kg/hl
Elk	6.0	59.9
Medium	6.1	52.6
Number 1	N/A	N/A
Splits	6.1	54.4

* NA INDICATES THAT THERE WAS NOT ENOUGH MATERIAL FOR THE GAC 2000 TO READ



LOCATION 20 UPPT 2009 SEED COUNT/POUND TABLE

N05006

Weight of 100 seed

	Wt (g)	Wt of 1 seed	Count/lb
Elk	87.0	0.870	521
Medium	57.4	0.574	790
Number 1	36.8	0.368	1233
Splits	40.0	0.400	1134

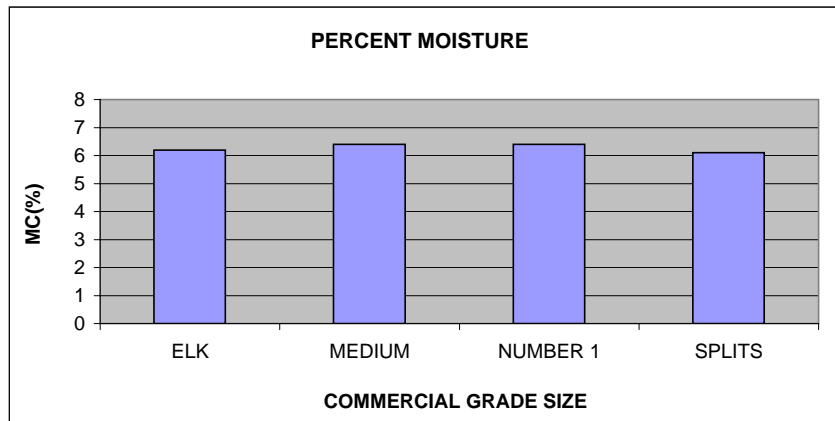
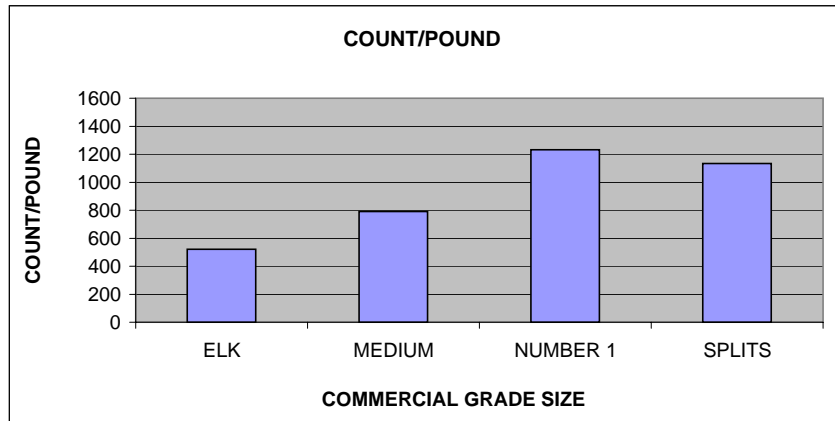
LOCATION 20 SEED MOISTURE CONTENT TABLE

N05006

GAC 2000 Percent Moisture & Density

	MC*	kg/hl
Elk	6.2	57.4
Medium	6.4	61.4
Number 1	6.4	58.2
Splits	6.1	55.1

* NA INDICATES THAT THERE WAS NOT ENOUGH MATERIAL FOR THE GAC 2000 TO READ



LOCATION 20 UPPT 2009 SEED COUNT/POUND TABLE

N05008

Weight of 100 seed

	Wt (g)	Wt of 1 seed	Count/lb
Elk	96.8	0.968	469
Medium	62.0	0.620	732
Number 1	42.6	0.426	1065
Splits	45.4	0.454	999

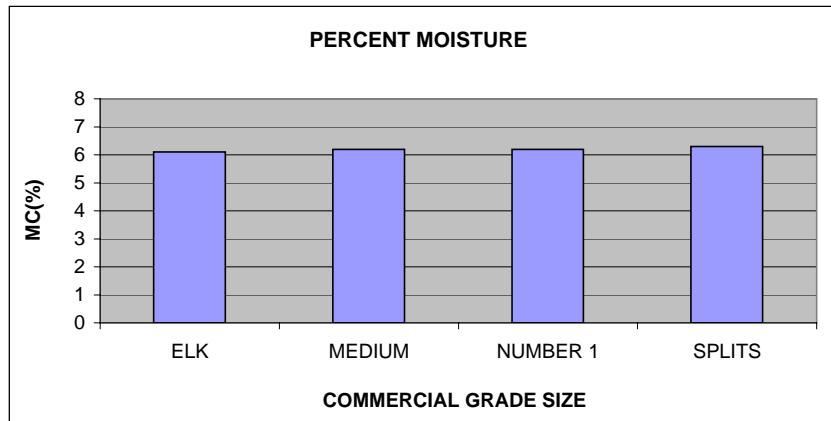
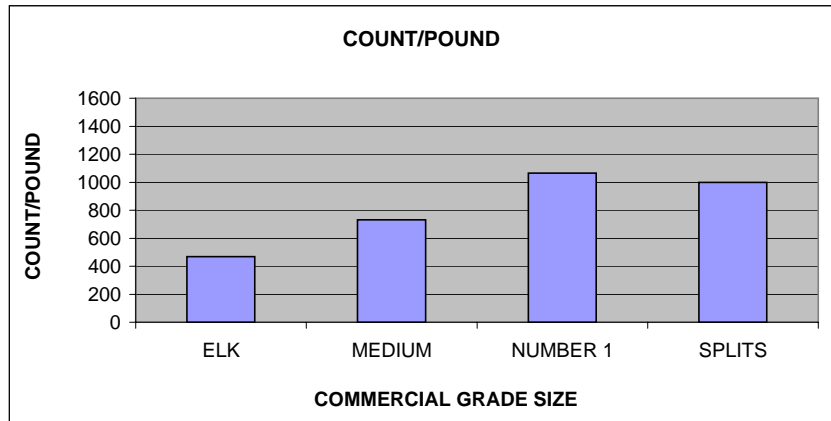
LOCATION 20 SEED MOISTURE CONTENT TABLE

N05008

GAC 2000 Percent Moisture & Density

	MC*	kg/hl
Elk	6.1	57.0
Medium	6.2	60.7
Number 1	6.2	N/A
Splits	6.3	51.4

* NA INDICATES THAT THERE WAS NOT ENOUGH MATERIAL FOR THE GAC 2000 TO READ



LOCATION 20 UPPT 2009 SEED COUNT/POUND TABLE

N05024J

Weight of 100 seed

	Wt (g)	Wt of 1 seed	Count/lb
Elk	111.8	1.118	406
Medium	59.4	0.594	764
Number 1	40.4	0.404	1123
Splits	51.4	0.514	882

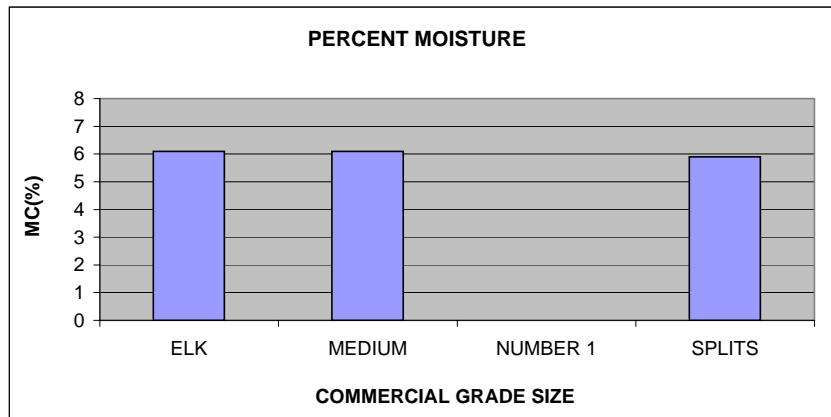
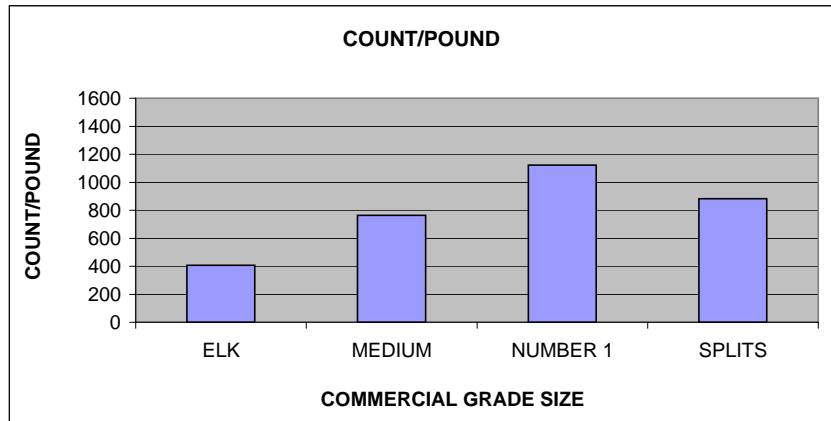
LOCATION 20 SEED MOISTURE CONTENT TABLE

N05024J

GAC 2000 Percent Moisture & Density

	MC*	kg/hl
Elk	6.1	55.1
Medium	6.1	57.7
Number 1	N/A	N/A
Splits	5.9	55.5

* NA INDICATES THAT THERE WAS NOT ENOUGH MATERIAL FOR THE GAC 2000 TO READ



LOCATION 20 UPPT 2009 SEED COUNT/POUND TABLE

VT 003194

Weight of 100 seed

	Wt (g)	Wt of 1 seed	Count/lb
Elk	92.6	0.926	490
Medium	64.4	0.644	704
Number 1	43.2	0.432	1050
Splits	40.6	0.406	1117

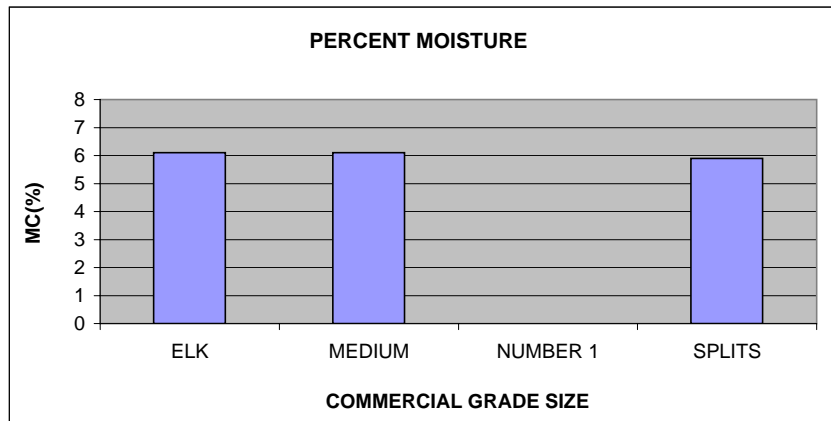
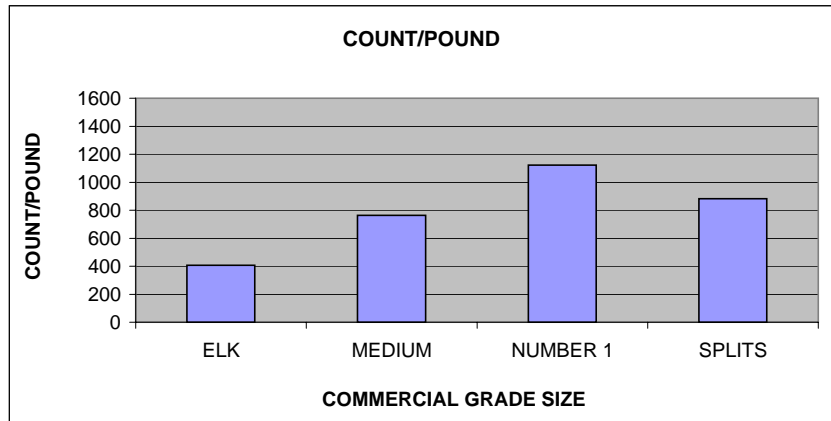
LOCATION 20 SEED MOISTURE CONTENT TABLE

VT 003194

GAC 2000 Percent Moisture & Density

	MC*	kg/hl
Elk	6.0	56.9
Medium	6.1	59.9
Number 1	N/A	N/A
Splits	5.8	53.6

* NA INDICATES THAT THERE WAS NOT ENOUGH MATERIAL FOR THE GAC 2000 TO READ



LOCATION 20 UPPT 2009 SHELLING DATA

VARIETY: FLORUNNER DATE: MAR. 3, 2010

STAGE	GRATE		WEIGHT	TIME
1st	29	initial	5600.0	96 sec.
		grams shelled / min	1927.4	
2nd	26	unshelled	2516.2	105 sec.
		grams shelled / min	893.3	
3rd	23	unshelled	953.0	105 sec.
		grams shelled / min	352.6	
4th	20	unshelled	336.0	75 sec.
		grams shelled / min	228.0	
5th	17	unshelled	51.0	16 sec.
		grams shelled / min	191.3	
6th				
Final grams unshelled			0.0	
Total grams shelled			5600.0	6.62 min.
Total grams shelled / min			846.3	
HULLS			1138.4	

VARIETY: UF 09302 DATE: MAR. 3, 2010

GRATE		WEIGHT	TIME	
28	initial	4946.0	107 sec.	
	grams shelled / min	1930.8		
25	unshelled	1502.8	79 sec.	
	grams shelled / min	901.1		
22	unshelled	316.4	75 sec.	
	grams shelled / min	229.3		
19	unshelled	29.8	9 sec.	
	grams shelled / min	198.7		
Final grams unshelled			0.0	
Total grams shelled			4946.0	4.50 min.
Total grams shelled / min			1099.1	
HULLS			1300.8	

VARIETY: UF 08301 DATE: MAR. 3, 2010

STAGE	GRATE		WEIGHT	TIME
1st	28	initial	5130.6	110 sec.
		grams shelled / min	1852.1	
2nd	25	unshelled	1735.0	84 sec.
		grams shelled / min	774.1	
3rd	22	unshelled	651.2	95 sec.
		grams shelled / min	297.1	
4th	19	unshelled	180.8	45 sec.
		grams shelled / min	237.9	
5th	16	unshelled	2.4	7 sec.
		grams shelled / min	20.6	
6th				
Final grams unshelled			0.0	
Total grams shelled			5130.6	5.68 min.
Total grams shelled / min			902.7	
HULLS			1162.4	

VARIETY: UF 09303 DATE: MAR. 3, 2010

GRATE		WEIGHT	TIME	
27	initial	5144.0	130 sec.	
	grams shelled / min	1451.8		
24	unshelled	1998.4	142 sec.	
	grams shelled / min	519.2		
21	unshelled	769.6	132 sec.	
	grams shelled / min	271.3		
18	unshelled	172.8	39 sec.	
	grams shelled / min	255.7		
16	unshelled	6.6	11 sec.	
	grams shelled / min	36.0		
Final grams unshelled			0.0	
Total grams shelled			5144.0	7.57 min.
Total grams shelled / min			679.8	
HULLS			1150.4	

VARIETY: GA 052619 DATE: MAR. 3, 2010

STAGE	GRATE		WEIGHT	TIME
1st	30	initial	4880.6	80 sec.
		grams shelled / min	2027.4	
2nd	27	unshelled	2177.4	73 sec.
		grams shelled / min	1047.0	
3rd	24	unshelled	903.6	79 sec.
		grams shelled / min	484.4	
4th	21	unshelled	265.8	52 sec.
		grams shelled / min	283.4	
5th	18	unshelled	20.2	12 sec.
		grams shelled / min	101.0	
6th				
Final grams unshelled			0.0	
Total grams shelled			4880.6	4.93 min.
Total grams shelled / min			989.3	
HULLS			1037.0	

VARIETY: GA 052621 DATE: MAR. 4, 2010

GRATE		WEIGHT	TIME	
28	initial	4765.6	93 sec.	
	grams shelled / min	2036.0		
25	unshelled	1609.8	79 sec.	
	grams shelled / min	898.8		
22	unshelled	426.4	94 sec.	
	grams shelled / min	235.3		
19	unshelled	57.8	19 sec.	
	grams shelled / min	182.5		
Final grams unshelled			0.0	
Total grams shelled			4765.6	4.75 min.
Total grams shelled / min			1003.3	
HULLS			1008.8	

LOCATION 20 UPPT 2009 SHELLING DATA

VARIETY: GA 052675

DATE: MAR. 4, 2010

STAGE	GRATE		WEIGHT	TIME
1st	28	initial	5296.0	99 sec.
		grams shelled / min	1920.4	
2nd	25	unshelled	2127.4	90 sec.
		grams shelled / min	919.7	
3rd	22	unshelled	747.8	79 sec.
		grams shelled / min	371.2	
4th	19	unshelled	259.0	63 sec.
		grams shelled / min	244.6	
5th	16	unshelled	2.2	5 sec.
		grams shelled / min	26.4	
6th				
Final grams unshelled			0.0	
Total grams shelled			5296.0	5.60 min.
Total grams shelled / min			945.7	
HULLS			1170.4	

VARIETY: P/T 09-01

DATE: MAR. 4, 2010

STAGE	GRATE		WEIGHT	TIME
1st	29	initial	4177.0	109 sec.
		grams shelled / min	1930.5	
2nd	26	unshelled	670.0	73 sec.
		grams shelled / min	468.3	
3rd	23	unshelled	100.2	17 sec.
		grams shelled / min	333.9	
4th	20	unshelled	5.6	7 sec.
		grams shelled / min	48.0	
5th				
6th				
Final grams unshelled			0.0	
Total grams shelled			4177.0	3.43 min.
Total grams shelled / min			1216.6	
HULLS			1261.2	

VARIETY: P/T 09-02

DATE: MAR. 4, 2010

STAGE	GRATE		WEIGHT	TIME
1st	29	initial	3758.0	77 sec.
		grams shelled / min	1736.6	
2nd	26	unshelled	1529.4	118 sec.
		grams shelled / min	548.9	
3rd	23	unshelled	449.8	80 sec.
		grams shelled / min	289.2	
4th	20	unshelled	64.2	11 sec.
		grams shelled / min	331.6	
5th	17	unshelled	3.4	7 sec.
		grams shelled / min	29.1	
6th				
Final grams unshelled			0.0	
Total grams shelled			3758.0	4.88 min.
Total grams shelled / min			769.6	
HULLS			1066.0	

VARIETY: EXP 27-1516

DATE: MAR. 4, 2010

STAGE	GRATE		WEIGHT	TIME
1st	29	initial	4945.6	117 sec.
		grams shelled / min	2100.4	
2nd	26	unshelled	849.8	74 sec.
		grams shelled / min	575.0	
3rd	23	unshelled	140.6	22 sec.
		grams shelled / min	348.0	
4th	20	unshelled	13.0	9 sec.
		grams shelled / min	86.7	
5th				
6th				
Final grams unshelled			0.0	
Total grams shelled			4945.6	3.70 min.
Total grams shelled / min			1336.6	
HULLS			1210.0	

VARIETY: TXL061821

DATE: MAR. 4, 2010

STAGE	GRATE		WEIGHT	TIME
1st	28	initial	4371.0	111 sec.
		grams shelled / min	1890.1	
2nd	25	unshelled	874.4	64 sec.
		grams shelled / min	608.4	
3rd	22	unshelled	225.4	38 sec.
		grams shelled / min	306.6	
4th	19	unshelled	31.2	9 sec.
		grams shelled / min	208.0	
5th				
6th				
Final grams unshelled			0.0	
Total grams shelled			4371.0	3.70 min.
Total grams shelled / min			1181.4	
HULLS			1033.2	

VARIETY: TXL061816

DATE: MAR. 4, 2010

STAGE	GRATE		WEIGHT	TIME
1st	30	initial	2416.6	55 sec.
		grams shelled / min	1305.2	
2nd	27	unshelled	1220.2	53 sec.
		grams shelled / min	655.0	
3rd	24	unshelled	641.6	59 sec.
		grams shelled / min	408.6	
4th	21	unshelled	239.8	44 sec.
		grams shelled / min	268.9	
5th	18	unshelled	42.6	11 sec.
		grams shelled / min	221.5	
6th	16	unshelled	2.0	5 sec.
		grams shelled / min	24.0	
Final grams unshelled			0.0	
Total grams shelled			2416.6	3.78 min.
Total grams shelled / min			638.7	
HULLS			577.0	

LOCATION 20 UPPT 2009 SHELLING DATA

VARIETY: NC 7

DATE: MAR. 4, 2010

STAGE	GRATE		WEIGHT	TIME
1st	32	initial	4588.6	87 sec.
		grams shelled / min	2339.3	
2nd	29	unshelled	1196.6	55 sec.
		grams shelled / min	972.9	
3rd	26	unshelled	304.8	46 sec.
		grams shelled / min	318.0	
4th	23	unshelled	61.0	10 sec.
		grams shelled / min	300.0	
5th	20	unshelled	11.0	5 sec.
		grams shelled / min	132.0	
6th				
Final grams unshelled			0.0	
Total grams shelled			4588.6	3.38 min.
Total grams shelled / min			1356.2	
HULLS			1154.0	

VARIETY: N05006

DATE: MAR. 4, 2010

STAGE	GRATE		WEIGHT	TIME
1st	30	initial	4535.0	115 sec.
		grams shelled / min	2164.3	
2nd	27	unshelled	386.8	44 sec.
		grams shelled / min	347.7	
3rd	24	unshelled	131.8	25 sec.
		grams shelled / min	255.4	
4th	21	unshelled	25.4	6 sec.
		grams shelled / min	238.0	
5th	18	unshelled	1.6	5 sec.
		grams shelled / min	19.2	
6th				
Final grams unshelled			0.0	
Total grams shelled			4535.0	3.25 min.
Total grams shelled / min			1395.4	
HULLS			1245.0	

VARIETY: N05008

DATE: MAR. 4, 2010

STAGE	GRATE		WEIGHT	TIME
1st	29	initial	4548.2	126 sec.
		grams shelled / min	2029.6	
2nd	26	unshelled	286.0	47 sec.
		grams shelled / min	290.0	
3rd	23	unshelled	58.8	15 sec.
		grams shelled / min	191.2	
4th	20	unshelled	11.0	7 sec.
		grams shelled / min	94.3	
5th				
6th				
Final grams unshelled			0.0	
Total grams shelled			4548.2	3.25 min.
Total grams shelled / min			1399.4	
HULLS			1163.6	

VARIETY: N05024J

DATE: MAR. 4, 2010

STAGE	GRATE		WEIGHT	TIME
1st	32	initial	4421.2	121 sec.
		grams shelled / min	1975.5	
2nd	29	unshelled	437.2	39 sec.
		grams shelled / min	377.8	
3rd	26	unshelled	191.6	37 sec.
		grams shelled / min	245.8	
4th	23	unshelled	40.0	11 sec.
		grams shelled / min	182.2	
5th	20	unshelled	6.6	5 sec.
		grams shelled / min	79.2	
6th				
Final grams unshelled			0.0	
Total grams shelled			4421.2	3.55 min.
Total grams shelled / min			1245.4	
HULLS			1179.6	

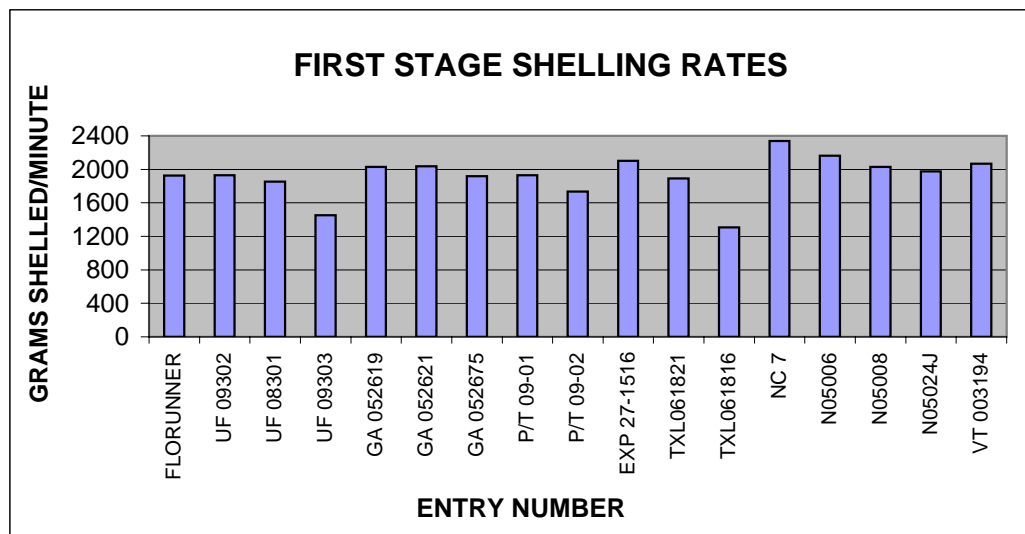
VARIETY: VT 003194

DATE: MAR. 4, 2010

STAGE	GRATE		WEIGHT	TIME
1st	31	initial	4672.0	127 sec.
		grams shelled / min	2066.6	
2nd	28	unshelled	297.8	40 sec.
		grams shelled / min	265.5	
3rd	25	unshelled	120.8	22 sec.
		grams shelled / min	237.3	
4th	22	unshelled	33.8	10 sec.
		grams shelled / min	182.4	
5th	19	unshelled	3.4	5 sec.
		grams shelled / min	40.8	
6th				
Final grams unshelled			0.0	
Total grams shelled			4672.0	3.40 min.
Total grams shelled / min			1374.1	
HULLS			1205.6	

LOCATION 20 UPPT 2009 FIRST STAGE SHELLING RATES

<u>ENTRY NUMBER</u>	<u>GRAMS SHELLED / MINUTE</u>
FLORUNNER	1927.4
UF 09302	1930.8
UF 08301	1852.1
UF 09303	1451.8
GA 052619	2027.4
GA 052621	2036.0
GA 052675	1920.4
P/T 09-01	1930.5
P/T 09-02	1736.6
EXP 27-1516	2100.4
TXL061821	1890.1
TXL061816	1305.2
NC 7	2339.3
N05006	2164.3
N05008	2029.6
N05024J	1975.5
VT 003194	2066.6



LOCATION 25 UPPT 2009 POD BULK DENSITY TABLE

FLORUNNER

BULK DENSITY	Kg	cm	Kg/m ³
	6.70	22.88	315.33

UF 08301

BULK DENSITY	Kg	cm	Kg/m ³
	6.63	23.10	308.73

GA 052619

BULK DENSITY	Kg	cm	Kg/m ³
	6.54	21.10	333.60

GA 052675

BULK DENSITY	Kg	cm	Kg/m ³
	6.71	21.90	330.02

P/T 09-02

BULK DENSITY	Kg	cm	Kg/m ³
	4.67	17.75	283.48

TXL061821

BULK DENSITY	Kg	cm	Kg/m ³
	5.84	21.95	286.28

NC 7

BULK DENSITY	Kg	cm	Kg/m ³
	6.70	27.38	263.55

N05008

BULK DENSITY	Kg	cm	Kg/m ³
	5.64	25.28	240.08

VT 003194

BULK DENSITY	Kg	cm	Kg/m ³
	6.73	28.20	256.75

UF 09302

BULK DENSITY	Kg	cm	Kg/m ³
	5.79	21.68	287.48

UF 09303

BULK DENSITY	Kg	cm	Kg/m ³
	6.74	24.60	295.02

GA 052621

BULK DENSITY	Kg	cm	Kg/m ³
	6.75	22.80	318.74

P/T 09-01

BULK DENSITY	Kg	cm	Kg/m ³
	5.49	21.85	270.36

EXP 27-1516

BULK DENSITY	Kg	cm	Kg/m ³
	6.46	24.05	289.02

TXL061816

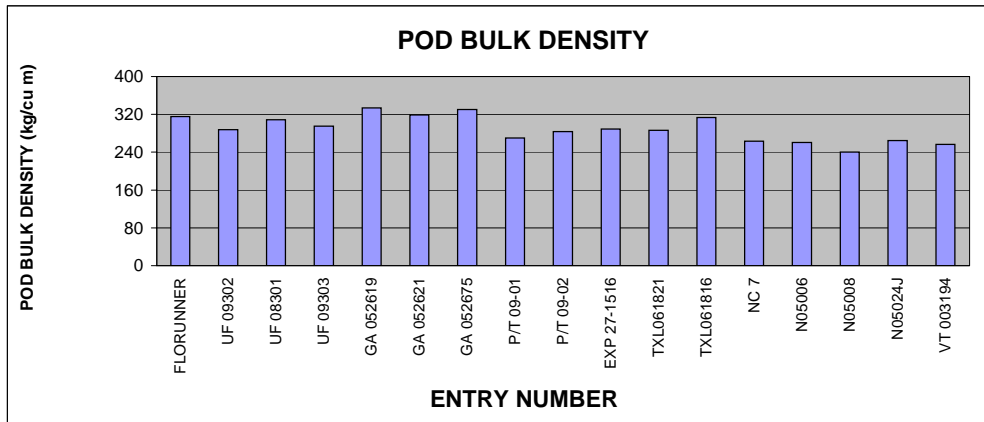
BULK DENSITY	Kg	cm	Kg/m ³
	4.68	16.08	313.66

N05006

BULK DENSITY	Kg	cm	Kg/m ³
	6.61	27.25	260.91

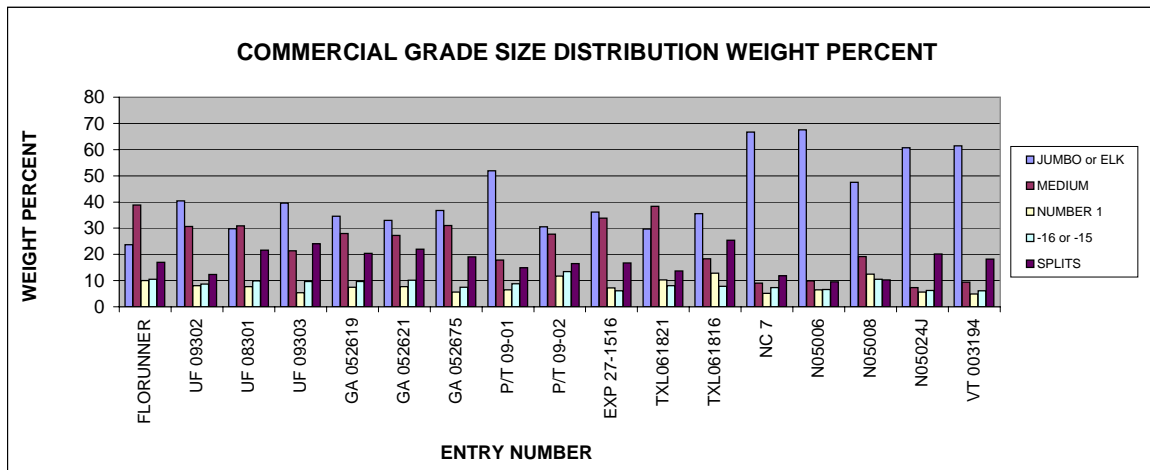
N05024J

BULK DENSITY	Kg	cm	Kg/m ³
	6.67	27.10	264.87



LOCATION 25 UPPT 2009 COMMERCIAL GRADE SIZE WEIGHT PERCENT TABLE

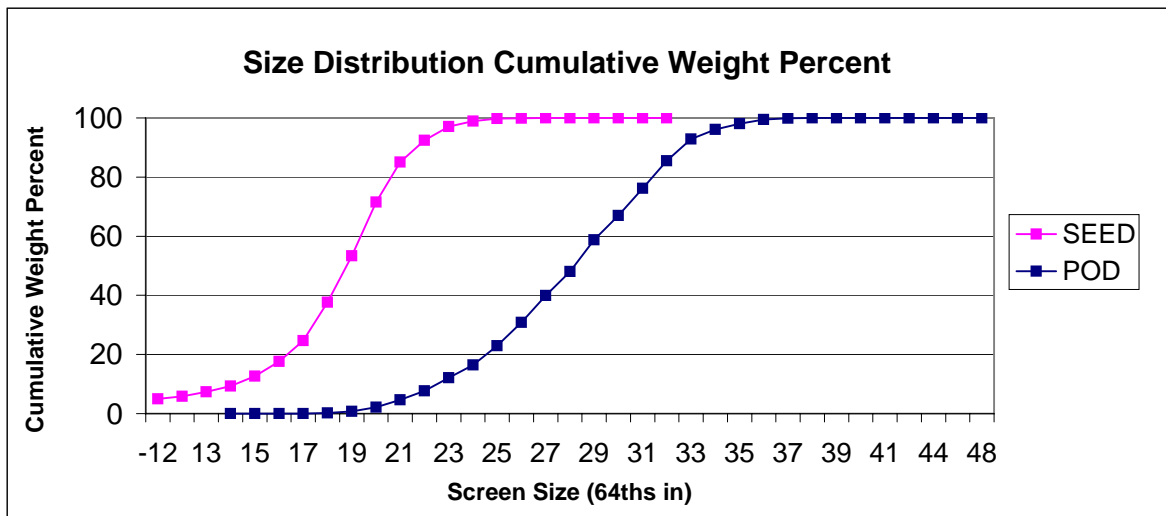
<u>FLORUNNER</u>		<u>UF 09302</u>		<u>UF 08301</u>		<u>UF 09303</u>	
JUMBO	23.69	JUMBO	40.43	JUMBO	29.81	JUMBO	39.51
MEDIUM	38.87	MEDIUM	30.60	MEDIUM	30.94	MEDIUM	21.41
NUMBER 1	10.04	NUMBER 1	8.00	NUMBER 1	7.68	NUMBER 1	5.36
-16	10.48	-16	8.64	-16	9.90	-16	9.61
SPLITS	16.92	SPLITS	12.32	SPLITS	21.67	SPLITS	24.10
<u>GA 052619</u>		<u>GA 052621</u>		<u>GA 052675</u>		<u>P/T 09-01</u>	
JUMBO	34.52	JUMBO	32.92	JUMBO	36.76	JUMBO	51.95
MEDIUM	27.97	MEDIUM	27.26	MEDIUM	31.08	MEDIUM	17.88
NUMBER 1	7.41	NUMBER 1	7.71	NUMBER 1	5.68	NUMBER 1	6.47
-16	9.70	-16	10.14	-16	7.41	-16	8.77
SPLITS	20.40	SPLITS	21.97	SPLITS	19.08	SPLITS	14.93
<u>P/T 09-02</u>		<u>EXP 27-1516</u>		<u>TXL061821</u>		<u>TXL061816</u>	
JUMBO	30.56	JUMBO	36.11	JUMBO	29.73	JUMBO	35.51
MEDIUM	27.77	MEDIUM	33.82	MEDIUM	38.33	MEDIUM	18.30
NUMBER 1	11.75	NUMBER 1	7.21	NUMBER 1	10.22	NUMBER 1	12.88
-16	13.49	-16	6.16	-16	8.09	-16	7.87
SPLITS	16.43	SPLITS	16.70	SPLITS	13.63	SPLITS	25.44
<u>NC 7</u>		<u>N05006</u>		<u>N05008</u>		<u>N05024J</u>	
ELK	66.66	ELK	67.54	ELK	47.57	ELK	60.72
MEDIUM	9.00	MEDIUM	9.93	MEDIUM	19.13	MEDIUM	7.36
NUMBER 1	5.19	NUMBER 1	6.50	NUMBER 1	12.48	NUMBER 1	5.58
- 15	7.33	- 15	6.54	- 15	10.56	- 15	6.18
SPLITS	11.82	SPLITS	9.48	SPLITS	10.25	SPLITS	20.15
<u>VT 003194</u>							
ELK	61.38						
MEDIUM	9.40						
NUMBER 1	4.93						
- 15	6.09						
SPLITS	18.20						



LOCATION 25 UPPT 2009 SIZE DISTRIBUTION CUMULATIVE WEIGHT PERCENT TABLE

FLORUNNER

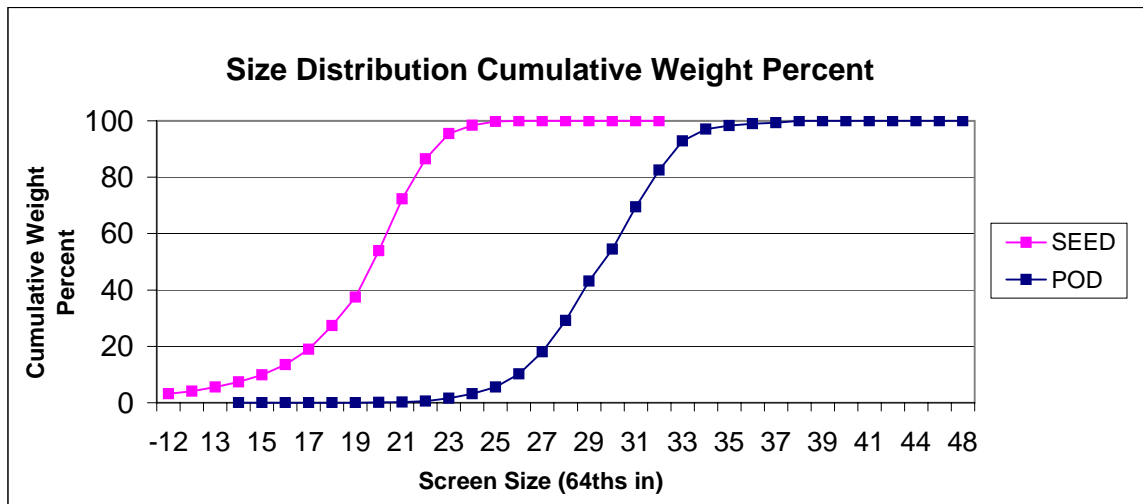
POD				SEED				
SCREEN SIZE	Weight	Wt %	Cum. Wt. %	SCREEN SIZE	Weight	Wt %	Wt % w/o SS	Cum. Wt %
				SS	872.6	16.92	---	---
				-12 & -17R	212.6	4.12	4.96	4.96
				12	36.8	0.71	0.86	5.82
				13	64.2	1.25	1.50	7.32
14	0.0	0.00	0.00	14	83.2	1.61	1.94	9.26
15	0.0	0.00	0.00	15	143.4	2.78	3.35	12.61
16	0.0	0.00	0.00	16	216.6	4.20	5.06	17.67
17	0.2	0.01	0.01	17	301.0	5.84	7.03	24.70
18	3.0	0.17	0.18	18	557.2	10.81	13.01	37.71
19	11.2	0.63	0.81	19	671.6	13.03	15.68	53.39
20	24.2	1.36	2.17	20	775.2	15.04	18.10	71.48
21	44.4	2.50	4.66	21	581.2	11.27	13.57	85.05
22	54.4	3.06	7.72	22	315.0	6.11	7.35	92.41
23	78.4	4.41	12.13	23	199.8	3.88	4.66	97.07
24	77.0	4.33	16.45	24	78.0	1.51	1.82	98.89
25	115.2	6.47	22.93	25	38.4	0.74	0.90	99.79
26	140.6	7.90	30.83	26	6.2	0.12	0.14	99.93
27	161.8	9.09	39.92	27	2.0	0.04	0.05	99.98
28	145.4	8.17	48.09	28	0.8	0.02	0.02	100.00
29	189.2	10.63	58.73	29	0.0	0.00	0.00	100.00
30	147.2	8.27	67.00	30	0.0	0.00	0.00	100.00
31	163.0	9.16	76.16	31	0.0	0.00	0.00	100.00
32	165.4	9.30	85.46	32	0.0	0.00	0.00	100.00
33	132.2	7.43	92.89	Total	5155.8	100	100	
34	56.8	3.19	96.08	Hull wt	1523.6			
35	34.6	1.94	98.02	Wt w/o SS	4283.2			
36	26.0	1.46	99.48	Percent Hulls		22.81		
37	7.4	0.42	99.90	Percent Meats		77.19		
38	1.8	0.10	100.00			100		
39	0.0	0.00	100.00					
40	0.0	0.00	100.00					
41	0.0	0.00	100.00					
42	0.0	0.00	100.00					
44	0.0	0.00	100.00					
46	0.0	0.00	100.00					
48	0.0	0.00	100.00					
POD WT.	1779.4							



LOCATION 25 UPPT 2009 SIZE DISTRIBUTION CUMULATIVE WEIGHT PERCENT TABLE

UF 09302

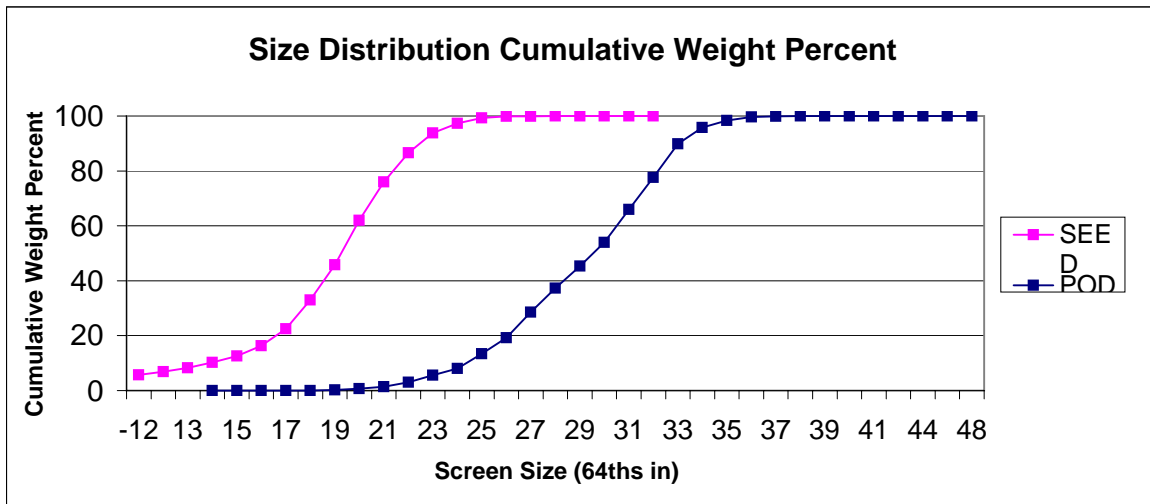
POD				SEED				
SCREEN SIZE	Weight	Wt %	Cum. Wt. %	SCREEN SIZE	Weight	Wt %	Wt % w/o SS	Cum. Wt %
				SS	535.2	12.32	---	---
				-12 & -17R	120.8	2.78	3.17	3.17
				12	34.4	0.79	0.90	4.07
				13	56.8	1.31	1.49	5.57
14	0.0	0.00	0.00	14	69.8	1.61	1.83	7.40
15	0.0	0.00	0.00	15	93.6	2.15	2.46	9.86
16	0.0	0.00	0.00	16	137.6	3.17	3.61	13.47
17	0.0	0.00	0.00	17	210.0	4.83	5.51	18.98
18	0.0	0.00	0.00	18	317.6	7.31	8.34	27.32
19	0.0	0.00	0.00	19	384.6	8.85	10.10	37.42
20	1.0	0.06	0.06	20	627.0	14.43	16.46	53.88
21	3.2	0.18	0.24	21	703.2	16.19	18.46	72.35
22	6.0	0.35	0.59	22	539.6	12.42	14.17	86.51
23	17.2	0.99	1.58	23	339.4	7.81	8.91	95.43
24	28.8	1.66	3.23	24	114.0	2.62	2.99	98.42
25	41.2	2.37	5.60	25	51.0	1.17	1.34	99.76
26	79.6	4.58	10.18	26	7.2	0.17	0.19	99.95
27	136.2	7.83	18.01	27	2.0	0.05	0.05	100.00
28	193.6	11.13	29.14	28	0.0	0.00	0.00	100.00
29	243.8	14.02	43.16	29	0.0	0.00	0.00	100.00
30	196.4	11.29	54.46	30	0.0	0.00	0.00	100.00
31	260.6	14.99	69.44	31	0.0	0.00	0.00	100.00
32	226.8	13.04	82.48	32	0.0	0.00	0.00	100.00
33	179.6	10.33	92.81	Total	4343.8	100	100	
34	73.4	4.22	97.03	Hull wt	1435.6			
35	21.6	1.24	98.27	Wt w/o SS	3808.6			
36	11.6	0.67	98.94	Percent Hulls		24.84		
37	6.6	0.38	99.32	Percent Meats		75.16		
38	11.8	0.68	100.00			100		
39	0.0	0.00	100.00					
40	0.0	0.00	100.00					
41	0.0	0.00	100.00					
42	0.0	0.00	100.00					
44	0.0	0.00	100.00					
46	0.0	0.00	100.00					
48	0.0	0.00	100.00					
POD WT.	1739.0							



LOCATION 25 UPPT 2009 SIZE DISTRIBUTION CUMULATIVE WEIGHT PERCENT TABLE

UF 08301

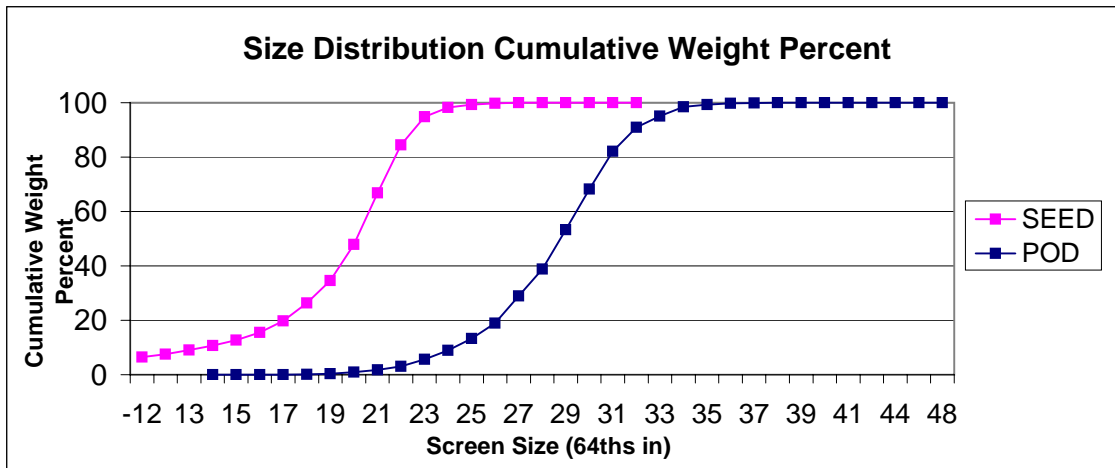
POD				SEED				
SCREEN SIZE	Weight	Wt %	Cum. Wt. %	SCREEN SIZE	Weight	Wt %	Wt % w/o SS	Cum. Wt %
				SS	1118.4	21.67	---	---
				-12 & -17R	233.2	4.52	5.77	5.77
				12	42.6	0.83	1.05	6.82
				13	59.4	1.15	1.47	8.29
14	0.0	0.00	0.00	14	77.8	1.51	1.92	10.22
15	0.0	0.00	0.00	15	98.2	1.90	2.43	12.64
16	0.0	0.00	0.00	16	147.6	2.86	3.65	16.29
17	0.0	0.00	0.00	17	249.0	4.82	6.16	22.45
18	0.6	0.03	0.03	18	427.4	8.28	10.57	33.02
19	3.6	0.21	0.24	19	519.0	10.06	12.84	45.86
20	7.4	0.43	0.67	20	650.4	12.60	16.09	61.95
21	12.2	0.71	1.38	21	567.6	11.00	14.04	75.99
22	27.8	1.61	2.98	22	427.4	8.28	10.57	86.56
23	45.6	2.64	5.62	23	294.2	5.70	7.28	93.84
24	42.2	2.44	8.06	24	142.2	2.76	3.52	97.35
25	92.0	5.32	13.38	25	81.0	1.57	2.00	99.36
26	102.0	5.90	19.28	26	20.6	0.40	0.51	99.87
27	160.4	9.28	28.56	27	2.4	0.05	0.06	99.93
28	150.8	8.72	37.28	28	3.0	0.06	0.07	100.00
29	139.8	8.08	45.36	29	0.0	0.00	0.00	100.00
30	147.8	8.55	53.91	30	0.0	0.00	0.00	100.00
31	209.4	12.11	66.02	31	0.0	0.00	0.00	100.00
32	200.6	11.60	77.62	32	0.0	0.00	0.00	100.00
33	212.4	12.28	89.90	Total	5161.4	100	100	
34	102.2	5.91	95.81	Hull wt	1456.0			
35	44.2	2.56	98.37	Wt w/o SS	4043.0			
36	21.6	1.25	99.62	Percent Hulls		22.00		
37	4.8	0.28	99.90	Percent Meats		78.00		
38	1.8	0.10	100.00			100		
39	0.0	0.00	100.00					
40	0.0	0.00	100.00					
41	0.0	0.00	100.00					
42	0.0	0.00	100.00					
44	0.0	0.00	100.00					
46	0.0	0.00	100.00					
48	0.0	0.00	100.00					
POD WT.	1729.2							



LOCATION 25 UPPT 2009 SIZE DISTRIBUTION CUMULATIVE WEIGHT PERCENT TABLE

UF 09303

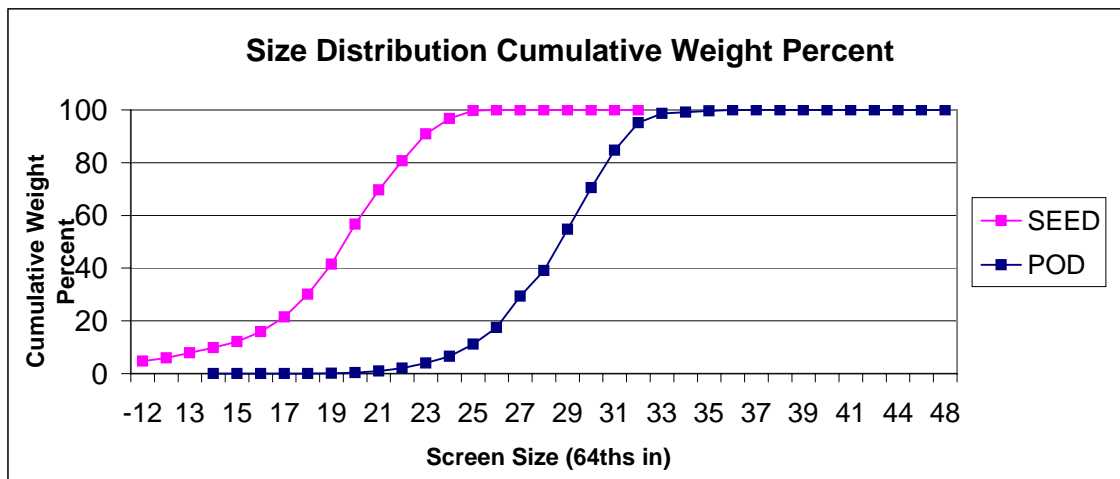
POD				SEED				
SCREEN SIZE	Weight	Wt %	Cum. Wt. %	SCREEN SIZE	Weight	Wt %	Wt % w/o SS	Cum. Wt %
				SS	1243.8	24.10	---	---
				-12 & -17R	254.8	4.94	6.50	6.50
				12	39.8	0.77	1.02	7.52
				13	58.2	1.13	1.49	9.01
14	0.0	0.00	0.00	14	66.4	1.29	1.69	10.70
15	0.0	0.00	0.00	15	77.0	1.49	1.97	12.67
16	0.0	0.00	0.00	16	111.0	2.15	2.83	15.50
17	0.0	0.00	0.00	17	165.8	3.21	4.23	19.73
18	1.2	0.07	0.07	18	257.6	4.99	6.58	26.31
19	4.4	0.26	0.33	19	326.8	6.33	8.34	34.65
20	9.4	0.56	0.89	20	520.8	10.09	13.29	47.94
21	14.6	0.87	1.76	21	739.0	14.32	18.86	66.80
22	21.6	1.28	3.04	22	691.2	13.39	17.64	84.45
23	43.2	2.56	5.60	23	405.6	7.86	10.35	94.80
24	56.6	3.36	8.96	24	135.2	2.62	3.45	98.25
25	73.8	4.38	13.33	25	39.2	0.76	1.00	99.25
26	95.4	5.66	18.99	26	21.4	0.41	0.55	99.80
27	168.6	10.00	28.99	27	6.8	0.13	0.17	99.97
28	165.6	9.82	38.81	28	1.2	0.02	0.03	100.00
29	245.2	14.54	53.35	29	0.0	0.00	0.00	100.00
30	250.6	14.86	68.21	30	0.0	0.00	0.00	100.00
31	234.2	13.89	82.10	31	0.0	0.00	0.00	100.00
32	148.4	8.80	90.90	32	0.0	0.00	0.00	100.00
33	70.8	4.20	95.10	Total	5161.6	100	100	
34	56.6	3.36	98.46	Hull wt	1567.6			
35	14.2	0.84	99.30	Wt w/o SS	3917.8			
36	8.0	0.47	99.77	Percent Hulls		23.30		
37	2.0	0.12	99.89	Percent Meats		76.70		
38	1.8	0.11	100.00			100		
39	0.0	0.00	100.00					
40	0.0	0.00	100.00					
41	0.0	0.00	100.00					
42	0.0	0.00	100.00					
44	0.0	0.00	100.00					
46	0.0	0.00	100.00					
48	0.0	0.00	100.00					
POD WT.	1686.2							



LOCATION 25 UPPT 2009 SIZE DISTRIBUTION CUMULATIVE WEIGHT PERCENT TABLE

GA 052619

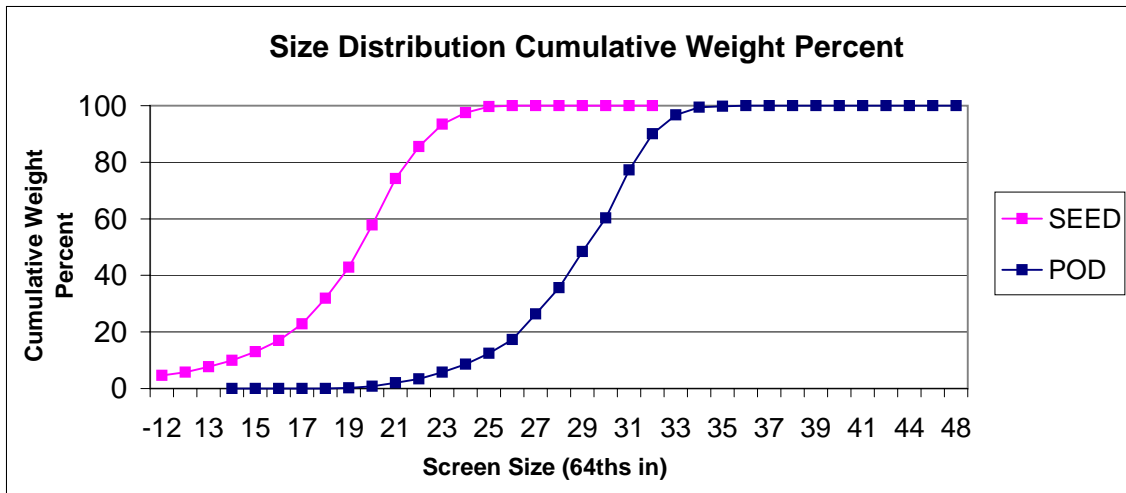
POD				SEED				
SCREEN SIZE	Weight	Wt %	Cum. Wt. %	SCREEN SIZE	Weight	Wt %	Wt % w/o SS	Cum. Wt %
				SS	1038.6	20.40	---	---
				-12 & -17R	191.6	3.76	4.73	4.73
				12	51.0	1.00	1.26	5.99
				13	75.0	1.47	1.85	7.84
14	0.0	0.00	0.00	14	82.4	1.62	2.03	9.87
15	0.0	0.00	0.00	15	94.0	1.85	2.32	12.19
16	0.0	0.00	0.00	16	148.0	2.91	3.65	15.84
17	0.0	0.00	0.00	17	229.0	4.50	5.65	21.49
18	0.0	0.00	0.00	18	349.0	6.86	8.61	30.11
19	2.0	0.12	0.12	19	463.6	9.11	11.44	41.55
20	3.4	0.20	0.32	20	611.4	12.01	15.09	56.64
21	11.2	0.67	0.99	21	526.4	10.34	12.99	69.63
22	17.6	1.05	2.05	22	450.2	8.84	11.11	80.74
23	32.4	1.94	3.99	23	410.2	8.06	10.12	90.86
24	42.8	2.56	6.55	24	240.0	4.71	5.92	96.78
25	76.4	4.57	11.12	25	121.2	2.38	2.99	99.77
26	105.4	6.31	17.43	26	9.2	0.18	0.23	100.00
27	198.8	11.90	29.33	27	0.0	0.00	0.00	100.00
28	162.4	9.72	39.05	28	0.0	0.00	0.00	100.00
29	261.4	15.65	54.69	29	0.0	0.00	0.00	100.00
30	264.2	15.81	70.51	30	0.0	0.00	0.00	100.00
31	237.2	14.20	84.70	31	0.0	0.00	0.00	100.00
32	174.4	10.44	95.14	32	0.0	0.00	0.00	100.00
33	59.6	3.57	98.71	Total	5090.8	100	100	
34	7.6	0.45	99.16	Hull wt	1436.8			
35	8.2	0.49	99.65	Wt w/o SS	4052.2			
36	5.8	0.35	100.00	Percent Hulls		22.01		
37	0.0	0.00	100.00	Percent Meats		77.99		
38	0.0	0.00	100.00			100		
39	0.0	0.00	100.00					
40	0.0	0.00	100.00					
41	0.0	0.00	100.00					
42	0.0	0.00	100.00					
44	0.0	0.00	100.00					
46	0.0	0.00	100.00					
48	0.0	0.00	100.00					
POD WT.	1670.8							



LOCATION 25 UPPT 2009 SIZE DISTRIBUTION CUMULATIVE WEIGHT PERCENT TABLE

GA 052621

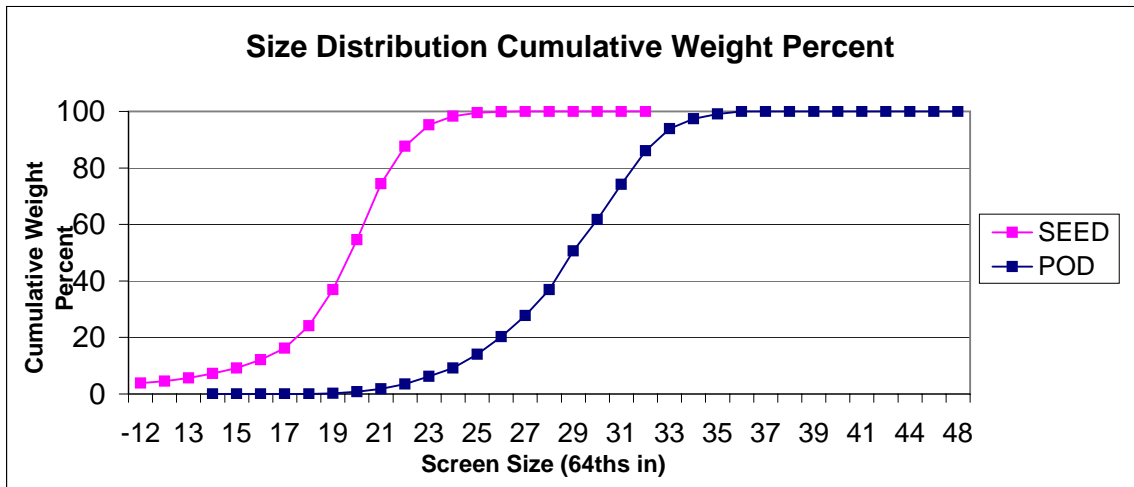
POD				SEED				
SCREEN SIZE	Weight	Wt %	Cum. Wt. %	SCREEN SIZE	Weight	Wt %	Wt % w/o SS	Cum. Wt %
				SS	1157.4	21.97	---	---
				-12 & -17R	190.0	3.61	4.62	4.62
				12	46.6	0.88	1.13	5.76
				13	81.8	1.55	1.99	7.75
14	0.0	0.00	0.00	14	92.6	1.76	2.25	10.00
15	0.0	0.00	0.00	15	123.2	2.34	3.00	13.00
16	0.0	0.00	0.00	16	162.4	3.08	3.95	16.95
17	0.0	0.00	0.00	17	243.6	4.62	5.93	22.88
18	0.2	0.01	0.01	18	372.2	7.07	9.06	31.93
19	2.8	0.16	0.17	19	448.0	8.51	10.90	42.83
20	10.6	0.60	0.77	20	615.6	11.69	14.98	57.81
21	21.6	1.23	2.00	21	673.2	12.78	16.38	74.19
22	25.2	1.43	3.44	22	466.4	8.85	11.35	85.54
23	40.8	2.32	5.76	23	324.8	6.17	7.90	93.44
24	50.0	2.85	8.61	24	168.0	3.19	4.09	97.53
25	67.0	3.82	12.42	25	85.2	1.62	2.07	99.61
26	86.2	4.91	17.33	26	15.0	0.28	0.36	99.97
27	158.0	9.00	26.33	27	1.2	0.02	0.03	100.00
28	163.4	9.30	35.63	28	0.0	0.00	0.00	100.00
29	224.8	12.80	48.43	29	0.0	0.00	0.00	100.00
30	207.6	11.82	60.26	30	0.0	0.00	0.00	100.00
31	298.6	17.00	77.26	31	0.0	0.00	0.00	100.00
32	225.2	12.82	90.08	32	0.0	0.00	0.00	100.00
33	116.8	6.65	96.73	Total	5267.2	100	100	
34	47.2	2.69	99.42	Hull wt	1458.4			
35	7.2	0.41	99.83	Wt w/o SS	4109.8			
36	3.0	0.17	100.00	Percent Hulls		21.68		
37	0.0	0.00	100.00	Percent Meats		78.32		
38	0.0	0.00	100.00			100		
39	0.0	0.00	100.00					
40	0.0	0.00	100.00					
41	0.0	0.00	100.00					
42	0.0	0.00	100.00					
44	0.0	0.00	100.00					
46	0.0	0.00	100.00					
48	0.0	0.00	100.00					
POD WT.	1756.2							



LOCATION 25 UPPT 2009 SIZE DISTRIBUTION CUMULATIVE WEIGHT PERCENT TABLE

GA 052675

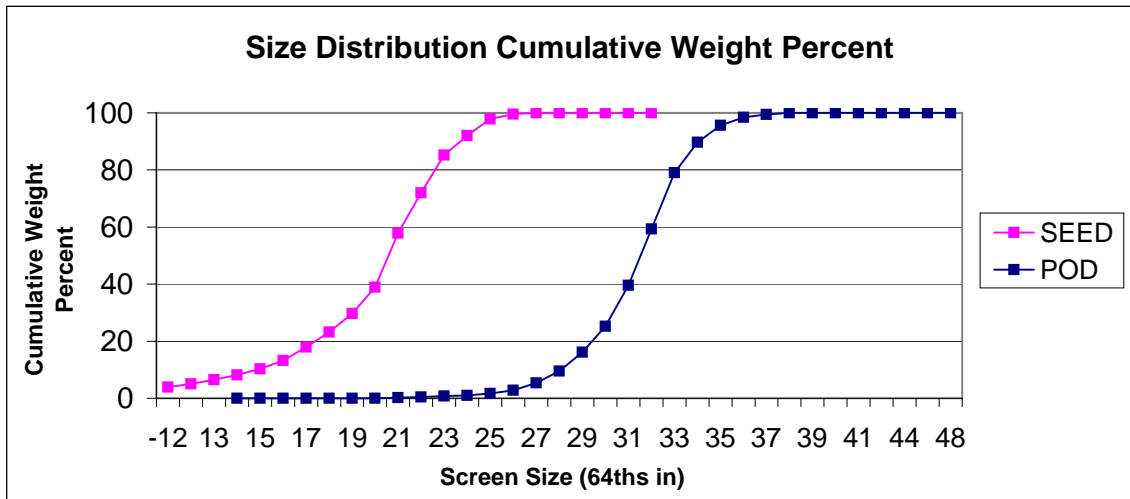
POD				SEED				
SCREEN SIZE	Weight	Wt %	Cum. Wt. %	SCREEN SIZE	Weight	Wt %	Wt % w/o SS	Cum. Wt %
				SS	1010.2	19.08	---	---
				-12 & -17R	163.6	3.09	3.82	3.82
				12	30.2	0.57	0.70	4.52
				13	50.8	0.96	1.19	5.71
14	0.0	0.00	0.00	14	66.8	1.26	1.56	7.27
15	0.0	0.00	0.00	15	81.0	1.53	1.89	9.16
16	0.0	0.00	0.00	16	129.2	2.44	3.01	12.17
17	0.0	0.00	0.00	17	171.4	3.24	4.00	16.17
18	0.4	0.02	0.02	18	338.8	6.40	7.91	24.08
19	2.6	0.15	0.17	19	549.2	10.37	12.82	36.89
20	11.8	0.67	0.85	20	757.8	14.31	17.68	54.58
21	16.2	0.93	1.77	21	847.4	16.00	19.77	74.35
22	31.0	1.77	3.55	22	570.6	10.77	13.31	87.67
23	46.0	2.63	6.18	23	325.0	6.14	7.58	95.25
24	51.6	2.95	9.13	24	128.6	2.43	3.00	98.25
25	86.6	4.95	14.08	25	55.4	1.05	1.29	99.54
26	108.0	6.18	20.26	26	17.0	0.32	0.40	99.94
27	130.8	7.48	27.74	27	0.8	0.02	0.02	99.96
28	161.2	9.22	36.96	28	1.8	0.03	0.04	100.00
29	239.2	13.68	50.64	29	0.0	0.00	0.00	100.00
30	194.0	11.10	61.74	30	0.0	0.00	0.00	100.00
31	217.4	12.43	74.17	31	0.0	0.00	0.00	100.00
32	208.4	11.92	86.09	32	0.0	0.00	0.00	100.00
33	135.6	7.76	93.85	Total	5295.6	100	100	
34	62.2	3.56	97.40	Hull wt	1409.0			
35	28.8	1.65	99.05	Wt w/o SS	4285.4			
36	16.6	0.95	100.00	Percent Hulls		21.02		
37	0.0	0.00	100.00	Percent Meats		78.98		
38	0.0	0.00	100.00			100		
39	0.0	0.00	100.00					
40	0.0	0.00	100.00					
41	0.0	0.00	100.00					
42	0.0	0.00	100.00					
44	0.0	0.00	100.00					
46	0.0	0.00	100.00					
48	0.0	0.00	100.00					
POD WT.	1748.4							



LOCATION 25 UPPT 2009 SIZE DISTRIBUTION CUMULATIVE WEIGHT PERCENT TABLE

P/T 09-01

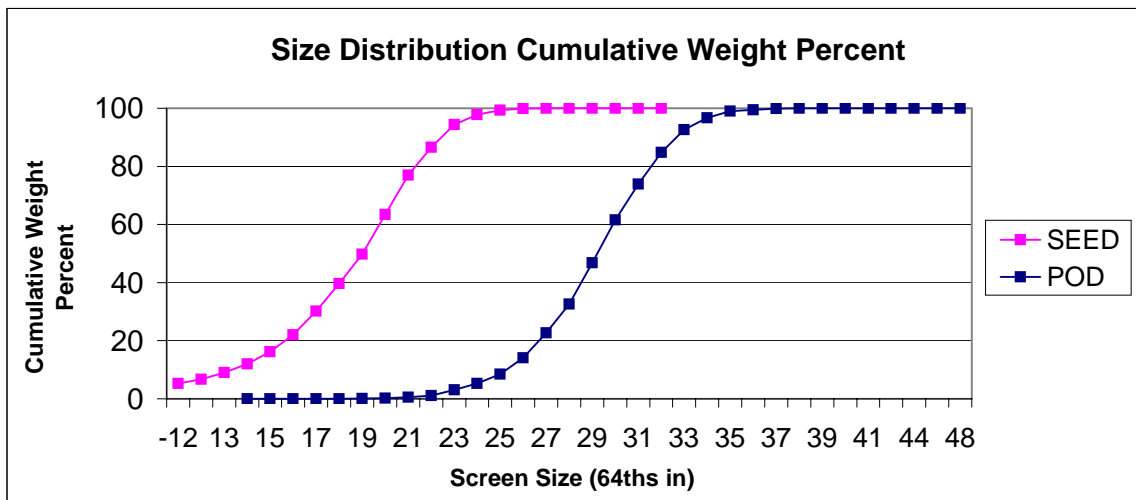
POD				SEED				
SCREEN SIZE	Weight	Wt %	Cum. Wt. %	SCREEN SIZE	Weight	Wt %	Wt % w/o SS	Cum. Wt %
				SS	618.2	14.93	---	---
				-12 & -17R	139.8	3.38	3.97	3.97
				12	39.8	0.96	1.13	5.10
				13	49.6	1.20	1.41	6.51
14	0.0	0.00	0.00	14	57.4	1.39	1.63	8.14
15	0.0	0.00	0.00	15	76.4	1.85	2.17	10.31
16	0.0	0.00	0.00	16	103.8	2.51	2.95	13.25
17	0.0	0.00	0.00	17	164.2	3.97	4.66	17.91
18	0.0	0.00	0.00	18	184.8	4.46	5.25	23.16
19	0.0	0.00	0.00	19	229.8	5.55	6.52	29.69
20	0.8	0.05	0.05	20	325.8	7.87	9.25	38.94
21	2.6	0.16	0.20	21	667.8	16.13	18.96	57.90
22	3.2	0.19	0.40	22	495.8	11.97	14.08	71.97
23	5.8	0.35	0.75	23	467.0	11.28	13.26	85.23
24	4.6	0.28	1.02	24	239.8	5.79	6.81	92.04
25	11.4	0.69	1.71	25	205.6	4.97	5.84	97.88
26	18.2	1.10	2.80	26	59.0	1.42	1.68	99.55
27	42.2	2.54	5.34	27	14.6	0.35	0.41	99.97
28	69.6	4.19	9.53	28	1.2	0.03	0.03	100.00
29	109.4	6.58	16.12	29	0.0	0.00	0.00	100.00
30	151.4	9.11	25.23	30	0.0	0.00	0.00	100.00
31	238.0	14.33	39.56	31	0.0	0.00	0.00	100.00
32	327.4	19.71	59.26	32	0.0	0.00	0.00	100.00
33	328.0	19.74	79.01	Total	4140.4	100	100	
34	176.8	10.64	89.65	Hull wt	1578.6			
35	98.6	5.93	95.58	Wt w/o SS	3522.2			
36	47.2	2.84	98.42	Percent Hulls		27.60		
37	16.2	0.98	99.40	Percent Meats		72.40		
38	10.0	0.60	100.00			100		
39	0.0	0.00	100.00					
40	0.0	0.00	100.00					
41	0.0	0.00	100.00					
42	0.0	0.00	100.00					
44	0.0	0.00	100.00					
46	0.0	0.00	100.00					
48	0.0	0.00	100.00					
POD WT.	1661.4							



LOCATION 25 UPPT 2009 SIZE DISTRIBUTION CUMULATIVE WEIGHT PERCENT TABLE

P/T 09-02

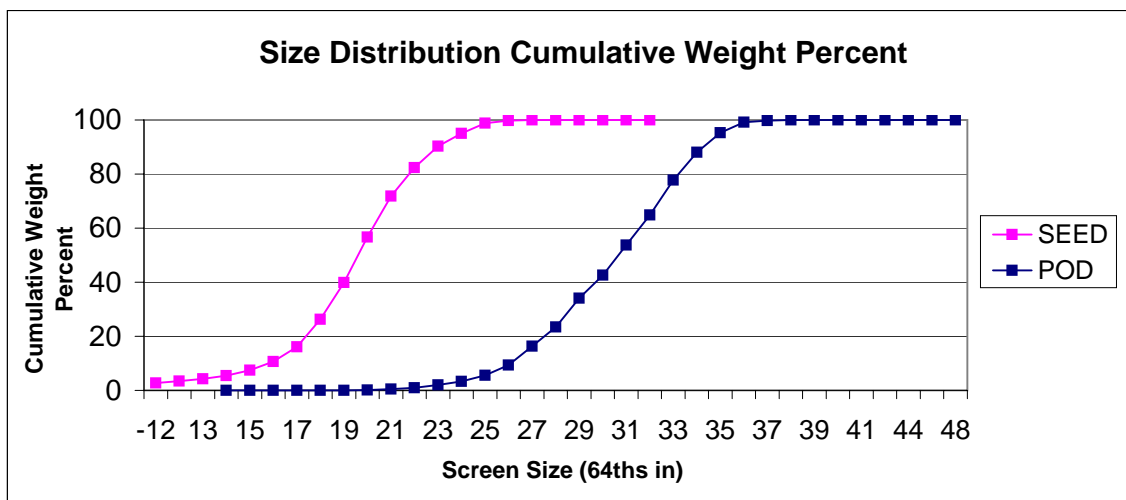
POD				SEED				
SCREEN SIZE	Weight	Wt %	Cum. Wt. %	SCREEN SIZE	Weight	Wt %	Wt % w/o SS	Cum. Wt %
				SS	557.0	16.43	---	---
				-12 & -17R	148.8	4.39	5.25	5.25
				12	42.8	1.26	1.51	6.76
				13	63.4	1.87	2.24	9.00
14	0.0	0.00	0.00	14	85.6	2.52	3.02	12.02
15	0.0	0.00	0.00	15	116.6	3.44	4.12	16.14
16	0.0	0.00	0.00	16	167.4	4.94	5.91	22.05
17	0.0	0.00	0.00	17	230.8	6.81	8.15	30.19
18	0.0	0.00	0.00	18	269.0	7.93	9.49	39.69
19	2.0	0.12	0.12	19	287.4	8.48	10.14	49.83
20	2.4	0.14	0.26	20	385.2	11.36	13.60	63.43
21	4.4	0.26	0.52	21	383.4	11.31	13.53	76.96
22	10.4	0.61	1.14	22	273.4	8.06	9.65	86.61
23	33.4	1.97	3.11	23	221.4	6.53	7.81	94.42
24	36.6	2.16	5.27	24	95.0	2.80	3.35	97.78
25	54.2	3.20	8.48	25	45.0	1.33	1.59	99.36
26	94.2	5.57	14.05	26	16.0	0.47	0.56	99.93
27	146.6	8.67	22.71	27	2.0	0.06	0.07	100.00
28	166.8	9.86	32.58	28	0.0	0.00	0.00	100.00
29	239.8	14.18	46.75	29	0.0	0.00	0.00	100.00
30	251.2	14.85	61.61	30	0.0	0.00	0.00	100.00
31	208.0	12.30	73.90	31	0.0	0.00	0.00	100.00
32	183.8	10.87	84.77	32	0.0	0.00	0.00	100.00
33	132.2	7.82	92.59	Total	3390.2	100	100	
34	70.4	4.16	96.75	Hull wt	1280.2			
35	38.8	2.29	99.04	Wt w/o SS	2833.2			
36	6.8	0.40	99.44	Percent Hulls		27.41		
37	6.8	0.40	99.85	Percent Meats		72.59		
38	2.6	0.15	100.00			100		
39	0.0	0.00	100.00					
40	0.0	0.00	100.00					
41	0.0	0.00	100.00					
42	0.0	0.00	100.00					
44	0.0	0.00	100.00					
46	0.0	0.00	100.00					
48	0.0	0.00	100.00					
POD WT.	1691.4							



LOCATION 25 UPPT 2009 SIZE DISTRIBUTION CUMULATIVE WEIGHT PERCENT TABLE

EXP 27-1516

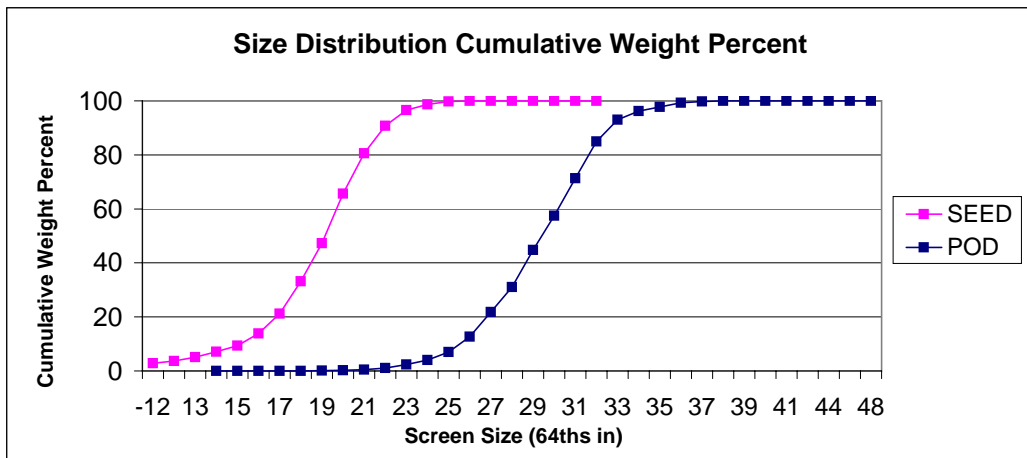
POD				SEED				
SCREEN SIZE	Weight	Wt %	Cum. Wt. %	SCREEN SIZE	Weight	Wt %	Wt % w/o SS	Cum. Wt %
				SS	824.2	16.70	---	---
				-12 & -17R	113.0	2.29	2.75	2.75
				12	27.6	0.56	0.67	3.42
				13	35.0	0.71	0.85	4.27
14	0.0	0.00	0.00	14	45.8	0.93	1.11	5.39
15	0.0	0.00	0.00	15	82.8	1.68	2.01	7.40
16	0.0	0.00	0.00	16	133.2	2.70	3.24	10.64
17	0.0	0.00	0.00	17	222.4	4.51	5.41	16.05
18	0.0	0.00	0.00	18	421.4	8.54	10.25	26.30
19	0.0	0.00	0.00	19	556.8	11.28	13.55	39.85
20	2.8	0.17	0.17	20	690.6	13.99	16.80	56.65
21	4.8	0.28	0.45	21	623.6	12.64	15.17	71.82
22	9.2	0.54	0.99	22	434.6	8.81	10.57	82.39
23	16.4	0.97	1.97	23	326.0	6.61	7.93	90.32
24	21.8	1.29	3.26	24	193.8	3.93	4.71	95.04
25	38.6	2.29	5.54	25	153.0	3.10	3.72	98.76
26	63.6	3.77	9.31	26	43.0	0.87	1.05	99.81
27	118.2	7.00	16.31	27	8.0	0.16	0.19	100.00
28	120.8	7.15	23.46	28	0.0	0.00	0.00	100.00
29	178.4	10.56	34.03	29	0.0	0.00	0.00	100.00
30	145.8	8.63	42.66	30	0.0	0.00	0.00	100.00
31	186.4	11.04	53.70	31	0.0	0.00	0.00	100.00
32	188.4	11.16	64.86	32	0.0	0.00	0.00	100.00
33	217.4	12.87	77.73	Total	4934.8	100	100	
34	174.8	10.35	88.08	Hull wt	1501.2			
35	122.0	7.22	95.31	Wt w/o SS	4110.6			
36	64.8	3.84	99.15	Percent Hulls		23.33		
37	10.2	0.60	99.75	Percent Meats		76.67		
38	4.2	0.25	100.00			100		
39	0.0	0.00	100.00					
40	0.0	0.00	100.00					
41	0.0	0.00	100.00					
42	0.0	0.00	100.00					
44	0.0	0.00	100.00					
46	0.0	0.00	100.00					
48	0.0	0.00	100.00					
POD WT.	1688.6							



LOCATION 25 UPPT 2009 SIZE DISTRIBUTION CUMULATIVE WEIGHT PERCENT TABLE

TXL061821

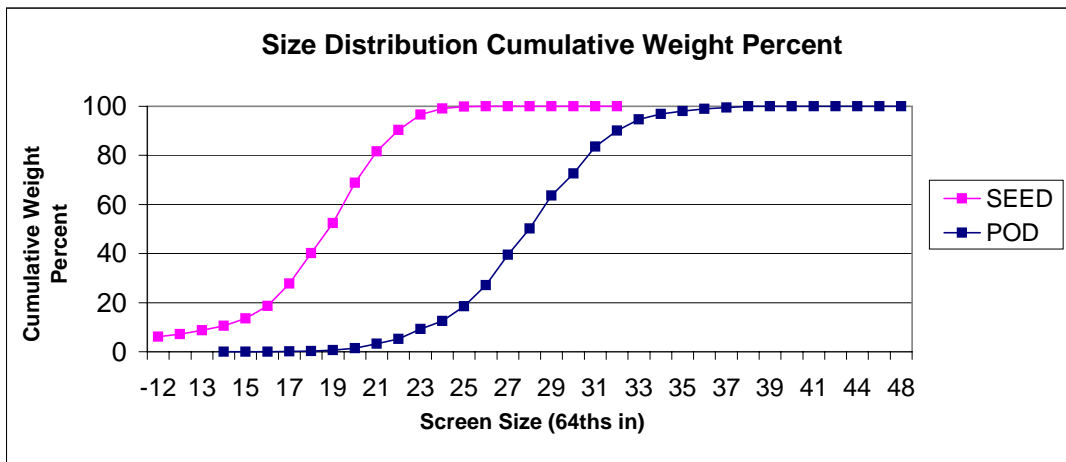
POD				SEED				
SCREEN SIZE	Weight	Wt %	Cum. Wt. %	SCREEN SIZE	Weight	Wt %	Wt % w/o SS	Cum. Wt %
				SS	614.2	13.63	---	---
				-12 & -17R	110.6	2.45	2.84	2.84
				12	32.4	0.72	0.83	3.67
				13	54.6	1.21	1.40	5.08
14	0.0	0.00	0.00	14	78.6	1.74	2.02	7.10
15	0.0	0.00	0.00	15	88.6	1.97	2.28	9.37
16	0.0	0.00	0.00	16	176.6	3.92	4.54	13.91
17	0.0	0.00	0.00	17	284.2	6.31	7.30	21.21
18	0.0	0.00	0.00	18	467.8	10.38	12.02	33.23
19	1.4	0.08	0.08	19	547.0	12.14	14.05	47.28
20	2.4	0.14	0.22	20	712.6	15.81	18.31	65.58
21	5.0	0.29	0.51	21	581.2	12.90	14.93	80.51
22	10.4	0.61	1.12	22	398.2	8.84	10.23	90.74
23	20.6	1.20	2.33	23	227.0	5.04	5.83	96.57
24	29.4	1.72	4.05	24	81.0	1.80	2.08	98.65
25	49.6	2.90	6.95	25	45.0	1.00	1.16	99.81
26	98.4	5.76	12.70	26	7.4	0.16	0.19	100.00
27	156.4	9.15	21.85	27	0.0	0.00	0.00	100.00
28	157.4	9.21	31.06	28	0.0	0.00	0.00	100.00
29	233.8	13.68	44.74	29	0.0	0.00	0.00	100.00
30	217.4	12.72	57.45	30	0.0	0.00	0.00	100.00
31	236.6	13.84	71.29	31	0.0	0.00	0.00	100.00
32	234.4	13.71	85.00	32	0.0	0.00	0.00	100.00
33	136.0	7.96	92.96	Total	4507.0	100	100	
34	55.6	3.25	96.21	Hull wt	1332.0			
35	26.2	1.53	97.74	Wt w/o SS	3892.8			
36	26.4	1.54	99.29	Percent Hulls		22.81		
37	9.0	0.53	99.81	Percent Meats		77.19		
38	3.2	0.19	100.00			100		
39	0.0	0.00	100.00					
40	0.0	0.00	100.00					
41	0.0	0.00	100.00					
42	0.0	0.00	100.00					
44	0.0	0.00	100.00					
46	0.0	0.00	100.00					
48	0.0	0.00	100.00					
POD WT.	1709.6							



LOCATION 25 UPPT 2009 SIZE DISTRIBUTION CUMULATIVE WEIGHT PERCENT TABLE

TXL061816

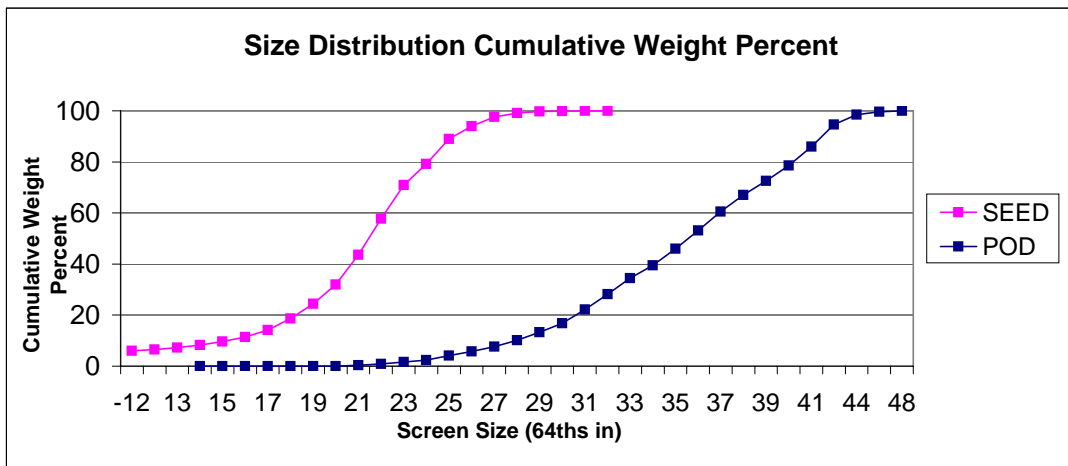
POD				SEED				
SCREEN SIZE	Weight	Wt %	Cum. Wt. %	SCREEN SIZE	Weight	Wt %	Wt % w/o SS	Cum. Wt %
				SS	914.2	25.44	---	---
				-12 & -17R	164.2	4.57	6.13	6.13
				12	27.4	0.76	1.02	7.15
				13	43.8	1.22	1.63	8.79
14	0.0	0.00	0.00	14	47.4	1.32	1.77	10.55
15	0.0	0.00	0.00	15	79.4	2.21	2.96	13.52
16	0.0	0.00	0.00	16	139.0	3.87	5.19	18.71
17	1.6	0.09	0.09	17	244.4	6.80	9.12	27.83
18	2.6	0.15	0.24	18	330.0	9.18	12.32	40.14
19	7.0	0.41	0.65	19	327.6	9.12	12.23	52.37
20	13.8	0.80	1.46	20	442.0	12.30	16.50	68.87
21	31.8	1.85	3.31	21	343.0	9.54	12.80	81.67
22	32.8	1.91	5.22	22	232.6	6.47	8.68	90.35
23	69.6	4.05	9.27	23	167.4	4.66	6.25	96.60
24	55.8	3.25	12.52	24	67.6	1.88	2.52	99.12
25	102.8	5.99	18.50	25	19.6	0.55	0.73	99.85
26	148.6	8.65	27.16	26	2.8	0.08	0.10	99.96
27	211.6	12.32	39.48	27	0.0	0.00	0.00	99.96
28	185.0	10.77	50.25	28	1.2	0.03	0.04	100.00
29	229.2	13.35	63.60	29	0.0	0.00	0.00	100.00
30	155.0	9.03	72.62	30	0.0	0.00	0.00	100.00
31	187.0	10.89	83.51	31	0.0	0.00	0.00	100.00
32	114.0	6.64	90.15	32	0.0	0.00	0.00	100.00
33	77.4	4.51	94.65	Total	3593.6	100	100	
34	37.6	2.19	96.84	Hull wt	1096.8			
35	21.2	1.23	98.08	Wt w/o SS	2679.4			
36	14.4	0.84	98.92	Percent Hulls		23.38		
37	9.4	0.55	99.46	Percent Meats		76.62		
38	9.2	0.54	100.00			100		
39	0.0	0.00	100.00					
40	0.0	0.00	100.00					
41	0.0	0.00	100.00					
42	0.0	0.00	100.00					
44	0.0	0.00	100.00					
46	0.0	0.00	100.00					
48	0.0	0.00	100.00					
POD WT.	1717.4							



LOCATION 25 UPPT 2009 SIZE DISTRIBUTION CUMULATIVE WEIGHT PERCENT TABLE

NC 7

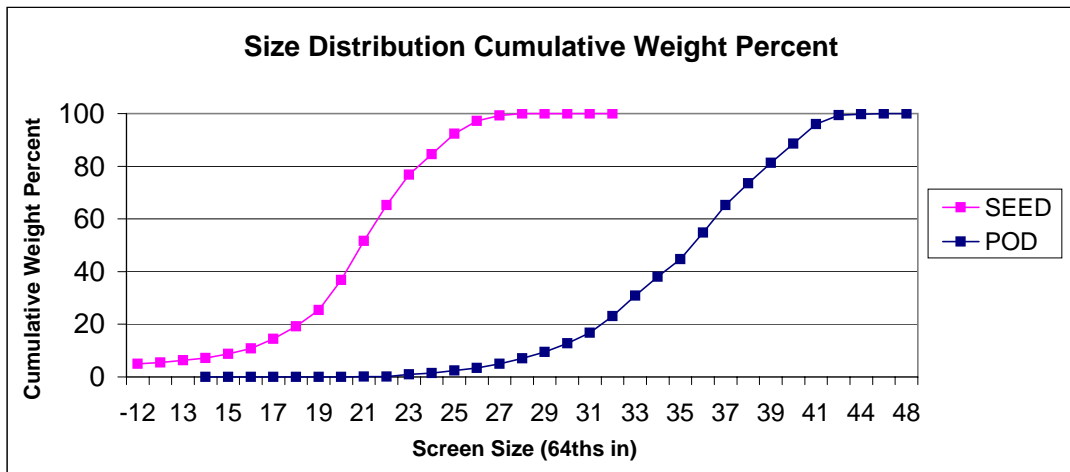
POD				SEED				
SCREEN SIZE	Weight	Wt %	Cum. Wt. %	SCREEN SIZE	Weight	Wt %	Wt % w/o SS	Cum. Wt %
				SS	590.4	11.82	---	---
				-12 & -20R	264.0	5.28	5.99	5.99
				12	24.2	0.48	0.55	6.54
				13	33.6	0.67	0.76	7.30
14	0.0	0.00	0.00	14	44.4	0.89	1.01	8.31
15	0.0	0.00	0.00	15	59.6	1.19	1.35	9.66
16	0.0	0.00	0.00	16	76.0	1.52	1.72	11.39
17	0.0	0.00	0.00	17	123.6	2.47	2.81	14.19
18	0.0	0.00	0.00	18	195.0	3.90	4.43	18.62
19	0.0	0.00	0.00	19	254.8	5.10	5.78	24.40
20	1.0	0.06	0.06	20	330.4	6.61	7.50	31.90
21	5.4	0.32	0.38	21	517.6	10.36	11.75	43.65
22	7.6	0.45	0.82	22	620.8	12.43	14.09	57.74
23	14.0	0.82	1.64	23	580.2	11.61	13.17	70.91
24	13.6	0.80	2.44	24	364.6	7.30	8.28	79.19
25	27.8	1.63	4.08	25	430.0	8.61	9.76	88.95
26	29.0	1.70	5.78	26	222.0	4.44	5.04	93.99
27	31.8	1.87	7.65	27	162.4	3.25	3.69	97.67
28	43.4	2.55	10.19	28	62.6	1.25	1.42	99.09
29	53.4	3.14	13.33	29	27.8	0.56	0.63	99.72
30	58.8	3.45	16.78	30	9.2	0.18	0.21	99.93
31	91.4	5.37	22.15	31	1.4	0.03	0.03	99.96
32	102.4	6.01	28.16	32	1.6	0.03	0.04	100.00
33	108.2	6.35	34.52	Total	4996.2	100	100	
34	83.6	4.91	39.42	Hull wt	1700.4			
35	112.4	6.60	46.02	Wt w/o SS	4405.8			
36	121.8	7.15	53.18	Percent Hulls		25.39		
37	124.2	7.29	60.47	Percent Meats		74.61		
38	113.0	6.64	67.11			100		
39	92.6	5.44	72.54					
40	102.6	6.02	78.57					
41	126.8	7.45	86.01					
42	145.4	8.54	94.55					
44	67.4	3.96	98.51					
46	19.6	1.15	99.66					
48	5.8	0.34	100.00					
POD WT.	1703.0							



LOCATION 25 UPPT 2009 SIZE DISTRIBUTION CUMULATIVE WEIGHT PERCENT TABLE

N05006

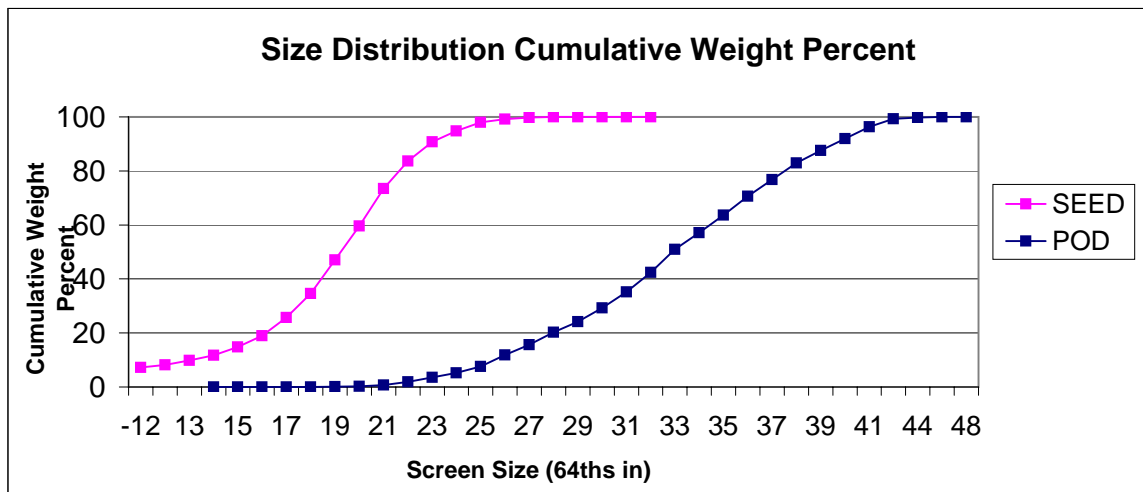
POD				SEED				
SCREEN SIZE	Weight	Wt %	Cum. Wt. %	SCREEN SIZE	Weight	Wt %	Wt % w/o SS	Cum. Wt %
				SS	466.2	9.48	---	---
				-12 & -20R	220.2	4.48	4.95	4.95
				12	21.6	0.44	0.49	5.43
				13	37.6	0.76	0.84	6.28
14	0.0	0.00	0.00	14	42.4	0.86	0.95	7.23
15	0.0	0.00	0.00	15	70.4	1.43	1.58	8.81
16	0.0	0.00	0.00	16	89.4	1.82	2.01	10.82
17	0.0	0.00	0.00	17	160.0	3.25	3.59	14.41
18	0.0	0.00	0.00	18	210.8	4.29	4.73	19.14
19	0.0	0.00	0.00	19	277.8	5.65	6.24	25.38
20	0.0	0.00	0.00	20	511.4	10.40	11.49	36.87
21	1.2	0.07	0.07	21	659.2	13.40	14.81	51.68
22	1.8	0.10	0.17	22	606.4	12.33	13.62	65.30
23	13.6	0.77	0.94	23	509.6	10.36	11.45	76.74
24	8.6	0.49	1.42	24	346.6	7.05	7.78	84.53
25	17.6	0.99	2.42	25	349.0	7.10	7.84	92.36
26	17.8	1.01	3.42	26	216.4	4.40	4.86	97.22
27	28.6	1.62	5.04	27	93.2	1.89	2.09	99.32
28	36.2	2.04	7.08	28	27.8	0.57	0.62	99.94
29	43.4	2.45	9.53	29	2.6	0.05	0.06	100.00
30	56.4	3.19	12.72	30	0.0	0.00	0.00	100.00
31	72.4	4.09	16.81	31	0.0	0.00	0.00	100.00
32	111.8	6.31	23.12	32	0.0	0.00	0.00	100.00
33	137.6	7.77	30.89	Total	4918.6	100	100	
34	126.4	7.14	38.03	Hull wt	1674.4			
35	119.0	6.72	44.75	Wt w/o SS	4452.4			
36	177.0	10.00	54.75	Percent Hulls		25.40		
37	185.8	10.49	65.24	Percent Meats		74.60		
38	146.2	8.26	73.50			100		
39	137.8	7.78	81.28					
40	129.4	7.31	88.59					
41	130.6	7.38	95.97					
42	61.4	3.47	99.44					
44	6.4	0.36	99.80					
46	3.6	0.20	100.00					
48	0.0	0.00	100.00					
POD WT.	1770.6							



LOCATION 25 UPPT 2009 SIZE DISTRIBUTION CUMULATIVE WEIGHT PERCENT TABLE

N05008

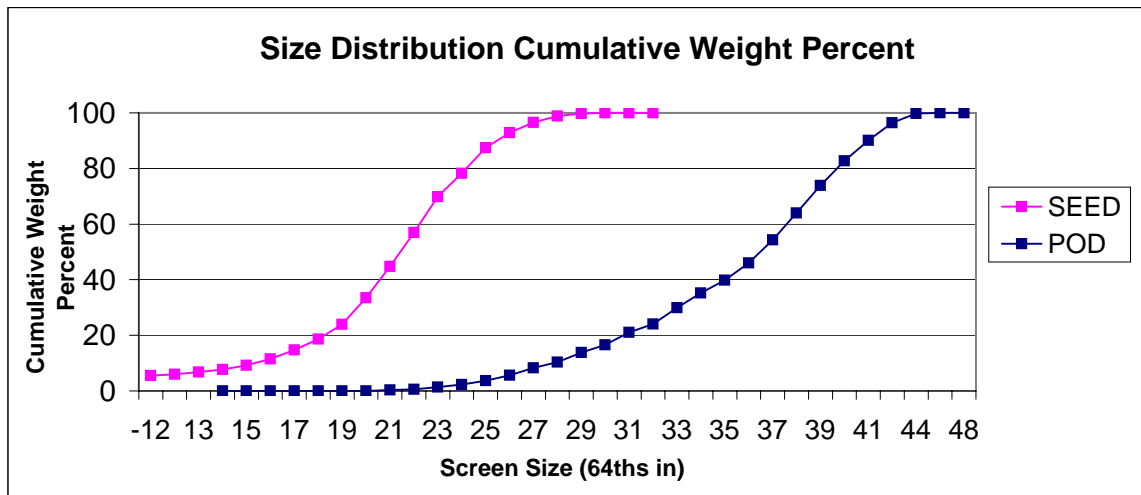
POD				SEED				
SCREEN SIZE	Weight	Wt %	Cum. Wt. %	SCREEN SIZE	Weight	Wt %	Wt % w/o SS	Cum. Wt %
				SS	418.4	10.25	---	---
				-12 & -20R	262.8	6.44	7.17	7.17
				12	35.4	0.87	0.97	8.14
				13	60.0	1.47	1.64	9.78
14	0.0	0.00	0.00	14	73.0	1.79	1.99	11.77
15	0.0	0.00	0.00	15	112.2	2.75	3.06	14.83
16	0.0	0.00	0.00	16	151.2	3.70	4.13	18.96
17	0.0	0.00	0.00	17	246.2	6.03	6.72	25.68
18	0.8	0.05	0.05	18	327.6	8.03	8.94	34.62
19	1.2	0.07	0.12	19	453.4	11.11	12.38	47.00
20	1.6	0.09	0.21	20	463.2	11.35	12.64	59.64
21	9.0	0.53	0.75	21	506.2	12.40	13.82	73.46
22	19.6	1.16	1.91	22	371.6	9.10	10.14	83.60
23	28.8	1.71	3.61	23	262.8	6.44	7.17	90.77
24	26.4	1.56	5.18	24	146.6	3.59	4.00	94.78
25	41.6	2.46	7.64	25	118.2	2.90	3.23	98.00
26	70.6	4.18	11.82	26	44.6	1.09	1.22	99.22
27	65.0	3.85	15.67	27	18.2	0.45	0.50	99.72
28	77.4	4.58	20.26	28	9.0	0.22	0.25	99.96
29	66.8	3.96	24.21	29	1.4	0.03	0.04	100.00
30	85.0	5.03	29.25	30	0.0	0.00	0.00	100.00
31	99.4	5.89	35.13	31	0.0	0.00	0.00	100.00
32	123.0	7.29	42.42	32	0.0	0.00	0.00	100.00
33	145.0	8.59	51.01	Total	4082.0	100	100	
34	102.2	6.05	57.06	Hull wt	1535.2			
35	111.0	6.57	63.63	Wt w/o SS	3663.6			
36	118.8	7.04	70.67	Percent Hulls		27.33		
37	102.4	6.06	76.74	Percent Meats		72.67		
38	104.0	6.16	82.90			100		
39	78.6	4.66	87.55					
40	74.4	4.41	91.96					
41	72.8	4.31	96.27					
42	50.6	3.00	99.27					
44	9.0	0.53	99.80					
46	3.4	0.20	100.00					
48	0.0	0.00	100.00					
POD WT.	1688.4							



LOCATION 25 UPPT 2009 SIZE DISTRIBUTION CUMULATIVE WEIGHT PERCENT TABLE

N05024J

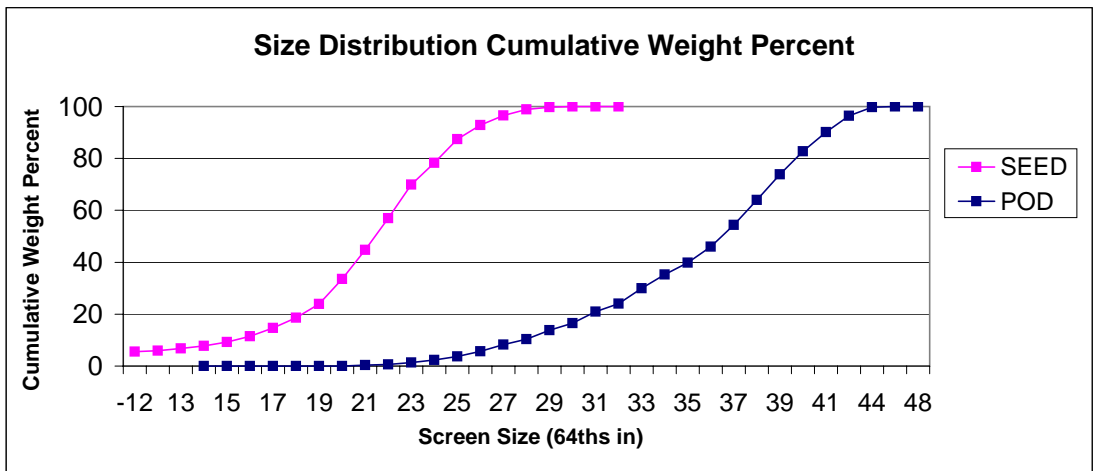
POD				SEED				
SCREEN SIZE	Weight	Wt %	Cum. Wt. %	SCREEN SIZE	Weight	Wt %	Wt % w/o SS	Cum. Wt %
				SS	996.6	20.15	---	---
				-12 & -20R	218.6	4.42	5.54	5.54
				12	17.0	0.34	0.43	5.97
				13	30.4	0.61	0.77	6.74
14	0.0	0.00	0.00	14	39.4	0.80	1.00	7.73
15	0.0	0.00	0.00	15	59.8	1.21	1.51	9.25
16	0.0	0.00	0.00	16	87.4	1.77	2.21	11.46
17	0.0	0.00	0.00	17	129.0	2.61	3.27	14.73
18	0.0	0.00	0.00	18	154.4	3.12	3.91	18.64
19	0.0	0.00	0.00	19	209.8	4.24	5.31	23.95
20	0.8	0.05	0.05	20	376.2	7.61	9.53	33.48
21	4.6	0.27	0.32	21	446.4	9.03	11.30	44.78
22	4.0	0.24	0.56	22	480.0	9.71	12.16	56.94
23	13.4	0.80	1.36	23	511.2	10.34	12.95	69.88
24	16.8	1.00	2.35	24	331.4	6.70	8.39	78.28
25	22.6	1.34	3.70	25	361.8	7.32	9.16	87.44
26	33.0	1.96	5.66	26	212.0	4.29	5.37	92.81
27	44.8	2.66	8.32	27	148.4	3.00	3.76	96.57
28	34.2	2.03	10.35	28	90.4	1.83	2.29	98.86
29	58.2	3.46	13.81	29	37.4	0.76	0.95	99.80
30	46.4	2.76	16.57	30	7.8	0.16	0.20	100.00
31	74.8	4.45	21.02	31	0.0	0.00	0.00	100.00
32	51.6	3.07	24.08	32	0.0	0.00	0.00	100.00
33	99.0	5.88	29.97	Total	4945.4	100	100	
34	88.4	5.25	35.22	Hull wt	1701.0			
35	77.0	4.58	39.80	Wt w/o SS	3948.8			
36	105.2	6.25	46.05	Percent Hulls		25.59		
37	139.4	8.29	54.34	Percent Meats		74.41		
38	163.0	9.69	64.03			100		
39	166.0	9.87	73.89					
40	149.6	8.89	82.79					
41	122.8	7.30	90.09					
42	106.8	6.35	96.43					
44	56.4	3.35	99.79					
46	3.6	0.21	100.00					
48	0.0	0.00	100.00					
POD WT.	1682.4							



LOCATION 25 UPPT 2009 SIZE DISTRIBUTION CUMULATIVE WEIGHT PERCENT TABLE

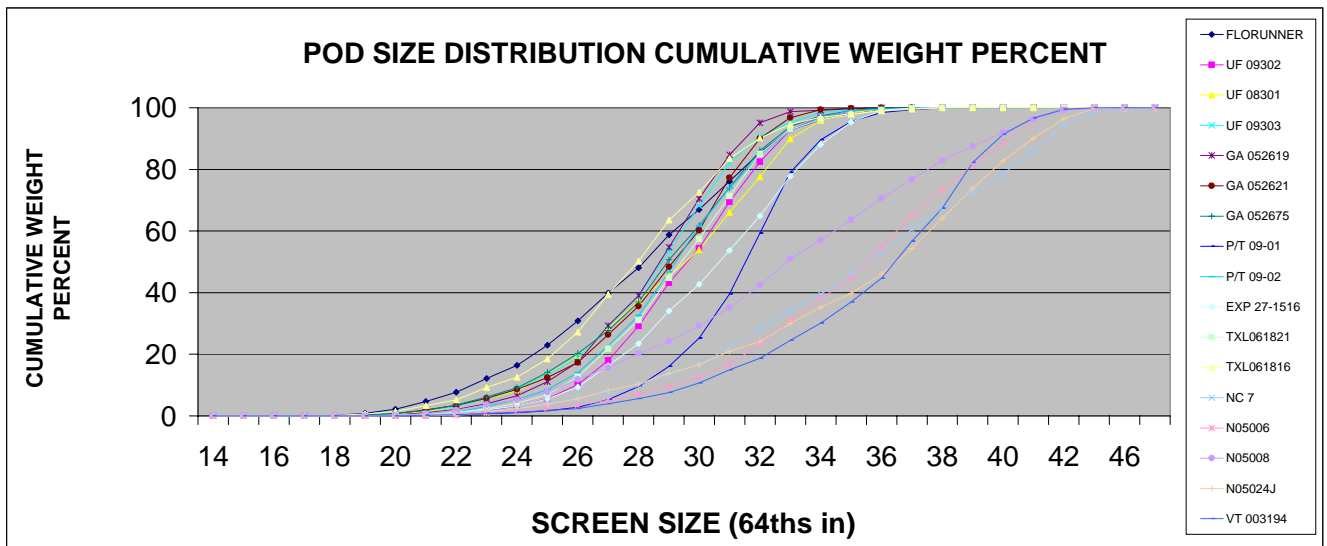
VT 003194

POD				SEED				
SCREEN SIZE	Weight	Wt %	Cum. Wt. %	SCREEN SIZE	Weight	Wt %	Wt % w/o SS	Cum. Wt %
				SS	921.8	18.20	---	---
				-12 & -20R	205.6	4.06	4.96	4.96
				12	22.6	0.45	0.55	5.51
				13	32.6	0.64	0.79	6.30
14	0.0	0.00	0.00	14	47.6	0.94	1.15	7.45
15	0.0	0.00	0.00	15	47.2	0.93	1.14	8.59
16	0.0	0.00	0.00	16	82.0	1.62	1.98	10.57
17	0.0	0.00	0.00	17	120.6	2.38	2.91	13.48
18	0.0	0.00	0.00	18	186.4	3.68	4.50	17.98
19	0.0	0.00	0.00	19	289.4	5.72	6.99	24.96
20	0.8	0.05	0.05	20	522.8	10.32	12.62	37.59
21	1.8	0.11	0.16	21	607.4	12.00	14.67	52.25
22	3.6	0.22	0.37	22	477.0	9.42	11.52	63.77
23	7.2	0.43	0.81	23	461.0	9.10	11.13	74.90
24	5.4	0.32	1.13	24	308.6	6.09	7.45	82.35
25	10.0	0.60	1.73	25	312.6	6.17	7.55	89.90
26	11.6	0.70	2.43	26	181.0	3.57	4.37	94.27
27	25.4	1.53	3.96	27	136.6	2.70	3.30	97.57
28	27.4	1.65	5.61	28	68.2	1.35	1.65	99.21
29	33.6	2.02	7.63	29	25.6	0.51	0.62	99.83
30	51.6	3.10	10.73	30	5.6	0.11	0.14	99.97
31	69.6	4.19	14.92	31	1.4	0.03	0.03	100.00
32	62.6	3.77	18.69	32	0.0	0.00	0.00	100.00
33	97.2	5.85	24.53	Total	5063.6	100	100	
34	93.2	5.61	30.14	Hull wt	1633.6			
35	114.2	6.87	37.01	Wt w/o SS	4141.8			
36	127.2	7.65	44.66	Percent Hulls		24.39		
37	199.8	12.02	56.68	Percent Meats		75.61		
38	177.6	10.68	67.37			100		
39	247.4	14.88	82.25					
40	151.0	9.08	91.34					
41	89.6	5.39	96.73					
42	45.4	2.73	99.46					
44	9.0	0.54	100.00					
46	0.0	0.00	100.00					
48	0.0	0.00	100.00					
POD WT.	1662.2							



LOCATION 25 UPPT 2009 POD SIZE DISTRIBUTION CUMULATIVE WEIGHT PERCENT TABLE

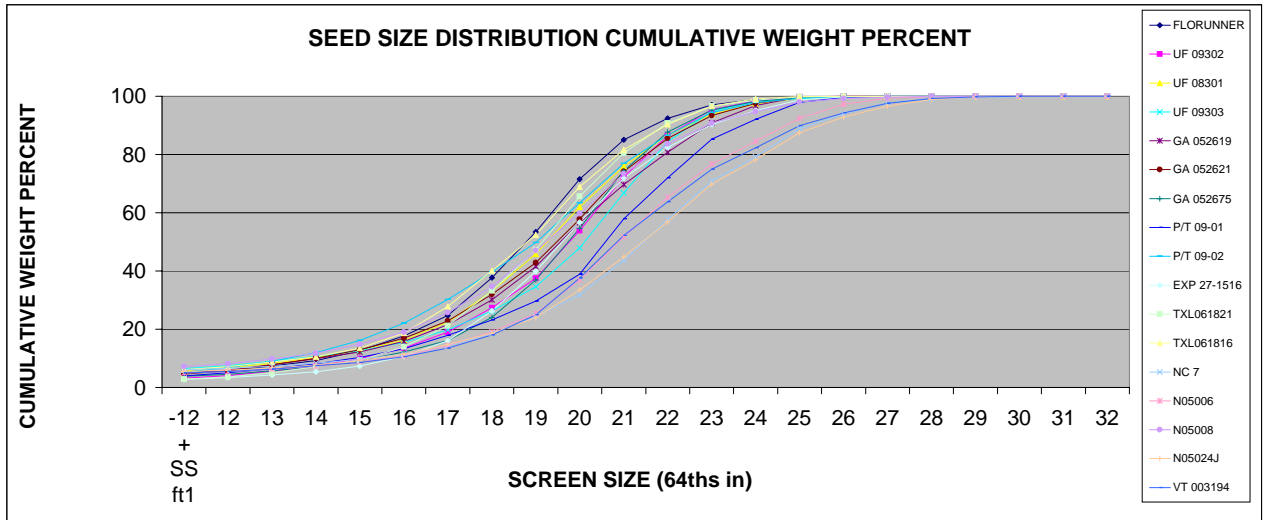
SCREEN	ENTRY NUMBER																	
	SIZE	FLORUNNER	UF 09302	UF 08301	UF 09303	GA 052619	GA 052621	GA 052675	P/T 09-01	P/T 09-02	EXP 27-1516	TXL061821	TXL061816	NC 7	N05006	N05008	N05024J	VT 003194
14	0.00	0.00	0.00	0.00	0.00	0.00	0.00	0.00	0.00	0.00	0.00	0.00	0.00	0.00	0.00	0.00	0.00	0.00
15	0.00	0.00	0.00	0.00	0.00	0.00	0.00	0.00	0.00	0.00	0.00	0.00	0.00	0.00	0.00	0.00	0.00	0.00
16	0.00	0.00	0.00	0.00	0.00	0.00	0.00	0.00	0.00	0.00	0.00	0.00	0.00	0.00	0.00	0.00	0.00	0.00
17	0.01	0.00	0.00	0.00	0.00	0.00	0.00	0.00	0.00	0.00	0.00	0.00	0.09	0.00	0.00	0.00	0.00	0.00
18	0.18	0.00	0.03	0.07	0.07	0.00	0.01	0.02	0.00	0.00	0.00	0.00	0.24	0.00	0.00	0.05	0.00	0.00
19	0.81	0.00	0.24	0.33	0.33	0.12	0.17	0.17	0.00	0.12	0.00	0.08	0.65	0.00	0.00	0.12	0.00	0.00
20	2.17	0.06	0.67	0.89	0.89	0.32	0.77	0.85	0.05	0.26	0.17	0.22	1.46	0.06	0.00	0.21	0.05	0.05
21	4.66	0.24	1.38	1.76	1.76	0.99	2.00	1.77	0.20	0.52	0.45	0.51	3.31	0.38	0.07	0.75	0.32	0.16
22	7.72	0.59	2.98	3.04	3.04	2.05	3.44	3.55	0.40	1.14	0.99	1.12	5.22	0.82	0.17	1.91	0.56	0.37
23	12.13	1.58	5.62	5.60	5.60	3.99	5.76	6.18	0.75	3.11	1.97	2.33	9.27	1.64	0.94	3.61	1.36	0.81
24	16.45	3.23	8.06	8.96	8.96	6.55	8.61	9.13	1.02	5.27	3.26	4.05	12.52	2.44	1.42	5.18	2.35	1.13
25	22.93	5.60	13.38	13.33	13.33	11.12	12.42	14.08	1.71	8.48	5.54	6.95	18.50	4.08	2.42	7.64	3.70	1.73
26	30.83	10.18	19.28	18.99	18.99	17.43	17.33	20.26	2.80	14.05	9.31	12.70	27.16	5.78	3.42	11.82	5.66	2.43
27	39.92	18.01	28.56	28.99	28.99	29.33	26.33	27.74	5.34	22.71	16.31	21.85	39.48	7.65	5.04	15.67	8.32	3.96
28	48.09	29.14	37.28	38.81	38.81	39.05	35.63	36.96	9.53	32.58	23.46	31.06	50.25	10.19	7.08	20.26	10.35	5.61
29	58.73	43.16	45.36	53.35	53.35	54.69	48.43	50.64	16.12	46.75	34.03	44.74	63.60	13.33	9.53	24.21	13.81	7.63
30	67.00	54.46	53.91	68.21	68.21	70.51	60.26	61.74	25.23	61.61	42.66	57.45	72.62	16.78	12.72	29.25	16.57	10.73
31	76.16	69.44	66.02	82.10	82.10	84.70	77.26	74.17	39.56	73.90	53.70	71.29	83.51	22.15	16.81	35.13	21.02	14.92
32	85.46	82.48	77.62	90.90	90.90	95.14	90.08	86.09	59.26	84.77	64.86	85.00	90.15	28.16	23.12	42.42	24.08	18.69
33	92.89	92.81	89.90	95.10	95.10	98.71	96.73	93.85	79.01	92.59	77.73	92.96	94.65	34.52	30.89	51.01	29.97	24.53
34	96.08	97.03	95.81	98.46	98.46	99.16	99.42	97.40	89.65	96.75	88.08	96.21	96.84	39.42	38.03	57.06	35.22	30.14
35	98.02	98.27	98.37	99.30	99.30	99.65	99.83	99.05	95.58	99.04	95.31	97.74	98.08	46.02	44.75	63.63	39.80	37.01
36	99.48	98.94	99.62	99.77	99.77	100.00	100.00	100.00	98.42	99.44	99.15	99.29	98.92	53.18	54.75	70.67	46.05	44.66
37	99.90	99.32	99.90	99.89	99.89	100.00	100.00	100.00	99.40	99.85	99.75	99.81	99.46	60.47	65.24	76.74	54.34	56.68
38	100.00	100.00	100.00	100.00	100.00	100.00	100.00	100.00	100.00	100.00	100.00	100.00	100.00	67.11	73.50	82.90	64.03	67.37
39	100.00	100.00	100.00	100.00	100.00	100.00	100.00	100.00	100.00	100.00	100.00	100.00	100.00	72.54	81.28	87.55	73.89	82.25
40	100.00	100.00	100.00	100.00	100.00	100.00	100.00	100.00	100.00	100.00	100.00	100.00	100.00	78.57	88.59	91.96	82.79	91.34
41	100.00	100.00	100.00	100.00	100.00	100.00	100.00	100.00	100.00	100.00	100.00	100.00	100.00	86.01	95.97	96.27	90.09	96.73
42	100.00	100.00	100.00	100.00	100.00	100.00	100.00	100.00	100.00	100.00	100.00	100.00	100.00	94.55	99.44	99.27	96.43	99.46
44	100.00	100.00	100.00	100.00	100.00	100.00	100.00	100.00	100.00	100.00	100.00	100.00	100.00	98.51	99.80	99.80	99.79	100.00
46	100.00	100.00	100.00	100.00	100.00	100.00	100.00	100.00	100.00	100.00	100.00	100.00	100.00	99.66	100.00	100.00	100.00	100.00
48	100.00	100.00	100.00	100.00	100.00	100.00	100.00	100.00	100.00	100.00	100.00	100.00	100.00	100.00	100.00	100.00	100.00	100.00



LOCATION 25 LOCAL OPTION 2009 SEED SIZE DISTRIBUTION CUMULATIVE WEIGHT PERCENT TABLE

SCREEN SIZE	ENTRY NUMBER																	
	FLORUNNER	UF 09302	UF 08301	UF 09303	GA 052619	GA 052621	GA 052675	P/T 09-01	P/T 09-02	EXP 27-1516	TXL061821	TXL061816	NC 7	N05006	N05008	N05024J	VT 003194	
-12 + SS ft ¹	4.96	3.17	5.77	6.50	4.73	4.62	3.82	3.97	5.25	2.75	2.84	6.13	5.99	4.95	7.17	5.54	4.96	
12	5.82	4.07	6.82	7.52	5.99	5.76	4.52	5.10	6.76	3.42	3.67	7.15	6.54	5.43	8.14	5.97	5.51	
13	7.32	5.57	8.29	9.01	7.84	7.75	5.71	6.51	9.00	4.27	5.08	8.79	7.30	6.28	9.78	6.74	6.30	
14	9.26	7.40	10.22	10.70	9.87	10.00	7.27	8.14	12.02	5.39	7.10	10.55	8.31	7.23	11.77	7.73	7.45	
15	12.61	9.86	12.64	12.67	12.19	13.00	9.16	10.31	16.14	7.40	9.37	13.52	9.66	8.81	14.83	9.25	8.59	
16	17.67	13.47	16.29	15.50	15.84	16.95	12.17	13.25	22.05	10.64	13.91	18.71	11.39	10.82	18.96	11.46	10.57	
17	24.70	18.98	22.45	19.73	21.49	22.88	16.17	17.91	30.19	16.05	21.21	27.83	14.19	14.41	25.68	14.73	13.48	
18	37.71	27.32	33.02	26.31	30.11	31.93	24.08	23.16	39.69	26.30	33.23	40.14	18.62	19.14	34.62	18.64	17.98	
19	53.39	37.42	45.86	34.65	41.55	42.83	36.89	29.69	49.83	39.85	47.28	52.37	24.40	25.38	47.00	23.95	24.96	
20	71.48	53.88	61.95	47.94	56.64	57.81	54.58	38.94	63.43	56.65	65.58	68.87	31.90	36.87	59.64	33.48	37.59	
21	85.05	72.35	75.99	66.80	69.63	74.19	74.35	57.90	76.96	71.82	80.51	81.67	43.65	51.68	73.46	44.78	52.25	
22	92.41	86.51	86.56	84.45	80.74	85.54	87.67	71.97	86.61	82.39	90.74	90.35	57.74	65.30	83.60	56.94	63.77	
23	97.07	95.43	93.84	94.80	90.86	93.44	95.25	85.23	94.42	90.32	96.57	96.60	70.91	76.74	90.77	69.88	74.90	
24	98.89	98.42	97.35	98.25	96.78	97.53	98.25	92.04	97.78	95.04	98.65	99.12	79.19	84.53	94.78	78.28	82.35	
25	99.79	99.76	99.36	99.25	99.77	99.61	99.54	97.88	99.36	98.76	99.81	99.85	88.95	92.36	98.00	87.44	89.90	
26	99.93	99.95	99.87	99.80	100.00	99.97	99.94	99.55	99.93	99.81	100.00	99.96	93.99	97.22	99.22	92.81	94.27	
27	99.98	100.00	99.93	99.97	100.00	100.00	99.96	99.97	100.00	100.00	100.00	100.00	99.96	97.67	99.32	99.72	96.57	
28	100.00	100.00	100.00	100.00	100.00	100.00	100.00	100.00	100.00	100.00	100.00	100.00	99.09	99.94	99.96	98.86	99.21	
29	100.00	100.00	100.00	100.00	100.00	100.00	100.00	100.00	100.00	100.00	100.00	100.00	99.72	100.00	100.00	99.80	99.83	
30	100.00	100.00	100.00	100.00	100.00	100.00	100.00	100.00	100.00	100.00	100.00	100.00	99.93	100.00	100.00	100.00	99.97	
31	100.00	100.00	100.00	100.00	100.00	100.00	100.00	100.00	100.00	100.00	100.00	100.00	99.96	100.00	100.00	100.00	100.00	
32	100.00	100.00	100.00	100.00	100.00	100.00	100.00	100.00	100.00	100.00	100.00	100.00	100.00	100.00	100.00	100.00	100.00	

¹ SS ft IS -17R, -20R, OR -16R FOR RUNNER, VIRGINIA OR SPANISH MARKET TYPES, RESPECTIVELY



LOCATION 25 UPPT 2009 SEED COUNT/POUND TABLE

FLORUNNER

Weight of 100 seed

	Wt (g)	Wt of 1 seed	Count/lb
Jumbo	68.4	0.684	663
Medium	54.8	0.548	828
Number 1	34.8	0.348	1303
Splits	24.2	0.242	1874

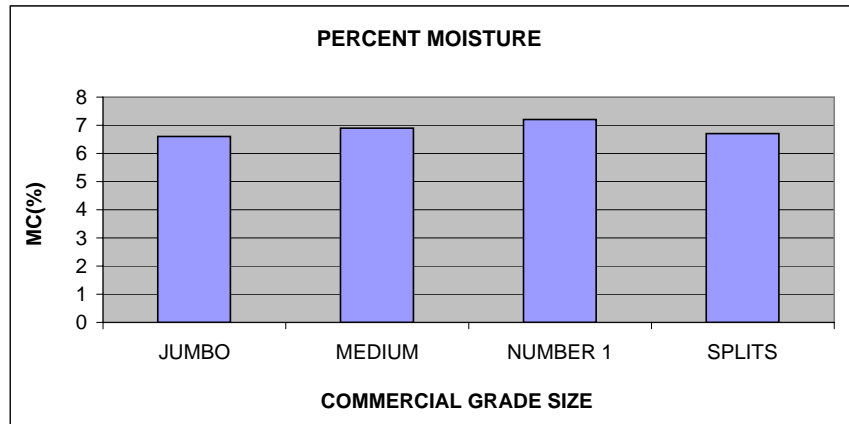
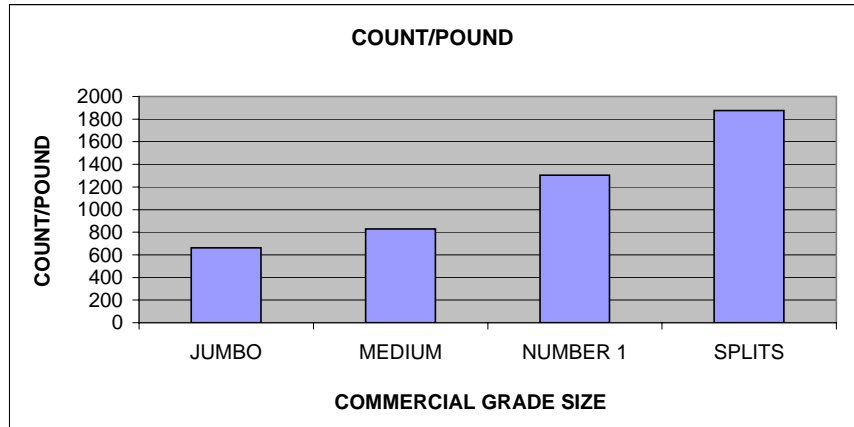
LOCATION 25 SEED MOISTURE CONTENT TABLE

FLORUNNER

GAC 2000 Percent Moisture & Density

	MC*	kg/hl
Jumbo	6.6	46.0
Medium	6.9	47.8
Number 1	7.2	48.6
Splits	6.7	44.4

* NA INDICATES THAT THERE WAS NOT ENOUGH MATERIAL FOR THE GAC 2000 TO READ



LOCATION 25 UPPT 2009 SEED COUNT/POUND TABLE

UF 09302

Weight of 100 seed

	Wt (g)	Wt of 1 seed	Count/lb
Jumbo	69.0	0.690	657
Medium	52.6	0.526	862
Number 1	33.8	0.338	1342
Splits	28.0	0.280	1620

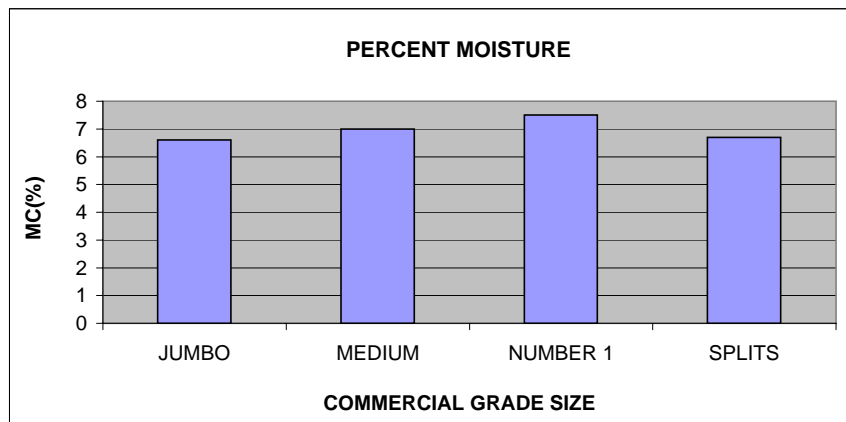
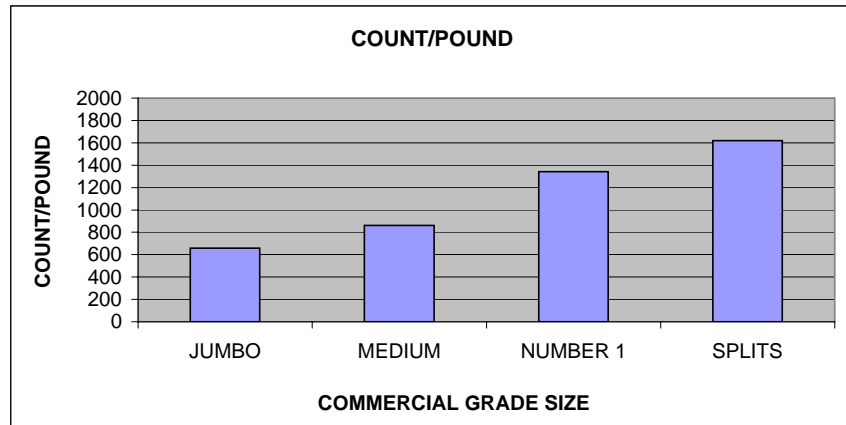
LOCATION 25 SEED MOISTURE CONTENT TABLE

UF 09302

GAC 2000 Percent Moisture & Density

	MC*	kg/hl
Jumbo	6.6	46.8
Medium	7.0	49.5
Number 1	7.5	49.1
Splits	6.7	44.2

* NA INDICATES THAT THERE WAS NOT ENOUGH MATERIAL FOR THE GAC 2000 TO READ



LOCATION 25 UPPT 2009 SEED COUNT/POUND TABLE

UF 08301

Weight of 100 seed

	Wt (g)	Wt of 1 seed	Count/lb
Jumbo	75.8	0.758	598
Medium	60.4	0.604	751
Number 1	39.6	0.396	1145
Splits	25.6	0.256	1772

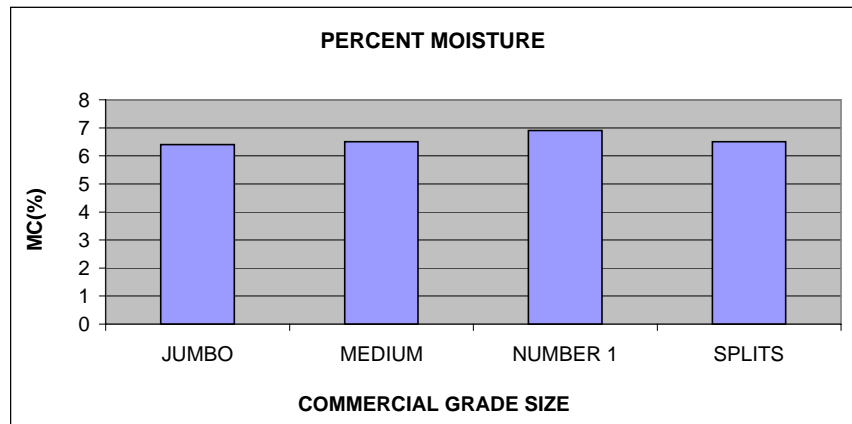
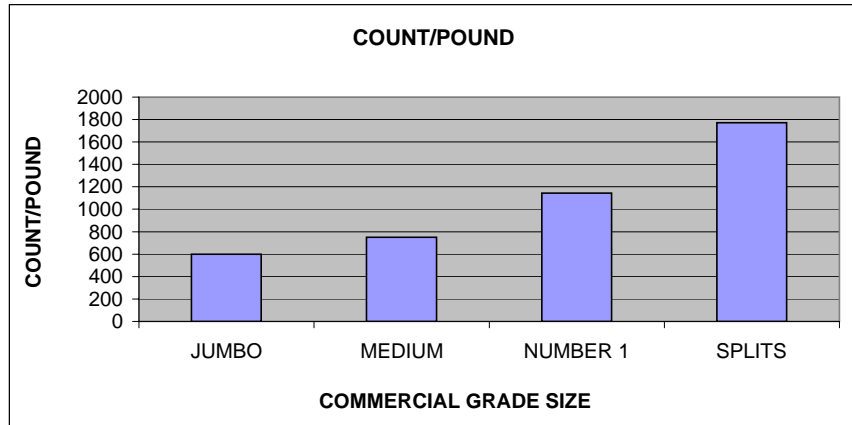
LOCATION 25 SEED MOISTURE CONTENT TABLE

UF 08301

GAC 2000 Percent Moisture & Density

	MC*	kg/hl
Jumbo	6.4	44.9
Medium	6.5	47.1
Number 1	6.9	49.2
Splits	6.5	44.9

* NA INDICATES THAT THERE WAS NOT ENOUGH MATERIAL FOR THE GAC 2000 TO READ



LOCATION 25 UPPT 2009 SEED COUNT/POUND TABLE

UF 09303

Weight of 100 seed

	Wt (g)	Wt of 1 seed	Count/lb
Jumbo	77.0	0.770	589
Medium	51.2	0.512	886
Number 1	35.6	0.356	1274
Splits	28.0	0.280	1620

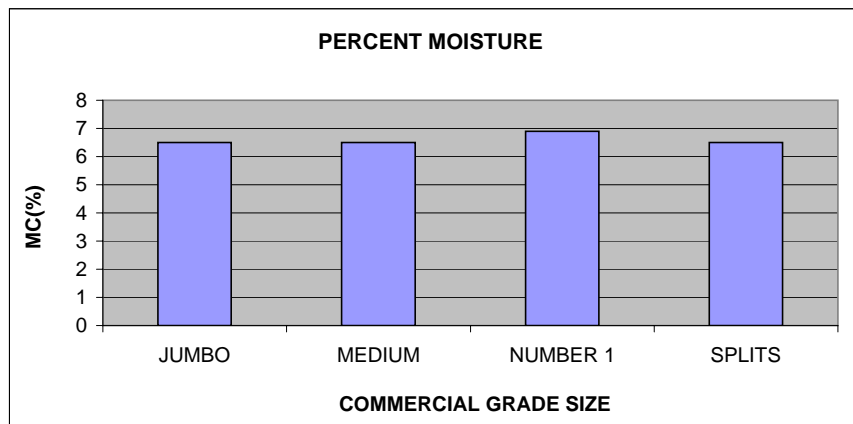
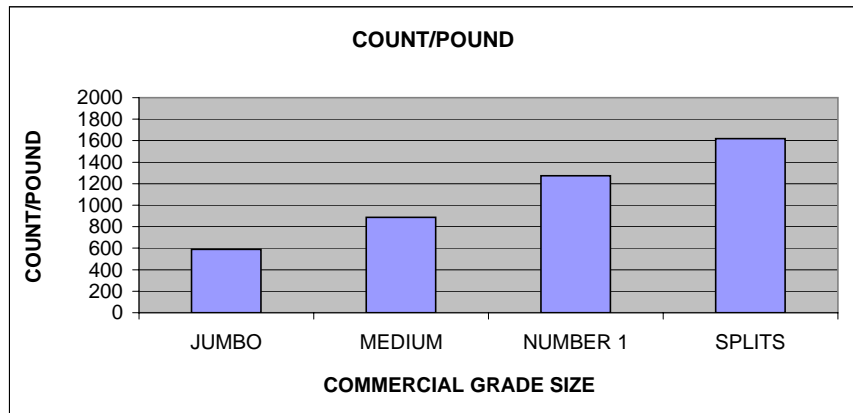
LOCATION 25 SEED MOISTURE CONTENT TABLE

UF 09303

GAC 2000 Percent Moisture & Density

	MC*	kg/hl
Jumbo	6.5	46.5
Medium	6.5	41.3
Number 1	6.9	47.9
Splits	6.5	45.0

* NA INDICATES THAT THERE WAS NOT ENOUGH MATERIAL FOR THE GAC 2000 TO READ



LOCATION 25 UPPT 2009 SEED COUNT/POUND TABLE

GA 052619

Weight of 100 seed

	Wt (g)	Wt of 1 seed	Count/lb
Jumbo	67.2	0.672	675
Medium	53.0	0.530	856
Number 1	32.0	0.320	1418
Splits	25.8	0.258	1758

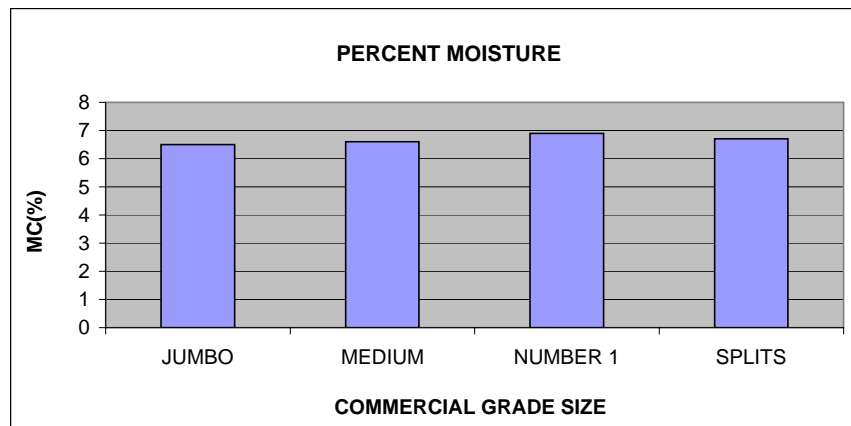
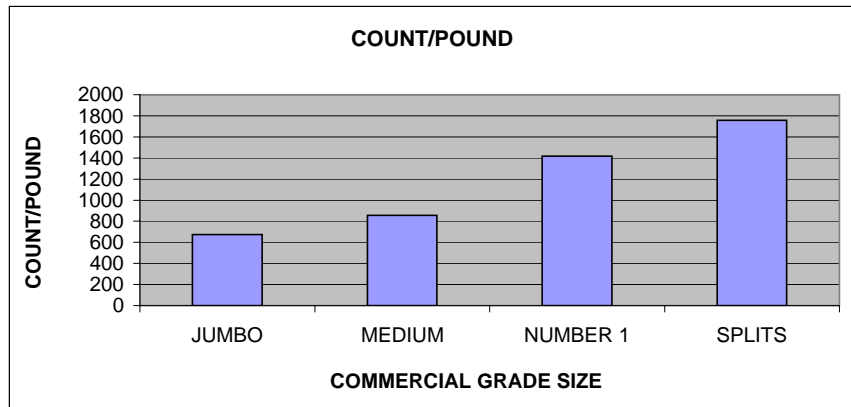
LOCATION 25 SEED MOISTURE CONTENT TABLE

GA 052619

GAC 2000 Percent Moisture & Density

	MC*	kg/hl
Jumbo	6.5	47.0
Medium	6.6	48.8
Number 1	6.9	48.4
Splits	6.7	45.8

* NA INDICATES THAT THERE WAS NOT ENOUGH MATERIAL FOR THE GAC 2000 TO READ



LOCATION 25 UPPT 2009 SEED COUNT/POUND TABLE

GA 052621

Weight of 100 seed

	Wt (g)	Wt of 1 seed	Count/lb
Jumbo	74.2	0.742	611
Medium	50.6	0.506	896
Number 1	34.0	0.340	1334
Splits	26.8	0.268	1693

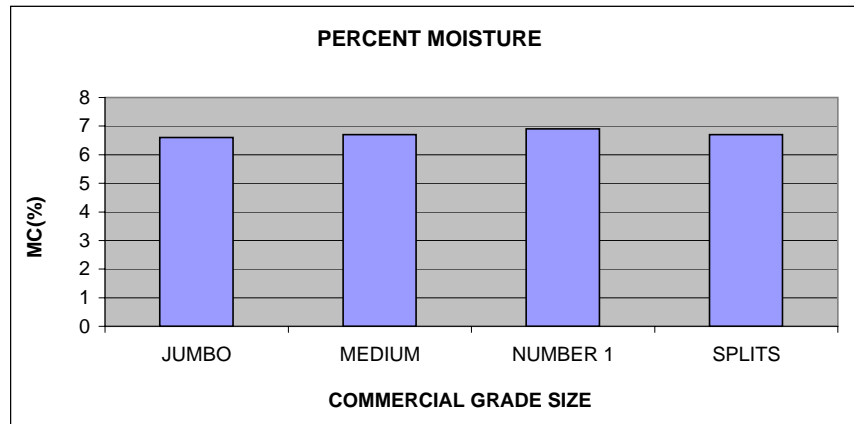
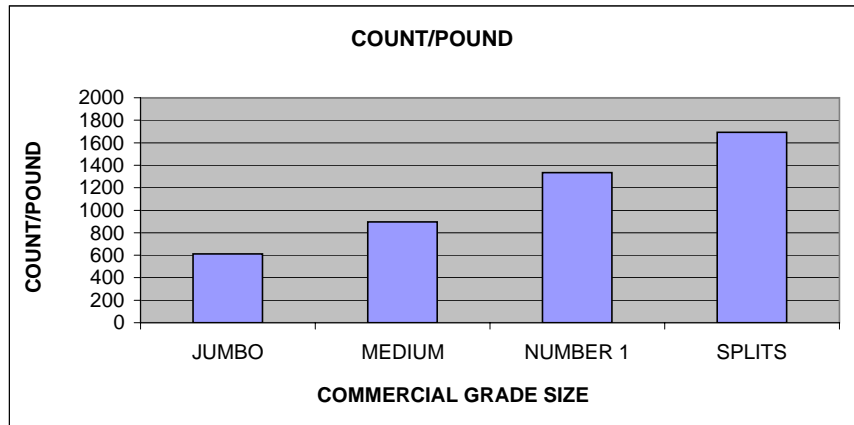
LOCATION 25 SEED MOISTURE CONTENT TABLE

GA 052621

GAC 2000 Percent Moisture & Density

	MC*	kg/hl
Jumbo	6.6	47.6
Medium	6.7	49.4
Number 1	6.9	50.2
Splits	6.7	45.4

* NA INDICATES THAT THERE WAS NOT ENOUGH MATERIAL FOR THE GAC 2000 TO READ



LOCATION 25 UPPT 2009 SEED COUNT/POUND TABLE

GA 052675

Weight of 100 seed

	Wt (g)	Wt of 1 seed	Count/lb
Jumbo	71.0	0.710	639
Medium	51.2	0.512	886
Number 1	31.6	0.316	1435
Splits	27.0	0.270	1680

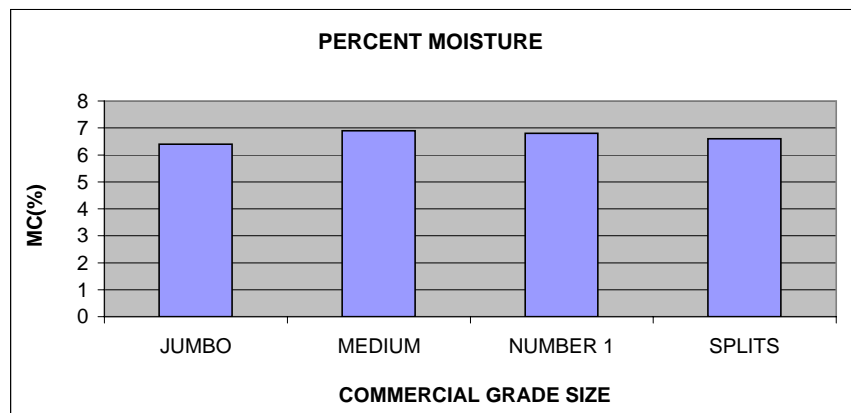
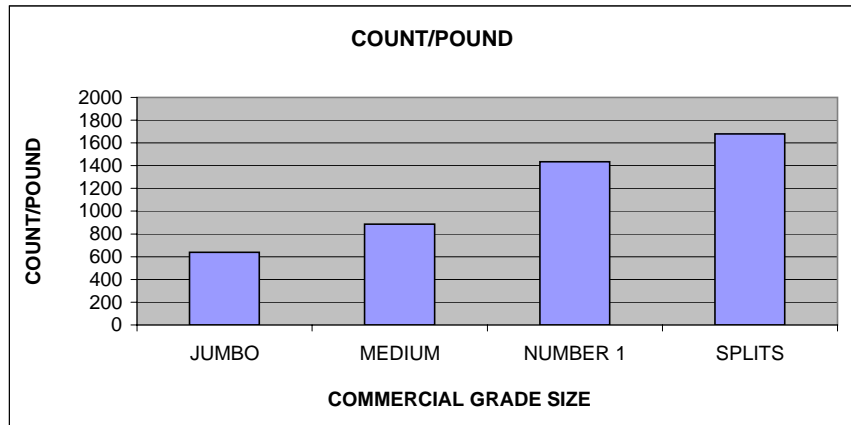
LOCATION 25 SEED MOISTURE CONTENT TABLE

GA 052675

GAC 2000 Percent Moisture & Density

	MC*	kg/hl
Jumbo	6.4	46.8
Medium	6.9	49.9
Number 1	6.8	49.3
Splits	6.6	46.3

* NA INDICATES THAT THERE WAS NOT ENOUGH MATERIAL FOR THE GAC 2000 TO READ



LOCATION 25 UPPT 2009 SEED COUNT/POUND TABLE

P/T 09-01

Weight of 100 seed

	Wt (g)	Wt of 1 seed	Count/lb
Jumbo	75.8	0.758	598
Medium	53.4	0.534	849
Number 1	36.4	0.364	1246
Splits	33.0	0.330	1375

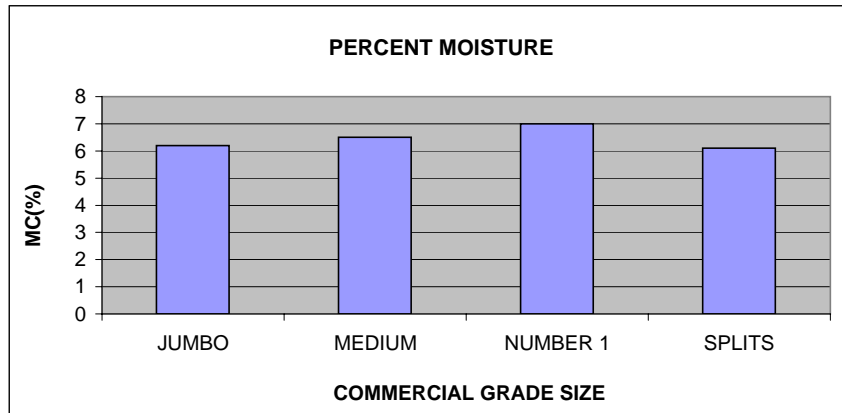
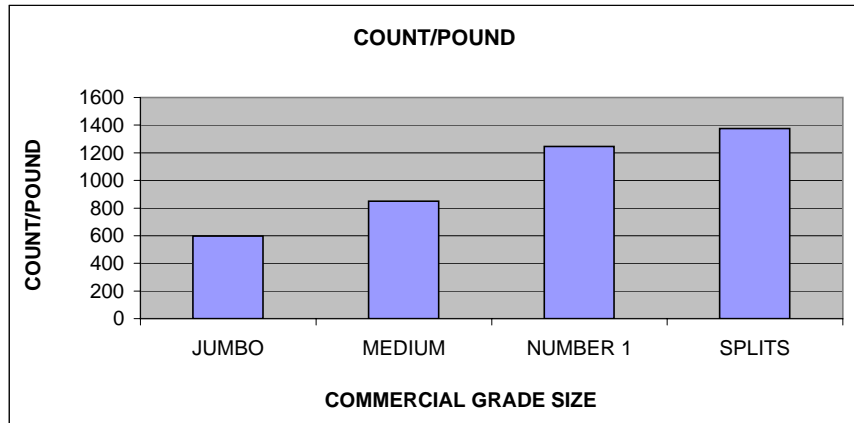
LOCATION 25 SEED MOISTURE CONTENT TABLE

P/T 09-01

GAC 2000 Percent Moisture & Density

	MC*	kg/hl
Jumbo	6.2	46.4
Medium	6.5	47.7
Number 1	7.0	47.3
Splits	6.1	43.5

* NA INDICATES THAT THERE WAS NOT ENOUGH MATERIAL FOR THE GAC 2000 TO READ



LOCATION 25 UPPT 2009 SEED COUNT/POUND TABLE

P/T 09-02

Weight of 100 seed

	Wt (g)	Wt of 1 seed	Count/lb
Jumbo	66.6	0.666	681
Medium	53.2	0.532	853
Number 1	35.4	0.354	1281
Splits	27.2	0.272	1668

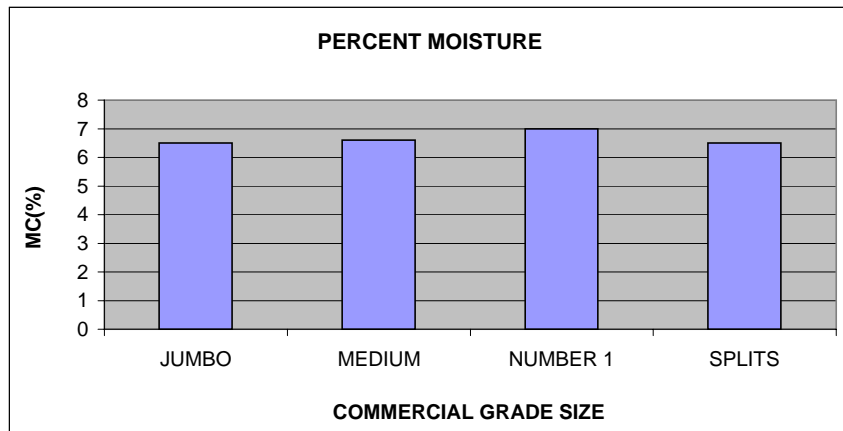
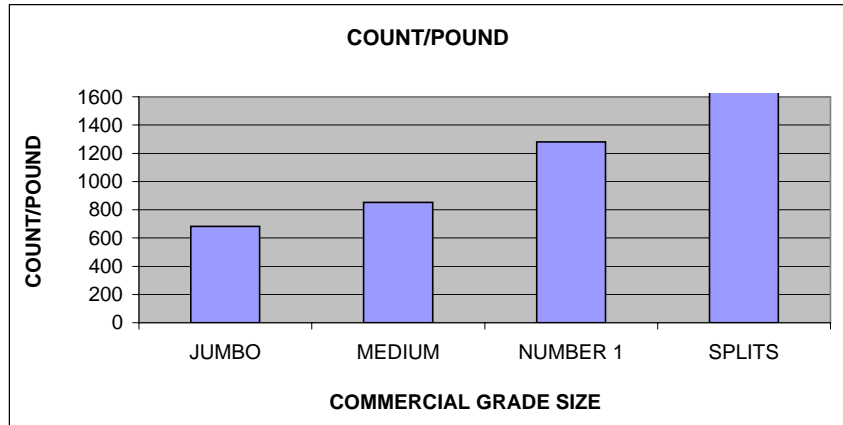
LOCATION 25 SEED MOISTURE CONTENT TABLE

P/T 09-02

GAC 2000 Percent Moisture & Density

	MC*	kg/hl
Jumbo	6.5	46.1
Medium	6.6	48.8
Number 1	7.0	49.0
Splits	6.5	44.0

* NA INDICATES THAT THERE WAS NOT ENOUGH MATERIAL FOR THE GAC 2000 TO READ



LOCATION 25 UPPT 2009 SEED COUNT/POUND TABLE

EXP 27-1516

Weight of 100 seed

	Wt (g)	Wt of 1 seed	Count/lb
Jumbo	73.8	0.738	615
Medium	60.4	0.604	751
Number 1	36.8	0.368	1233
Splits	29.0	0.290	1564

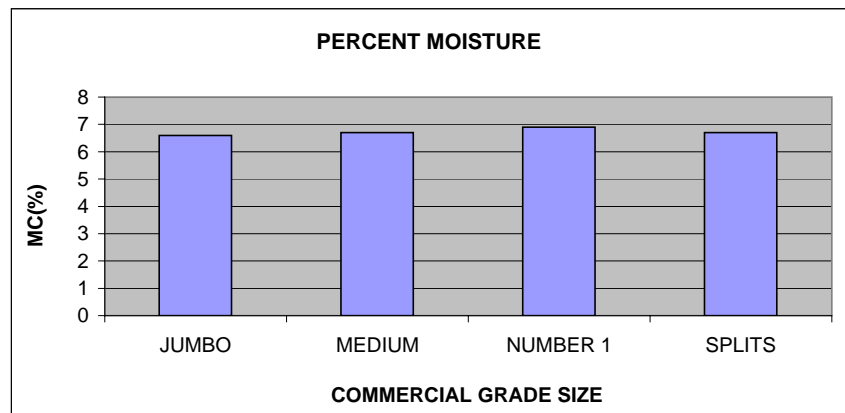
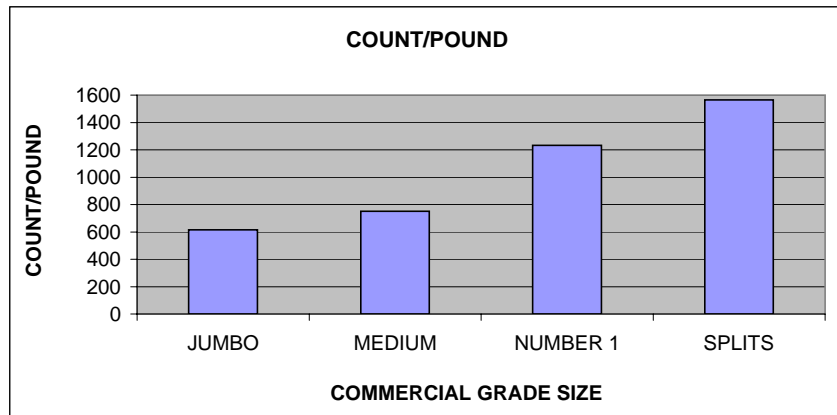
LOCATION 25 SEED MOISTURE CONTENT TABLE

EXP 27-1516

GAC 2000 Percent Moisture & Density

	MC*	kg/hl
Jumbo	6.6	47.0
Medium	6.7	47.7
Number 1	6.9	48.2
Splits	6.7	44.9

* NA INDICATES THAT THERE WAS NOT ENOUGH MATERIAL FOR THE GAC 2000 TO READ



LOCATION 25 UPPT 2009 SEED COUNT/POUND TABLE

TXL061821

Weight of 100 seed

	Wt (g)	Wt of 1 seed	Count/lb
Jumbo	79.4	0.794	571
Medium	62.0	0.620	732
Number 1	45.2	0.452	1004
Splits	29.8	0.298	1522

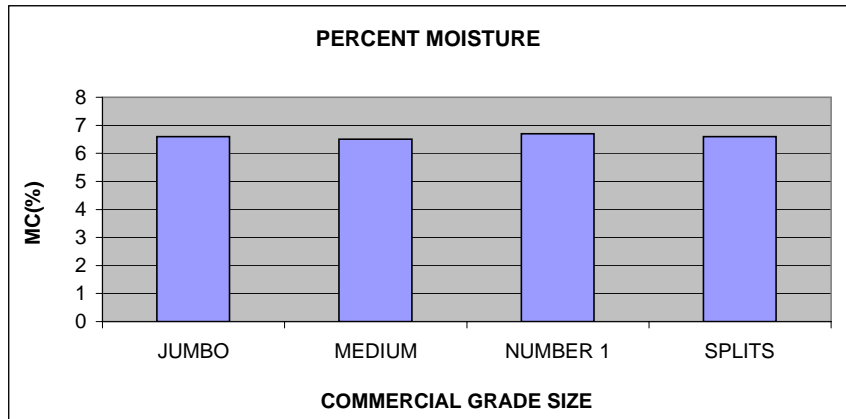
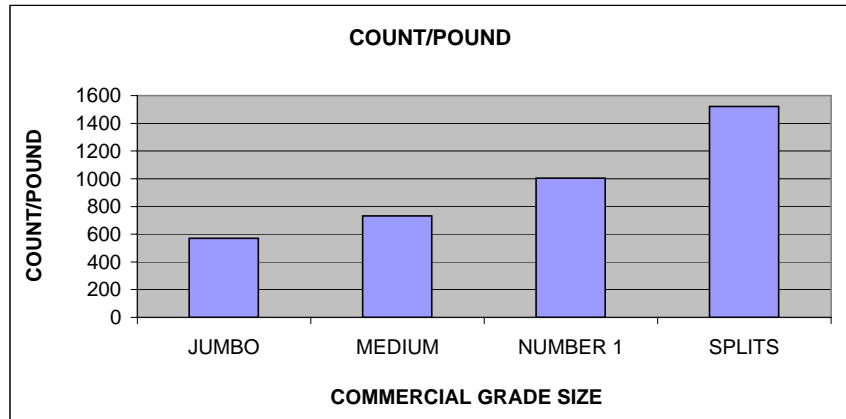
LOCATION 25 SEED MOISTURE CONTENT TABLE

TXL061821

GAC 2000 Percent Moisture & Density

	MC*	kg/hl
Jumbo	6.6	45.1
Medium	6.5	46.8
Number 1	6.7	46.6
Splits	6.6	43.4

* NA INDICATES THAT THERE WAS NOT ENOUGH MATERIAL FOR THE GAC 2000 TO READ



LOCATION 25 UPPT 2009 SEED COUNT/POUND TABLE

TXL061816

Weight of 100 seed

	Wt (g)	Wt of 1 seed	Count/lb
Jumbo	70.2	0.702	646
Medium	56.2	0.562	807
Number 1	38.4	0.384	1181
Splits	24.8	0.248	1829

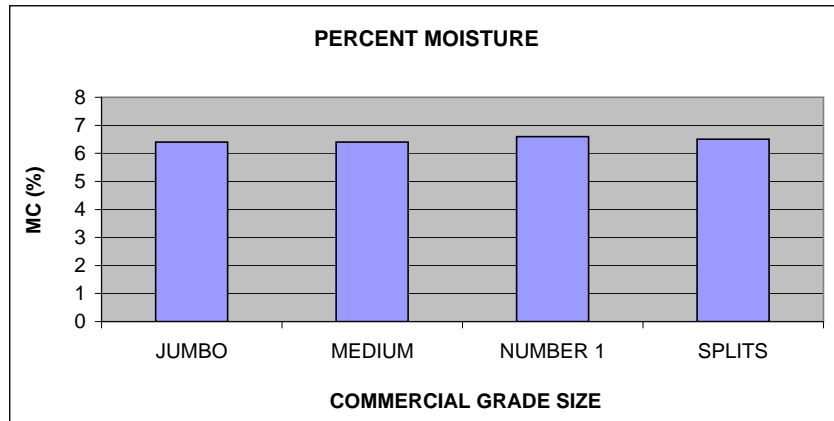
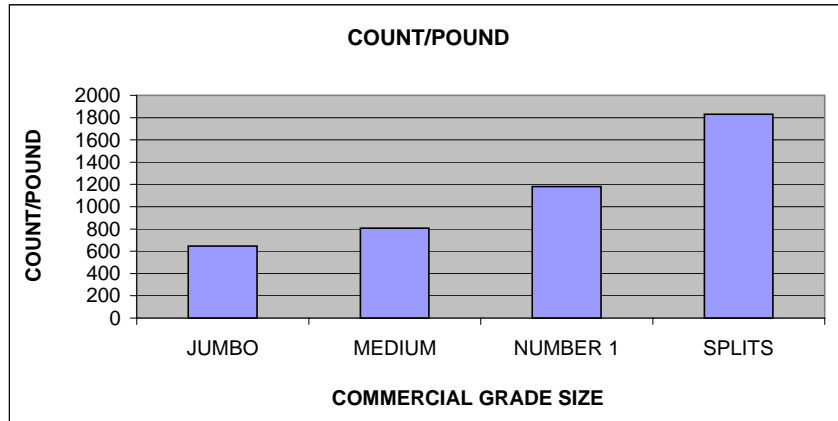
LOCATION 25 SEED MOISTURE CONTENT TABLE

TXL061816

GAC 2000 Percent Moisture & Density

	MC*	kg/hl
Jumbo	6.4	45.0
Medium	6.4	46.8
Number 1	6.6	48.2
Splits	6.5	44.8

* NA INDICATES THAT THERE WAS NOT ENOUGH MATERIAL FOR THE GAC 2000 TO READ



LOCATION 25 UPPT 2009 SEED COUNT/POUND TABLE

NC 7

Weight of 100 seed

	Wt (g)	Wt of 1 seed	Count/lb
Elk	101.0	1.010	449
Medium	53.6	0.536	846
Number 1	38.0	0.380	1194
Splits	47.4	0.474	957

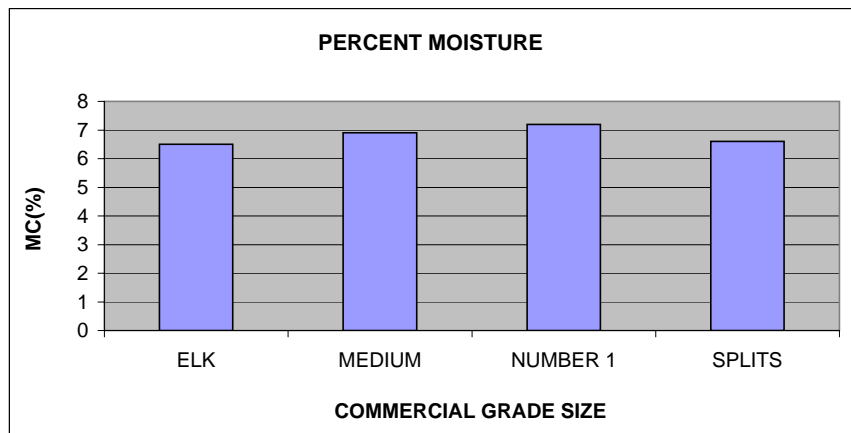
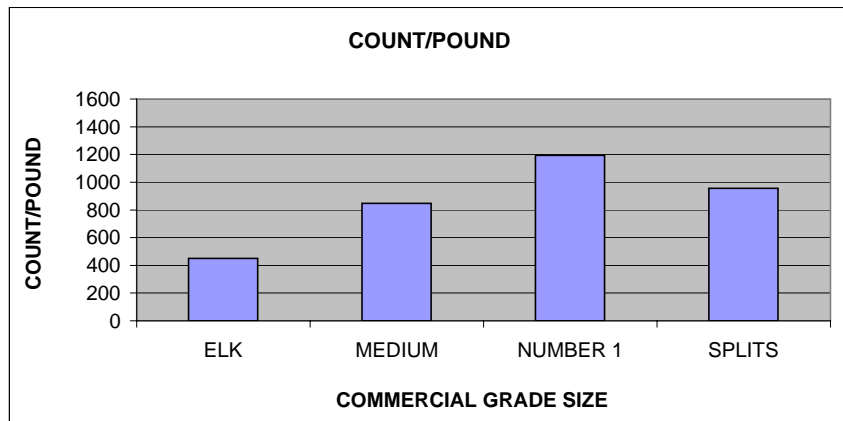
LOCATION 25 SEED MOISTURE CONTENT TABLE

NC 7

GAC 2000 Percent Moisture & Density

	MC*	kg/hl
Elk	6.5	44.4
Medium	6.9	46.9
Number 1	7.2	46.2
Splits	6.6	43.3

* NA INDICATES THAT THERE WAS NOT ENOUGH MATERIAL FOR THE GAC 2000 TO READ



LOCATION 25 UPPT 2009 SEED COUNT/POUND TABLE

N05006

Weight of 100 seed

	Wt (g)	Wt of 1 seed	Count/lb
Elk	93.8	0.938	484
Medium	58.4	0.584	777
Number 1	38.4	0.384	1181
Splits	44.4	0.444	1022

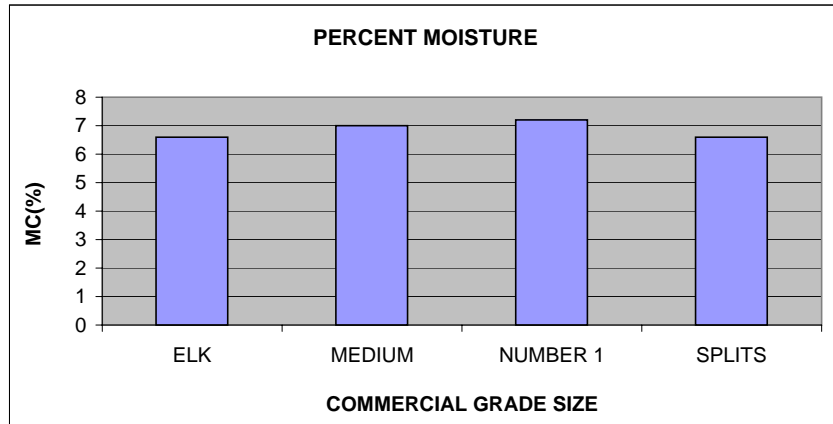
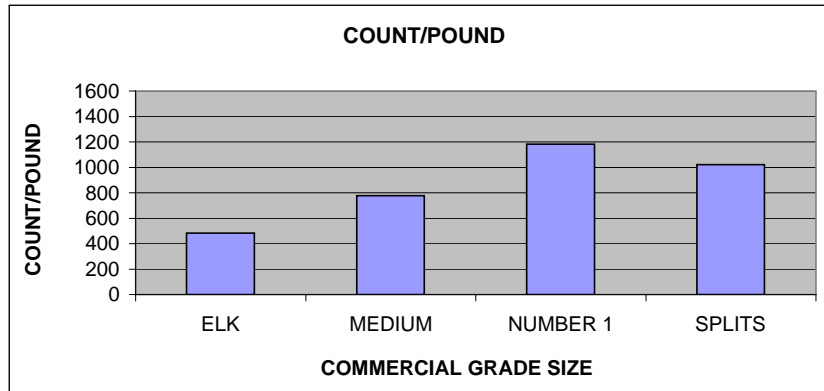
LOCATION 25 SEED MOISTURE CONTENT TABLE

N05006

GAC 2000 Percent Moisture & Density

	MC*	kg/hl
Elk	6.6	45.6
Medium	7.0	47.7
Number 1	7.2	48.7
Splits	6.6	42.5

* NA INDICATES THAT THERE WAS NOT ENOUGH MATERIAL FOR THE GAC 2000 TO READ



LOCATION 25 UPPT 2009 SEED COUNT/POUND TABLE

N05008

Weight of 100 seed

	Wt (g)	Wt of 1 seed	Count/lb
ELK	83.6	0.836	543
Medium	53.6	0.536	846
Number 1	37.2	0.372	1219
Splits	39.8	0.398	1140

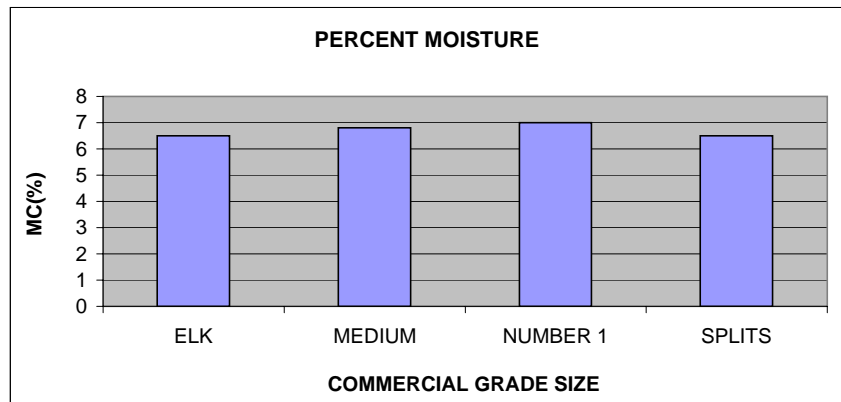
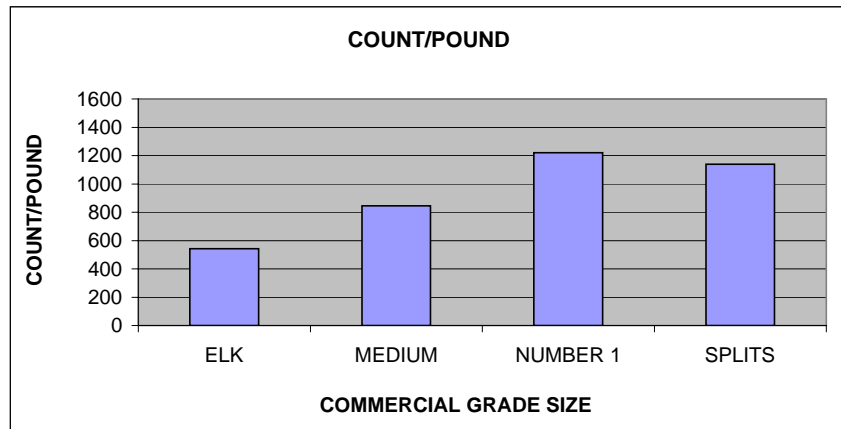
LOCATION 25 SEED MOISTURE CONTENT TABLE

N05008

GAC 2000 Percent Moisture & Density

	MC*	kg/hl
ELK	6.5	45.2
Medium	6.8	47.0
Number 1	7.0	48.5
Splits	6.5	43.7

* NA INDICATES THAT THERE WAS NOT ENOUGH MATERIAL FOR THE GAC 2000 TO READ



LOCATION 25 UPPT 2009 SEED COUNT/POUND TABLE

N05024J

Weight of 100 seed

	Wt (g)	Wt of 1 seed	Count/lb
Elk	93.4	0.934	486
Medium	54.2	0.542	837
Number 1	36.8	0.368	1233
Splits	46.4	0.464	978

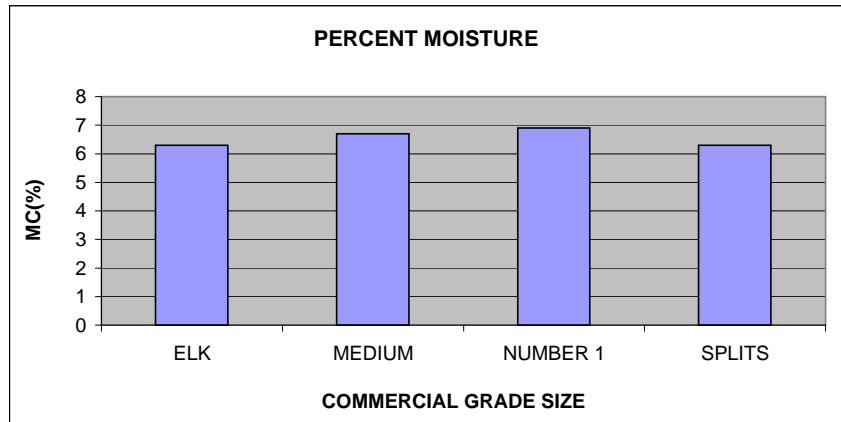
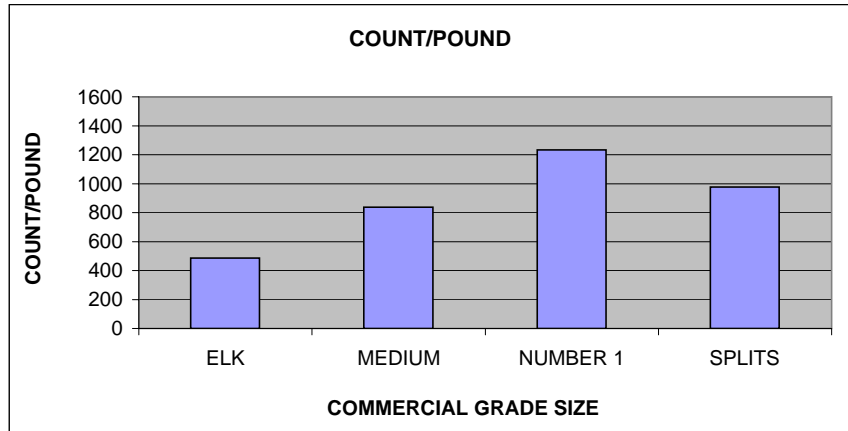
LOCATION 25 SEED MOISTURE CONTENT TABLE

N05024J

GAC 2000 Percent Moisture & Density

	MC*	kg/hl
Elk	6.3	46.4
Medium	6.7	46.6
Number 1	6.9	46.8
Splits	6.3	43.0

* NA INDICATES THAT THERE WAS NOT ENOUGH MATERIAL FOR THE GAC 2000 TO READ



LOCATION 25 UPPT 2009 SEED COUNT/POUND TABLE

VT 003194

Weight of 100 seed

	Wt (g)	Wt of 1 seed	Count/lb
Elk	106.6	1.066	426
Medium	63.0	0.630	720
Number 1	40.2	0.402	1128
Splits	45.6	0.456	995

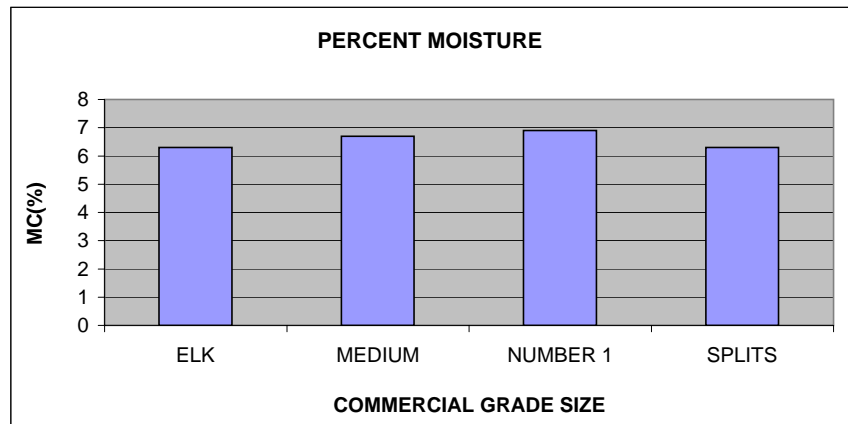
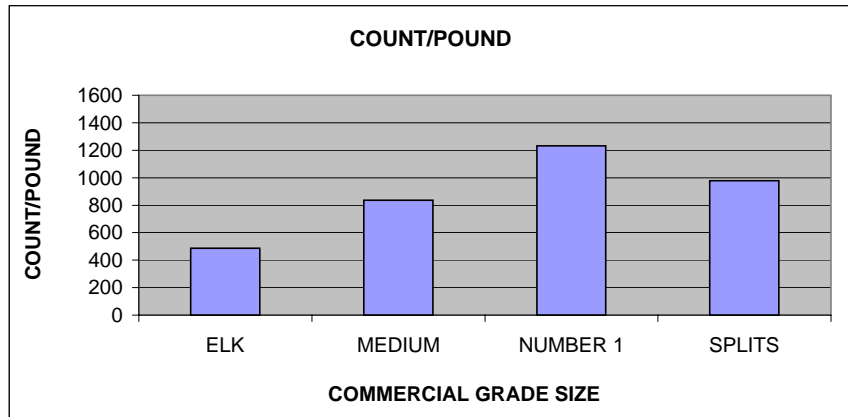
LOCATION 25 SEED MOISTURE CONTENT TABLE

VT 003194

GAC 2000 Percent Moisture & Density

	MC*	kg/hl
Elk	6.4	44.1
Medium	6.9	45.6
Number 1	7.1	45.5
Splits	6.5	42.5

* NA INDICATES THAT THERE WAS NOT ENOUGH MATERIAL FOR THE GAC 2000 TO READ



LOCATION 25 UPPT 2009 SHELLING DATA

VARIETY: FLORUNNER DATE: DEC. 4, 2009

STAGE	GRATE		WEIGHT	TIME
1st	29	initial	6501.2	146 sec.
		grams shelled / min	1193.9	
2nd	26	unshelled	3596.0	205 sec.
		grams shelled / min	476.1	
3rd	23	unshelled	1969.4	280 sec.
		grams shelled / min	250.7	
4th	20	unshelled	799.6	171 sec.
		grams shelled / min	132.8	
5th	17	unshelled	421.2	335 sec.
		grams shelled / min	74.0	
6th	16	unshelled	8.2	10 sec.
		grams shelled / min	49.2	
Final grams unshelled			0.0	
Total grams shelled			6501.2	19.12 min.
Total grams shelled / min			340.1	
HULLS			1523.6	

VARIETY: UF 09302 DATE: DEC. 4, 2009

GRATE		WEIGHT	TIME
29	initial	5589.0	193 sec.
	grams shelled / min	965.0	
26	unshelled	2484.8	218 sec.
	grams shelled / min	422.3	
23	unshelled	950.4	254 sec.
	grams shelled / min	193.9	
20	unshelled	129.4	51 sec.
	grams shelled / min	93.9	
17	unshelled	49.6	15 sec.
	grams shelled / min	198.4	
Final grams unshelled		0.0	
Total grams shelled		5589.0	12.18 min.
Total grams shelled / min		458.7	
HULLS		1435.6	

VARIETY: UF 08301 DATE: DEC. 7, 2009

STAGE	GRATE		WEIGHT	TIME
1st	29	initial	6425.6	161 sec.
		grams shelled / min	1212.3	
2nd	26	unshelled	3172.6	213 sec.
		grams shelled / min	431.2	
3rd	23	unshelled	1642.0	289 sec.
		grams shelled / min	230.0	
4th	20	unshelled	534.0	150 sec.
		grams shelled / min	131.0	
5th	17	unshelled	206.6	115 sec.
		grams shelled / min	107.8	
6th				
Final grams unshelled			0.0	
Total grams shelled			6425.6	15.47 min.
Total grams shelled / min			415.4	
HULLS			1456.0	

VARIETY: UF 09303 DATE: DEC. 7, 2009

GRATE		WEIGHT	TIME
29	initial	6542.4	141 sec.
	grams shelled / min	1242.6	
26	unshelled	3622.2	270 sec.
	grams shelled / min	475.5	
23	unshelled	1482.6	192 sec.
	grams shelled / min	284.8	
20	unshelled	571.2	112 sec.
	grams shelled / min	306.0	
17	unshelled	253.8	108 sec.
	grams shelled / min	141.0	
Final grams unshelled		0.0	
Total grams shelled		6542.4	13.72 min.
Total grams shelled / min		477.0	
HULLS		1567.6	

VARIETY: GA 052619 DATE: DEC. 7, 2009

STAGE	GRATE		WEIGHT	TIME
1st	28	initial	6339.4	131 sec.
		grams shelled / min	1263.0	
2nd	25	unshelled	3581.8	221 sec.
		grams shelled / min	637.1	
3rd	22	unshelled	1235.2	153 sec.
		grams shelled / min	222.8	
4th	19	unshelled	667.0	427 sec.
		grams shelled / min	88.8	
5th	16	unshelled	34.8	35 sec.
		grams shelled / min	59.7	
6th				
Final grams unshelled			0.0	
Total grams shelled			6339.4	16.12 min.
Total grams shelled / min			393.3	
HULLS			1436.8	

VARIETY: GA 052621 DATE: DEC. 7, 2009

GRATE		WEIGHT	TIME
28	initial	6551.6	163 sec.
	grams shelled / min	1117.9	
25	unshelled	3514.6	242 sec.
	grams shelled / min	546.9	
22	unshelled	1308.8	157 sec.
	grams shelled / min	231.4	
19	unshelled	703.4	508 sec.
	grams shelled / min	78.7	
16	unshelled	37.0	25 sec.
	grams shelled / min	88.8	
Final grams unshelled		0.0	
Total grams shelled		6551.6	18.25 min.
Total grams shelled / min		359.0	
HULLS		1458.4	

LOCATION 25 UPPT 2009 SHELLING DATA

VARIETY: GA 052675

DATE: DEC. 7, 2009

STAGE	GRATE	WEIGHT	TIME
1st	29 initial	6514.6	143 sec.
	grams shelled / min	1445.5	
2nd	26 unshelled	3069.4	247 sec.
	grams shelled / min	473.8	
3rd	23 unshelled	1119.0	218 sec.
	grams shelled / min	200.3	
4th	20 unshelled	391.4	114 sec.
	grams shelled / min	156.0	
5th	17 unshelled	95.0	47 sec.
	grams shelled / min	121.3	
6th			
Final grams unshelled		0.0	
Total grams shelled		6514.6	12.82 min.
Total grams shelled / min		508.3	
HULLS		1409.0	

VARIETY: P/T 09-01

DATE: DEC. 7, 2009

GRATE	WEIGHT	TIME	
29 initial	5288.2	238 sec.	
grams shelled / min	1015.3		
26 unshelled	1260.8	222 sec.	
grams shelled / min	266.6		
23 unshelled	274.2	94 sec.	
grams shelled / min	156.3		
20 unshelled	29.4	17 sec.	
grams shelled / min	103.8		
Final grams unshelled		0.0	
Total grams shelled		5288.2	9.52 min.
Total grams shelled / min		555.7	
HULLS		1578.6	

VARIETY: P/T 09-02

DATE: DEC. 7, 2009

STAGE	GRATE	WEIGHT	TIME
1st	28 initial	4474.6	128 sec.
	grams shelled / min	998.4	
2nd	25 unshelled	2344.6	250 sec.
	grams shelled / min	421.0	
3rd	22 unshelled	590.4	139 sec.
	grams shelled / min	169.8	
4th	19 unshelled	197.0	91 sec.
	grams shelled / min	127.3	
5th	16 unshelled	4.0	10 sec.
	grams shelled / min	24.0	
6th			
Final grams unshelled		0.0	
Total grams shelled		4474.6	10.30 min.
Total grams shelled / min		434.4	
HULLS		1280.2	

VARIETY: EXP 27-1516

DATE: DEC. 7, 2009

GRATE	WEIGHT	TIME	
30 initial	6257.6	163 sec.	
grams shelled / min	1601.2		
27 unshelled	1907.6	118 sec.	
grams shelled / min	541.4		
24 unshelled	842.8	136 sec.	
grams shelled / min	251.2		
21 unshelled	273.4	98 sec.	
grams shelled / min	141.7		
18 unshelled	42.0	19 sec.	
grams shelled / min	132.6		
Final grams unshelled		0.0	
Total grams shelled		6257.6	8.90 min.
Total grams shelled / min		703.1	
HULLS		1501.2	

VARIETY: TXL061821

DATE: DEC. 8, 2009

STAGE	GRATE	WEIGHT	TIME
1st	28 initial	5637.8	166 sec.
	grams shelled / min	1482.9	
2nd	25 unshelled	1535.2	121 sec.
	grams shelled / min	509.8	
3rd	22 unshelled	507.2	115 sec.
	grams shelled / min	174.6	
4th	19 unshelled	172.6	79 sec.
	grams shelled / min	125.3	
5th	16 unshelled	7.6	21 sec.
	grams shelled / min	21.7	
6th			
Final grams unshelled		0.0	
Total grams shelled		5637.8	8.37 min.
Total grams shelled / min		673.8	
HULLS		1332.0	

VARIETY: TXL061816

DATE: DEC. 8, 2009

GRATE	WEIGHT	TIME	
29 initial	4484.2	116 sec.	
grams shelled / min	1083.3		
26 unshelled	2389.8	164 sec.	
grams shelled / min	538.8		
23 unshelled	917.2	166 sec.	
grams shelled / min	194.7		
20 unshelled	378.6	108 sec.	
grams shelled / min	144.9		
17 unshelled	117.8	57 sec.	
grams shelled / min	124.0		
Final grams unshelled		0.0	
Total grams shelled		4484.2	10.18 min.
Total grams shelled / min		440.3	
HULLS		1096.8	

LOCATION 25 UPPT 2009 SHELLING DATA

VARIETY: NC 7

DATE: DEC. 7, 2009

STAGE	GRATE		WEIGHT	TIME
1st	32	initial	6502.6	147 sec.
		grams shelled / min	1721.6	
2nd	29	unshelled	2284.8	124 sec.
		grams shelled / min	656.1	
3rd	26	unshelled	928.8	179 sec.
		grams shelled / min	177.3	
4th	23	unshelled	399.8	181 sec.
		grams shelled / min	93.1	
5th	20	unshelled	118.8	58 sec.
		grams shelled / min	102.0	
6th	17	unshelled	20.2	25 sec.
		grams shelled / min	48.5	
		Final grams unshelled	0.0	
		Total grams shelled	6502.6	11.90 min.
		Total grams shelled / min	546.4	
		HULLS	1700.4	

VARIETY: N05006

DATE: DEC. 7, 2009

STAGE	GRATE		WEIGHT	TIME
1st	32	initial	6405.2	152 sec.
		grams shelled / min	1667.7	
2nd	29	unshelled	2180.4	137 sec.
		grams shelled / min	638.2	
3rd	26	unshelled	723.2	166 sec.
		grams shelled / min	164.8	
4th	23	unshelled	267.2	152 sec.
		grams shelled / min	75.4	
5th	20	unshelled	76.2	50 sec.
		grams shelled / min	77.0	
6th	17	unshelled	12.0	22 sec.
		grams shelled / min	32.7	
		Final grams unshelled	0.0	
		Total grams shelled	6405.2	11.32 min.
		Total grams shelled / min	566.0	
		HULLS	1674.4	

VARIETY: N05008

DATE: DEC. 7, 2009

STAGE	GRATE		WEIGHT	TIME
1st	30	initial	5437.4	235 sec.
		grams shelled / min	961.2	
2nd	27	unshelled	1672.6	134 sec.
		grams shelled / min	341.8	
3rd	24	unshelled	909.2	162 sec.
		grams shelled / min	201.6	
4th	21	unshelled	364.8	150 sec.
		grams shelled / min	104.2	
5th	18	unshelled	104.4	45 sec.
		grams shelled / min	126.4	
6th	16	unshelled	9.6	11 sec.
		grams shelled / min	52.4	
		Final grams unshelled	0.0	
		Total grams shelled	5437.4	12.28 min.
		Total grams shelled / min	442.7	
		HULLS	1535.2	

VARIETY: N05024J

DATE: DEC. 7, 2009

STAGE	GRATE		WEIGHT	TIME
1st	32	initial	6468.6	158 sec.
		grams shelled / min	1380.4	
2nd	29	unshelled	2833.6	154 sec.
		grams shelled / min	674.8	
3rd	26	unshelled	1101.6	149 sec.
		grams shelled / min	248.4	
4th	23	unshelled	484.8	146 sec.
		grams shelled / min	145.3	
5th	20	unshelled	131.2	37 sec.
		grams shelled / min	170.6	
6th	17	unshelled	26.0	12 sec.
		grams shelled / min	130.0	
		Final grams unshelled	0.0	
		Total grams shelled	6468.6	10.93 min.
		Total grams shelled / min	591.6	
		HULLS	1701.0	

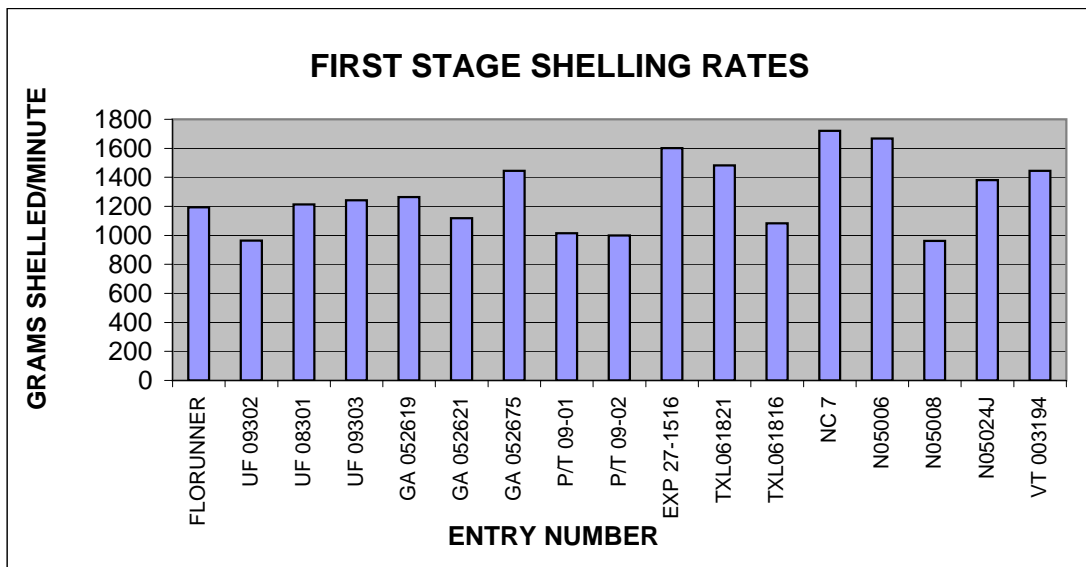
VARIETY: VT 003194

DATE: DEC. 7, 2009

STAGE	GRATE		WEIGHT	TIME
1st	32	initial	6526.4	175 sec.
		grams shelled / min	1444.8	
2nd	29	unshelled	2312.4	177 sec.
		grams shelled / min	519.4	
3rd	26	unshelled	780.2	179 sec.
		grams shelled / min	162.9	
4th	23	unshelled	294.2	143 sec.
		grams shelled / min	94.4	
5th	20	unshelled	69.2	35 sec.
		grams shelled / min	94.6	
6th	17	unshelled	14.0	12 sec.
		grams shelled / min	70.0	
		Final grams unshelled	0.0	
		Total grams shelled	6526.4	12.02 min.
		Total grams shelled / min	543.1	
		HULLS	1633.6	

LOCATION 25 UPPT 2009 FIRST STAGE SHELLING RATES

<u>ENTRY NUMBER</u>	<u>GRAMS SHELLLED / MINUTE</u>
FLORUNNER	1193.9
UF 09302	965.0
UF 08301	1212.3
UF 09303	1242.6
GA 052619	1263.0
GA 052621	1117.9
GA 052675	1445.5
P/T 09-01	1015.3
P/T 09-02	998.4
EXP 27-1516	1601.2
TXL061821	1482.9
TXL061816	1083.3
NC 7	1721.6
N05006	1667.7
N05008	961.2
N05024J	1380.4
VT 003194	1444.8



LOCATION 30 UPPT 2009 POD BULK DENSITY TABLE

FLORUNNER

BULK DENSITY	Kg	cm	Kg/m ³
	5.82	22.63	276.68

UF 08301

BULK DENSITY	Kg	cm	Kg/m ³
	6.54	24.80	283.92

GA 052619

BULK DENSITY	Kg	cm	Kg/m ³
	5.67	21.08	289.57

GA 052675

BULK DENSITY	Kg	cm	Kg/m ³
	6.44	26.88	257.97

P/T 09-02

BULK DENSITY	Kg	cm	Kg/m ³
	6.40	21.38	322.15

TXL061821

BULK DENSITY	Kg	cm	Kg/m ³
	6.08	28.43	230.32

NC 7

BULK DENSITY	Kg	cm	Kg/m ³
	6.15	30.00	220.83

N05008

BULK DENSITY	Kg	cm	Kg/m ³
	6.31	30.00	226.49

VT 003194

BULK DENSITY	Kg	cm	Kg/m ³
	6.13	27.55	239.67

UF 09302

BULK DENSITY	Kg	cm	Kg/m ³
	6.32	21.95	310.07

UF 09303

BULK DENSITY	Kg	cm	Kg/m ³
	6.50	25.90	270.09

GA 052621

BULK DENSITY	Kg	cm	Kg/m ³
	6.47	24.75	281.50

P/T 09-01

BULK DENSITY	Kg	cm	Kg/m ³
	6.42	23.28	296.86

EXP 27-1516

BULK DENSITY	Kg	cm	Kg/m ³
	6.37	27.80	246.80

TXL061816

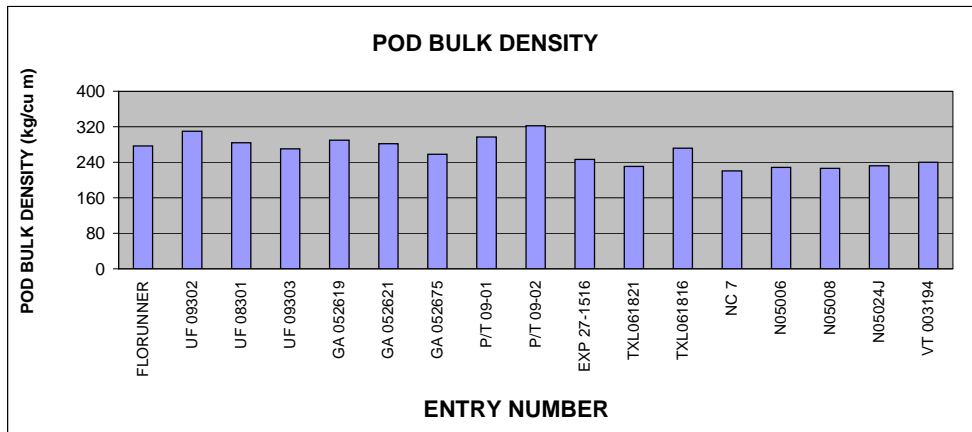
BULK DENSITY	Kg	cm	Kg/m ³
	4.72	18.68	271.89

N05006

BULK DENSITY	Kg	cm	Kg/m ³
	6.38	30.00	228.78

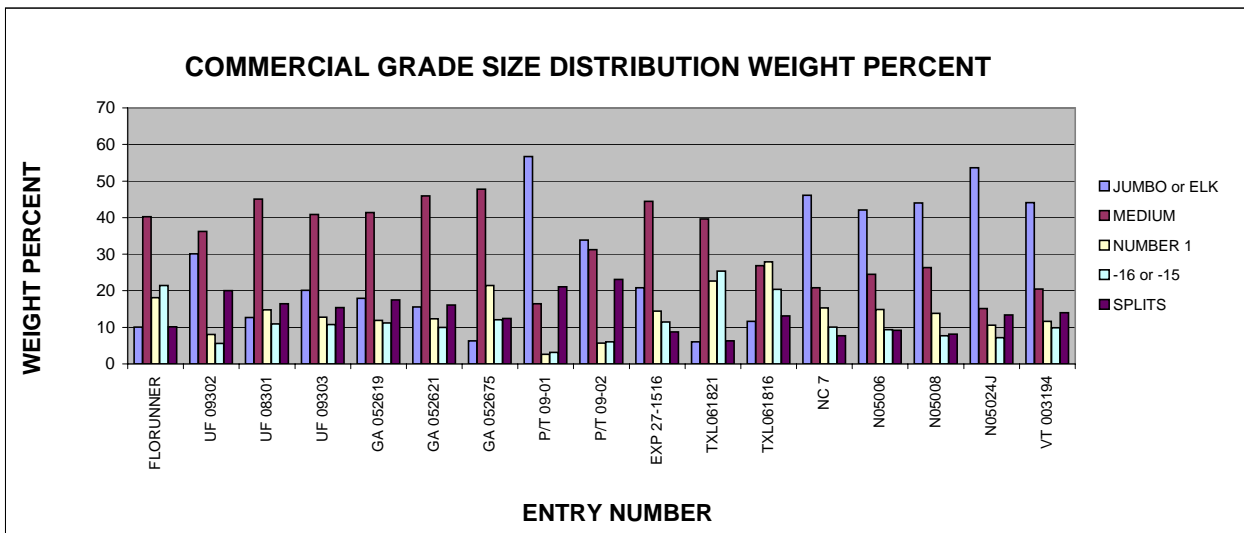
N05024J

BULK DENSITY	Kg	cm	Kg/m ³
	6.48	30.00	232.32



LOCATION 30 UPPT 2009 COMMERCIAL GRADE SIZE WEIGHT PERCENT TABLE

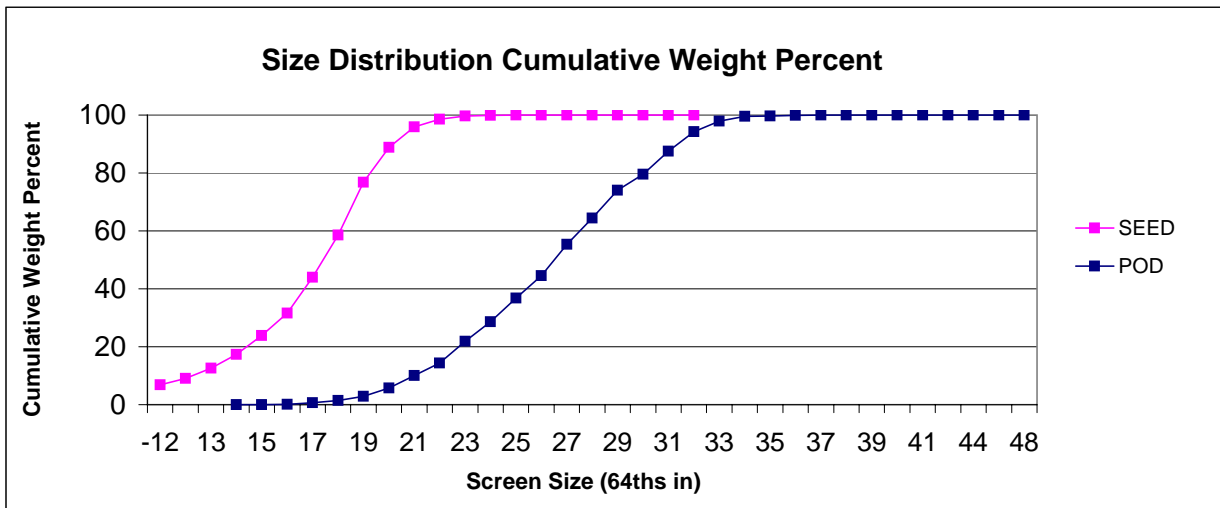
<u>FLORUNNER</u>		<u>UF 09302</u>		<u>UF 08301</u>		<u>UF 09303</u>	
JUMBO	10.06	JUMBO	30.12	JUMBO	12.70	JUMBO	20.17
MEDIUM	40.26	MEDIUM	36.20	MEDIUM	45.09	MEDIUM	40.87
NUMBER 1	18.13	NUMBER 1	8.04	NUMBER 1	14.83	NUMBER 1	12.78
-16	21.44	-16	5.64	-16	10.96	-16	10.75
SPLITS	10.12	SPLITS	20.01	SPLITS	16.43	SPLITS	15.44
<u>GA 052619</u>		<u>GA 052621</u>		<u>GA 052675</u>		<u>P/T 09-01</u>	
JUMBO	17.96	JUMBO	15.58	JUMBO	6.27	JUMBO	56.71
MEDIUM	41.40	MEDIUM	45.97	MEDIUM	47.75	MEDIUM	16.46
NUMBER 1	11.93	NUMBER 1	12.36	NUMBER 1	21.47	NUMBER 1	2.60
-16	11.20	-16	10.00	-16	12.09	-16	3.12
SPLITS	17.51	SPLITS	16.08	SPLITS	12.42	SPLITS	21.12
<u>P/T 09-02</u>		<u>EXP 27-1516</u>		<u>TXL061821</u>		<u>TXL061816</u>	
JUMBO	33.90	JUMBO	20.84	JUMBO	6.04	JUMBO	11.63
MEDIUM	31.25	MEDIUM	44.49	MEDIUM	39.60	MEDIUM	26.89
NUMBER 1	5.67	NUMBER 1	14.44	NUMBER 1	22.67	NUMBER 1	27.93
-16	6.07	-16	11.45	-16	25.34	-16	20.40
SPLITS	23.11	SPLITS	8.78	SPLITS	6.34	SPLITS	13.16
<u>NC 7</u>		<u>N05006</u>		<u>N05008</u>		<u>N05024J</u>	
ELK	46.11	ELK	42.08	ELK	44.03	ELK	53.61
MEDIUM	20.86	MEDIUM	24.46	MEDIUM	26.32	MEDIUM	15.16
NUMBER 1	15.34	NUMBER 1	14.83	NUMBER 1	13.82	NUMBER 1	10.60
- 15	10.02	- 15	9.40	- 15	7.72	- 15	7.20
SPLITS	7.67	SPLITS	9.22	SPLITS	8.11	SPLITS	13.43
<u>VT 003194</u>							
ELK	44.09						
MEDIUM	20.46						
NUMBER 1	11.60						
- 15	9.89						
SPLITS	13.96						



LOCATION 30 UPPT 2009 SIZE DISTRIBUTION CUMULATIVE WEIGHT PERCENT TABLE

FLORUNNER

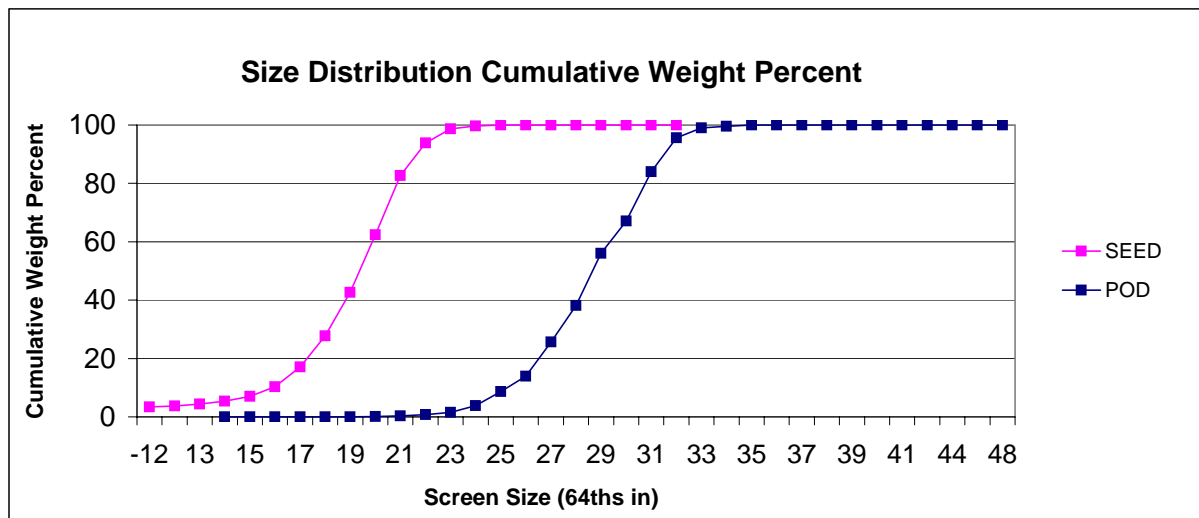
POD				SEED				
SCREEN	Weight	Wt %	Cum. Wt. %	SCREEN	Weight	Wt %	Wt % w/o SS	Cum. Wt %
SIZE				SIZE				
				SS	427.0	10.12	---	---
				-12 & -17R	260.8	6.18	6.88	6.88
				12	80.8	1.92	2.13	9.01
				13	135.0	3.20	3.56	12.57
14	0.0	0.00	0.00	14	182.6	4.33	4.82	17.38
15	0.0	0.00	0.00	15	245.2	5.81	6.47	23.85
16	2.2	0.13	0.13	16	292.0	6.92	7.70	31.55
17	9.6	0.56	0.69	17	472.8	11.21	12.47	44.02
18	13.0	0.76	1.45	18	550.0	13.04	14.50	58.52
19	25.0	1.46	2.91	19	691.2	16.38	18.23	76.75
20	48.4	2.83	5.74	20	457.4	10.84	12.06	88.81
21	74.4	4.35	10.09	21	268.4	6.36	7.08	95.89
22	72.4	4.23	14.32	22	102.8	2.44	2.71	98.60
23	128.4	7.50	21.82	23	39.2	0.93	1.03	99.63
24	115.8	6.77	28.59	24	9.0	0.21	0.24	99.87
25	139.8	8.17	36.76	25	4.2	0.10	0.11	99.98
26	132.4	7.74	44.50	26	0.8	0.02	0.02	100.00
27	186.2	10.88	55.38	27	0.0	0.00	0.00	100.00
28	155.0	9.06	64.44	28	0.0	0.00	0.00	100.00
29	163.2	9.54	73.98	29	0.0	0.00	0.00	100.00
30	96.2	5.62	79.60	30	0.0	0.00	0.00	100.00
31	135.6	7.93	87.53	31	0.0	0.00	0.00	100.00
32	115.6	6.76	94.28	32	0.0	0.00	0.00	100.00
33	61.2	3.58	97.86	Total	4219.2	100	100	
34	28.8	1.68	99.54	Hull wt	1578.4			
35	2.6	0.15	99.70	Wt w/o SS	3792.2			
36	2.8	0.16	99.86	Percent Hulls		27.23		
37	2.4	0.14	100.00	Percent Meats		72.77		
38	0.0	0.00	100.00			100		
39	0.0	0.00	100.00					
40	0.0	0.00	100.00					
41	0.0	0.00	100.00					
42	0.0	0.00	100.00					
44	0.0	0.00	100.00					
46	0.0	0.00	100.00					
48	0.0	0.00	100.00					
POD WT.	1711.0							



LOCATION 30 UPPT 2009 SIZE DISTRIBUTION CUMULATIVE WEIGHT PERCENT TABLE

UF 09302

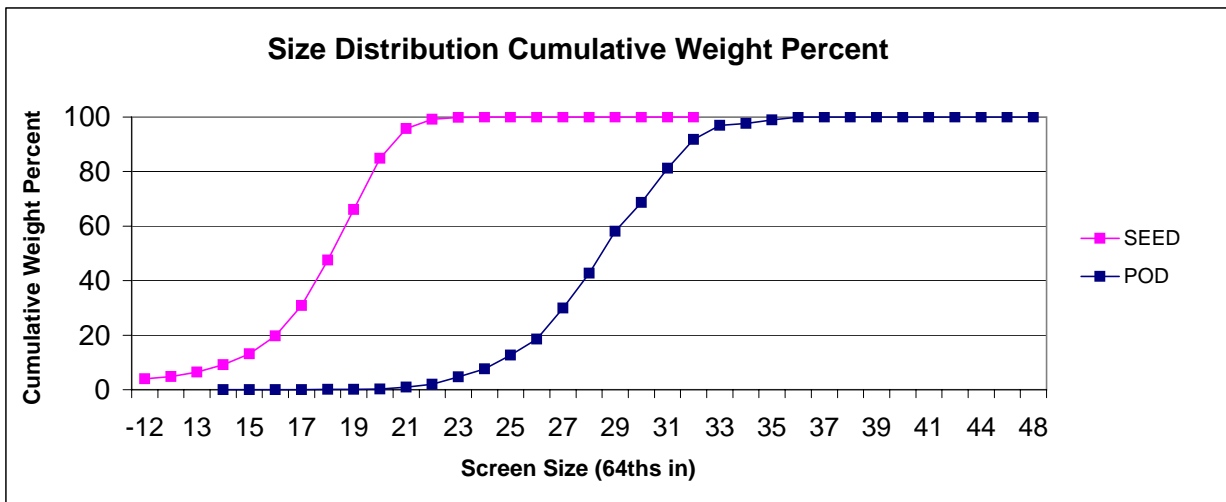
POD				SEED				
SCREEN SIZE	Weight	Wt %	Cum. Wt. %	SCREEN SIZE	Weight	Wt %	Wt % w/o SS	Cum. Wt %
				SS	953.2	20.01	---	---
				-12 & -17R	129.2	2.71	3.39	3.39
				12	13.2	0.28	0.35	3.74
				13	23.0	0.48	0.60	4.34
14	0.0	0.00	0.00	14	40.0	0.84	1.05	5.39
15	0.0	0.00	0.00	15	63.2	1.33	1.66	7.05
16	0.0	0.00	0.00	16	125.4	2.63	3.29	10.34
17	0.0	0.00	0.00	17	257.6	5.41	6.76	17.10
18	0.0	0.00	0.00	18	404.2	8.48	10.60	27.70
19	0.8	0.05	0.05	19	570.4	11.97	14.96	42.66
20	0.8	0.05	0.10	20	750.4	15.75	19.69	62.35
21	4.2	0.27	0.37	21	775.4	16.27	20.34	82.69
22	6.6	0.42	0.78	22	427.4	8.97	11.21	93.91
23	12.6	0.80	1.58	23	182.0	3.82	4.77	98.68
24	36.0	2.27	3.85	24	37.8	0.79	0.99	99.67
25	75.6	4.77	8.62	25	10.6	0.22	0.28	99.95
26	84.6	5.34	13.96	26	1.8	0.04	0.05	100.00
27	184.6	11.65	25.61	27	0.0	0.00	0.00	100.00
28	198.2	12.51	38.12	28	0.0	0.00	0.00	100.00
29	283.4	17.89	56.01	29	0.0	0.00	0.00	100.00
30	176.6	11.15	67.15	30	0.0	0.00	0.00	100.00
31	266.2	16.80	83.96	31	0.0	0.00	0.00	100.00
32	185.0	11.68	95.63	32	0.0	0.00	0.00	100.00
33	53.0	3.35	98.98	Total	4764.8	100	100	
34	9.4	0.59	99.57	Hull wt	1536.0			
35	6.8	0.43	100.00	Wt w/o SS	3811.6			
36	0.0	0.00	100.00	Percent Hulls		24.38		
37	0.0	0.00	100.00	Percent Meats		75.62		
38	0.0	0.00	100.00			100		
39	0.0	0.00	100.00					
40	0.0	0.00	100.00					
41	0.0	0.00	100.00					
42	0.0	0.00	100.00					
44	0.0	0.00	100.00					
46	0.0	0.00	100.00					
48	0.0	0.00	100.00					
POD WT.	1584.4							



LOCATION 30 UPPT 2009 SIZE DISTRIBUTION CUMULATIVE WEIGHT PERCENT TABLE

UF 08301

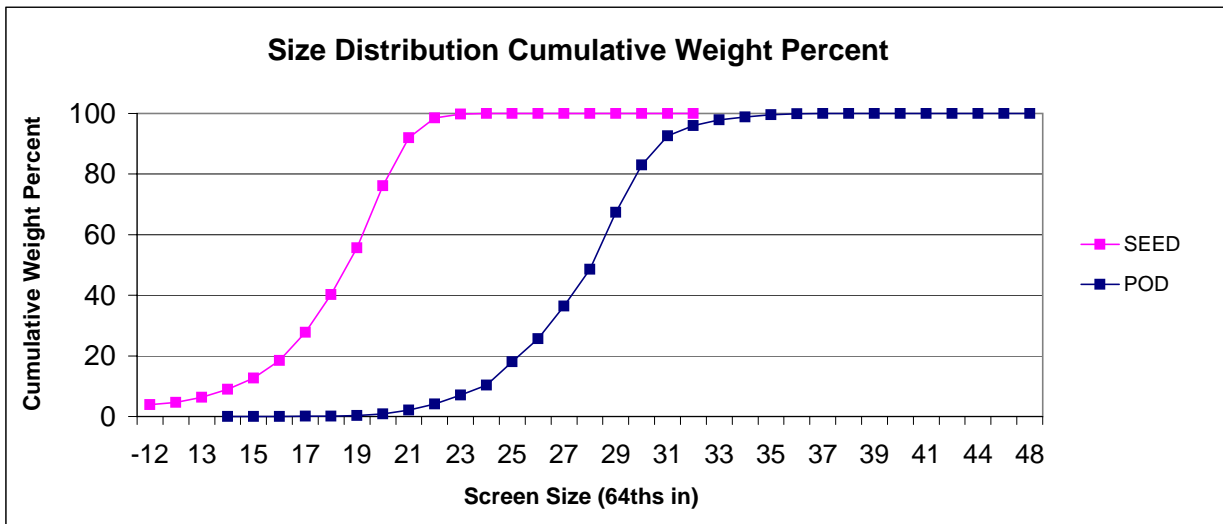
POD				SEED				
SCREEN	Weight	Wt %	Cum. Wt. %	SCREEN	Weight	Wt %	Wt % w/o SS	Cum. Wt %
SIZE				SIZE				
				SS	789.6	16.43	---	---
				-12 & -17R	162.0	3.37	4.03	4.03
				12	31.2	0.65	0.78	4.81
				13	64.6	1.34	1.61	6.42
14	0.0	0.00	0.00	14	109.0	2.27	2.71	9.13
15	0.0	0.00	0.00	15	160.0	3.33	3.98	13.11
16	0.0	0.00	0.00	16	266.0	5.53	6.62	19.74
17	0.0	0.00	0.00	17	446.6	9.29	11.12	30.86
18	1.2	0.07	0.07	18	667.8	13.89	16.63	47.48
19	1.0	0.06	0.13	19	748.8	15.58	18.64	66.12
20	2.0	0.12	0.25	20	750.6	15.62	18.69	84.81
21	10.6	0.64	0.89	21	441.6	9.19	10.99	95.80
22	18.8	1.13	2.02	22	137.2	2.85	3.42	99.22
23	44.0	2.65	4.68	23	26.0	0.54	0.65	99.87
24	48.2	2.90	7.58	24	4.6	0.10	0.11	99.98
25	84.6	5.10	12.68	25	0.8	0.02	0.02	100.00
26	97.8	5.89	18.57	26	0.0	0.00	0.00	100.00
27	189.4	11.41	29.99	27	0.0	0.00	0.00	100.00
28	210.6	12.69	42.68	28	0.0	0.00	0.00	100.00
29	256.4	15.45	58.13	29	0.0	0.00	0.00	100.00
30	174.0	10.49	68.62	30	0.0	0.00	0.00	100.00
31	210.0	12.66	81.27	31	0.0	0.00	0.00	100.00
32	173.6	10.46	91.73	32	0.0	0.00	0.00	100.00
33	86.4	5.21	96.94	Total	4806.4	100	100	
34	12.6	0.76	97.70	Hull wt	1717.4			
35	21.6	1.30	99.00	Wt w/o SS	4016.8			
36	16.6	1.00	100.00	Percent Hulls		26.33		
37	0.0	0.00	100.00	Percent Meats		73.67		
38	0.0	0.00	100.00			100		
39	0.0	0.00	100.00					
40	0.0	0.00	100.00					
41	0.0	0.00	100.00					
42	0.0	0.00	100.00					
44	0.0	0.00	100.00					
46	0.0	0.00	100.00					
48	0.0	0.00	100.00					
POD WT.	1659.4							



LOCATION 30 UPPT 2009 SIZE DISTRIBUTION CUMULATIVE WEIGHT PERCENT TABLE

UF 09303

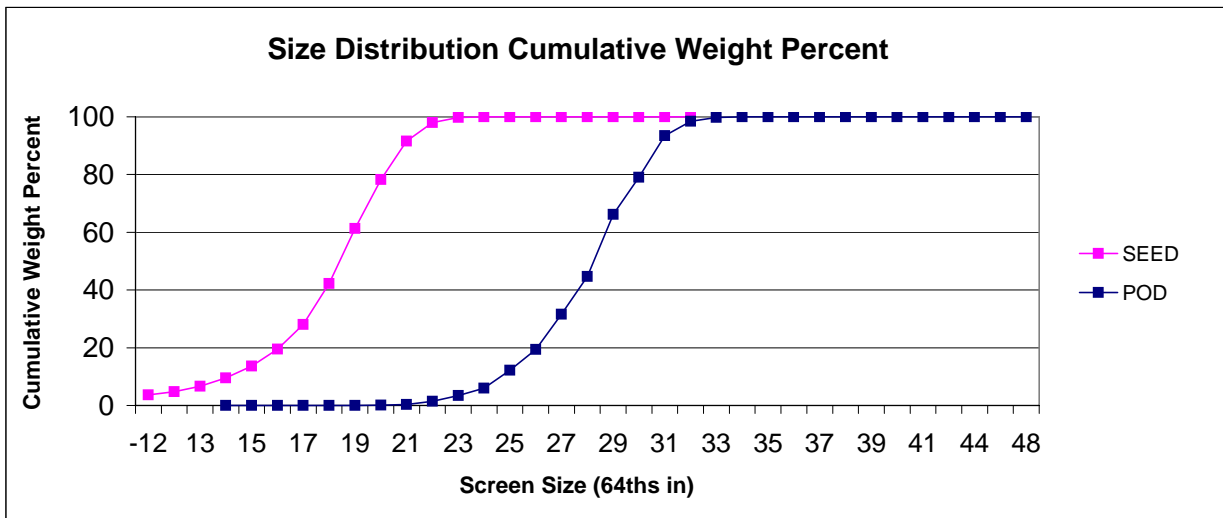
POD				SEED				
SCREEN SIZE	Weight	Wt %	Cum. Wt. %	SCREEN SIZE	Weight	Wt %	Wt % w/o SS	Cum. Wt %
				SS	745.8	15.44	---	---
				-12 & -17R	159.0	3.29	3.89	3.89
				12	30.4	0.63	0.74	4.64
				13	69.8	1.44	1.71	6.35
14	0.0	0.00	0.00	14	106.6	2.21	2.61	8.96
15	0.0	0.00	0.00	15	153.4	3.18	3.76	12.71
16	0.0	0.00	0.00	16	235.0	4.86	5.75	18.46
17	1.0	0.06	0.06	17	382.2	7.91	9.36	27.82
18	1.4	0.09	0.15	18	505.8	10.47	12.38	40.20
19	3.6	0.22	0.37	19	633.0	13.10	15.50	55.70
20	7.0	0.43	0.80	20	835.4	17.29	20.45	76.15
21	22.2	1.36	2.16	21	646.4	13.38	15.82	91.98
22	32.2	1.98	4.13	22	266.0	5.51	6.51	98.49
23	47.8	2.93	7.07	23	52.6	1.09	1.29	99.77
24	53.2	3.26	10.33	24	7.6	0.16	0.19	99.96
25	126.0	7.73	18.06	25	1.6	0.03	0.04	100.00
26	123.6	7.58	25.64	26	0.0	0.00	0.00	100.00
27	176.0	10.80	36.44	27	0.0	0.00	0.00	100.00
28	197.6	12.12	48.56	28	0.0	0.00	0.00	100.00
29	305.8	18.76	67.33	29	0.0	0.00	0.00	100.00
30	255.0	15.64	82.97	30	0.0	0.00	0.00	100.00
31	157.4	9.66	92.63	31	0.0	0.00	0.00	100.00
32	54.2	3.33	95.95	32	0.0	0.00	0.00	100.00
33	32.4	1.99	97.94	Total	4830.6	100	100	
34	14.6	0.90	98.83	Hull wt	1654.2			
35	12.8	0.79	99.62	Wt w/o SS	4084.8			
36	4.8	0.29	99.91	Percent Hulls		25.51		
37	1.4	0.09	100.00	Percent Meats		74.49		
38	0.0	0.00	100.00			100		
39	0.0	0.00	100.00					
40	0.0	0.00	100.00					
41	0.0	0.00	100.00					
42	0.0	0.00	100.00					
44	0.0	0.00	100.00					
46	0.0	0.00	100.00					
48	0.0	0.00	100.00					
POD WT.	1630.0							



LOCATION 30 UPPT 2009 SIZE DISTRIBUTION CUMULATIVE WEIGHT PERCENT TABLE

GA 052619

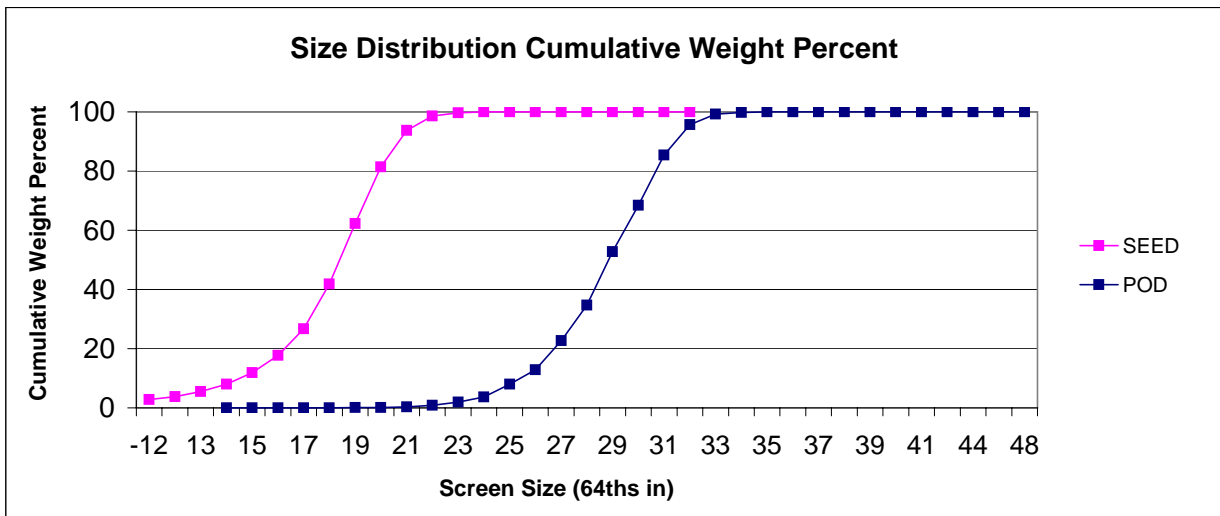
POD				SEED				
SCREEN SIZE	Weight	Wt %	Cum. Wt. %	SCREEN SIZE	Weight	Wt %	Wt % w/o SS	Cum. Wt %
				SS	737.8	17.51	---	---
				-12 & -17R	126.6	3.01	3.64	3.64
				12	38.8	0.92	1.12	4.76
				13	66.2	1.57	1.91	6.66
14	0.0	0.00	0.00	14	101.0	2.40	2.91	9.57
15	0.0	0.00	0.00	15	139.4	3.31	4.01	13.58
16	0.0	0.00	0.00	16	205.4	4.88	5.91	19.49
17	0.0	0.00	0.00	17	297.0	7.05	8.55	28.04
18	0.0	0.00	0.00	18	491.6	11.67	14.15	42.19
19	0.4	0.02	0.02	19	664.2	15.77	19.11	61.30
20	1.6	0.09	0.11	20	588.2	13.96	16.93	78.23
21	4.2	0.24	0.36	21	463.4	11.00	13.34	91.56
22	18.4	1.06	1.41	22	222.4	5.28	6.40	97.96
23	34.8	2.00	3.41	23	61.2	1.45	1.76	99.72
24	44.8	2.57	5.99	24	9.6	0.23	0.28	100.00
25	108.4	6.23	12.22	25	0.0	0.00	0.00	100.00
26	125.8	7.23	19.44	26	0.0	0.00	0.00	100.00
27	211.0	12.12	31.57	27	0.0	0.00	0.00	100.00
28	228.2	13.11	44.68	28	0.0	0.00	0.00	100.00
29	373.6	21.47	66.15	29	0.0	0.00	0.00	100.00
30	223.8	12.86	79.00	30	0.0	0.00	0.00	100.00
31	251.4	14.44	93.45	31	0.0	0.00	0.00	100.00
32	87.6	5.03	98.48	32	0.0	0.00	0.00	100.00
33	23.2	1.33	99.82	Total	4212.8	100	100	
34	3.2	0.18	100.00	Hull wt	1444.2			
35	0.0	0.00	100.00	Wt w/o SS	3475.0			
36	0.0	0.00	100.00	Percent Hulls		25.53		
37	0.0	0.00	100.00	Percent Meats		74.47		
38	0.0	0.00	100.00			100		
39	0.0	0.00	100.00					
40	0.0	0.00	100.00					
41	0.0	0.00	100.00					
42	0.0	0.00	100.00					
44	0.0	0.00	100.00					
46	0.0	0.00	100.00					
48	0.0	0.00	100.00					
POD WT.	1740.4							



LOCATION 30 UPPT 2009 SIZE DISTRIBUTION CUMULATIVE WEIGHT PERCENT TABLE

GA 052621

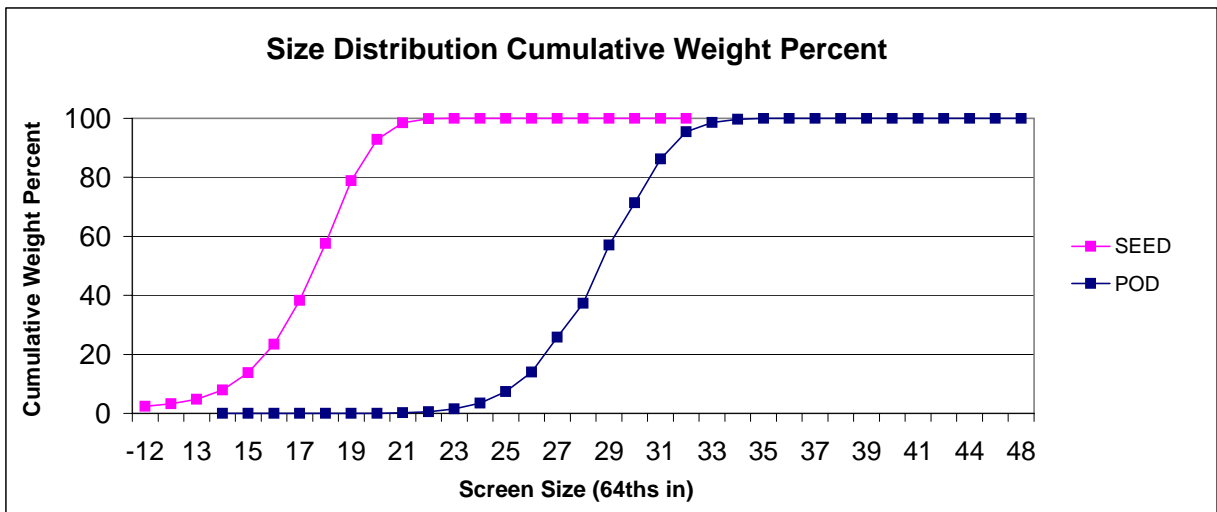
POD				SEED				
SCREEN	Weight	Wt %	Cum. Wt. %	SCREEN	Weight	Wt %	Wt % w/o SS	Cum. Wt %
SIZE				SIZE				
				SS	777.6	16.08	---	---
				-12 & -17R	115.8	2.40	2.85	2.85
				12	37.2	0.77	0.92	3.77
				13	72.6	1.50	1.79	5.56
14	0.0	0.00	0.00	14	98.2	2.03	2.42	7.98
15	0.0	0.00	0.00	15	159.6	3.30	3.93	11.91
16	0.0	0.00	0.00	16	235.4	4.87	5.80	17.72
17	0.0	0.00	0.00	17	362.4	7.50	8.93	26.65
18	0.0	0.00	0.00	18	616.6	12.75	15.20	41.85
19	1.0	0.06	0.06	19	828.6	17.14	20.42	62.27
20	1.4	0.08	0.14	20	777.4	16.08	19.16	81.43
21	4.0	0.23	0.37	21	497.2	10.28	12.25	93.69
22	9.0	0.52	0.89	22	200.6	4.15	4.94	98.63
23	18.8	1.09	1.99	23	43.4	0.90	1.07	99.70
24	28.8	1.67	3.66	24	10.6	0.22	0.26	99.96
25	75.0	4.35	8.01	25	1.6	0.03	0.04	100.00
26	83.2	4.83	12.84	26	0.0	0.00	0.00	100.00
27	170.8	9.92	22.76	27	0.0	0.00	0.00	100.00
28	206.2	11.97	34.73	28	0.0	0.00	0.00	100.00
29	310.8	18.04	52.77	29	0.0	0.00	0.00	100.00
30	269.6	15.65	68.42	30	0.0	0.00	0.00	100.00
31	291.8	16.94	85.36	31	0.0	0.00	0.00	100.00
32	177.4	10.30	95.66	32	0.0	0.00	0.00	100.00
33	61.0	3.54	99.20	Total	4834.8	100	100	
34	9.8	0.57	99.77	Hull wt	1622.6			
35	4.0	0.23	100.00	Wt w/o SS	4057.2			
36	0.0	0.00	100.00	Percent Hulls		25.13		
37	0.0	0.00	100.00	Percent Meats		74.87		
38	0.0	0.00	100.00			100		
39	0.0	0.00	100.00					
40	0.0	0.00	100.00					
41	0.0	0.00	100.00					
42	0.0	0.00	100.00					
44	0.0	0.00	100.00					
46	0.0	0.00	100.00					
48	0.0	0.00	100.00					
POD WT.	1722.6							



LOCATION 30 UPPT 2009 SIZE DISTRIBUTION CUMULATIVE WEIGHT PERCENT TABLE

GA 052675

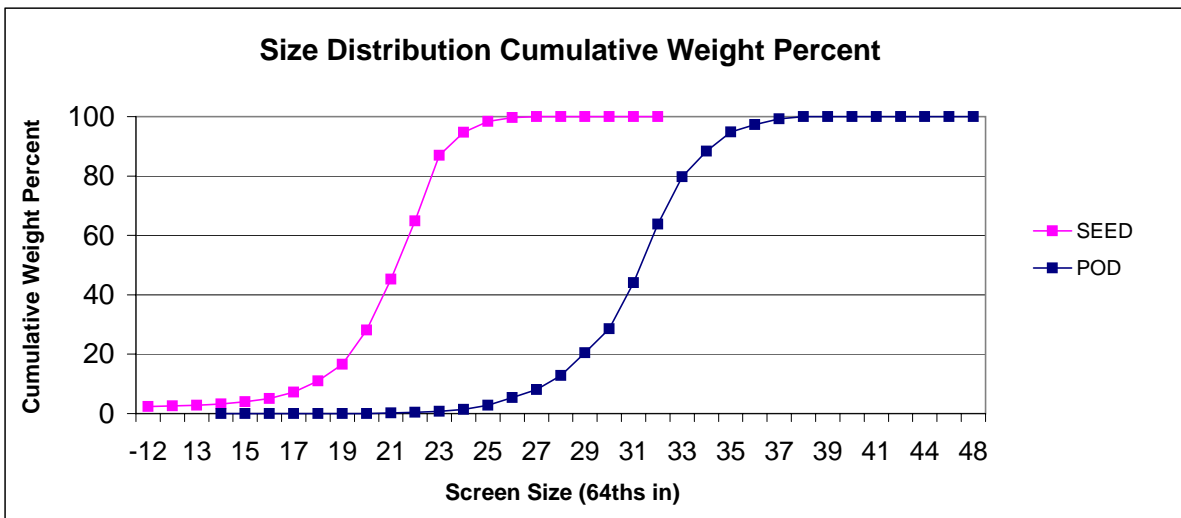
POD				SEED				
SCREEN	Weight	Wt %	Cum. Wt. %	SCREEN	Weight	Wt %	Wt % w/o SS	Cum. Wt %
SIZE				SIZE				
				SS	583.4	12.42	---	---
				-12 & -17R	100.0	2.13	2.43	2.43
				12	34.8	0.74	0.85	3.28
				13	62.6	1.33	1.52	4.80
14	0.0	0.00	0.00	14	128.2	2.73	3.12	7.92
15	0.0	0.00	0.00	15	242.0	5.15	5.88	13.80
16	0.0	0.00	0.00	16	397.4	8.46	9.66	23.46
17	0.0	0.00	0.00	17	611.0	13.01	14.85	38.32
18	0.0	0.00	0.00	18	794.4	16.91	19.31	57.63
19	0.0	0.00	0.00	19	871.2	18.55	21.18	78.81
20	0.6	0.04	0.04	20	577.2	12.29	14.03	92.84
21	3.0	0.18	0.22	21	232.8	4.96	5.66	98.50
22	5.8	0.35	0.57	22	56.2	1.20	1.37	99.87
23	15.0	0.92	1.49	23	4.6	0.10	0.11	99.98
24	32.4	1.98	3.47	24	0.0	0.00	0.00	99.98
25	64.4	3.93	7.40	25	0.8	0.02	0.02	100.00
26	108.6	6.63	14.03	26	0.0	0.00	0.00	100.00
27	193.4	11.81	25.84	27	0.0	0.00	0.00	100.00
28	188.8	11.53	37.36	28	0.0	0.00	0.00	100.00
29	322.2	19.67	57.03	29	0.0	0.00	0.00	100.00
30	234.2	14.30	71.33	30	0.0	0.00	0.00	100.00
31	243.8	14.88	86.21	31	0.0	0.00	0.00	100.00
32	152.0	9.28	95.49	32	0.0	0.00	0.00	100.00
33	50.2	3.06	98.56	Total	4696.6	100	100	
34	17.8	1.09	99.65	Hull wt	1720.6			
35	5.8	0.35	100.00	Wt w/o SS	4113.2			
36	0.0	0.00	100.00	Percent Hulls		26.81		
37	0.0	0.00	100.00	Percent Meats		73.19		
38	0.0	0.00	100.00			100		
39	0.0	0.00	100.00					
40	0.0	0.00	100.00					
41	0.0	0.00	100.00					
42	0.0	0.00	100.00					
44	0.0	0.00	100.00					
46	0.0	0.00	100.00					
48	0.0	0.00	100.00					
POD WT.	1638.0							



LOCATION 30 UPPT 2009 SIZE DISTRIBUTION CUMULATIVE WEIGHT PERCENT TABLE

P/T 09-01

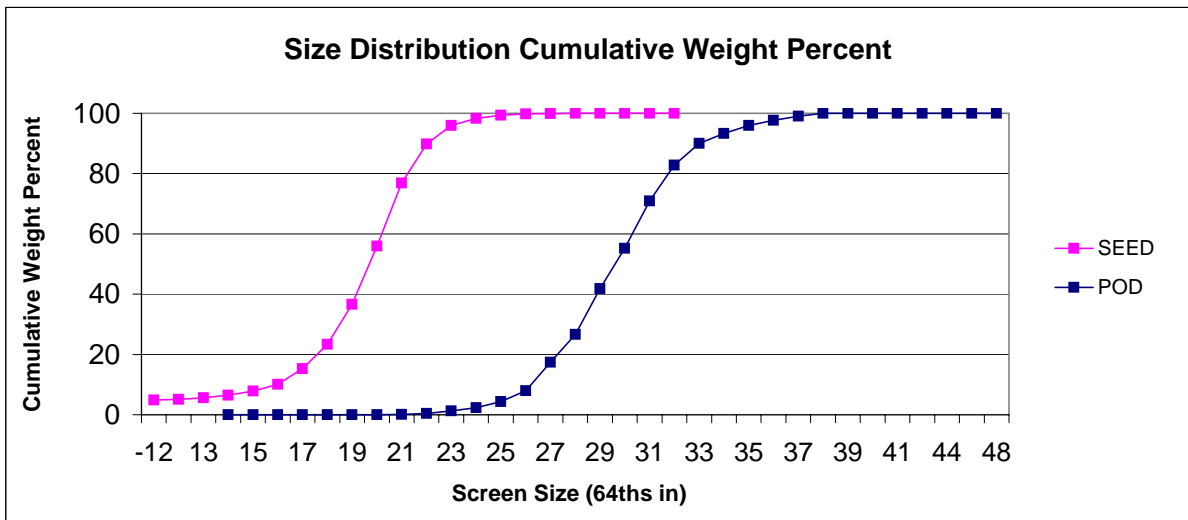
POD				SEED				
SCREEN SIZE	Weight	Wt %	Cum. Wt. %	SCREEN SIZE	Weight	Wt %	Wt % w/o SS	Cum. Wt %
				SS	1012.0	21.12	---	---
				-12 & -17R	88.2	1.84	2.33	2.33
				12	7.6	0.16	0.20	2.53
				13	9.8	0.20	0.26	2.79
14	0.0	0.00	0.00	14	17.0	0.35	0.45	3.24
15	0.0	0.00	0.00	15	27.0	0.56	0.71	3.96
16	0.0	0.00	0.00	16	43.2	0.90	1.14	5.10
17	0.0	0.00	0.00	17	81.2	1.69	2.15	7.25
18	0.0	0.00	0.00	18	141.2	2.95	3.74	10.98
19	0.0	0.00	0.00	19	211.8	4.42	5.60	16.59
20	0.0	0.00	0.00	20	435.6	9.09	11.52	28.11
21	4.4	0.25	0.25	21	646.6	13.49	17.10	45.21
22	3.4	0.19	0.45	22	744.6	15.54	19.70	64.91
23	6.2	0.36	0.80	23	832.2	17.36	22.01	86.92
24	11.2	0.64	1.44	24	296.8	6.19	7.85	94.77
25	23.8	1.36	2.81	25	137.2	2.86	3.63	98.40
26	44.4	2.54	5.35	26	46.8	0.98	1.24	99.64
27	47.8	2.74	8.09	27	12.6	0.26	0.33	99.97
28	83.0	4.75	12.84	28	1.0	0.02	0.03	100.00
29	133.0	7.62	20.45	29	0.0	0.00	0.00	100.00
30	142.4	8.15	28.61	30	0.0	0.00	0.00	100.00
31	270.2	15.47	44.08	31	0.0	0.00	0.00	100.00
32	344.2	19.71	63.79	32	0.0	0.00	0.00	100.00
33	279.2	15.99	79.78	Total	4792.4	100	100	
34	150.6	8.62	88.40	Hull wt	1698.8			
35	111.6	6.39	94.79	Wt w/o SS	3780.4			
36	44.4	2.54	97.33	Percent Hulls		26.17		
37	33.4	1.91	99.24	Percent Meats		73.83		
38	13.2	0.76	100.00			100		
39	0.0	0.00	100.00					
40	0.0	0.00	100.00					
41	0.0	0.00	100.00					
42	0.0	0.00	100.00					
44	0.0	0.00	100.00					
46	0.0	0.00	100.00					
48	0.0	0.00	100.00					
POD WT.	1746.4							



LOCATION 30 UPPT 2009 SIZE DISTRIBUTION CUMULATIVE WEIGHT PERCENT TABLE

P/T 09-02

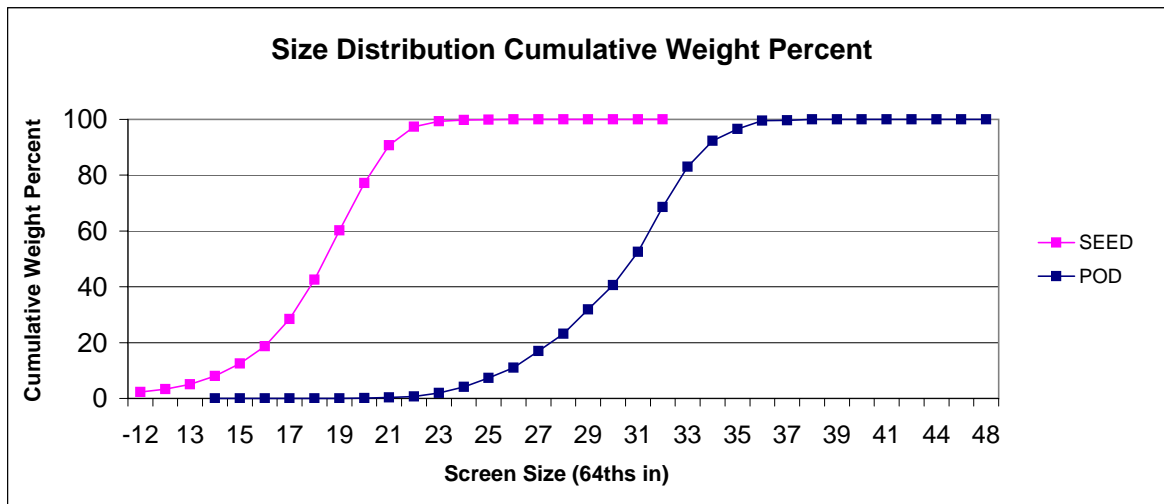
POD				SEED				
SCREEN	Weight	Wt %	Cum. Wt. %	SCREEN	Weight	Wt %	Wt % w/o SS	Cum. Wt %
SIZE				SIZE				
				SS	1086.8	23.11	---	---
				-12 & -17R	176.2	3.75	4.87	4.87
				12	8.8	0.19	0.24	5.12
				13	17.8	0.38	0.49	5.61
14	0.0	0.00	0.00	14	31.4	0.67	0.87	6.48
15	0.0	0.00	0.00	15	51.4	1.09	1.42	7.90
16	0.0	0.00	0.00	16	77.8	1.65	2.15	10.05
17	0.0	0.00	0.00	17	189.0	4.02	5.23	15.27
18	0.0	0.00	0.00	18	292.2	6.21	8.08	23.35
19	0.0	0.00	0.00	19	481.6	10.24	13.32	36.67
20	0.8	0.05	0.05	20	695.8	14.79	19.24	55.91
21	1.4	0.08	0.13	21	757.4	16.10	20.94	76.85
22	4.8	0.29	0.42	22	469.8	9.99	12.99	89.84
23	14.4	0.87	1.30	23	220.8	4.69	6.11	95.95
24	16.4	1.00	2.29	24	85.0	1.81	2.35	98.30
25	33.4	2.03	4.32	25	38.6	0.82	1.07	99.36
26	60.2	3.65	7.97	26	14.4	0.31	0.40	99.76
27	155.8	9.46	17.43	27	6.0	0.13	0.17	99.93
28	152.6	9.26	26.69	28	2.6	0.06	0.07	100.00
29	248.8	15.10	41.79	29	0.0	0.00	0.00	100.00
30	220.6	13.39	55.18	30	0.0	0.00	0.00	100.00
31	259.2	15.73	70.91	31	0.0	0.00	0.00	100.00
32	195.6	11.87	82.78	32	0.0	0.00	0.00	100.00
33	119.4	7.25	90.02	Total	4703.4	100	100	
34	54.2	3.29	93.31	Hull wt	1683.8			
35	43.6	2.65	95.96	Wt w/o SS	3616.6			
36	27.4	1.66	97.62	Percent Hulls		26.36		
37	23.4	1.42	99.04	Percent Meats		73.64		
38	15.8	0.96	100.00			100		
39	0.0	0.00	100.00					
40	0.0	0.00	100.00					
41	0.0	0.00	100.00					
42	0.0	0.00	100.00					
44	0.0	0.00	100.00					
46	0.0	0.00	100.00					
48	0.0	0.00	100.00					
POD WT.	1647.8							



LOCATION 30 UPPT 2009 SIZE DISTRIBUTION CUMULATIVE WEIGHT PERCENT TABLE

EXP 27-1516

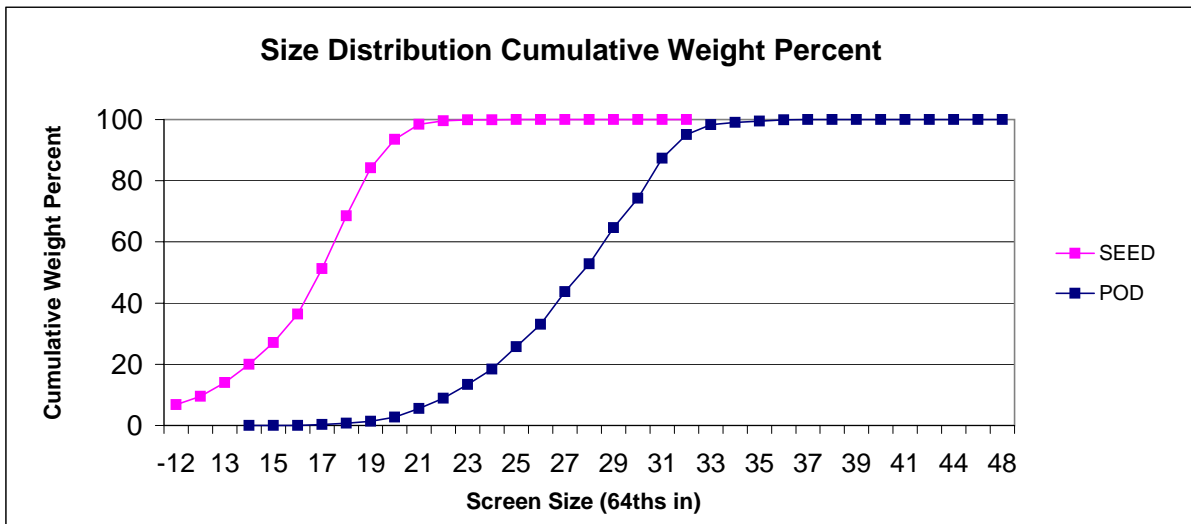
POD				SEED				
SCREEN SIZE	Weight	Wt %	Cum. Wt. %	SCREEN SIZE	Weight	Wt %	Wt % w/o SS	Cum. Wt %
				SS	397.8	8.78	---	---
				-12 & -17R	94.8	2.09	2.29	2.29
				12	41.4	0.91	1.00	3.29
				13	70.8	1.56	1.71	5.01
14	0.0	0.00	0.00	14	122.6	2.70	2.97	7.97
15	0.0	0.00	0.00	15	189.6	4.18	4.59	12.56
16	0.0	0.00	0.00	16	255.4	5.63	6.18	18.73
17	0.0	0.00	0.00	17	399.2	8.81	9.65	28.39
18	0.0	0.00	0.00	18	587.2	12.96	14.20	42.59
19	0.8	0.05	0.05	19	726.2	16.02	17.56	60.15
20	1.2	0.07	0.12	20	703.0	15.51	17.00	77.15
21	3.2	0.20	0.32	21	559.6	12.35	13.53	90.69
22	5.8	0.36	0.69	22	274.2	6.05	6.63	97.32
23	20.6	1.28	1.97	23	82.6	1.82	2.00	99.32
24	35.0	2.18	4.15	24	20.8	0.46	0.50	99.82
25	50.4	3.14	7.29	25	3.4	0.08	0.08	99.90
26	60.2	3.75	11.04	26	3.0	0.07	0.07	99.98
27	95.6	5.96	17.00	27	1.0	0.02	0.02	100.00
28	98.8	6.16	23.16	28	0.0	0.00	0.00	100.00
29	140.6	8.76	31.92	29	0.0	0.00	0.00	100.00
30	138.6	8.64	40.55	30	0.0	0.00	0.00	100.00
31	192.4	11.99	52.54	31	0.0	0.00	0.00	100.00
32	258.0	16.08	68.62	32	0.0	0.00	0.00	100.00
33	231.6	14.43	83.05	Total	4532.6	100	100	
34	149.6	9.32	92.37	Hull wt	1830.6			
35	67.0	4.17	96.55	Wt w/o SS	4134.8			
36	47.4	2.95	99.50	Percent Hulls		28.77		
37	2.4	0.15	99.65	Percent Meats		71.23		
38	5.6	0.35	100.00			100		
39	0.0	0.00	100.00					
40	0.0	0.00	100.00					
41	0.0	0.00	100.00					
42	0.0	0.00	100.00					
44	0.0	0.00	100.00					
46	0.0	0.00	100.00					
48	0.0	0.00	100.00					
POD WT.	1604.8							



LOCATION 30 UPPT 2009 SIZE DISTRIBUTION CUMULATIVE WEIGHT PERCENT TABLE

TXL061821

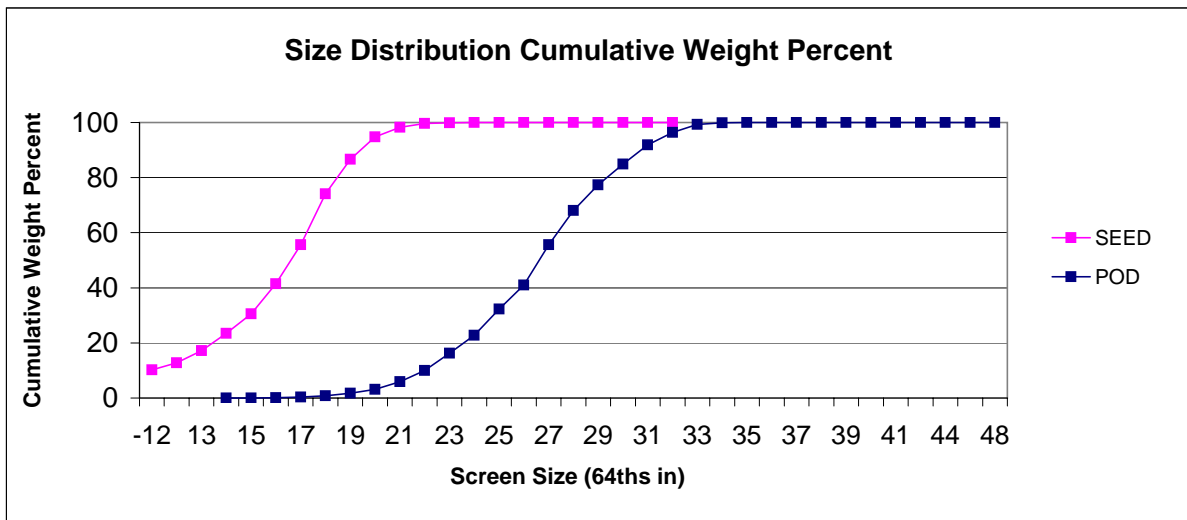
POD				SEED				
SCREEN SIZE	Weight	Wt %	Cum. Wt. %	SCREEN SIZE	Weight	Wt %	Wt % w/o SS	Cum. Wt %
				SS	263.0	6.34	---	---
				-12 & -17R	263.2	6.34	6.77	6.77
				12	107.4	2.59	2.76	9.54
				13	173.8	4.19	4.47	14.01
14	0.0	0.00	0.00	14	231.2	5.57	5.95	19.96
15	0.0	0.00	0.00	15	276.0	6.65	7.10	27.06
16	0.4	0.03	0.03	16	364.2	8.78	9.37	36.43
17	3.8	0.24	0.27	17	576.6	13.90	14.84	51.27
18	8.2	0.52	0.78	18	672.2	16.20	17.30	68.57
19	9.6	0.61	1.39	19	608.8	14.67	15.67	84.23
20	21.6	1.37	2.76	20	362.0	8.72	9.32	93.55
21	43.6	2.76	5.52	21	188.0	4.53	4.84	98.38
22	54.0	3.42	8.93	22	46.0	1.11	1.18	99.57
23	70.6	4.47	13.40	23	10.8	0.26	0.28	99.85
24	78.8	4.98	18.38	24	3.6	0.09	0.09	99.94
25	115.8	7.33	25.71	25	1.6	0.04	0.04	99.98
26	116.4	7.36	33.07	26	0.8	0.02	0.02	100.00
27	168.2	10.64	43.71	27	0.0	0.00	0.00	100.00
28	144.0	9.11	52.82	28	0.0	0.00	0.00	100.00
29	187.0	11.83	64.65	29	0.0	0.00	0.00	100.00
30	152.2	9.63	74.28	30	0.0	0.00	0.00	100.00
31	207.0	13.09	87.37	31	0.0	0.00	0.00	100.00
32	122.0	7.72	95.09	32	0.0	0.00	0.00	100.00
33	50.8	3.21	98.30	Total	4149.2	100	100	
34	11.8	0.75	99.05	Hull wt	1916.2			
35	7.4	0.47	99.52	Wt w/o SS	3886.2			
36	6.0	0.38	99.90	Percent Hulls		31.59		
37	1.6	0.10	100.00	Percent Meats		68.41		
38	0.0	0.00	100.00			100		
39	0.0	0.00	100.00					
40	0.0	0.00	100.00					
41	0.0	0.00	100.00					
42	0.0	0.00	100.00					
44	0.0	0.00	100.00					
46	0.0	0.00	100.00					
48	0.0	0.00	100.00					
POD WT.	1580.8							



LOCATION 30 UPPT 2009 SIZE DISTRIBUTION CUMULATIVE WEIGHT PERCENT TABLE

TXL061816

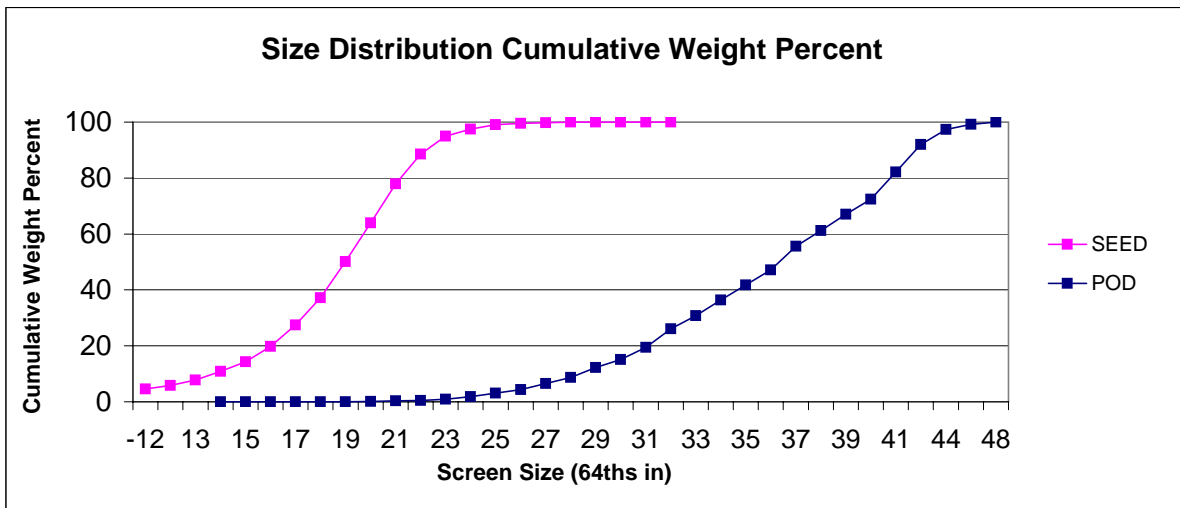
POD				SEED			
SCREEN SIZE	Weight	Wt %	Cum. Wt. %	SCREEN SIZE	Wt %	Wt % w/o SS	Cum. Wt %
				SS	433.8	13.16	---
				-12 & -17R	294.2	8.92	10.28
				12	71.8	2.18	2.51
				13	125.8	3.82	4.39
14	0.0	0.00	0.00	14	180.6	5.48	6.31
15	0.0	0.00	0.00	15	200.6	6.08	7.01
16	1.0	0.07	0.07	16	313.2	9.50	10.94
17	4.0	0.26	0.33	17	407.0	12.35	14.22
18	8.2	0.53	0.86	18	527.4	16.00	18.42
19	13.8	0.90	1.76	19	359.0	10.89	12.54
20	21.8	1.42	3.17	20	233.4	7.08	8.15
21	43.0	2.80	5.97	21	100.4	3.05	3.51
22	61.2	3.98	9.95	22	38.4	1.16	1.34
23	96.2	6.26	16.20	23	8.6	0.26	0.30
24	100.6	6.54	22.75	24	1.8	0.05	0.06
25	146.0	9.49	32.24	25	0.8	0.02	0.03
26	135.4	8.80	41.05	26	0.0	0.00	0.00
27	224.0	14.57	55.61	27	0.0	0.00	0.00
28	190.8	12.41	68.02	28	0.0	0.00	0.00
29	143.2	9.31	77.33	29	0.0	0.00	0.00
30	117.0	7.61	84.94	30	0.0	0.00	0.00
31	106.0	6.89	91.83	31	0.0	0.00	0.00
32	69.6	4.53	96.36	32	0.0	0.00	0.00
33	45.4	2.95	99.31	Total	3296.8	100	100
34	9.0	0.59	99.90	Hull wt	1410.0		
35	1.6	0.10	100.00	Wt w/o SS	2863.0		
36	0.0	0.00	100.00	Percent Hulls		29.96	
37	0.0	0.00	100.00	Percent Meats		70.04	
38	0.0	0.00	100.00			100	
39	0.0	0.00	100.00				
40	0.0	0.00	100.00				
41	0.0	0.00	100.00				
42	0.0	0.00	100.00				
44	0.0	0.00	100.00				
46	0.0	0.00	100.00				
48	0.0	0.00	100.00				
POD WT.	1537.8						



LOCATION 30 UPPT 2009 SIZE DISTRIBUTION CUMULATIVE WEIGHT PERCENT TABLE

NC 7

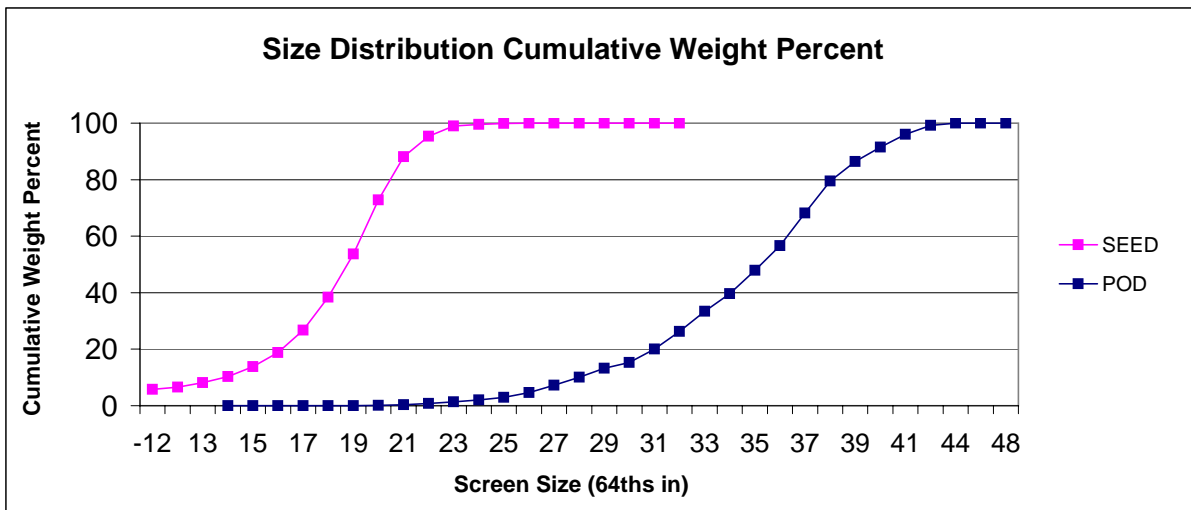
POD				SEED				
SCREEN	Weight	Wt %	Cum. Wt. %	SCREEN	Weight	Wt %	Wt % w/o SS	Cum. Wt %
SIZE				SIZE				
				SS	301.2	7.67	---	---
				-12 & -20R	167.4	4.26	4.62	4.62
				12	43.4	1.11	1.20	5.81
				13	71.2	1.81	1.96	7.78
14	0.0	0.00	0.00	14	111.6	2.84	3.08	10.85
15	0.0	0.00	0.00	15	124.4	3.17	3.43	14.28
16	0.0	0.00	0.00	16	201.4	5.13	5.55	19.84
17	0.0	0.00	0.00	17	276.6	7.04	7.63	27.47
18	0.0	0.00	0.00	18	352.2	8.97	9.71	37.18
19	0.0	0.00	0.00	19	467.2	11.90	12.88	50.06
20	1.0	0.06	0.06	20	503.6	12.82	13.89	63.95
21	3.8	0.23	0.30	21	508.4	12.94	14.02	77.97
22	3.4	0.21	0.50	22	382.4	9.74	10.54	88.51
23	7.6	0.47	0.97	23	234.4	5.97	6.46	94.98
24	14.8	0.91	1.88	24	91.0	2.32	2.51	97.49
25	20.2	1.24	3.13	25	57.6	1.47	1.59	99.07
26	19.2	1.18	4.31	26	17.2	0.44	0.47	99.55
27	36.6	2.25	6.56	27	9.6	0.24	0.26	99.81
28	35.4	2.18	8.74	28	5.2	0.13	0.14	99.96
29	56.8	3.49	12.23	29	1.6	0.04	0.04	100.00
30	47.4	2.92	15.15	30	0.0	0.00	0.00	100.00
31	70.2	4.32	19.47	31	0.0	0.00	0.00	100.00
32	107.4	6.61	26.08	32	0.0	0.00	0.00	100.00
33	76.0	4.68	30.75	Total	3927.6	100	100	
34	92.0	5.66	36.41	Hull wt	2210.4			
35	86.2	5.30	41.72	Wt w/o SS	3626.4			
36	88.6	5.45	47.17	Percent Hulls		36.01		
37	136.8	8.42	55.59	Percent Meats		63.99		
38	91.6	5.64	61.22			100		
39	94.4	5.81	67.03					
40	88.2	5.43	72.46					
41	158.4	9.75	82.21					
42	159.2	9.80	92.00					
44	87.4	5.38	97.38					
46	29.6	1.82	99.20					
48	13.0	0.80	100.00					
POD WT.	1625.2							



LOCATION 30 UPPT 2009 SIZE DISTRIBUTION CUMULATIVE WEIGHT PERCENT TABLE

N05006

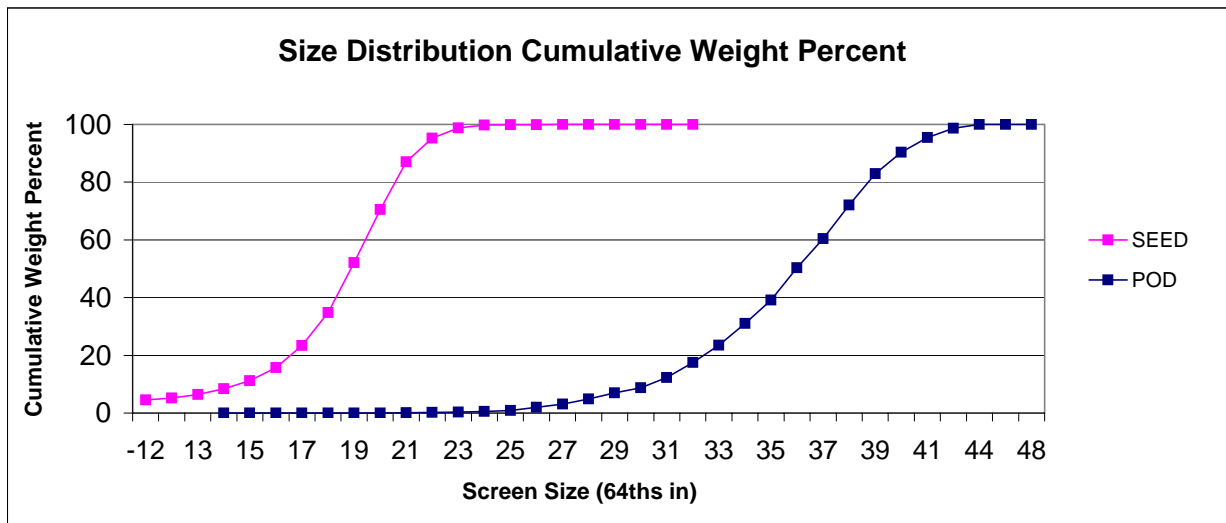
POD				SEED				
SCREEN SIZE	Weight	Wt %	Cum. Wt. %	SCREEN SIZE	Weight	Wt %	Wt % w/o SS	Cum. Wt %
				SS	389.4	9.22	---	---
				-12 & -20R	221.4	5.24	5.78	5.78
				12	28.2	0.67	0.74	6.51
				13	62.8	1.49	1.64	8.15
14	0.0	0.00	0.00	14	84.6	2.00	2.21	10.36
15	0.0	0.00	0.00	15	133.6	3.16	3.49	13.85
16	0.0	0.00	0.00	16	191.0	4.52	4.98	18.83
17	0.0	0.00	0.00	17	301.6	7.14	7.87	26.70
18	0.0	0.00	0.00	18	449.0	10.64	11.72	38.41
19	0.0	0.00	0.00	19	583.6	13.82	15.23	53.64
20	1.6	0.10	0.10	20	733.8	17.38	19.15	72.79
21	4.0	0.24	0.34	21	588.2	13.93	15.35	88.14
22	8.0	0.48	0.81	22	275.2	6.52	7.18	95.32
23	9.8	0.59	1.40	23	140.0	3.32	3.65	98.97
24	10.2	0.61	2.01	24	21.6	0.51	0.56	99.54
25	16.2	0.97	2.98	25	11.8	0.28	0.31	99.84
26	28.4	1.70	4.68	26	6.0	0.14	0.16	100.00
27	43.2	2.59	7.27	27	0.0	0.00	0.00	100.00
28	47.2	2.82	10.09	28	0.0	0.00	0.00	100.00
29	52.4	3.14	13.23	29	0.0	0.00	0.00	100.00
30	34.0	2.03	15.26	30	0.0	0.00	0.00	100.00
31	80.6	4.82	20.09	31	0.0	0.00	0.00	100.00
32	104.0	6.22	26.31	32	0.0	0.00	0.00	100.00
33	118.2	7.07	33.39	Total	4221.8	100	100	
34	104.8	6.27	39.66	Hull wt	2137.8			
35	137.0	8.20	47.86	Wt w/o SS	3832.4			
36	147.2	8.81	56.67	Percent Hulls		33.62		
37	192.6	11.53	68.19	Percent Meats		66.38		
38	189.8	11.36	79.55			100		
39	114.4	6.85	86.40					
40	85.4	5.11	91.51					
41	75.8	4.54	96.05					
42	52.4	3.14	99.19					
44	13.6	0.81	100.00					
46	0.0	0.00	100.00					
48	0.0	0.00	100.00					
POD WT.	1670.8							



LOCATION 30 UPPT 2009 SIZE DISTRIBUTION CUMULATIVE WEIGHT PERCENT TABLE

N05008

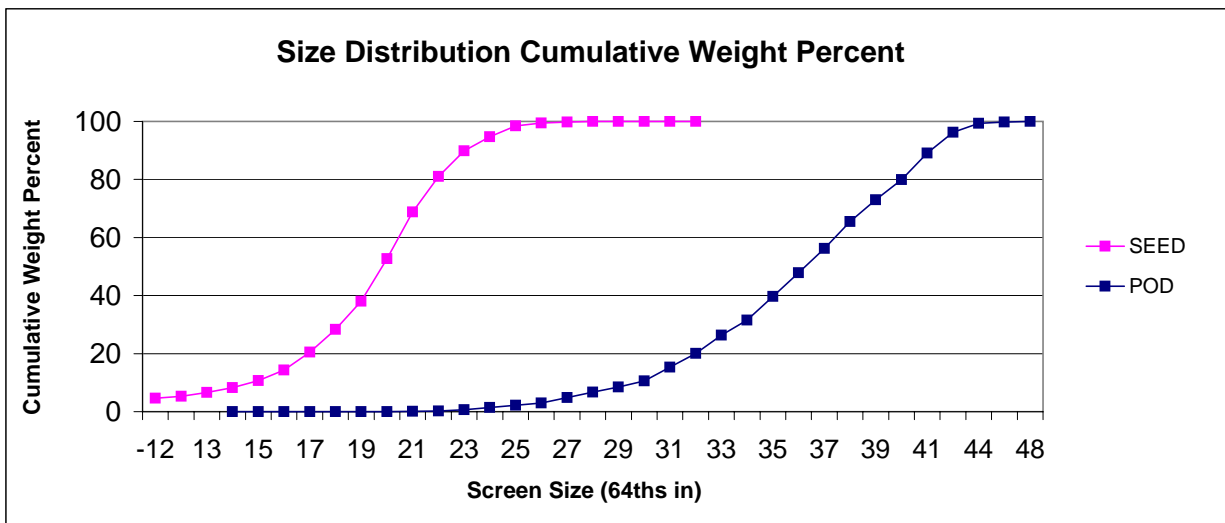
POD				SEED				
SCREEN	Weight	Wt %	Cum. Wt. %	SCREEN	Weight	Wt %	Wt % w/o SS	Cum. Wt %
SIZE				SIZE				
				SS	346.0	8.11	---	---
				-12 & -20R	179.8	4.21	4.59	4.59
				12	25.6	0.60	0.65	5.24
				13	48.2	1.13	1.23	6.47
14	0.0	0.00	0.00	14	76.0	1.78	1.94	8.41
15	0.0	0.00	0.00	15	111.0	2.60	2.83	11.24
16	0.0	0.00	0.00	16	175.8	4.12	4.48	15.72
17	0.0	0.00	0.00	17	302.8	7.10	7.72	23.44
18	0.0	0.00	0.00	18	446.0	10.45	11.37	34.82
19	0.0	0.00	0.00	19	677.0	15.87	17.27	52.08
20	0.0	0.00	0.00	20	721.0	16.90	18.39	70.47
21	1.0	0.07	0.07	21	648.2	15.19	16.53	87.00
22	2.0	0.13	0.20	22	324.8	7.61	8.28	95.29
23	1.4	0.09	0.29	23	135.2	3.17	3.45	98.74
24	3.6	0.24	0.52	24	39.0	0.91	0.99	99.73
25	5.8	0.38	0.90	25	8.0	0.19	0.20	99.93
26	16.0	1.05	1.95	26	0.0	0.00	0.00	99.93
27	17.0	1.11	3.06	27	1.0	0.02	0.03	99.96
28	28.4	1.86	4.92	28	1.6	0.04	0.04	100.00
29	30.8	2.02	6.94	29	0.0	0.00	0.00	100.00
30	28.2	1.85	8.79	30	0.0	0.00	0.00	100.00
31	54.2	3.55	12.33	31	0.0	0.00	0.00	100.00
32	78.8	5.16	17.49	32	0.0	0.00	0.00	100.00
33	92.4	6.05	23.54	Total	4267.0	100	100	
34	114.2	7.48	31.02	Hull wt	2035.2			
35	124.8	8.17	39.19	Wt w/o SS	3921.0			
36	170.8	11.18	50.37	Percent Hulls		32.29		
37	153.2	10.03	60.40	Percent Meats		67.71		
38	178.4	11.68	72.07			100		
39	166.2	10.88	82.95					
40	113.0	7.40	90.35					
41	78.0	5.11	95.46					
42	49.4	3.23	98.69					
44	20.0	1.31	100.00					
46	0.0	0.00	100.00					
48	0.0	0.00	100.00					
POD WT.	1527.6							



LOCATION 30 UPPT 2009 SIZE DISTRIBUTION CUMULATIVE WEIGHT PERCENT TABLE

N05024J

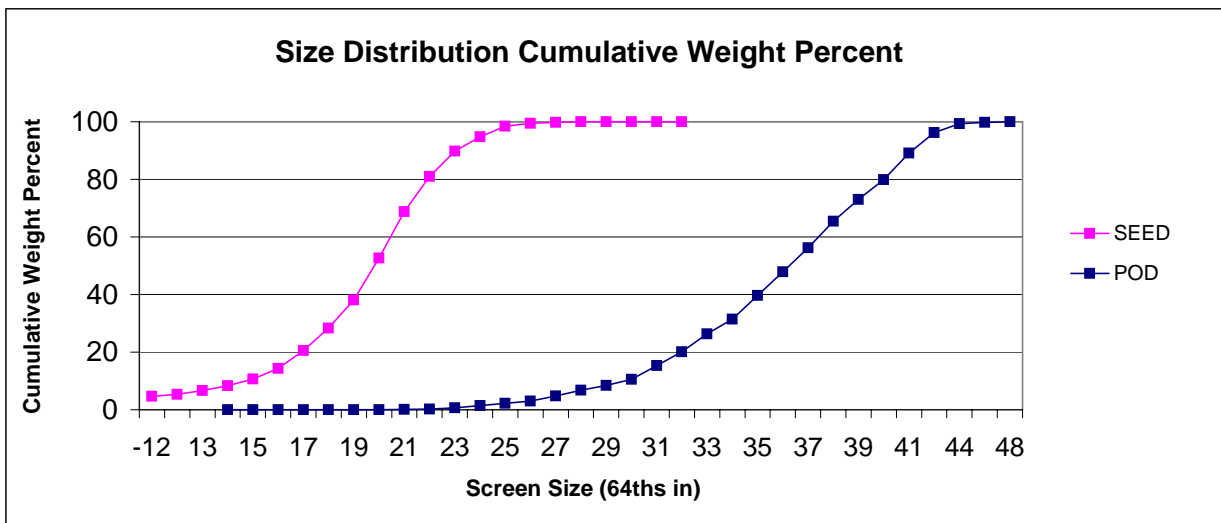
POD				SEED				
SCREEN SIZE	Weight	Wt %	Cum. Wt. %	SCREEN SIZE	Weight	Wt %	Wt % w/o SS	Cum. Wt %
				SS	582.8	13.43	---	---
				-12 & -20R	173.4	3.99	4.61	4.61
				12	27.2	0.63	0.72	5.34
				13	50.0	1.15	1.33	6.67
14	0.0	0.00	0.00	14	62.0	1.43	1.65	8.32
15	0.0	0.00	0.00	15	88.8	2.05	2.36	10.68
16	0.0	0.00	0.00	16	139.0	3.20	3.70	14.38
17	0.0	0.00	0.00	17	232.2	5.35	6.18	20.56
18	0.0	0.00	0.00	18	291.0	6.70	7.74	28.30
19	0.0	0.00	0.00	19	367.2	8.46	9.77	38.07
20	0.0	0.00	0.00	20	549.6	12.66	14.62	52.70
21	1.0	0.06	0.06	21	604.4	13.92	16.08	68.78
22	3.4	0.21	0.27	22	459.0	10.57	12.21	81.00
23	5.6	0.35	0.62	23	331.4	7.63	8.82	89.81
24	13.2	0.82	1.43	24	184.8	4.26	4.92	94.73
25	12.6	0.78	2.21	25	138.6	3.19	3.69	98.42
26	12.8	0.79	3.00	26	37.4	0.86	1.00	99.41
27	29.4	1.82	4.82	27	14.2	0.33	0.38	99.79
28	31.6	1.95	6.77	28	7.8	0.18	0.21	100.00
29	28.0	1.73	8.50	29	0.0	0.00	0.00	100.00
30	34.2	2.11	10.61	30	0.0	0.00	0.00	100.00
31	76.8	4.74	15.35	31	0.0	0.00	0.00	100.00
32	76.6	4.73	20.08	32	0.0	0.00	0.00	100.00
33	100.8	6.22	26.30	Total	4340.8	100	100	
34	84.0	5.19	31.49	Hull wt	2124.0			
35	132.0	8.15	39.64	Wt w/o SS	3758.0			
36	133.0	8.21	47.85	Percent Hulls		32.85		
37	134.8	8.32	56.17	Percent Meats		67.15		
38	151.0	9.32	65.50			100		
39	121.0	7.47	72.97					
40	112.8	6.96	79.93					
41	148.0	9.14	89.07					
42	116.4	7.19	96.26					
44	50.4	3.11	99.37					
46	6.2	0.38	99.75					
48	4.0	0.25	100.00					
POD WT.	1619.6							



LOCATION 30 UPPT 2009 SIZE DISTRIBUTION CUMULATIVE WEIGHT PERCENT TABLE

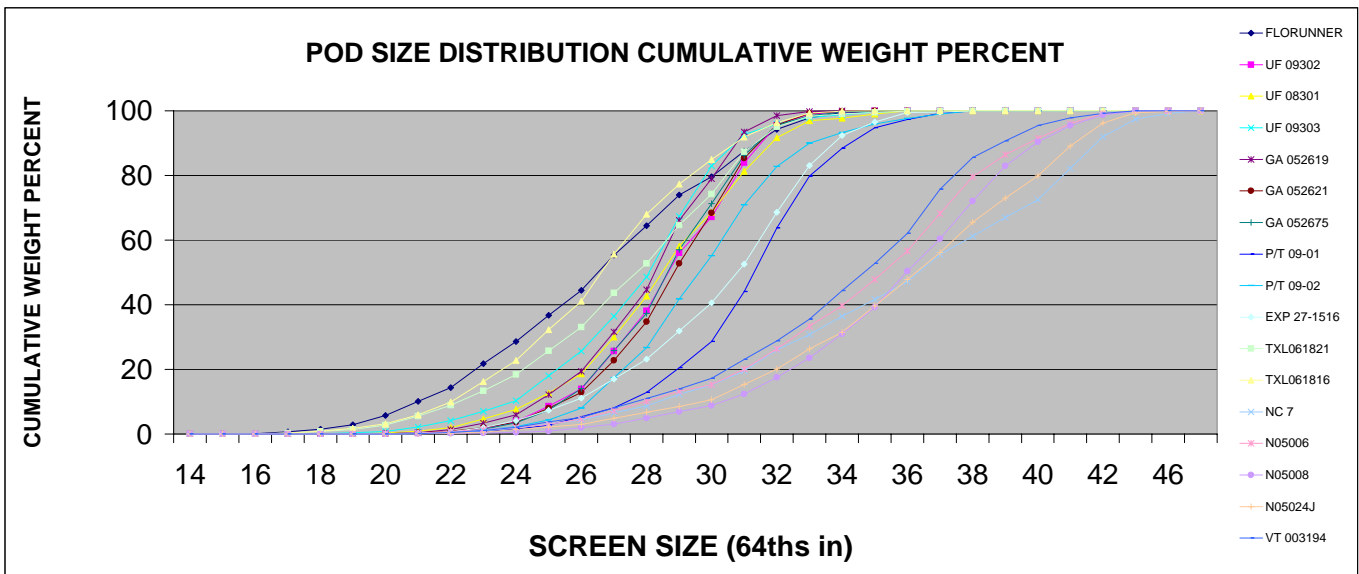
VT 003194

POD				SEED				
SCREEN SIZE	Weight	Wt %	Cum. Wt. %	SCREEN SIZE	Weight	Wt %	Wt % w/o SS	Cum. Wt %
				SS	598.0	13.96	---	---
				-12 & -20R	262.0	6.12	7.11	7.11
				12	30.8	0.72	0.84	7.94
				13	50.4	1.18	1.37	9.31
14	0.0	0.00	0.00	14	80.4	1.88	2.18	11.49
15	0.0	0.00	0.00	15	109.2	2.55	2.96	14.45
16	0.0	0.00	0.00	16	159.2	3.72	4.32	18.77
17	0.0	0.00	0.00	17	228.8	5.34	6.21	24.98
18	0.0	0.00	0.00	18	364.8	8.51	9.90	34.87
19	0.0	0.00	0.00	19	511.6	11.94	13.88	48.75
20	0.0	0.00	0.00	20	438.8	10.24	11.90	60.66
21	2.0	0.12	0.12	21	530.0	12.37	14.38	75.03
22	5.8	0.35	0.47	22	374.4	8.74	10.16	85.19
23	10.8	0.65	1.12	23	271.2	6.33	7.36	92.55
24	15.4	0.92	2.04	24	133.4	3.11	3.62	96.16
25	29.2	1.75	3.79	25	94.2	2.20	2.56	98.72
26	22.8	1.37	5.16	26	29.6	0.69	0.80	99.52
27	49.2	2.95	8.11	27	8.2	0.19	0.22	99.75
28	47.2	2.83	10.95	28	6.4	0.15	0.17	99.92
29	50.4	3.02	13.97	29	3.0	0.07	0.08	100.00
30	53.6	3.22	17.19	30	0.0	0.00	0.00	100.00
31	98.2	5.89	23.08	31	0.0	0.00	0.00	100.00
32	95.4	5.72	28.80	32	0.0	0.00	0.00	100.00
33	112.0	6.72	35.53	Total	4284.4	100	100	
34	147.4	8.85	44.37	Hull wt	1845.6			
35	140.8	8.45	52.82	Wt w/o SS	3686.4			
36	154.2	9.25	62.07	Percent Hulls		30.11		
37	227.0	13.62	75.70	Percent Meats		69.89		
38	164.4	9.87	85.56			100		
39	84.8	5.09	90.65					
40	80.2	4.81	95.46					
41	39.2	2.35	97.82					
42	23.8	1.43	99.24					
44	12.6	0.76	100.00					
46	0.0	0.00	100.00					
48	0.0	0.00	100.00					
POD WT.	1666.4							



LOCATION 30 UPPT 2009 POD SIZE DISTRIBUTION CUMULATIVE WEIGHT PERCENT TABLE

SCREEN		ENTRY NUMBER																
SIZE	FLORUNNER	UF 09302	UF 08301	UF 09303	GA 052619	GA 052621	GA 052675	P/T 09-01	P/T 09-02	EXP 27-1516	TXL061821	TXL061816	NC 7	N05006	N05008	N05024J	VT 003194	
14	0.00	0.00	0.00	0.00	0.00	0.00	0.00	0.00	0.00	0.00	0.00	0.00	0.00	0.00	0.00	0.00	0.00	
15	0.00	0.00	0.00	0.00	0.00	0.00	0.00	0.00	0.00	0.00	0.00	0.00	0.00	0.00	0.00	0.00	0.00	
16	0.13	0.00	0.00	0.00	0.00	0.00	0.00	0.00	0.00	0.00	0.03	0.07	0.00	0.00	0.00	0.00	0.00	
17	0.69	0.00	0.00	0.06	0.00	0.00	0.00	0.00	0.00	0.00	0.27	0.33	0.00	0.00	0.00	0.00	0.00	
18	1.45	0.00	0.07	0.15	0.00	0.00	0.00	0.00	0.00	0.00	0.78	0.86	0.00	0.00	0.00	0.00	0.00	
19	2.91	0.05	0.13	0.37	0.02	0.06	0.00	0.00	0.00	0.05	1.39	1.76	0.00	0.00	0.00	0.00	0.00	
20	5.74	0.10	0.25	0.80	0.11	0.14	0.04	0.00	0.05	0.12	2.76	3.17	0.06	0.10	0.00	0.00	0.00	
21	10.09	0.37	0.89	2.16	0.36	0.37	0.22	0.25	0.13	0.32	5.52	5.97	0.30	0.34	0.07	0.06	0.12	
22	14.32	0.78	2.02	4.13	1.41	0.89	0.57	0.45	0.42	0.69	8.93	9.95	0.50	0.81	0.20	0.27	0.47	
23	21.82	1.58	4.68	7.07	3.41	1.99	1.49	0.80	1.30	1.97	13.40	16.20	0.97	1.40	0.29	0.62	1.12	
24	28.59	3.85	7.58	10.33	5.99	3.66	3.47	1.44	2.29	4.15	18.38	22.75	1.88	2.01	0.52	1.43	2.04	
25	36.76	8.62	12.68	18.06	12.22	8.01	7.40	2.81	4.32	7.29	25.71	32.24	3.13	2.98	0.90	2.21	3.79	
26	44.50	13.96	18.57	25.64	19.44	12.84	14.03	5.35	7.97	11.04	33.07	41.05	4.31	4.68	1.95	3.00	5.16	
27	55.38	25.61	29.99	36.44	31.57	22.76	25.84	8.09	17.43	17.00	43.71	55.61	6.56	7.27	3.06	4.82	8.11	
28	64.44	38.12	42.68	48.56	44.68	34.73	37.36	12.84	26.69	23.16	52.82	68.02	8.74	10.09	4.92	6.77	10.95	
29	73.98	56.01	58.13	67.33	66.15	52.77	57.03	20.45	41.79	31.92	64.65	77.33	12.23	13.23	6.94	8.50	13.97	
30	79.60	67.15	68.62	82.97	79.00	68.42	71.33	28.61	55.18	40.55	74.28	84.94	15.15	15.26	8.79	10.61	17.19	
31	87.53	83.96	81.27	92.63	93.45	85.36	86.21	44.08	70.91	52.54	87.37	91.83	19.47	20.09	12.33	15.35	23.08	
32	94.28	95.63	91.73	95.95	98.48	95.66	95.49	63.79	82.78	68.62	95.09	96.36	26.08	26.31	17.49	20.08	28.80	
33	97.86	98.98	96.94	97.94	99.82	99.20	98.56	79.78	90.02	83.05	98.30	99.31	30.75	33.39	23.54	26.30	35.53	
34	99.54	99.57	97.70	98.83	100.00	99.77	99.65	88.40	93.31	92.37	99.05	99.05	36.41	39.66	31.02	31.49	44.37	
35	99.70	100.00	99.00	99.62	100.00	100.00	100.00	94.79	95.96	96.55	99.52	100.00	41.72	47.86	39.19	39.64	52.82	
36	99.86	100.00	100.00	99.91	100.00	100.00	100.00	97.33	97.62	99.50	99.90	100.00	47.17	56.67	50.37	47.85	62.07	
37	100.00	100.00	100.00	100.00	100.00	100.00	100.00	99.24	99.04	99.65	100.00	100.00	55.59	68.19	60.40	56.17	75.70	
38	100.00	100.00	100.00	100.00	100.00	100.00	100.00	100.00	100.00	100.00	100.00	100.00	61.22	79.55	72.07	65.50	85.56	
39	100.00	100.00	100.00	100.00	100.00	100.00	100.00	100.00	100.00	100.00	100.00	100.00	67.03	86.40	82.95	72.97	90.65	
40	100.00	100.00	100.00	100.00	100.00	100.00	100.00	100.00	100.00	100.00	100.00	100.00	72.46	91.51	90.35	79.93	95.46	
41	100.00	100.00	100.00	100.00	100.00	100.00	100.00	100.00	100.00	100.00	100.00	100.00	82.21	96.05	95.46	89.07	97.82	
42	100.00	100.00	100.00	100.00	100.00	100.00	100.00	100.00	100.00	100.00	100.00	100.00	92.00	99.19	98.69	96.26	99.24	
44	100.00	100.00	100.00	100.00	100.00	100.00	100.00	100.00	100.00	100.00	100.00	100.00	97.38	100.00	100.00	99.37	100.00	
46	100.00	100.00	100.00	100.00	100.00	100.00	100.00	100.00	100.00	100.00	100.00	100.00	99.20	100.00	100.00	99.75	100.00	
48	100.00	100.00	100.00	100.00	100.00	100.00	100.00	100.00	100.00	100.00	100.00	100.00	100.00	100.00	100.00	100.00	100.00	

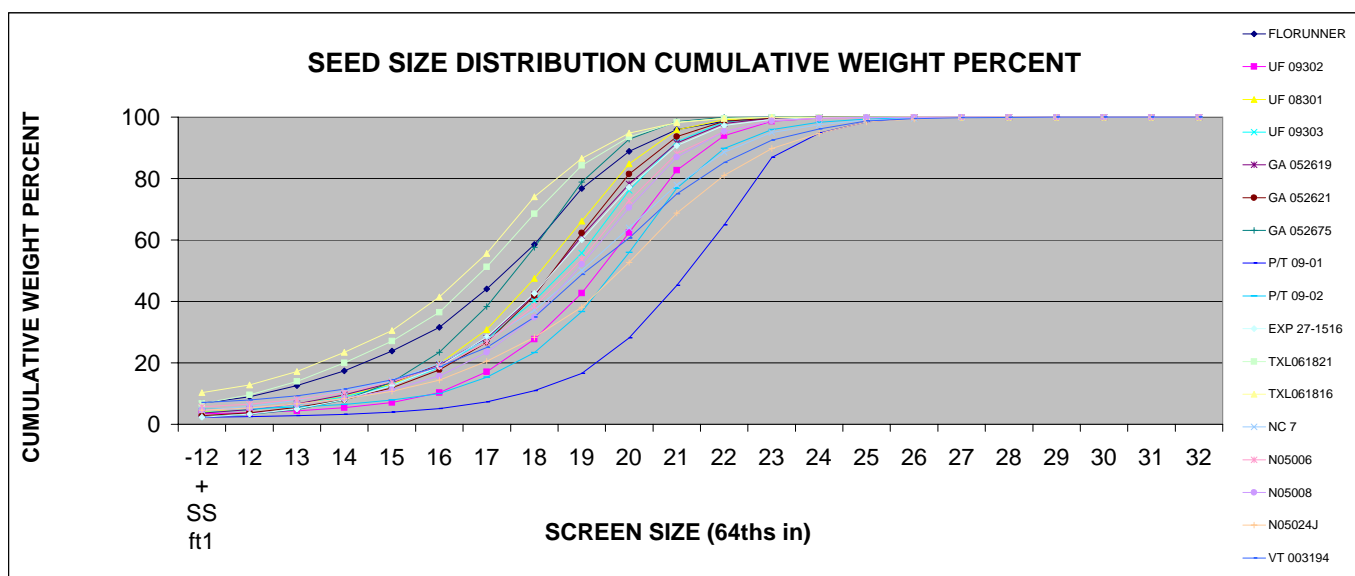


LOCATION 30 UPPT 2009 SEED SIZE DISTRIBUTION CUMULATIVE WEIGHT PERCENT TABLE

ENTRY NUMBER

SCREEN	ENTRY NUMBER																
SIZE	FLORUNNER	UF 09302	UF 08301	UF 09303	GA 052619	GA 052621	GA 052675	P/T 09-01	P/T 09-02	EXP 27-1516	TXL061821	TXL061816	NC 7	N05006	N05008	N05024J	VT 003194
-12 + SS ft ¹	6.88	3.39	4.03	3.89	3.64	2.85	2.43	2.33	4.87	2.29	6.77	10.28	4.62	5.78	4.59	4.61	7.11
12	9.01	3.74	4.81	4.64	4.76	3.77	3.28	2.53	5.12	3.29	9.54	12.78	5.81	6.51	5.24	5.34	7.94
13	12.57	4.34	6.42	6.35	6.66	5.56	4.80	2.79	5.61	5.01	14.01	17.18	7.78	8.15	6.47	6.67	9.31
14	17.38	5.39	9.13	8.96	9.57	7.98	7.92	3.24	6.48	7.97	19.96	23.49	10.85	10.36	8.41	8.32	11.49
15	23.85	7.05	13.11	12.71	13.58	11.91	13.80	3.96	7.90	12.56	27.06	30.49	14.28	13.85	11.24	10.68	14.45
16	31.55	10.34	19.74	18.46	19.49	17.72	23.46	5.10	10.05	18.73	36.43	41.43	19.84	18.83	15.72	14.38	18.77
17	44.02	17.10	30.86	27.82	28.04	26.65	38.32	7.25	15.27	28.39	51.27	55.65	27.47	26.70	23.44	20.56	24.98
18	58.52	27.70	47.48	40.20	42.19	41.85	57.63	10.98	23.35	42.59	68.57	74.07	37.18	38.41	34.82	28.30	34.87
19	76.75	42.66	66.12	55.70	61.30	62.27	78.81	16.59	36.67	60.15	84.23	86.61	50.06	53.64	52.08	38.07	48.75
20	88.81	62.35	84.81	76.15	78.23	81.43	92.84	28.11	55.91	77.15	93.55	94.76	63.95	72.79	70.47	52.70	60.66
21	95.89	82.69	95.80	91.98	91.56	93.69	98.50	45.21	76.85	90.69	98.38	98.27	77.97	88.14	87.00	68.78	75.03
22	98.60	93.91	99.22	98.49	97.96	98.63	99.87	64.91	89.84	97.32	99.57	99.61	88.51	95.32	95.29	81.00	85.19
23	99.63	98.68	99.87	99.77	99.72	99.70	99.98	86.92	95.95	99.32	99.85	99.91	94.98	98.97	98.74	89.81	92.55
24	99.87	99.67	99.98	99.96	100.00	99.96	99.98	94.77	98.30	99.82	99.94	99.97	97.49	99.54	99.73	94.73	96.16
25	99.98	99.95	100.00	100.00	100.00	100.00	100.00	98.40	99.36	99.90	99.98	100.00	99.07	99.84	99.93	98.42	98.72
26	100.00	100.00	100.00	100.00	100.00	100.00	100.00	99.64	99.76	99.98	100.00	100.00	99.55	100.00	99.93	99.41	99.52
27	100.00	100.00	100.00	100.00	100.00	100.00	100.00	99.97	99.93	100.00	100.00	100.00	99.81	100.00	99.96	99.79	99.75
28	100.00	100.00	100.00	100.00	100.00	100.00	100.00	100.00	100.00	100.00	100.00	100.00	99.96	100.00	100.00	100.00	99.92
29	100.00	100.00	100.00	100.00	100.00	100.00	100.00	100.00	100.00	100.00	100.00	100.00	100.00	100.00	100.00	100.00	100.00
30	100.00	100.00	100.00	100.00	100.00	100.00	100.00	100.00	100.00	100.00	100.00	100.00	100.00	100.00	100.00	100.00	100.00
31	100.00	100.00	100.00	100.00	100.00	100.00	100.00	100.00	100.00	100.00	100.00	100.00	100.00	100.00	100.00	100.00	100.00
32	100.00	100.00	100.00	100.00	100.00	100.00	100.00	100.00	100.00	100.00	100.00	100.00	100.00	100.00	100.00	100.00	100.00

¹ SS ft is -17R, -20R, OR -16R FOR RUNNER, VIRGINIA OR SPANISH MARKET TYPES, RESPECTIVELY



LOCATION 30 UPPT 2009 SEED COUNT/POUND TABLE

FLORUNNER

Weight of 100 seed

	Wt (g)	Wt of 1 seed	Count/lb
Jumbo	64.7	0.647	701
Medium	48.2	0.482	941
Number 1	33.6	0.336	1350
Splits	20.6	0.206	2202

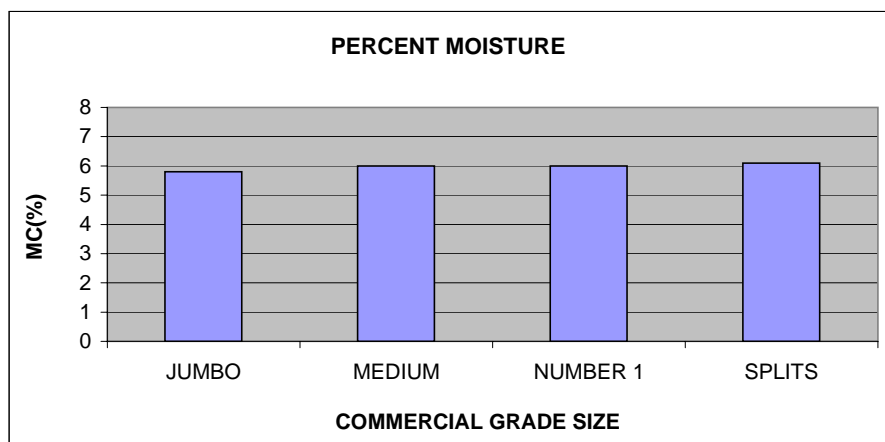
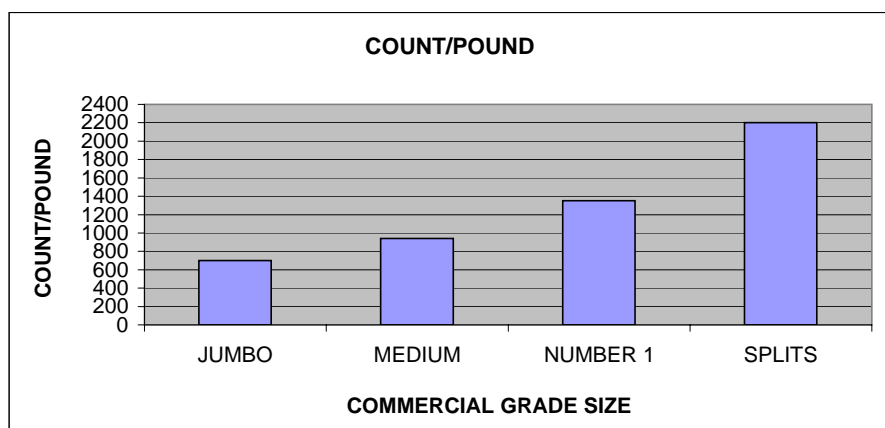
LOCATION 30 SEED MOISTURE CONTENT TABLE

FLORUNNER

GAC 2000 Percent Moisture & Density

	MC*	kg/hl
Jumbo	5.8	45.9
Medium	6.0	47.5
Number 1	6.0	48.1
Splits	6.1	44.1

* NA INDICATES THAT THERE WAS NOT ENOUGH MATERIAL FOR THE GAC 2000 TO READ



LOCATION 30 UPPT 2009 SEED COUNT/POUND TABLE

UF 09302

Weight of 100 seed

	Wt (g)	Wt of 1 seed	Count/lb
Jumbo	64.0	0.640	709
Medium	49.9	0.499	909
Number 1	34.6	0.346	1311
Splits	24.9	0.249	1822

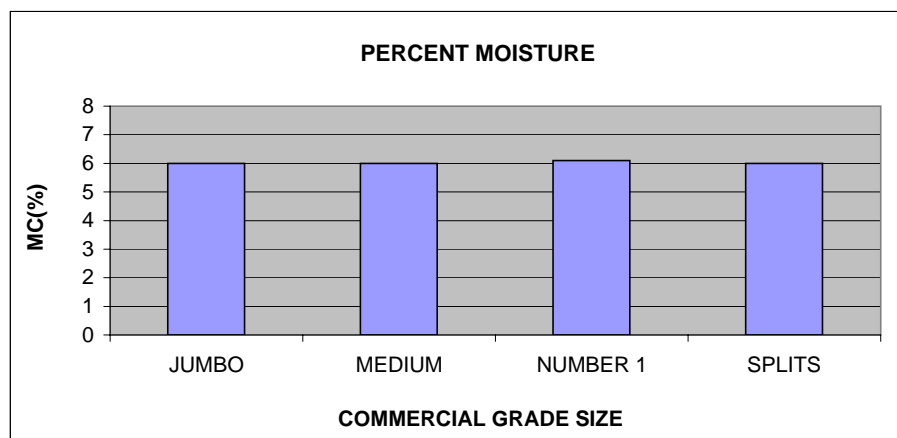
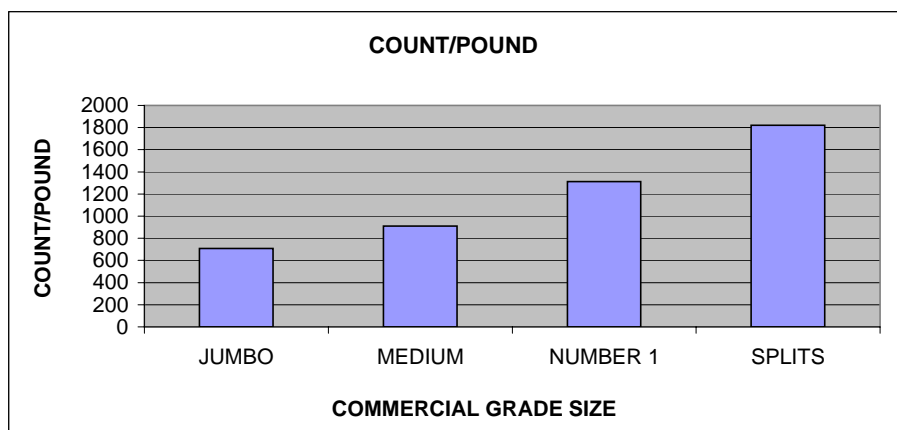
LOCATION 30 SEED MOISTURE CONTENT TABLE

UF 09302

GAC 2000 Percent Moisture & Density

	MC*	kg/hl
Jumbo	6.0	46.8
Medium	6.0	47.0
Number 1	6.1	47.6
Splits	6.0	43.4

* NA INDICATES THAT THERE WAS NOT ENOUGH MATERIAL FOR THE GAC 2000 TO READ



LOCATION 30 UPPT 2009 SEED COUNT/POUND TABLE

UF 08301

Weight of 100 seed

	Wt (g)	Wt of 1 seed	Count/lb
Jumbo	66.9	0.669	678
Medium	52.2	0.522	869
Number 1	36.2	0.362	1253
Splits	23.8	0.238	1906

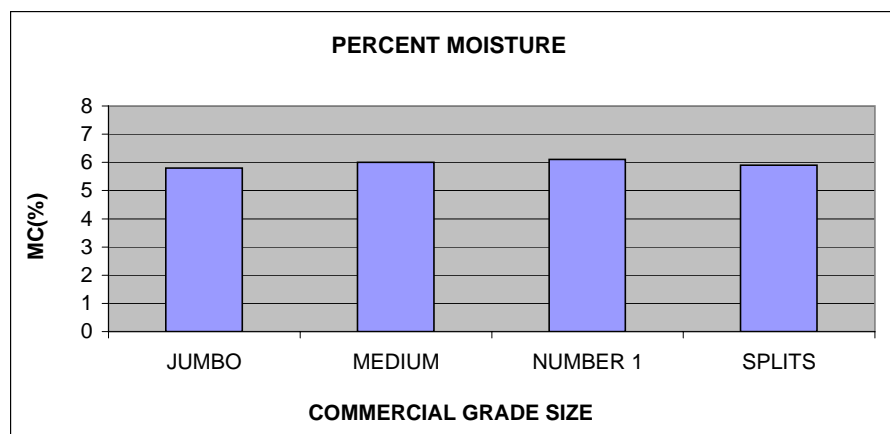
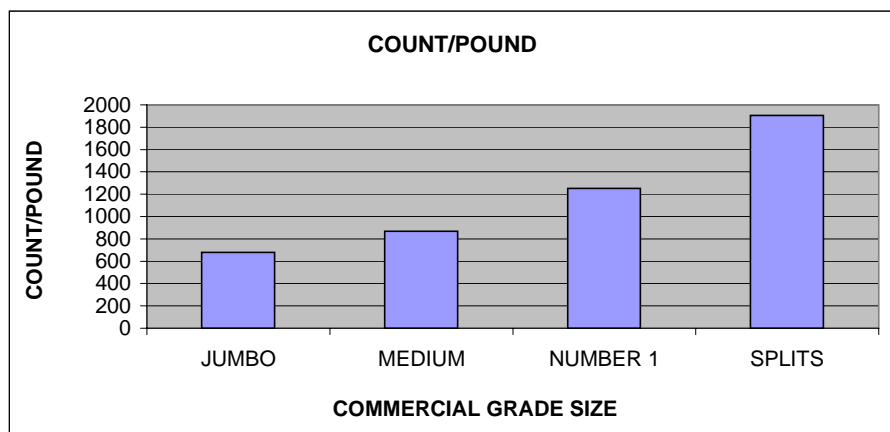
LOCATION 30 SEED MOISTURE CONTENT TABLE

UF 08301

GAC 2000 Percent Moisture & Density

	MC*	kg/hl
Jumbo	5.8	45.2
Medium	6.0	45.9
Number 1	6.1	46.7
Splits	5.9	41.8

* NA INDICATES THAT THERE WAS NOT ENOUGH MATERIAL FOR THE GAC 2000 TO READ



LOCATION 30 UPPT 2009 SEED COUNT/POUND TABLE

UF 09303

Weight of 100 seed

	Wt (g)	Wt of 1 seed	Count/lb
Jumbo	64.1	0.641	708
Medium	51.9	0.519	874
Number 1	34.7	0.347	1307
Splits	24.1	0.241	1882

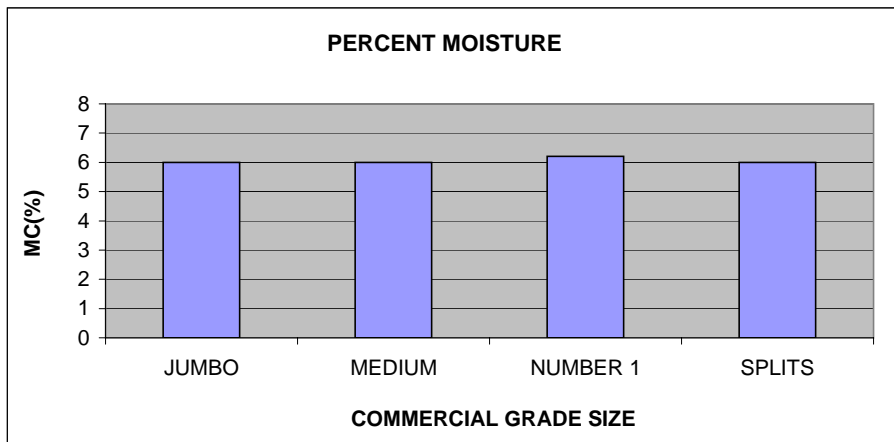
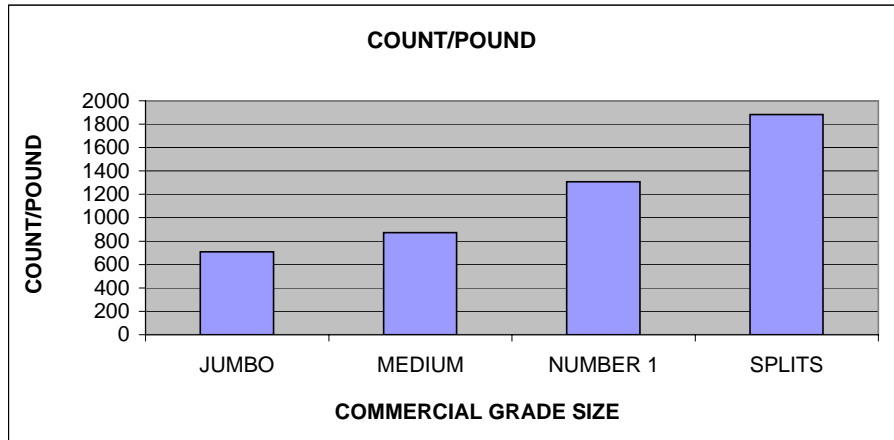
LOCATION 30 SEED MOISTURE CONTENT TABLE

UF 09303

GAC 2000 Percent Moisture & Density

	MC*	kg/hl
Jumbo	6.0	46.9
Medium	6.0	47.0
Number 1	6.2	47.4
Splits	6.0	44.4

* NA INDICATES THAT THERE WAS NOT ENOUGH MATERIAL FOR THE GAC 2000 TO READ



LOCATION 30 UPPT 2009 SEED COUNT/POUND TABLE

GA 052619

Weight of 100 seed

	Wt (g)	Wt of 1 seed	Count/lb
Jumbo	55.2	0.552	822
Medium	45.3	0.453	1001
Number 1	31.2	0.312	1454
Splits	21.4	0.214	2120

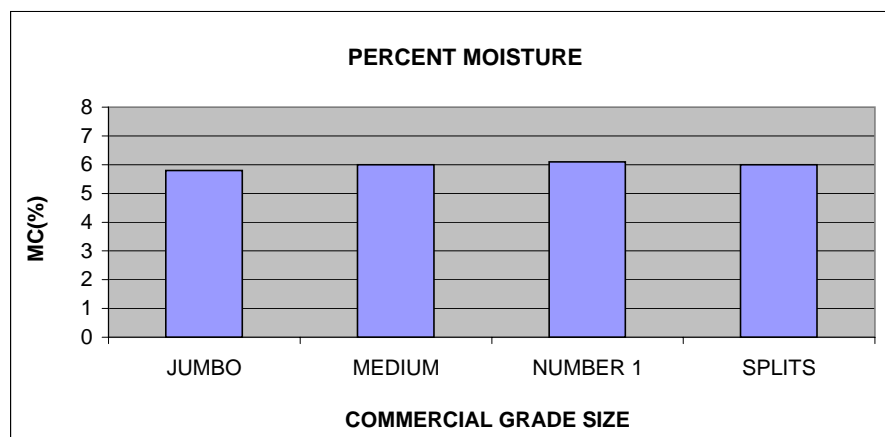
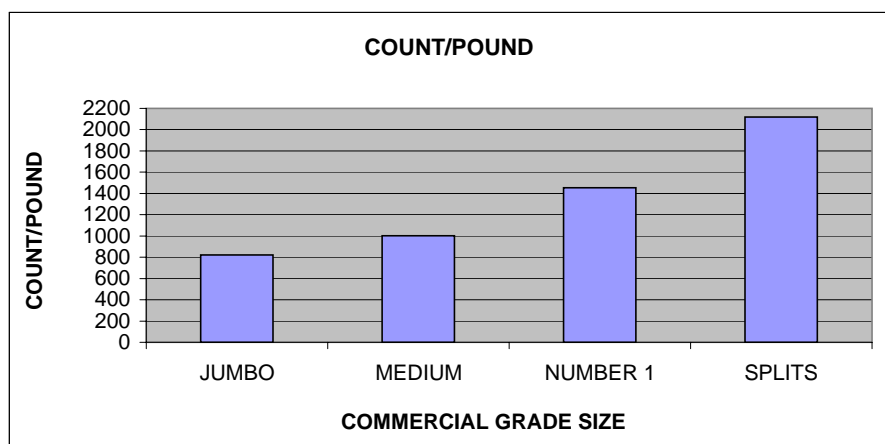
LOCATION 30 SEED MOISTURE CONTENT TABLE

GA 052619

GAC 2000 Percent Moisture & Density

	MC*	kg/hl
Jumbo	5.8	46.7
Medium	6.0	47.9
Number 1	6.1	48.3
Splits	6.0	45.2

* NA INDICATES THAT THERE WAS NOT ENOUGH MATERIAL FOR THE GAC 2000 TO READ



LOCATION 30 UPPT 2009 SEED COUNT/POUND TABLE

GA 052621

Weight of 100 seed

	Wt (g)	Wt of 1 seed	Count/lb
Jumbo	58.4	0.584	777
Medium	48.9	0.489	928
Number 1	34.8	0.348	1303
Splits	24.2	0.242	1874

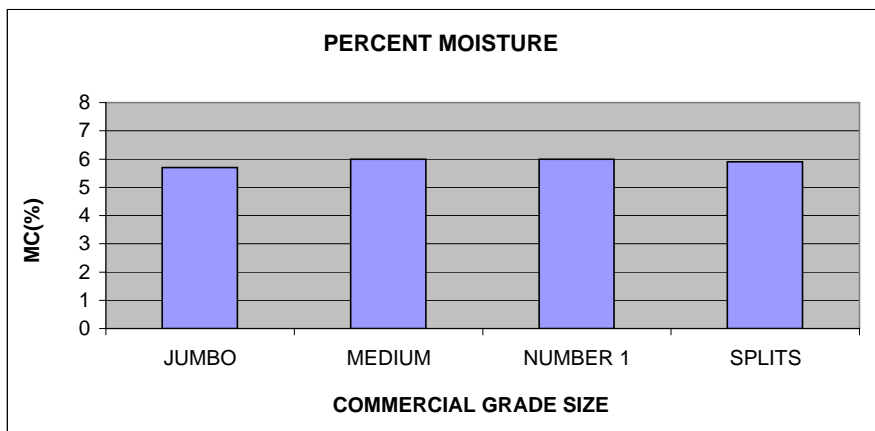
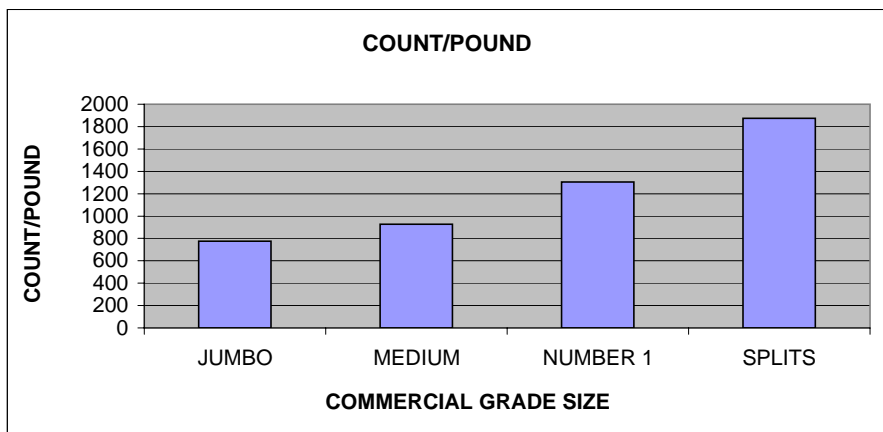
LOCATION 30 SEED MOISTURE CONTENT TABLE

GA 052621

GAC 2000 Percent Moisture & Density

	MC*	kg/hl
Jumbo	5.7	46.4
Medium	6.0	47.5
Number 1	6.0	47.9
Splits	5.9	44.2

* NA INDICATES THAT THERE WAS NOT ENOUGH MATERIAL FOR THE GAC 2000 TO READ



LOCATION 30 UPPT 2009 SEED COUNT/POUND TABLE

GA 052675

Weight of 100 seed

	Wt (g)	Wt of 1 seed	Count/lb
Jumbo	57.1	0.571	794
Medium	47.1	0.471	963
Number 1	31.1	0.311	1459
Splits	21.2	0.212	2140

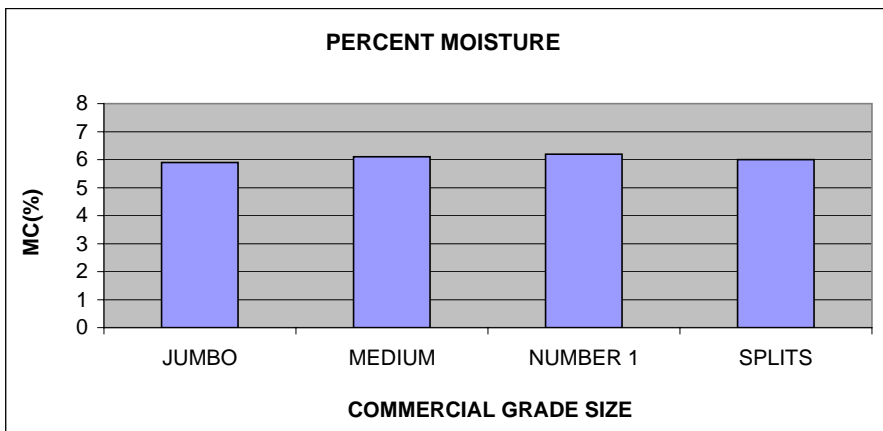
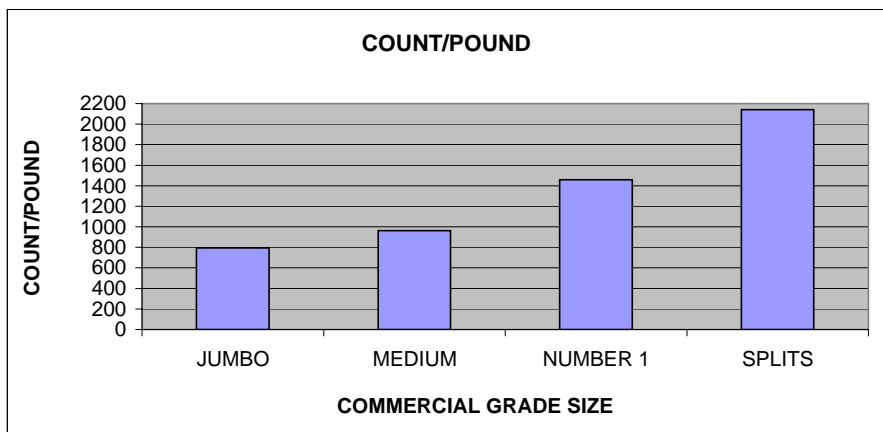
LOCATION 30 SEED MOISTURE CONTENT TABLE

GA 052675

GAC 2000 Percent Moisture & Density

	MC*	kg/hl
Jumbo	5.9	46.4
Medium	6.1	47.8
Number 1	6.2	48.0
Splits	6.0	45.3

* NA INDICATES THAT THERE WAS NOT ENOUGH MATERIAL FOR THE GAC 2000 TO READ



LOCATION 30 UPPT 2009 SEED COUNT/POUND TABLE

P/T 09-01

Weight of 100 seed

	Wt (g)	Wt of 1 seed	Count/lb
Jumbo	73.3	0.733	619
Medium	50.9	0.509	891
Number 1	34.6	0.346	1311
Splits	30.2	0.302	1502

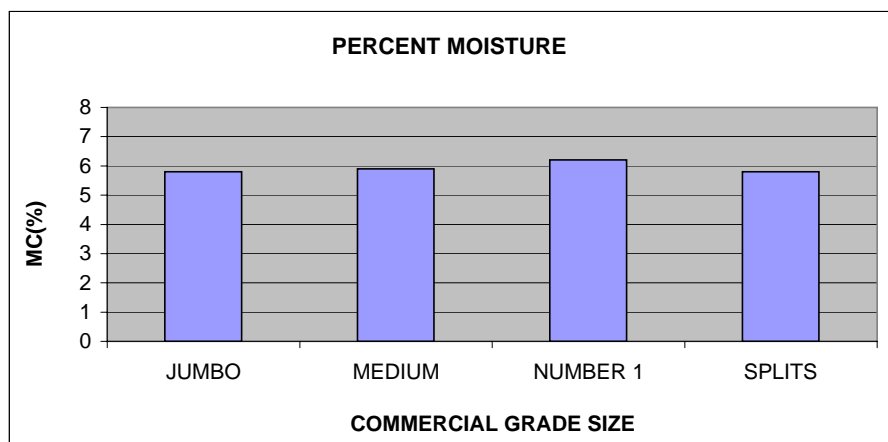
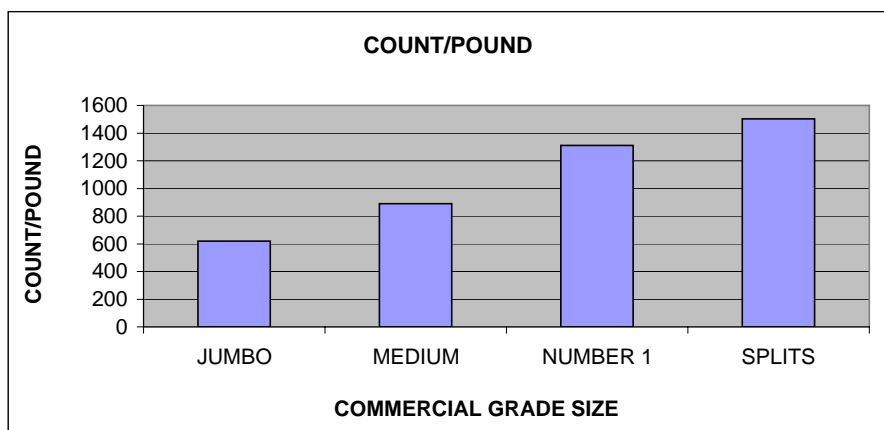
LOCATION 30 SEED MOISTURE CONTENT TABLE

P/T 09-01

GAC 2000 Percent Moisture & Density

	MC*	kg/hl
Jumbo	5.8	44.8
Medium	5.9	46.4
Number 1	6.2	NA
Splits	5.8	42.7

* NA INDICATES THAT THERE WAS NOT ENOUGH MATERIAL FOR THE GAC 2000 TO READ



LOCATION 30 UPPT 2009 SEED COUNT/POUND TABLE

P/T 09-02

Weight of 100 seed

	Wt (g)	Wt of 1 seed	Count/lb
Jumbo	62.5	0.625	726
Medium	49.6	0.496	915
Number 1	36.3	0.363	1250
Splits	26.7	0.267	1699

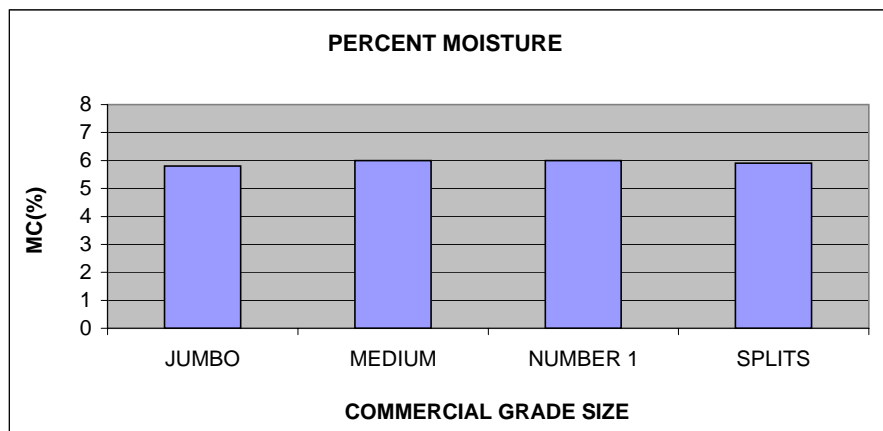
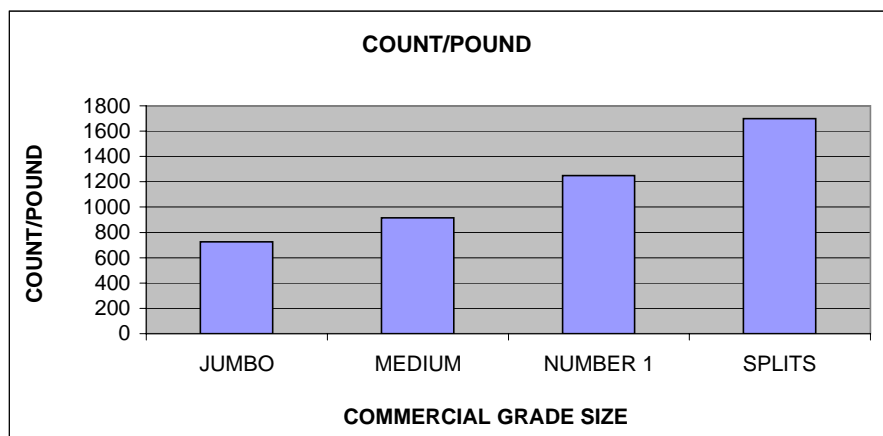
LOCATION 30 SEED MOISTURE CONTENT TABLE

P/T 09-02

GAC 2000 Percent Moisture & Density

	MC*	kg/hl
Jumbo	5.8	45.6
Medium	6.0	46.9
Number 1	6.0	47.0
Splits	5.9	43.2

* NA INDICATES THAT THERE WAS NOT ENOUGH MATERIAL FOR THE GAC 2000 TO READ



LOCATION 30 UPPT 2009 SEED COUNT/POUND TABLE

EXP 27-1516

Weight of 100 seed

	Wt (g)	Wt of 1 seed	Count/lb
Jumbo	64.4	0.644	704
Medium	52.3	0.523	867
Number 1	35.0	0.350	1296
Splits	23.9	0.239	1898

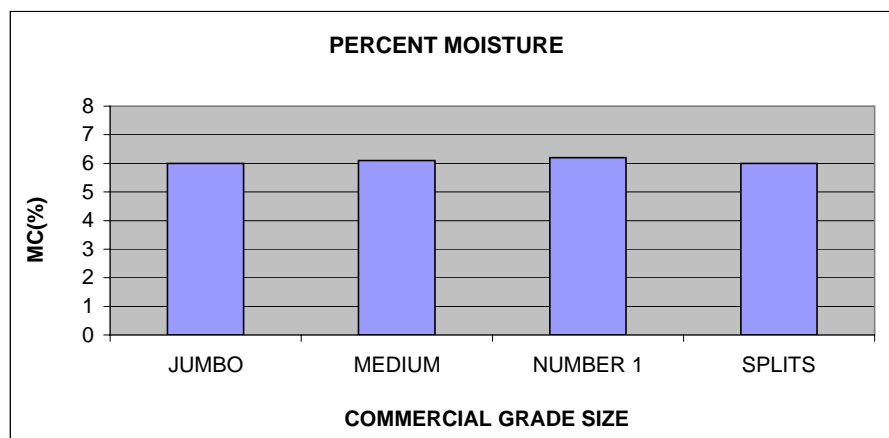
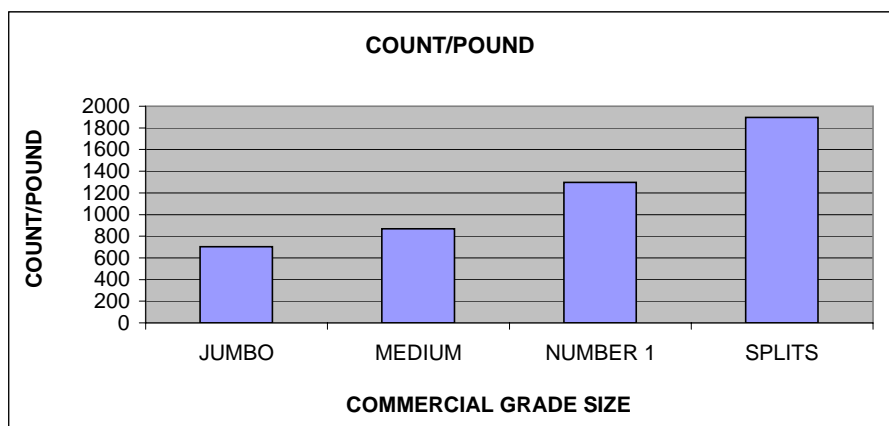
LOCATION 30 SEED MOISTURE CONTENT TABLE

EXP 27-1516

GAC 2000 Percent Moisture & Density

	MC*	kg/hl
Jumbo	6.0	46.4
Medium	6.1	47.2
Number 1	6.2	47.3
Splits	6.0	43.2

* NA INDICATES THAT THERE WAS NOT ENOUGH MATERIAL FOR THE GAC 2000 TO READ



LOCATION 30 UPPT 2009 SEED COUNT/POUND TABLE

TXL061821

Weight of 100 seed

	Wt (g)	Wt of 1 seed	Count/lb
Jumbo	68.4	0.684	663
Medium	52.9	0.529	857
Number 1	39.7	0.397	1143
Splits	22.7	0.227	1998

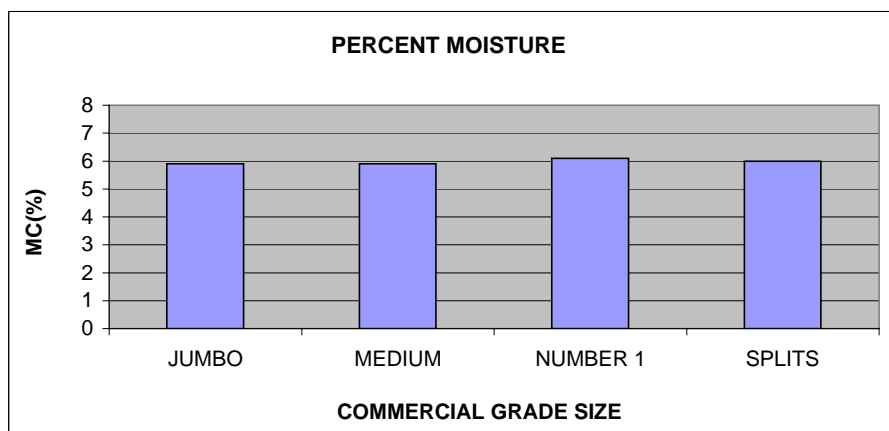
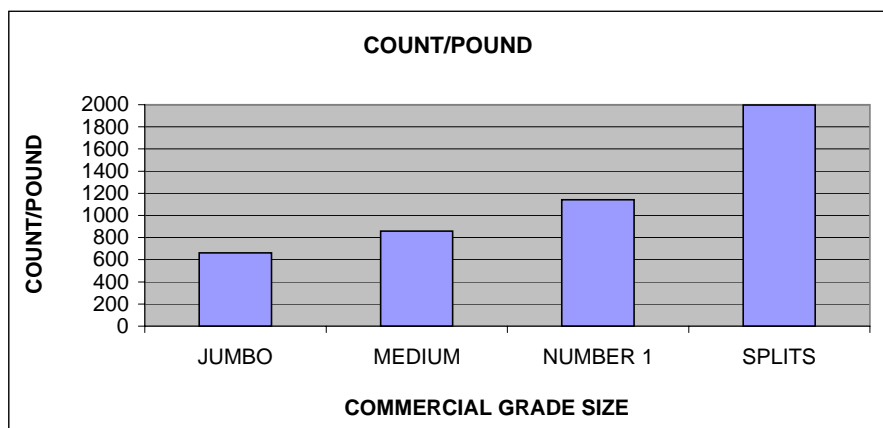
LOCATION 30 SEED MOISTURE CONTENT TABLE

TXL061821

GAC 2000 Percent Moisture & Density

	MC*	kg/hl
Jumbo	5.9	45.1
Medium	5.9	47.2
Number 1	6.1	48.2
Splits	6.0	43.2

* NA INDICATES THAT THERE WAS NOT ENOUGH MATERIAL FOR THE GAC 2000 TO READ



LOCATION 30 UPPT 2009 SEED COUNT/POUND TABLE

TXL061816

Weight of 100 seed

	Wt (g)	Wt of 1 seed	Count/lb
Jumbo	64.8	0.648	700
Medium	46.1	0.461	984
Number 1	36.5	0.365	1243
Splits	23.8	0.238	1906

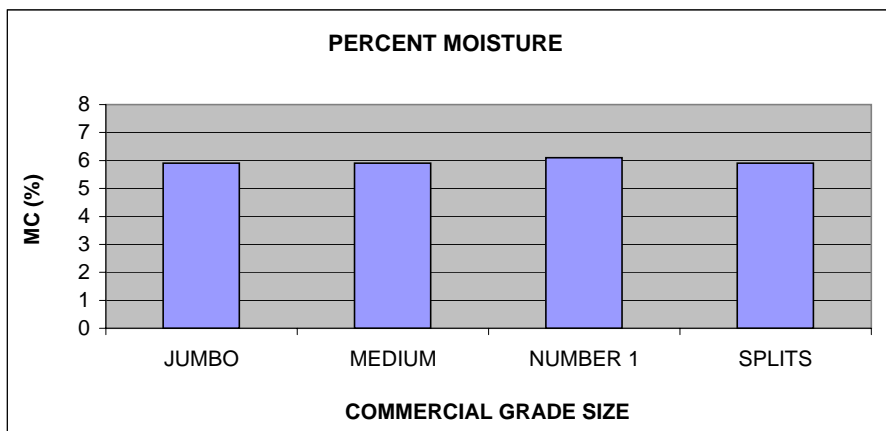
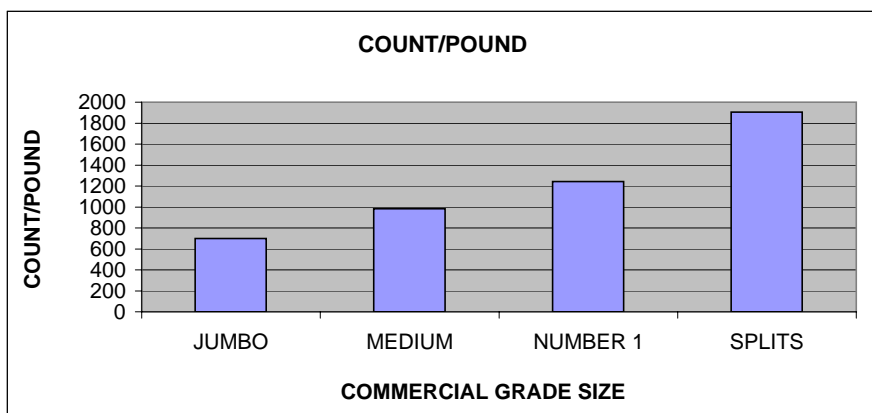
LOCATION 30 SEED MOISTURE CONTENT TABLE

TXL061816

GAC 2000 Percent Moisture & Density

	MC*	kg/hl
Jumbo	5.9	NA
Medium	5.9	43.3
Number 1	6.1	48.8
Splits	5.9	44.2

* NA INDICATES THAT THERE WAS NOT ENOUGH MATERIAL FOR THE GAC 2000 TO READ



LOCATION 30 UPPT 2009 SEED COUNT/POUND TABLE

NC 7

Weight of 100 seed

	Wt (g)	Wt of 1 seed	Count/lb
Elk	73.6	0.736	616
Medium	48.4	0.484	937
Number 1	35.6	0.356	1274
Splits	37.8	0.378	1200

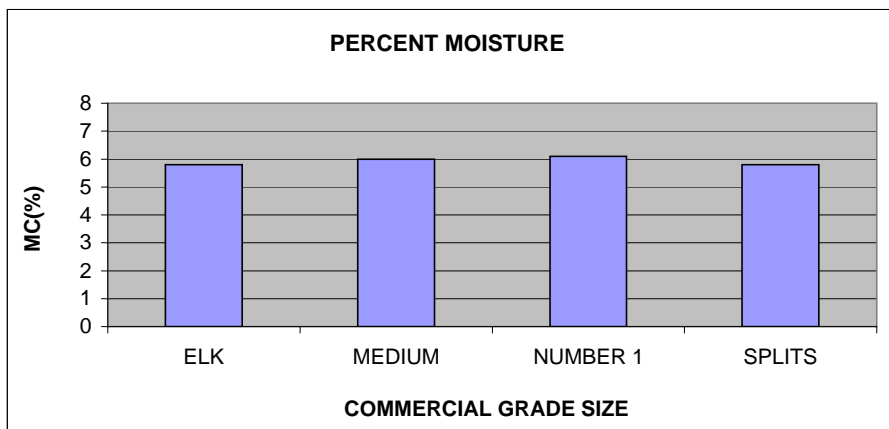
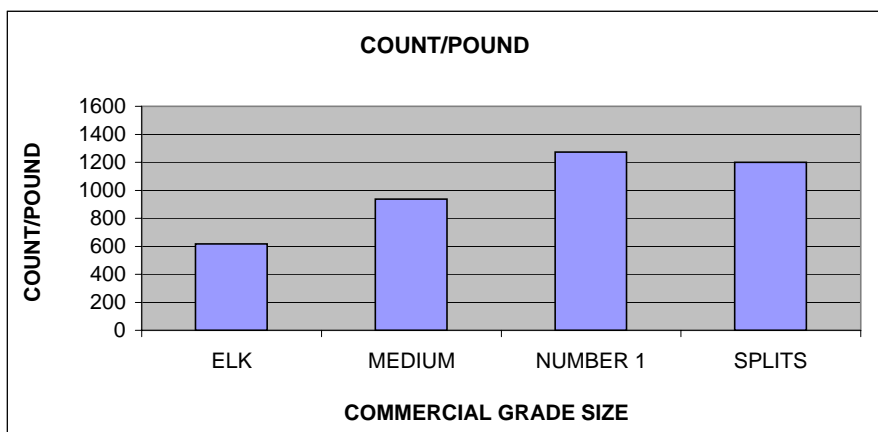
LOCATION 30 SEED MOISTURE CONTENT TABLE

NC 7

GAC 2000 Percent Moisture & Density

	MC*	kg/hl
Elk	5.8	44.6
Medium	6.0	45.3
Number 1	6.1	45.8
Splits	5.8	41.8

* NA INDICATES THAT THERE WAS NOT ENOUGH MATERIAL FOR THE GAC 2000 TO READ



LOCATION 30 UPPT 2009 SEED COUNT/POUND TABLE

N05006

Weight of 100 seed

	Wt (g)	Wt of 1 seed	Count/lb
Elk	73.8	0.738	615
Medium	53.1	0.531	854
Number 1	35.5	0.355	1278
Splits	35.3	0.353	1285

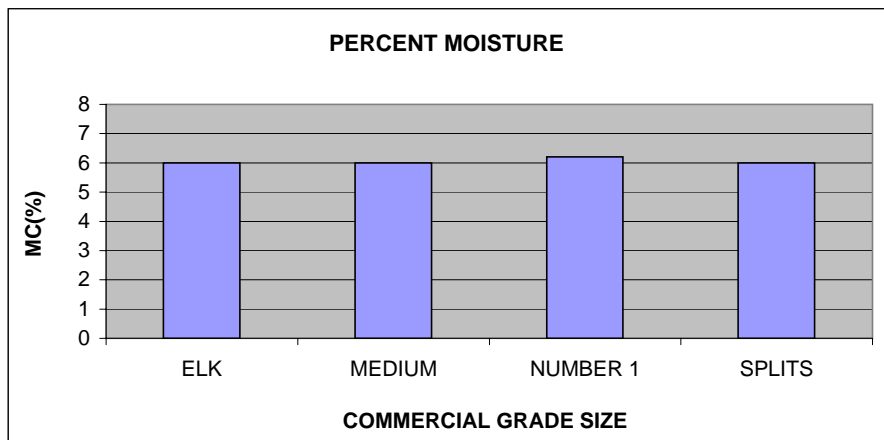
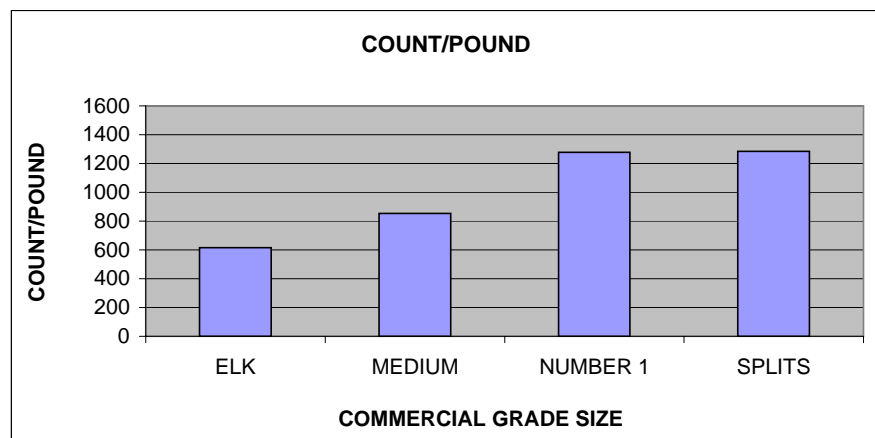
LOCATION 30 SEED MOISTURE CONTENT TABLE

N05006

GAC 2000 Percent Moisture & Density

	MC*	kg/hl
Elk	6.0	43.9
Medium	6.0	45.8
Number 1	6.2	46.2
Splits	6.0	42.5

* NA INDICATES THAT THERE WAS NOT ENOUGH MATERIAL FOR THE GAC 2000 TO READ



LOCATION 30 UPPT 2009 SEED COUNT/POUND TABLE

N05008

Weight of 100 seed

	Wt (g)	Wt of 1 seed	Count/lb
Elk	78.5	0.785	578
Medium	57.0	0.570	796
Number 1	36.7	0.367	1236
Splits	36.6	0.366	1239

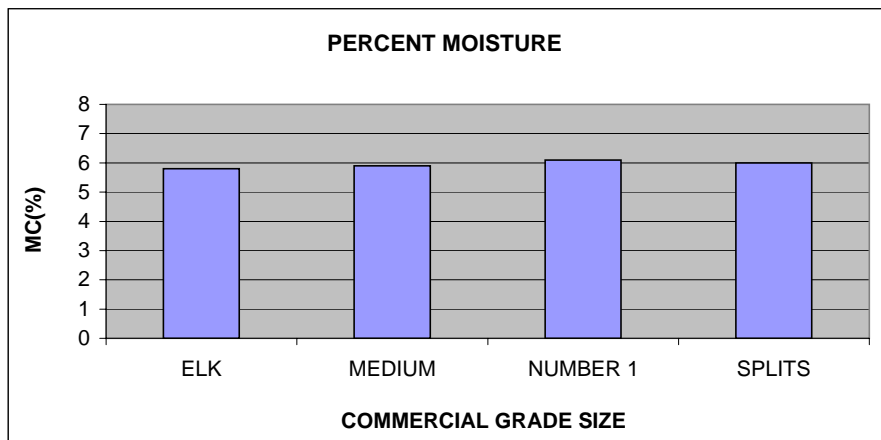
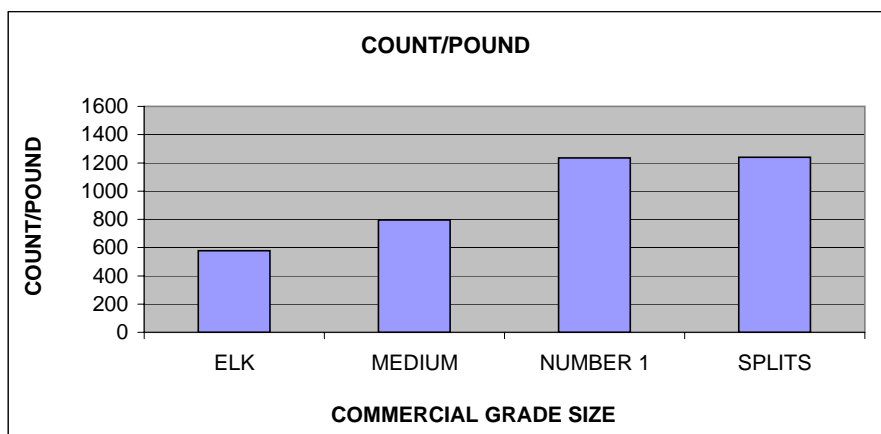
LOCATION 30 SEED MOISTURE CONTENT TABLE

N05008

GAC 2000 Percent Moisture & Density

	MC*	kg/hl
Elk	5.8	44.2
Medium	5.9	44.7
Number 1	6.1	46.0
Splits	6.0	43.1

* NA INDICATES THAT THERE WAS NOT ENOUGH MATERIAL FOR THE GAC 2000 TO READ



LOCATION 30 UPPT 2009 SEED COUNT/POUND TABLE

N05024J

Weight of 100 seed

	Wt (g)	Wt of 1 seed	Count/lb
Elk	79.8	0.798	568
Medium	53.2	0.532	853
Number 1	36.1	0.361	1257
Splits	37.3	0.373	1216

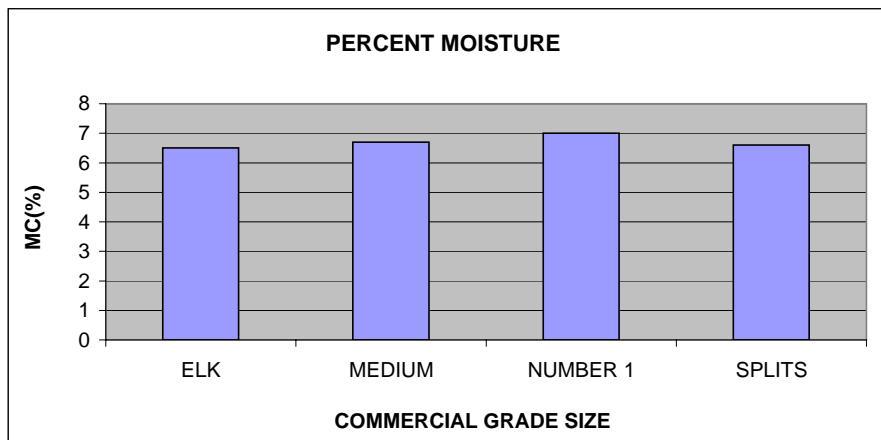
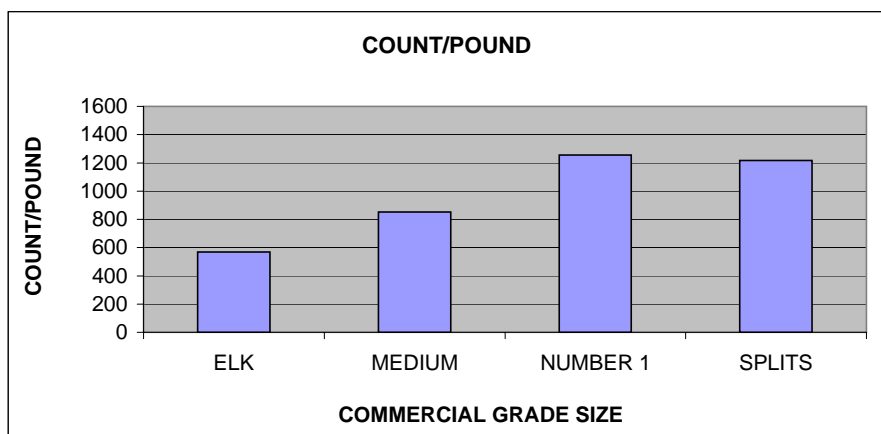
LOCATION 30 SEED MOISTURE CONTENT TABLE

N05024J

GAC 2000 Percent Moisture & Density

	MC*	kg/hl
Elk	6.5	44.1
Medium	6.7	45.0
Number 1	7.0	46.6
Splits	6.6	41.5

* NA INDICATES THAT THERE WAS NOT ENOUGH MATERIAL FOR THE GAC 2000 TO READ



LOCATION 30 UPPT 2009 SEED COUNT/POUND TABLE

VT 003194

Weight of 100 seed

	Wt (g)	Wt of 1 seed	Count/lb
Elk	86.4	0.864	525
Medium	57.1	0.571	794
Number 1	36.5	0.365	1243
Splits	40.3	0.403	1126

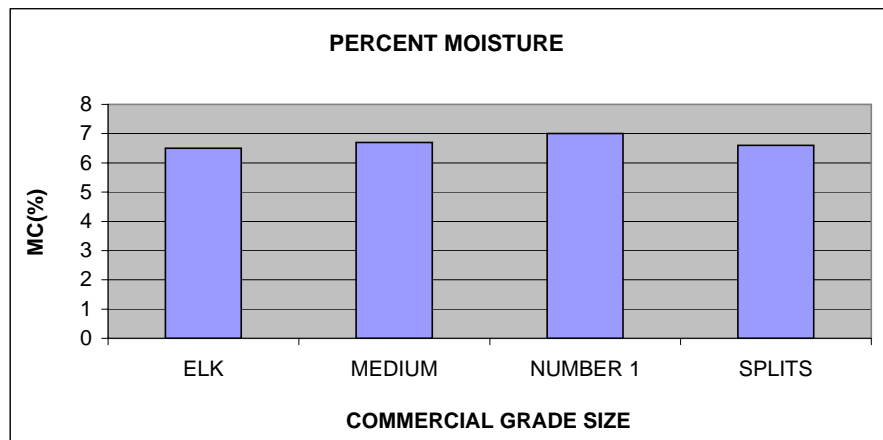
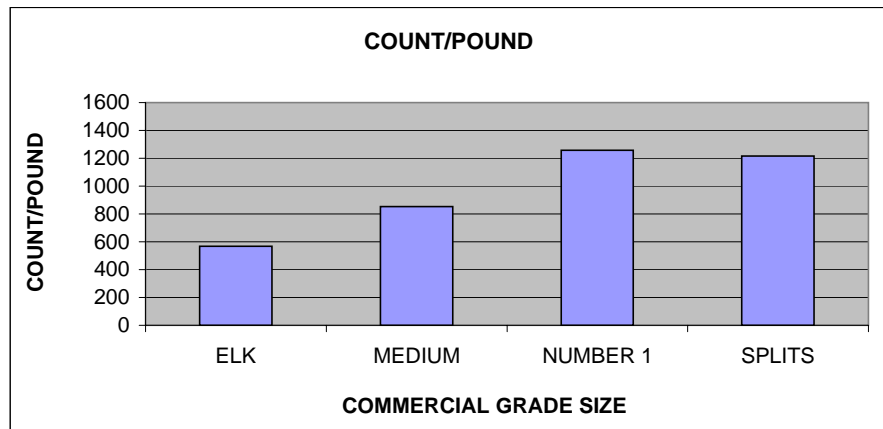
LOCATION 30 SEED MOISTURE CONTENT TABLE

VT 003194

GAC 2000 Percent Moisture & Density

	MC*	kg/hl
Elk	6.4	44.3
Medium	6.5	45.7
Number 1	6.8	45.2
Splits	6.4	43.2

* NA INDICATES THAT THERE WAS NOT ENOUGH MATERIAL FOR THE GAC 2000 TO READ



LOCATION 30 UPPT 2009 SHELLING DATA

VARIETY: FLORUNNER DATE: NOV. 18, 2009

STAGE	GRATE		WEIGHT	TIME
1st	28	initial	5615.6	99 sec.
		grams shelled / min	1552.2	
2nd	25	unshelled	3054.4	95 sec.
		grams shelled / min	901.4	
3rd	22	unshelled	1627.2	107 sec.
		grams shelled / min	392.5	
4th	19	unshelled	927.2	271 sec.
		grams shelled / min	168.2	
5th	16	unshelled	167.6	60 sec.
		grams shelled / min	167.6	
6th				
		Final grams unshelled	0.0	
		Total grams shelled	5615.6	10.53 min.
		Total grams shelled / min	533.1	
		HULLS	1578.4	

VARIETY: UF 09302 DATE: NOV. 18, 2009

GRATE		WEIGHT	TIME	
28	initial	6123.0	153 sec.	
	grams shelled / min	1434.2		
25	unshelled	2465.8	125 sec.	
	grams shelled / min	846.7		
22	unshelled	701.8	92 sec.	
	grams shelled / min	323.6		
19	unshelled	205.6	60 sec.	
	grams shelled / min	197.6		
16	unshelled	8.0	20 sec.	
	grams shelled / min	24.0		
		Final grams unshelled	0.0	
		Total grams shelled	6123.0	7.50 min.
		Total grams shelled / min	816.4	
		HULLS	1536.0	

VARIETY: UF 08301 DATE: NOV. 18, 2009

STAGE	GRATE		WEIGHT	TIME
1st	26	initial	6341.4	220 sec.
		grams shelled / min	1448.5	
2nd	23	unshelled	1030.2	141 sec.
		grams shelled / min	278.6	
3rd	20	unshelled	375.4	93 sec.
		grams shelled / min	178.1	
4th	17	unshelled	99.4	36 sec.
		grams shelled / min	165.7	
5th				
6th				
		Final grams unshelled	0.0	
		Total grams shelled	6341.4	8.17 min.
		Total grams shelled / min	776.5	
		HULLS	1717.4	

VARIETY: UF 09303 DATE: NOV. 18, 2009

GRATE		WEIGHT	TIME	
26	initial	6298.8	248 sec.	
	grams shelled / min	1262.8		
23	unshelled	1079.4	117 sec.	
	grams shelled / min	360.3		
20	unshelled	376.8	88 sec.	
	grams shelled / min	202.0		
17	unshelled	80.6	31 sec.	
	grams shelled / min	153.7		
17	unshelled	1.2	5 sec.	
	grams shelled / min	14.4		
		Final grams unshelled	0.0	
		Total grams shelled	6298.8	8.15 min.
		Total grams shelled / min	772.9	
		HULLS	1654.2	

VARIETY: GA 052619 DATE: NOV. 18, 2009

STAGE	GRATE		WEIGHT	TIME
1st	26	initial	5469.6	261 sec.
		grams shelled / min	1071.7	
2nd	23	unshelled	807.6	152 sec.
		grams shelled / min	234.9	
3rd	20	unshelled	212.4	58 sec.
		grams shelled / min	187.7	
4th	17	unshelled	31.0	17 sec.
		grams shelled / min	109.4	
5th				
6th				
		Final grams unshelled	0.0	
		Total grams shelled	5469.6	8.13 min.
		Total grams shelled / min	672.5	
		HULLS	1444.2	

VARIETY: GA 052621 DATE: NOV. 18, 2009

GRATE		WEIGHT	TIME	
29	initial	6272.6	134 sec.	
	grams shelled / min	1697.6		
26	unshelled	2481.4	155 sec.	
	grams shelled / min	741.2		
23	unshelled	566.6	98 sec.	
	grams shelled / min	261.9		
20	unshelled	138.8	34 sec.	
	grams shelled / min	208.6		
17	unshelled	20.6	11 sec.	
	grams shelled / min	112.4		
		Final grams unshelled	0.0	
		Total grams shelled	6272.6	7.20 min.
		Total grams shelled / min	871.2	
		HULLS	1622.6	

LOCATION 30 UPPT 2009 SHELLING DATA

VARIETY: GA 052675

DATE: NOV 19, 2008

STAGE	GRATE		WEIGHT	TIME
1st	27	initial	6240.8	179 sec.
		grams shelled / min	1615.7	
2nd	24	unshelled	1420.6	113 sec.
		grams shelled / min	570.9	
3rd	21	unshelled	345.4	71 sec.
		grams shelled / min	244.7	
4th	18	unshelled	55.8	18 sec.
		grams shelled / min	176.0	
5th	16	unshelled	3.0	7 sec.
		grams shelled / min	25.7	
6th				
		Final grams unshelled	0.0	
		Total grams shelled	6240.8	6.47 min.
		Total grams shelled / min	965.1	
		HULLS	1720.6	

VARIETY: P/T 09-01

DATE: NOV 19, 2008

STAGE	GRATE		WEIGHT	TIME
1st	29	initial	6219.0	136 sec.
		grams shelled / min	2099.0	
2nd	26	unshelled	1461.2	106 sec.
		grams shelled / min	610.2	
3rd	23	unshelled	383.2	74 sec.
		grams shelled / min	254.9	
4th	20	unshelled	68.8	17 sec.
		grams shelled / min	222.4	
5th	17	unshelled	5.8	7 sec.
		grams shelled / min	49.7	
6th				
		Final grams unshelled	0.0	
		Total grams shelled	6219.0	5.67 min.
		Total grams shelled / min	1097.5	
		HULLS	1698.8	

VARIETY: P/T 09-02

DATE: NOV 19, 2008

STAGE	GRATE		WEIGHT	TIME
1st	29	initial	6197.2	118 sec.
		grams shelled / min	1813.7	
2nd	26	unshelled	2630.2	137 sec.
		grams shelled / min	731.9	
3rd	23	unshelled	959.0	138 sec.
		grams shelled / min	343.6	
4th	20	unshelled	168.8	34 sec.
		grams shelled / min	253.4	
5th	17	unshelled	25.2	10 sec.
		grams shelled / min	151.2	
6th				
		Final grams unshelled	0.0	
		Total grams shelled	6197.2	7.28 min.
		Total grams shelled / min	850.9	
		HULLS	1683.8	

VARIETY: EXP 27-1516

DATE: NOV 19, 2008

STAGE	GRATE		WEIGHT	TIME
1st	29	initial	6174.2	145 sec.
		grams shelled / min	1993.3	
2nd	26	unshelled	1357.0	90 sec.
		grams shelled / min	616.9	
3rd	23	unshelled	431.6	76 sec.
		grams shelled / min	238.3	
4th	20	unshelled	129.8	33 sec.
		grams shelled / min	190.5	
5th	17	unshelled	25.0	11 sec.
		grams shelled / min	136.4	
6th				
		Final grams unshelled	0.0	
		Total grams shelled	6174.2	5.92 min.
		Total grams shelled / min	1043.5	
		HULLS	1830.6	

VARIETY: TXL061821

DATE: NOV 19, 2008

STAGE	GRATE		WEIGHT	TIME
1st	27	initial	5882.2	171 sec.
		grams shelled / min	1478.9	
2nd	24	unshelled	1667.2	115 sec.
		grams shelled / min	542.7	
3rd	21	unshelled	627.0	118 sec.
		grams shelled / min	219.4	
4th	18	unshelled	195.6	66 sec.
		grams shelled / min	158.4	
5th	16	unshelled	21.4	9 sec.
		grams shelled / min	142.7	
6th				
		Final grams unshelled	0.0	
		Total grams shelled	5882.2	7.98 min.
		Total grams shelled / min	736.8	
		HULLS	1916.2	

VARIETY: TXL061816

DATE: NOV 19, 2008

STAGE	GRATE		WEIGHT	TIME
1st	26	initial	4517.2	216 sec.
		grams shelled / min	834.2	
2nd	23	unshelled	1514.0	213 sec.
		grams shelled / min	244.5	
3rd	20	unshelled	646.0	113 sec.
		grams shelled / min	157.4	
4th	17	unshelled	349.6	180 sec.
		grams shelled / min	112.2	
5th	16	unshelled	13.0	21 sec.
		grams shelled / min	37.1	
6th				
		Final grams unshelled	0.0	
		Total grams shelled	4517.2	12.38 min.
		Total grams shelled / min	364.8	
		HULLS	1410.0	

LOCATION 30 UPPT 2009 SHELLING DATA

VARIETY: NC 7

DATE: NOV 19, 2008

STAGE	GRATE		WEIGHT	TIME
1st	31	initial	5954.8	162 sec.
		grams shelled / min	1912.7	
2nd	28	unshelled	790.4	46 sec.
		grams shelled / min	445.8	
3rd	25	unshelled	448.6	53 sec.
		grams shelled / min	302.9	
4th	22	unshelled	181.0	59 sec.
		grams shelled / min	161.9	
5th	19	unshelled	21.8	11 sec.
		grams shelled / min	118.9	
6th				
Final grams unshelled			0.0	
Total grams shelled			5954.8	5.52 min.
Total grams shelled / min			1079.4	
HULLS			2210.4	

VARIETY: N05006

DATE: NOV 19, 2008

GRATE		WEIGHT	TIME	
29	initial	6176.2	178 sec.	
	grams shelled / min	1821.7		
26	unshelled	771.8	82 sec.	
	grams shelled / min	406.4		
23	unshelled	216.4	51 sec.	
	grams shelled / min	179.1		
20	unshelled	64.2	23 sec.	
	grams shelled / min	129.9		
17	unshelled	14.4	11 sec.	
	grams shelled / min	78.5		
Final grams unshelled			0.0	
Total grams shelled			6176.2	5.75 min.
Total grams shelled / min			1074.1	
HULLS			2137.8	

VARIETY: N05008

DATE: NOV 19, 2008

STAGE	GRATE		WEIGHT	TIME
1st	29	initial	6112.4	199 sec.
		grams shelled / min	1702.3	
2nd	26	unshelled	466.4	72 sec.
		grams shelled / min	300.2	
3rd	23	unshelled	106.2	30 sec.
		grams shelled / min	144.0	
4th	20	unshelled	34.2	11 sec.
		grams shelled / min	145.1	
5th	17	unshelled	7.6	1 sec.
		grams shelled / min	456.0	
6th				
Final grams unshelled			0.0	
Total grams shelled			6112.4	5.22 min.
Total grams shelled / min			1171.7	
HULLS			2035.2	

VARIETY: N05024J

DATE: NOV 19, 2008

GRATE		WEIGHT	TIME	
30	initial	6275.0	195 sec.	
	grams shelled / min	1677.4		
27	unshelled	823.6	78 sec.	
	grams shelled / min	358.6		
24	unshelled	357.4	74 sec.	
	grams shelled / min	185.5		
21	unshelled	128.6	62 sec.	
	grams shelled / min	94.8		
18	unshelled	30.6	24 sec.	
	grams shelled / min	76.5		
Final grams unshelled			0.0	
Total grams shelled			6275.0	7.22 min.
Total grams shelled / min			869.5	
HULLS			2124.0	

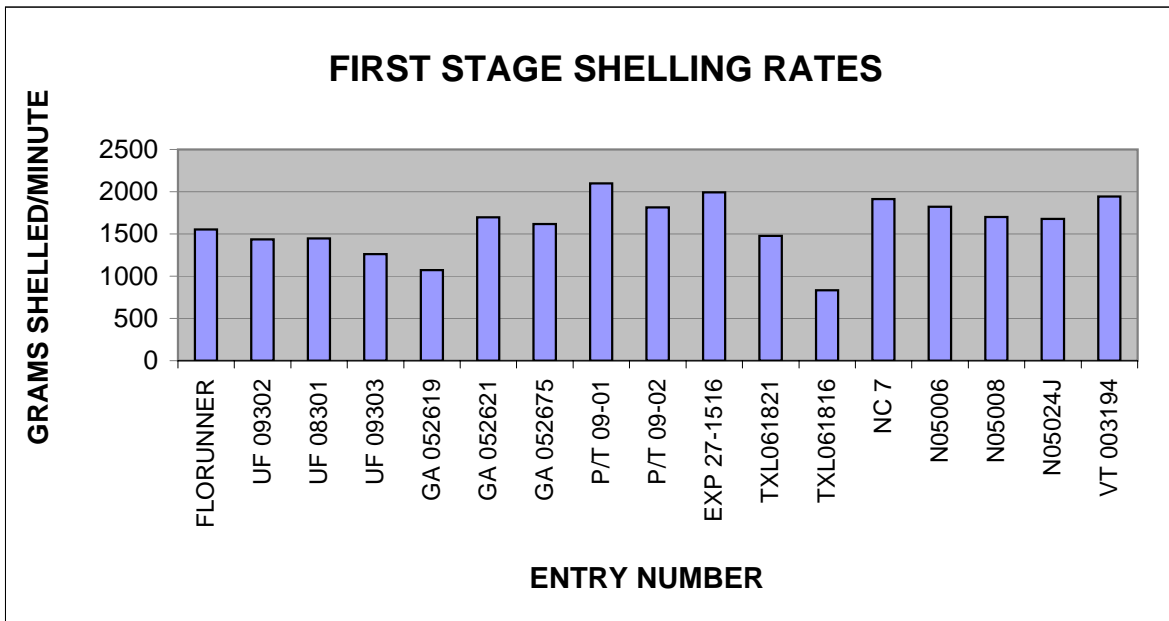
VARIETY: VT 003194

DATE: NOV 19, 2008

STAGE	GRATE		WEIGHT	TIME
1st	32	initial	5934.2	114 sec.
		grams shelled / min	1944.6	
2nd	29	unshelled	2239.4	78 sec.
		grams shelled / min	987.7	
3rd	26	unshelled	955.4	94 sec.
		grams shelled / min	326.2	
4th	23	unshelled	444.4	107 sec.
		grams shelled / min	162.8	
5th	20	unshelled	154.0	56 sec.
		grams shelled / min	133.1	
6th	17	unshelled	29.8	18 sec.
		grams shelled / min	99.3	
Final grams unshelled			0.0	
Total grams shelled			5934.2	7.78 min.
Total grams shelled / min			762.4	
HULLS			1845.6	

LOCATION 30 UPPT 2009 FIRST STAGE SHELLING RATES

<u>ENTRY NUMBER</u>	<u>GRAMS SHELLLED / MINUTE</u>
FLORUNNER	1552.2
UF 09302	1434.2
UF 08301	1448.5
UF 09303	1262.8
GA 052619	1071.7
GA 052621	1697.6
GA 052675	1615.7
P/T 09-01	2099.0
P/T 09-02	1813.7
EXP 27-1516	1993.3
TXL061821	1478.9
TXL061816	834.2
NC 7	1912.7
N05006	1821.7
N05008	1702.3
N05024J	1677.4
VT 003194	1944.6



LOCATION 50 UPPT 2009 POD BULK DENSITY TABLE

FLORUNNER

BULK DENSITY	Kg	cm	Kg/m ³
	4.42	15.75	302.17

UF 08301

BULK DENSITY	Kg	cm	Kg/m ³
	4.42	16.43	289.74

GA 052619

BULK DENSITY	Kg	cm	Kg/m ³
	4.40	14.75	321.09

GA 052675

BULK DENSITY	Kg	cm	Kg/m ³
	4.38	15.50	304.28

P/T 09-02

BULK DENSITY	Kg	cm	Kg/m ³
	4.53	16.70	291.94

TXL061821

BULK DENSITY	Kg	cm	Kg/m ³
	4.28	18.23	252.62

NC 7

BULK DENSITY	Kg	cm	Kg/m ³
	4.40	17.95	263.95

N05008

BULK DENSITY	Kg	cm	Kg/m ³
	4.41	20.23	234.58

VT 003194

BULK DENSITY	Kg	cm	Kg/m ³
	4.40	18.98	249.52

UF 09302

BULK DENSITY	Kg	cm	Kg/m ³
	4.36	15.08	311.07

UF 09303

BULK DENSITY	Kg	cm	Kg/m ³
	4.49	17.00	284.34

GA 052621

BULK DENSITY	Kg	cm	Kg/m ³
	4.41	15.23	312.11

P/T 09-01

BULK DENSITY	Kg	cm	Kg/m ³
	4.39	16.00	295.31

EXP 27-1516

BULK DENSITY	Kg	cm	Kg/m ³
	4.36	16.83	279.09

TXL061816

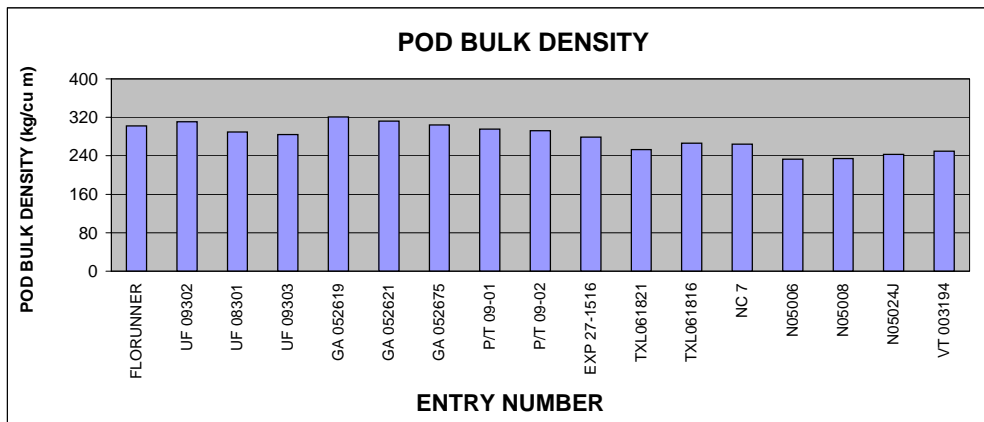
BULK DENSITY	Kg	cm	Kg/m ³
	1.75	7.05	266.43

N05006

BULK DENSITY	Kg	cm	Kg/m ³
	4.29	19.83	232.97

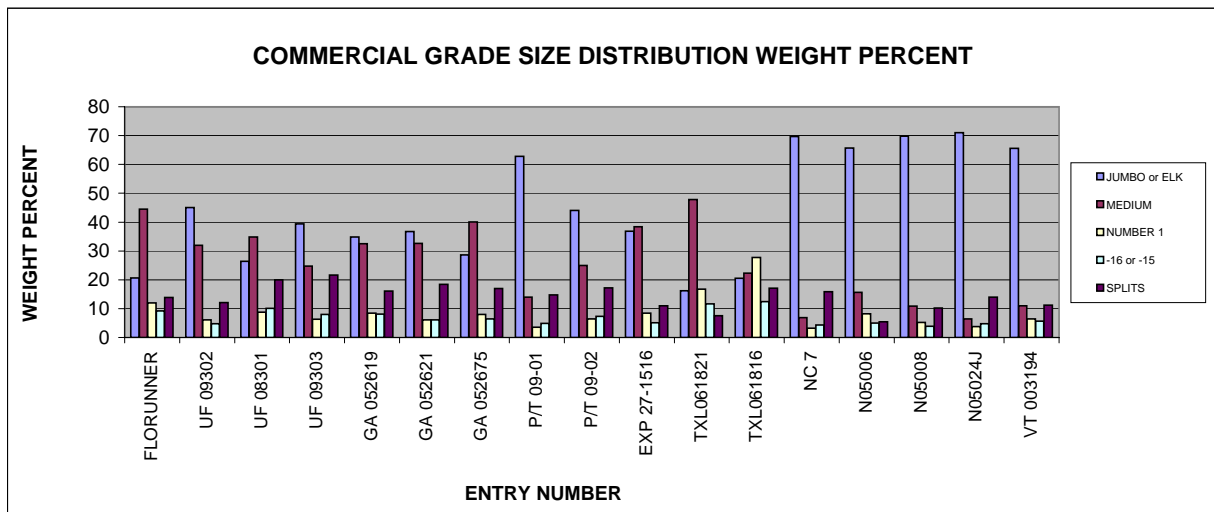
N05024J

BULK DENSITY	Kg	cm	Kg/m ³
	4.36	19.30	242.95



LOCATION 50 UPPT 2009 COMMERCIAL GRADE SIZE WEIGHT PERCENT TABLE

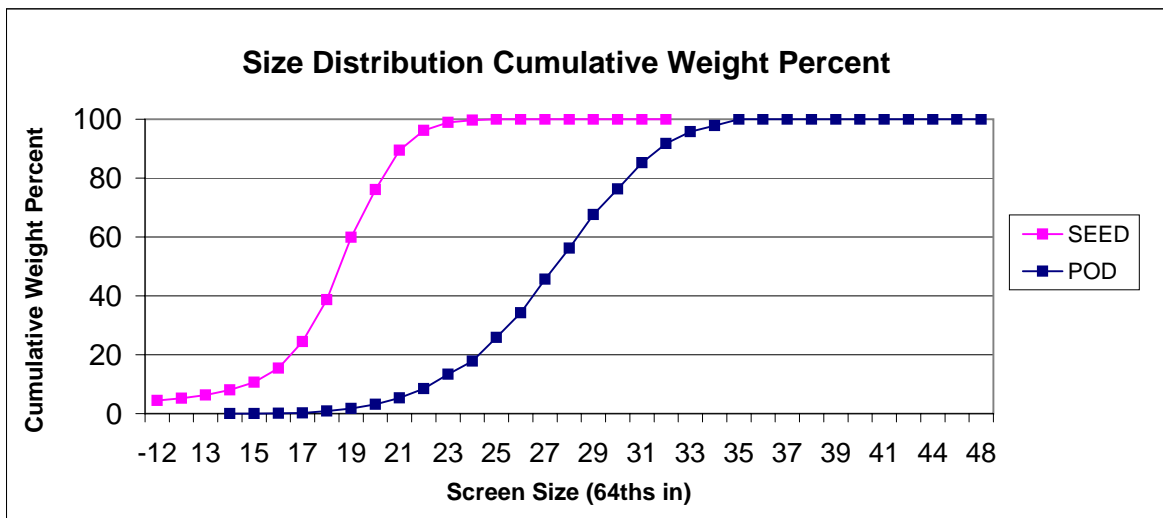
<u>FLORUNNER</u>		<u>UF 09302</u>		<u>UF 08301</u>		<u>UF 09303</u>	
JUMBO	20.59	JUMBO	45.06	JUMBO	26.42	JUMBO	39.38
MEDIUM	44.48	MEDIUM	31.91	MEDIUM	34.87	MEDIUM	24.72
NUMBER 1	11.93	NUMBER 1	6.11	NUMBER 1	8.72	NUMBER 1	6.33
-16	9.16	-16	4.80	-16	10.07	-16	7.93
SPLITS	13.84	SPLITS	12.13	SPLITS	19.92	SPLITS	21.63
<u>GA 052619</u>		<u>GA 052621</u>		<u>GA 052675</u>		<u>P/T 09-01</u>	
JUMBO	34.83	JUMBO	36.74	JUMBO	28.68	JUMBO	62.78
MEDIUM	32.48	MEDIUM	32.62	MEDIUM	40.02	MEDIUM	13.98
NUMBER 1	8.46	NUMBER 1	6.15	NUMBER 1	7.96	NUMBER 1	3.60
-16	8.12	-16	6.09	-16	6.41	-16	4.93
SPLITS	16.11	SPLITS	18.41	SPLITS	16.93	SPLITS	14.71
<u>P/T 09-02</u>		<u>EXP 27-1516</u>		<u>TXL061821</u>		<u>TXL061816</u>	
JUMBO	44.04	JUMBO	36.88	JUMBO	16.20	JUMBO	20.50
MEDIUM	24.99	MEDIUM	38.45	MEDIUM	47.84	MEDIUM	22.34
NUMBER 1	6.47	NUMBER 1	8.48	NUMBER 1	16.73	NUMBER 1	27.70
-16	7.33	-16	5.16	-16	11.69	-16	12.41
SPLITS	17.18	SPLITS	11.03	SPLITS	7.54	SPLITS	17.05
<u>NC 7</u>		<u>N05006</u>		<u>N05008</u>		<u>N05024J</u>	
ELK	69.71	ELK	65.74	ELK	69.82	ELK	71.06
MEDIUM	6.89	MEDIUM	15.66	MEDIUM	10.85	MEDIUM	6.40
NUMBER 1	3.20	NUMBER 1	8.16	NUMBER 1	5.18	NUMBER 1	3.82
- 15	4.38	- 15	5.05	- 15	3.89	- 15	4.78
SPLITS	15.83	SPLITS	5.39	SPLITS	10.25	SPLITS	13.95
<u>VT 003194</u>							
ELK	65.62						
MEDIUM	11.02						
NUMBER 1	6.46						
- 15	5.67						
SPLITS	11.23						



LOCATION 50 UPPT 2009 SIZE DISTRIBUTION CUMULATIVE WEIGHT PERCENT TABLE

FLORUNNER

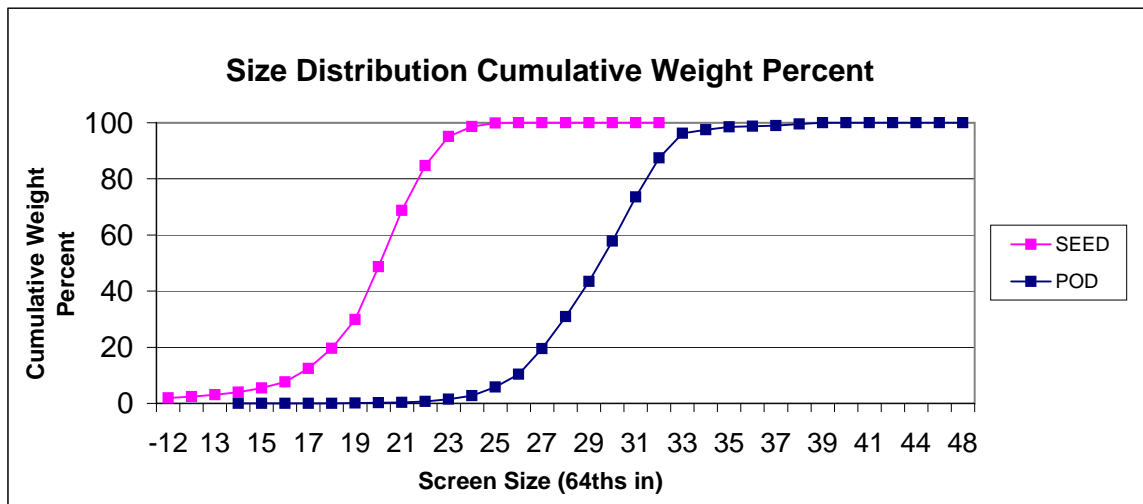
POD				SEED				
SCREEN SIZE	Weight	Wt %	Cum. Wt. %	SCREEN SIZE	Weight	Wt %	Wt % w/o SS	Cum. Wt %
				SS	473.6	13.84	---	---
				-12 & -17R	131.0	3.83	4.44	4.44
				12	21.4	0.63	0.73	5.17
				13	34.4	1.01	1.17	6.33
14	0.0	0.00	0.00	14	49.8	1.46	1.69	8.02
15	0.0	0.00	0.00	15	77.0	2.25	2.61	10.63
16	1.0	0.06	0.06	16	141.4	4.13	4.80	15.43
17	3.6	0.21	0.27	17	267.0	7.80	9.05	24.48
18	11.0	0.64	0.91	18	418.6	12.23	14.20	38.68
19	13.6	0.80	1.71	19	625.2	18.27	21.20	59.88
20	24.2	1.42	3.13	20	478.4	13.98	16.22	76.11
21	37.0	2.17	5.30	21	394.2	11.52	13.37	89.47
22	54.0	3.16	8.46	22	198.2	5.79	6.72	96.20
23	83.4	4.89	13.34	23	81.2	2.37	2.75	98.95
24	76.8	4.50	17.84	24	21.4	0.63	0.73	99.67
25	136.2	7.98	25.82	25	8.0	0.23	0.27	99.95
26	143.2	8.39	34.21	26	1.6	0.05	0.05	100.00
27	196.2	11.49	45.70	27	0.0	0.00	0.00	100.00
28	178.8	10.47	56.17	28	0.0	0.00	0.00	100.00
29	194.8	11.41	67.58	29	0.0	0.00	0.00	100.00
30	148.4	8.69	76.28	30	0.0	0.00	0.00	100.00
31	153.0	8.96	85.24	31	0.0	0.00	0.00	100.00
32	111.2	6.51	91.75	32	0.0	0.00	0.00	100.00
33	68.4	4.01	95.76	Total	3422.4	100	100	
34	34.8	2.04	97.80	Hull wt	973.6			
35	37.6	2.20	100.00	Wt w/o SS	2948.8			
36	0.0	0.00	100.00	Percent Hulls		22.15		
37	0.0	0.00	100.00	Percent Meats		77.85		
38	0.0	0.00	100.00			100		
39	0.0	0.00	100.00					
40	0.0	0.00	100.00					
41	0.0	0.00	100.00					
42	0.0	0.00	100.00					
44	0.0	0.00	100.00					
46	0.0	0.00	100.00					
48	0.0	0.00	100.00					
POD WT.	1707.2							



LOCATION 50 UPPT 2009 SIZE DISTRIBUTION CUMULATIVE WEIGHT PERCENT TABLE

UF 09302

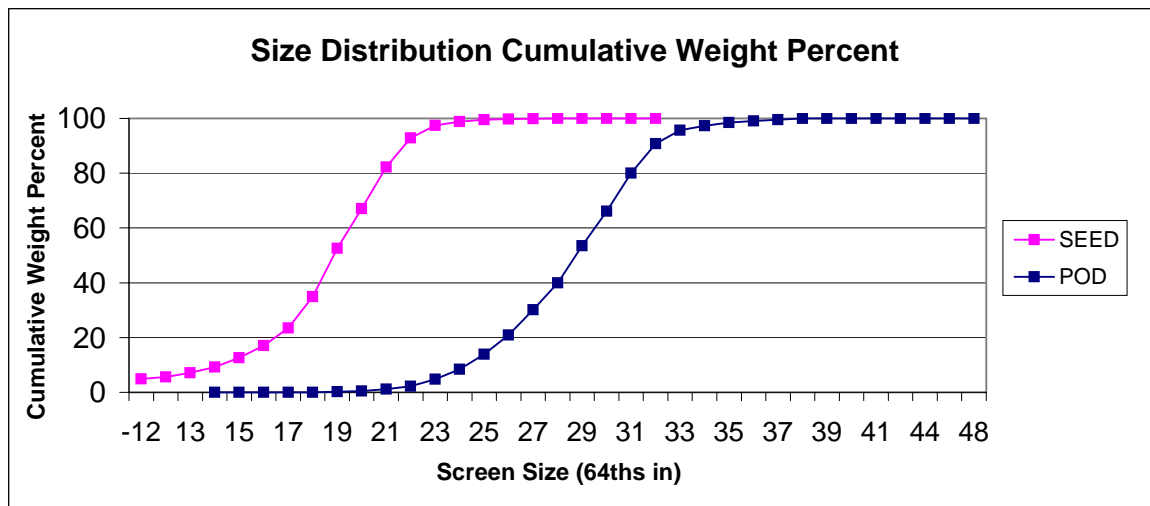
POD				SEED				
SCREEN SIZE	Weight	Wt %	Cum. Wt. %	SCREEN SIZE	Weight	Wt %	Wt % w/o SS	Cum. Wt %
				SS	410.4	12.13	---	---
				-12 & -17R	57.0	1.68	1.92	1.92
				12	12.6	0.37	0.42	2.34
				13	22.4	0.66	0.75	3.09
14	0.0	0.00	0.00	14	28.0	0.83	0.94	4.04
15	0.0	0.00	0.00	15	42.4	1.25	1.43	5.46
16	0.0	0.00	0.00	16	64.0	1.89	2.15	7.61
17	0.0	0.00	0.00	17	142.6	4.21	4.80	12.41
18	0.0	0.00	0.00	18	213.6	6.31	7.18	19.59
19	1.4	0.08	0.08	19	304.2	8.99	10.23	29.82
20	1.8	0.11	0.19	20	562.0	16.61	18.90	48.72
21	3.4	0.20	0.39	21	595.6	17.60	20.03	68.75
22	5.4	0.32	0.71	22	474.0	14.01	15.94	84.69
23	13.0	0.77	1.48	23	308.0	9.10	10.36	95.05
24	20.4	1.20	2.68	24	108.2	3.20	3.64	98.69
25	53.4	3.15	5.84	25	34.2	1.01	1.15	99.84
26	77.4	4.57	10.41	26	4.8	0.14	0.16	100.00
27	154.4	9.12	19.53	27	0.0	0.00	0.00	100.00
28	192.0	11.34	30.86	28	0.0	0.00	0.00	100.00
29	212.4	12.54	43.41	29	0.0	0.00	0.00	100.00
30	244.4	14.43	57.84	30	0.0	0.00	0.00	100.00
31	266.0	15.71	73.55	31	0.0	0.00	0.00	100.00
32	235.6	13.91	87.47	32	0.0	0.00	0.00	100.00
33	149.2	8.81	96.28	Total	3384.0	100	100	
34	21.0	1.24	97.52	Hull wt	959.2			
35	16.8	0.99	98.51	Wt w/o SS	2973.6			
36	4.8	0.28	98.80	Percent Hulls		22.09		
37	2.4	0.14	98.94	Percent Meats		77.91		
38	10.0	0.59	99.53			100		
39	8.0	0.47	100.00					
40	0.0	0.00	100.00					
41	0.0	0.00	100.00					
42	0.0	0.00	100.00					
44	0.0	0.00	100.00					
46	0.0	0.00	100.00					
48	0.0	0.00	100.00					
POD WT.	1693.2							



LOCATION 50 UPPT 2009 SIZE DISTRIBUTION CUMULATIVE WEIGHT PERCENT TABLE

UF 08301

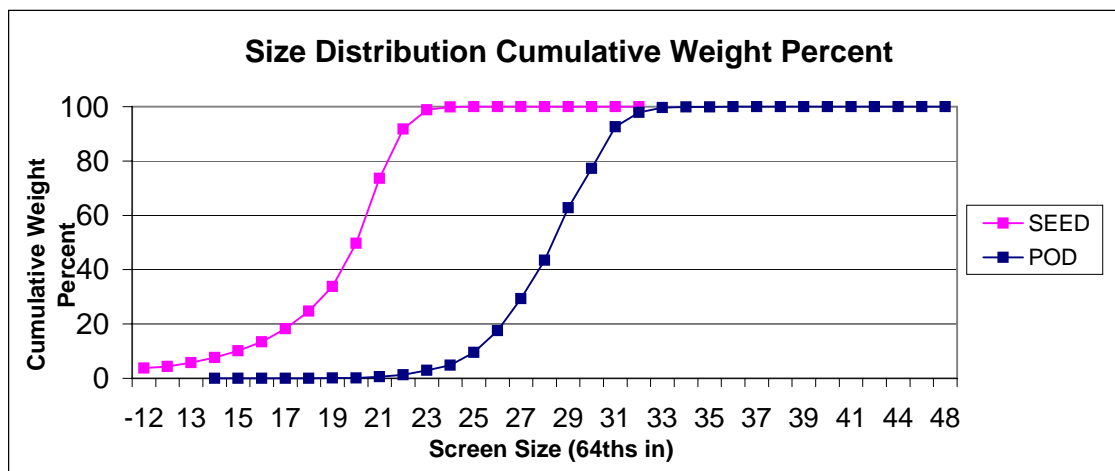
POD				SEED				
SCREEN SIZE	Weight	Wt %	Cum. Wt. %	SCREEN SIZE	Weight	Wt %	Wt % w/o SS	Cum. Wt %
				SS	669.4	19.92	---	---
				-12 & -17R	132.0	3.93	4.91	4.91
				12	18.8	0.56	0.70	5.61
				13	41.8	1.24	1.55	7.16
14	0.0	0.00	0.00	14	55.6	1.65	2.07	9.23
15	0.0	0.00	0.00	15	90.0	2.68	3.35	12.57
16	0.0	0.00	0.00	16	119.8	3.57	4.45	17.02
17	0.0	0.00	0.00	17	173.2	5.16	6.44	23.46
18	0.8	0.05	0.05	18	307.0	9.14	11.41	34.87
19	3.4	0.20	0.25	19	477.6	14.22	17.75	52.63
20	3.0	0.18	0.43	20	386.8	11.51	14.38	67.01
21	12.0	0.72	1.16	21	411.2	12.24	15.29	82.29
22	18.6	1.12	2.28	22	286.0	8.51	10.63	92.92
23	41.4	2.49	4.77	23	122.6	3.65	4.56	97.48
24	60.8	3.66	8.43	24	36.0	1.07	1.34	98.82
25	90.8	5.47	13.90	25	18.2	0.54	0.68	99.49
26	116.4	7.01	20.92	26	5.8	0.17	0.22	99.71
27	152.2	9.17	30.08	27	4.0	0.12	0.15	99.86
28	163.8	9.87	39.95	28	3.8	0.11	0.14	100.00
29	225.8	13.60	53.55	29	0.0	0.00	0.00	100.00
30	209.4	12.61	66.17	30	0.0	0.00	0.00	100.00
31	230.8	13.90	80.07	31	0.0	0.00	0.00	100.00
32	178.0	10.72	90.80	32	0.0	0.00	0.00	100.00
33	80.6	4.86	95.65	Total	3359.6	100	100	
34	27.4	1.65	97.30	Hull wt	1039.6			
35	19.6	1.18	98.48	Wt w/o SS	2690.2			
36	9.6	0.58	99.06	Percent Hulls		23.63		
37	7.0	0.42	99.48	Percent Meats		76.37		
38	8.6	0.52	100.00			100		
39	0.0	0.00	100.00					
40	0.0	0.00	100.00					
41	0.0	0.00	100.00					
42	0.0	0.00	100.00					
44	0.0	0.00	100.00					
46	0.0	0.00	100.00					
48	0.0	0.00	100.00					
POD WT.	1660.0							



LOCATION 50 UPPT 2009 SIZE DISTRIBUTION CUMULATIVE WEIGHT PERCENT TABLE

UF 09303

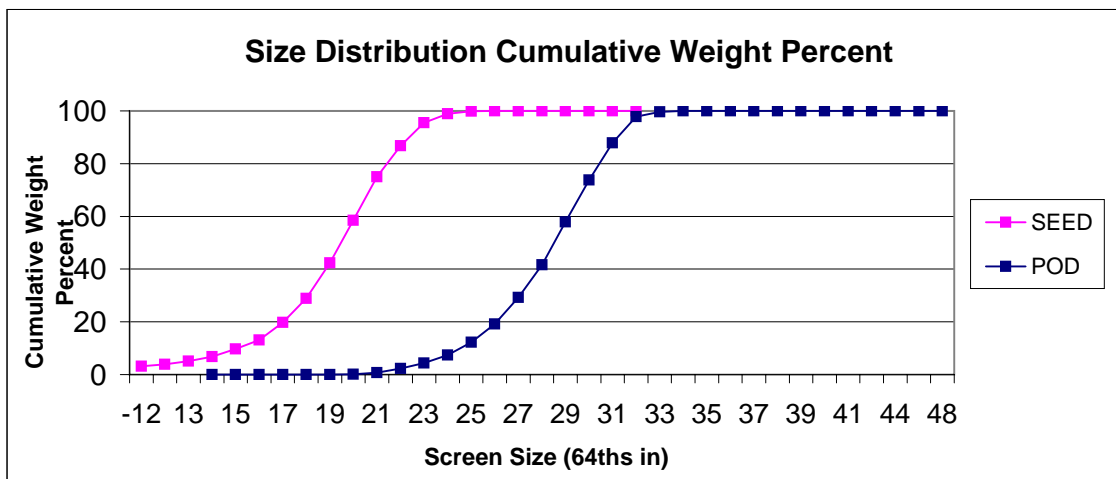
POD				SEED				
SCREEN SIZE	Weight	Wt %	Cum. Wt. %	SCREEN SIZE	Weight	Wt %	Wt % w/o SS	Cum. Wt %
				SS	746.0	21.63	---	---
				-12 & -17R	101.0	2.93	3.74	3.74
				12	17.2	0.50	0.64	4.37
				13	36.6	1.06	1.35	5.73
14	0.0	0.00	0.00	14	52.2	1.51	1.93	7.66
15	0.0	0.00	0.00	15	66.6	1.93	2.46	10.12
16	0.0	0.00	0.00	16	88.2	2.56	3.26	13.39
17	0.0	0.00	0.00	17	130.0	3.77	4.81	18.20
18	0.0	0.00	0.00	18	177.2	5.14	6.56	24.76
19	1.2	0.07	0.07	19	245.8	7.13	9.10	33.85
20	1.6	0.10	0.17	20	429.6	12.46	15.90	49.75
21	6.6	0.40	0.57	21	645.4	18.72	23.88	73.63
22	13.0	0.79	1.35	22	488.2	14.16	18.07	91.70
23	26.0	1.57	2.92	23	191.2	5.54	7.08	98.77
24	30.8	1.86	4.78	24	30.6	0.89	1.13	99.90
25	77.8	4.70	9.48	25	2.6	0.08	0.10	100.00
26	132.6	8.01	17.49	26	0.0	0.00	0.00	100.00
27	195.4	11.80	29.30	27	0.0	0.00	0.00	100.00
28	234.4	14.16	43.46	28	0.0	0.00	0.00	100.00
29	319.6	19.31	62.76	29	0.0	0.00	0.00	100.00
30	239.8	14.49	77.25	30	0.0	0.00	0.00	100.00
31	253.4	15.31	92.56	31	0.0	0.00	0.00	100.00
32	87.2	5.27	97.83	32	0.0	0.00	0.00	100.00
33	29.4	1.78	99.60	Total	3448.4	100	100	
34	4.4	0.27	99.87	Hull wt	1025.8			
35	0.0	0.00	99.87	Wt w/o SS	2702.4			
36	2.2	0.13	100.00	Percent Hulls		22.93		
37	0.0	0.00	100.00	Percent Meats		77.07		
38	0.0	0.00	100.00			100		
39	0.0	0.00	100.00					
40	0.0	0.00	100.00					
41	0.0	0.00	100.00					
42	0.0	0.00	100.00					
44	0.0	0.00	100.00					
46	0.0	0.00	100.00					
48	0.0	0.00	100.00					
POD WT.	1655.4							



LOCATION 50 UPPT 2009 SIZE DISTRIBUTION CUMULATIVE WEIGHT PERCENT TABLE

GA 052619

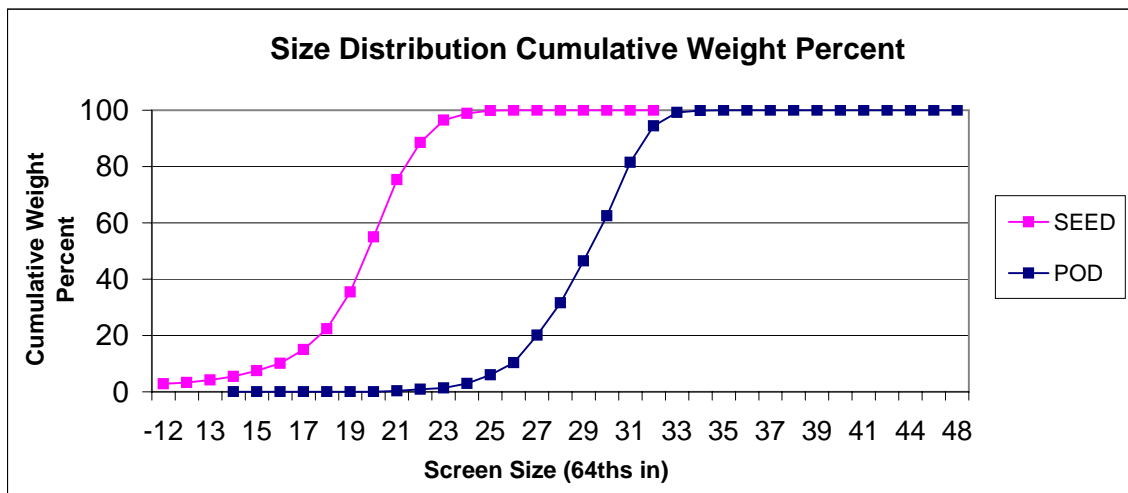
POD				SEED				
SCREEN SIZE	Weight	Wt %	Cum. Wt. %	SCREEN SIZE	Weight	Wt %	Wt % w/o SS	Cum. Wt %
				SS	550.0	16.11	---	---
				-12 & -17R	91.8	2.69	3.21	3.21
				12	19.6	0.57	0.68	3.89
				13	34.8	1.02	1.22	5.11
14	0.0	0.00	0.00	14	49.8	1.46	1.74	6.84
15	0.0	0.00	0.00	15	81.2	2.38	2.84	9.68
16	0.0	0.00	0.00	16	98.6	2.89	3.44	13.12
17	0.0	0.00	0.00	17	190.2	5.57	6.64	19.76
18	0.0	0.00	0.00	18	259.8	7.61	9.07	28.84
19	1.0	0.06	0.06	19	386.0	11.31	13.48	42.32
20	1.8	0.10	0.16	20	462.8	13.56	16.16	58.48
21	10.6	0.60	0.76	21	474.6	13.90	16.57	75.05
22	28.0	1.60	2.36	22	336.0	9.84	11.73	86.78
23	35.8	2.04	4.40	23	250.0	7.32	8.73	95.51
24	52.6	3.00	7.40	24	96.0	2.81	3.35	98.87
25	85.8	4.89	12.29	25	30.7	0.90	1.07	99.94
26	121.4	6.92	19.21	26	1.8	0.05	0.06	100.00
27	177.0	10.09	29.30	27	0.0	0.00	0.00	100.00
28	217.0	12.37	41.67	28	0.0	0.00	0.00	100.00
29	285.0	16.24	57.91	29	0.0	0.00	0.00	100.00
30	278.0	15.85	73.76	30	0.0	0.00	0.00	100.00
31	248.4	14.16	87.92	31	0.0	0.00	0.00	100.00
32	174.0	9.92	97.83	32	0.0	0.00	0.00	100.00
33	32.2	1.84	99.67	Total	3413.7	100	100	
34	4.8	0.27	99.94	Hull wt	972.6			
35	1.0	0.06	100.00	Wt w/o SS	2863.7			
36	0.0	0.00	100.00	Percent Hulls		22.17		
37	0.0	0.00	100.00	Percent Meats		77.83		
38	0.0	0.00	100.00			100		
39	0.0	0.00	100.00					
40	0.0	0.00	100.00					
41	0.0	0.00	100.00					
42	0.0	0.00	100.00					
44	0.0	0.00	100.00					
46	0.0	0.00	100.00					
48	0.0	0.00	100.00					
POD WT.	1754.4							



LOCATION 50 UPPT 2009 SIZE DISTRIBUTION CUMULATIVE WEIGHT PERCENT TABLE

GA 052621

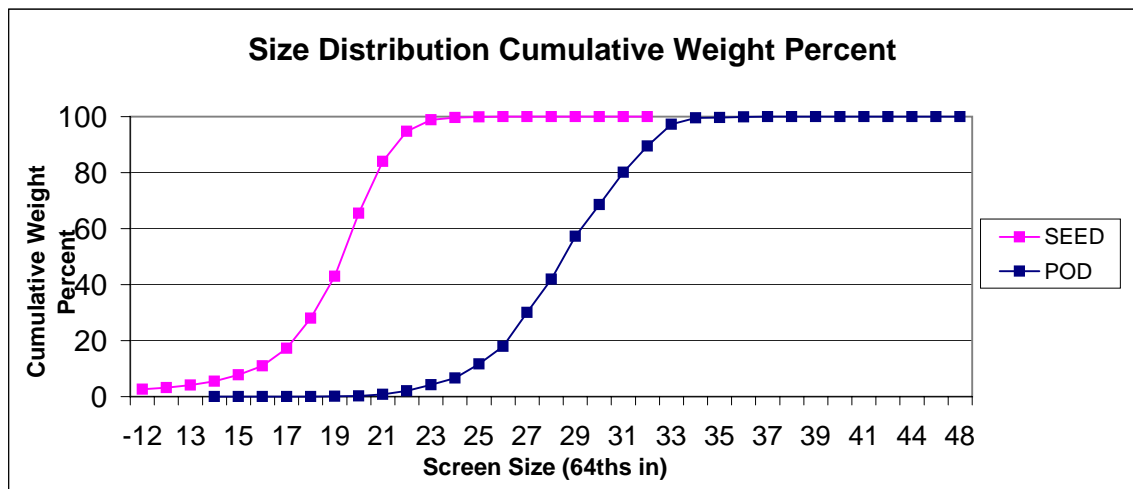
POD				SEED				
SCREEN SIZE	Weight	Wt %	Cum. Wt. %	SCREEN SIZE	Weight	Wt %	Wt % w/o SS	Cum. Wt %
				SS	639.6	18.41	---	---
				-12 & -17R	79.0	2.27	2.79	2.79
				12	14.4	0.41	0.51	3.29
				13	26.8	0.77	0.95	4.24
14	0.0	0.00	0.00	14	35.6	1.02	1.26	5.49
15	0.0	0.00	0.00	15	55.8	1.61	1.97	7.46
16	0.0	0.00	0.00	16	73.6	2.12	2.60	10.06
17	0.0	0.00	0.00	17	140.0	4.03	4.94	15.00
18	0.0	0.00	0.00	18	209.8	6.04	7.40	22.40
19	0.0	0.00	0.00	19	369.6	10.64	13.04	35.43
20	0.0	0.00	0.00	20	554.0	15.94	19.54	54.97
21	6.0	0.37	0.37	21	579.2	16.67	20.43	75.40
22	7.8	0.49	0.86	22	371.2	10.68	13.09	88.49
23	8.0	0.50	1.36	23	226.4	6.52	7.98	96.47
24	25.6	1.60	2.95	24	67.0	1.93	2.36	98.84
25	48.4	3.02	5.97	25	29.4	0.85	1.04	99.87
26	69.6	4.34	10.31	26	3.6	0.10	0.13	100.00
27	157.6	9.82	20.13	27	0.0	0.00	0.00	100.00
28	184.8	11.52	31.65	28	0.0	0.00	0.00	100.00
29	237.2	14.78	46.43	29	0.0	0.00	0.00	100.00
30	258.4	16.10	62.53	30	0.0	0.00	0.00	100.00
31	303.4	18.91	81.44	31	0.0	0.00	0.00	100.00
32	207.8	12.95	94.39	32	0.0	0.00	0.00	100.00
33	77.8	4.85	99.24	Total	3475.0	100	100	
34	11.0	0.69	99.93	Hull wt	923.0			
35	1.2	0.07	100.00	Wt w/o SS	2835.4			
36	0.0	0.00	100.00	Percent Hulls		20.99		
37	0.0	0.00	100.00	Percent Meats		79.01		
38	0.0	0.00	100.00			100		
39	0.0	0.00	100.00					
40	0.0	0.00	100.00					
41	0.0	0.00	100.00					
42	0.0	0.00	100.00					
44	0.0	0.00	100.00					
46	0.0	0.00	100.00					
48	0.0	0.00	100.00					
POD WT.	1604.6							



LOCATION 50 UPPT 2009 SIZE DISTRIBUTION CUMULATIVE WEIGHT PERCENT TABLE

GA 052675

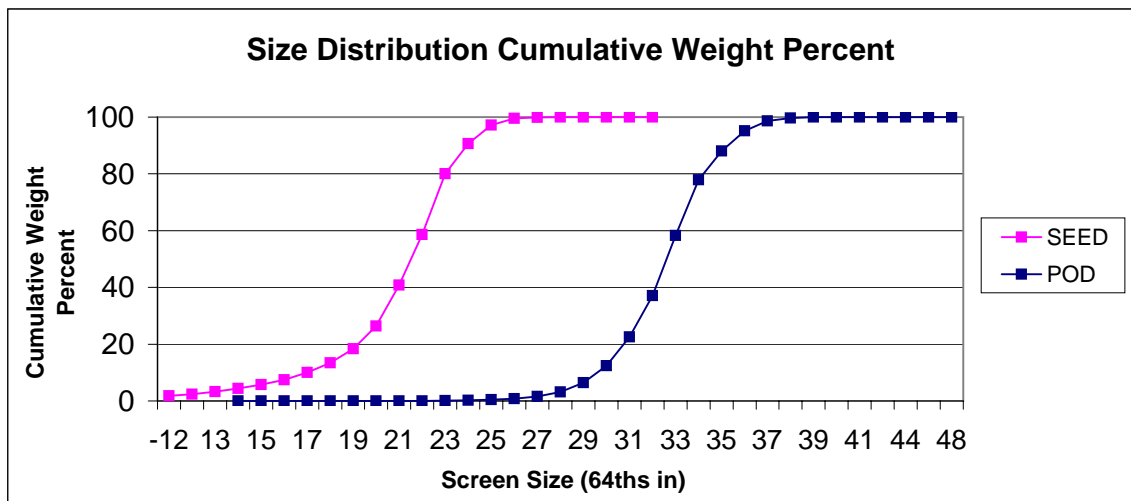
POD				SEED				
SCREEN SIZE	Weight	Wt %	Cum. Wt. %	SCREEN SIZE	Weight	Wt %	Wt % w/o SS	Cum. Wt %
				SS	579.2	16.93	---	---
				-12 & -17R	75.0	2.19	2.64	2.64
				12	15.0	0.44	0.53	3.17
				13	25.8	0.75	0.91	4.08
14	0.0	0.00	0.00	14	41.0	1.20	1.44	5.52
15	0.0	0.00	0.00	15	62.4	1.82	2.20	7.72
16	0.0	0.00	0.00	16	93.4	2.73	3.29	11.00
17	0.0	0.00	0.00	17	178.8	5.23	6.29	17.30
18	0.0	0.00	0.00	18	304.0	8.89	10.70	28.00
19	1.6	0.10	0.10	19	425.4	12.44	14.97	42.97
20	2.8	0.17	0.27	20	639.6	18.70	22.51	65.48
21	8.2	0.51	0.78	21	526.0	15.38	18.51	83.99
22	20.4	1.26	2.03	22	306.2	8.95	10.78	94.77
23	36.0	2.22	4.25	23	115.6	3.38	4.07	98.84
24	39.0	2.40	6.66	24	24.0	0.70	0.84	99.68
25	81.8	5.04	11.70	25	7.0	0.20	0.25	99.93
26	102.2	6.30	17.99	26	2.0	0.06	0.07	100.00
27	195.2	12.03	30.02	27	0.0	0.00	0.00	100.00
28	193.6	11.93	41.95	28	0.0	0.00	0.00	100.00
29	248.2	15.29	57.25	29	0.0	0.00	0.00	100.00
30	183.4	11.30	68.55	30	0.0	0.00	0.00	100.00
31	187.8	11.57	80.12	31	0.0	0.00	0.00	100.00
32	152.6	9.40	89.52	32	0.0	0.00	0.00	100.00
33	125.4	7.73	97.25	Total	3420.4	100	100	
34	36.4	2.24	99.49	Hull wt	940.0			
35	2.6	0.16	99.65	Wt w/o SS	2841.2			
36	4.4	0.27	99.93	Percent Hulls		21.56		
37	1.2	0.07	100.00	Percent Meats		78.44		
38	0.0	0.00	100.00			100		
39	0.0	0.00	100.00					
40	0.0	0.00	100.00					
41	0.0	0.00	100.00					
42	0.0	0.00	100.00					
44	0.0	0.00	100.00					
46	0.0	0.00	100.00					
48	0.0	0.00	100.00					
POD WT.	1622.8							



LOCATION 50 UPPT 2009 SIZE DISTRIBUTION CUMULATIVE WEIGHT PERCENT TABLE

P/T 09-01

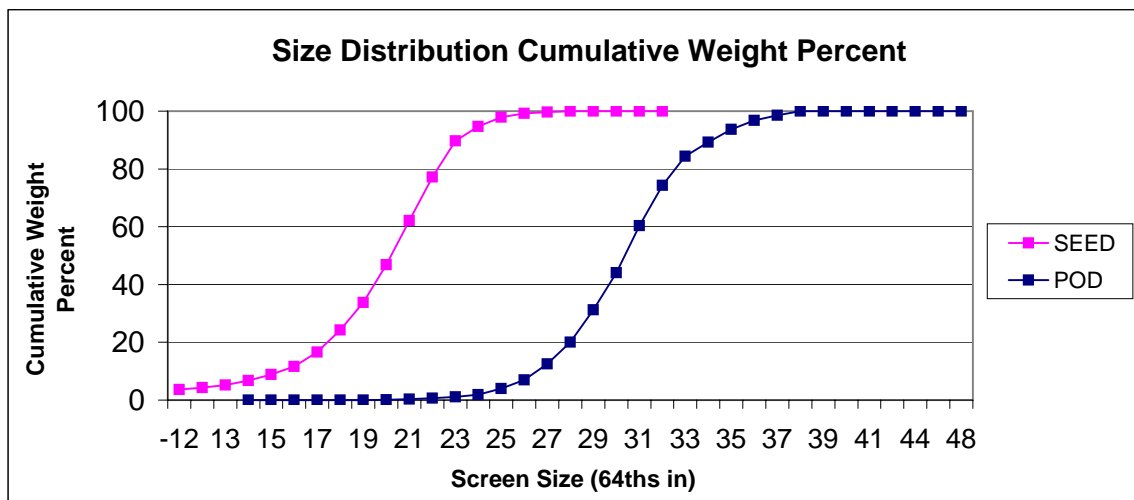
POD				SEED				
SCREEN SIZE	Weight	Wt %	Cum. Wt. %	SCREEN SIZE	Weight	Wt %	Wt % w/o SS	Cum. Wt %
				SS	478.8	14.71	---	---
				-12 & -17R	50.4	1.55	1.81	1.81
				12	14.4	0.44	0.52	2.33
				13	27.2	0.84	0.98	3.31
14	0.0	0.00	0.00	14	30.0	0.92	1.08	4.39
15	0.0	0.00	0.00	15	38.6	1.19	1.39	5.78
16	0.0	0.00	0.00	16	47.2	1.45	1.70	7.48
17	0.0	0.00	0.00	17	70.0	2.15	2.52	10.00
18	0.0	0.00	0.00	18	93.8	2.88	3.38	13.38
19	0.0	0.00	0.00	19	138.6	4.26	4.99	18.37
20	0.0	0.00	0.00	20	222.8	6.84	8.02	26.39
21	0.0	0.00	0.00	21	401.2	12.32	14.45	40.84
22	0.0	0.00	0.00	22	493.2	15.15	17.76	58.60
23	1.8	0.11	0.11	23	596.2	18.31	21.47	80.07
24	2.2	0.13	0.24	24	293.0	9.00	10.55	90.62
25	3.2	0.20	0.44	25	183.4	5.63	6.60	97.22
26	6.0	0.37	0.81	26	65.8	2.02	2.37	99.59
27	13.2	0.81	1.62	27	9.0	0.28	0.32	99.91
28	25.0	1.53	3.15	28	2.4	0.07	0.09	100.00
29	53.6	3.28	6.43	29	0.0	0.00	0.00	100.00
30	98.0	6.00	12.42	30	0.0	0.00	0.00	100.00
31	165.6	10.13	22.56	31	0.0	0.00	0.00	100.00
32	237.2	14.52	37.07	32	0.0	0.00	0.00	100.00
33	346.2	21.19	58.26	Total	3256.0	100	100	
34	320.4	19.61	77.87	Hull wt	1120.4			
35	165.8	10.15	88.02	Wt w/o SS	2777.2			
36	116.4	7.12	95.14	Percent Hulls		25.60		
37	57.2	3.50	98.64	Percent Meats		74.40		
38	17.4	1.06	99.71			100		
39	4.8	0.29	100.00					
40	0.0	0.00	100.00					
41	0.0	0.00	100.00					
42	0.0	0.00	100.00					
44	0.0	0.00	100.00					
46	0.0	0.00	100.00					
48	0.0	0.00	100.00					
POD WT.	1634.0							



LOCATION 50 UPPT 2009 SIZE DISTRIBUTION CUMULATIVE WEIGHT PERCENT TABLE

P/T 09-02

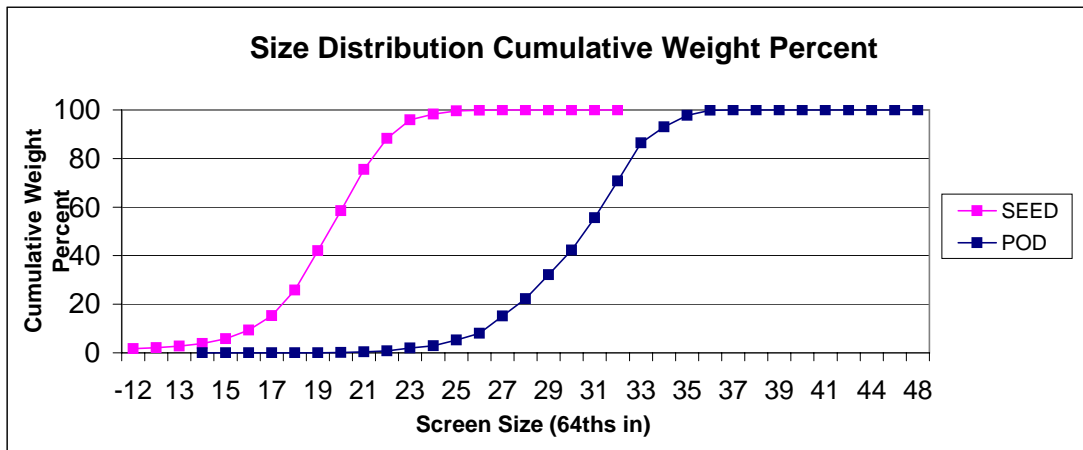
POD				SEED				
SCREEN SIZE	Weight	Wt %	Cum. Wt. %	SCREEN SIZE	Weight	Wt %	Wt % w/o SS	Cum. Wt %
				SS	585.6	17.18	---	---
				-12 & -17R	103.2	3.03	3.66	3.66
				12	17.6	0.52	0.62	4.28
				13	27.4	0.80	0.97	5.25
14	0.0	0.00	0.00	14	43.4	1.27	1.54	6.79
15	0.0	0.00	0.00	15	58.2	1.71	2.06	8.85
16	0.0	0.00	0.00	16	77.0	2.26	2.73	11.57
17	0.0	0.00	0.00	17	143.4	4.21	5.08	16.65
18	0.0	0.00	0.00	18	215.4	6.32	7.63	24.28
19	0.4	0.02	0.02	19	266.8	7.83	9.45	33.73
20	2.0	0.12	0.15	20	369.8	10.85	13.10	46.83
21	2.8	0.17	0.32	21	433.0	12.70	15.34	62.17
22	5.2	0.32	0.64	22	425.4	12.48	15.07	77.23
23	7.0	0.43	1.08	23	351.2	10.30	12.44	89.67
24	12.2	0.75	1.83	24	141.6	4.15	5.02	94.69
25	34.8	2.15	3.98	25	90.6	2.66	3.21	97.90
26	49.2	3.04	7.02	26	37.4	1.10	1.32	99.22
27	89.6	5.54	12.56	27	14.0	0.41	0.50	99.72
28	121.4	7.50	20.06	28	8.0	0.23	0.28	100.00
29	180.6	11.16	31.22	29	0.0	0.00	0.00	100.00
30	208.6	12.89	44.11	30	0.0	0.00	0.00	100.00
31	262.6	16.23	60.34	31	0.0	0.00	0.00	100.00
32	226.0	13.97	74.30	32	0.0	0.00	0.00	100.00
33	163.6	10.11	84.41	Total	3409.0	100	100	
34	77.6	4.80	89.21	Hull wt	1097.0			
35	71.8	4.44	93.65	Wt w/o SS	2823.4			
36	51.2	3.16	96.81	Percent Hulls		24.35		
37	28.8	1.78	98.59	Percent Meats		75.65		
38	22.8	1.41	100.00			100		
39	0.0	0.00	100.00					
40	0.0	0.00	100.00					
41	0.0	0.00	100.00					
42	0.0	0.00	100.00					
44	0.0	0.00	100.00					
46	0.0	0.00	100.00					
48	0.0	0.00	100.00					
POD WT.	1618.2							



LOCATION 50 UPPT 2009 SIZE DISTRIBUTION CUMULATIVE WEIGHT PERCENT TABLE

EXP 27-1516

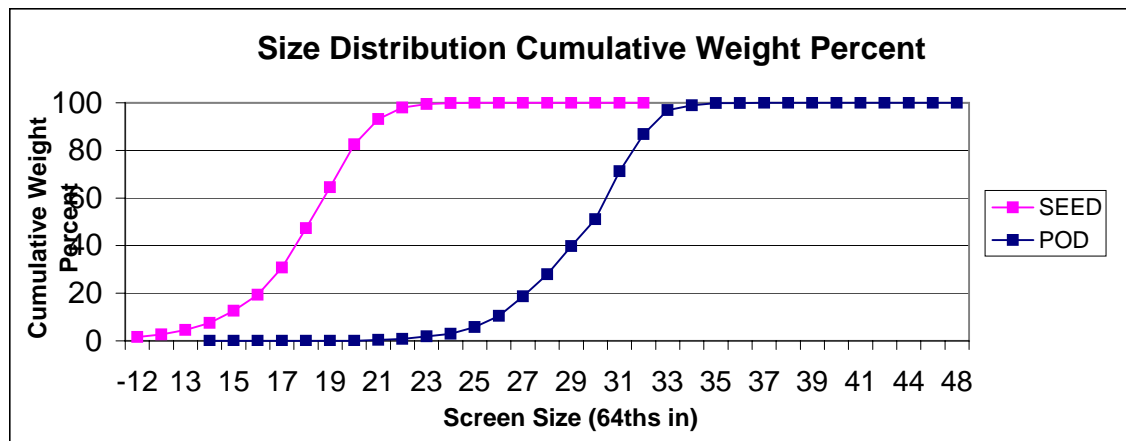
POD				SEED				
SCREEN SIZE	Weight	Wt %	Cum. Wt. %	SCREEN SIZE	Weight	Wt %	Wt % w/o SS	Cum. Wt %
				SS	362.6	11.03	---	---
				-12 & -17R	48.6	1.48	1.66	1.66
				12	12.8	0.39	0.44	2.10
				13	18.4	0.56	0.63	2.73
14	0.0	0.00	0.00	14	33.6	1.02	1.15	3.88
15	0.0	0.00	0.00	15	56.2	1.71	1.92	5.80
16	0.0	0.00	0.00	16	104.4	3.17	3.57	9.37
17	0.0	0.00	0.00	17	174.6	5.31	5.97	15.33
18	0.0	0.00	0.00	18	305.4	9.29	10.44	25.77
19	0.0	0.00	0.00	19	476.6	14.49	16.29	42.06
20	3.0	0.17	0.17	20	482.2	14.66	16.48	58.55
21	4.6	0.26	0.43	21	497.4	15.13	17.00	75.55
22	7.2	0.40	0.83	22	370.6	11.27	12.67	88.21
23	19.8	1.11	1.93	23	224.0	6.81	7.66	95.87
24	17.0	0.95	2.89	24	72.0	2.19	2.46	98.33
25	41.6	2.33	5.21	25	36.4	1.11	1.24	99.58
26	51.4	2.87	8.09	26	10.4	0.32	0.36	99.93
27	127.4	7.12	15.21	27	2.0	0.06	0.07	100.00
28	125.0	6.99	22.20	28	0.0	0.00	0.00	100.00
29	177.2	9.91	32.11	29	0.0	0.00	0.00	100.00
30	182.4	10.20	42.31	30	0.0	0.00	0.00	100.00
31	238.6	13.34	55.65	31	0.0	0.00	0.00	100.00
32	270.2	15.11	70.76	32	0.0	0.00	0.00	100.00
33	279.4	15.62	86.39	Total	3288.2	100	100	
34	119.4	6.68	93.07	Hull wt	1057.8			
35	83.2	4.65	97.72	Wt w/o SS	2925.6			
36	38.8	2.17	99.89	Percent Hulls		24.34		
37	2.0	0.11	100.00	Percent Meats		75.66		
38	0.0	0.00	100.00			100		
39	0.0	0.00	100.00					
40	0.0	0.00	100.00					
41	0.0	0.00	100.00					
42	0.0	0.00	100.00					
44	0.0	0.00	100.00					
46	0.0	0.00	100.00					
48	0.0	0.00	100.00					
POD WT.	1788.2							



LOCATION 50 UPPT 2009 SIZE DISTRIBUTION CUMULATIVE WEIGHT PERCENT TABLE

TXL061821

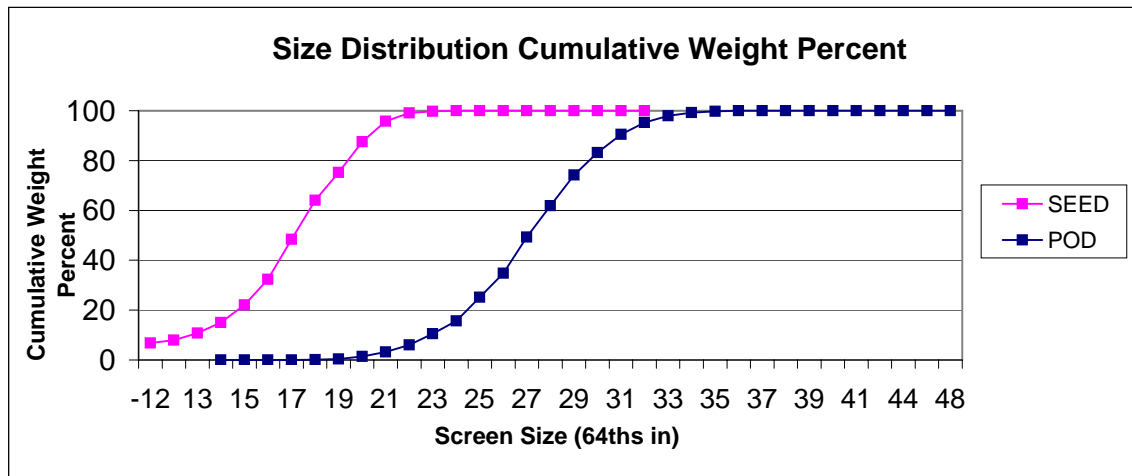
POD				SEED				
SCREEN SIZE	Weight	Wt %	Cum. Wt. %	SCREEN SIZE	Weight	Wt %	Wt % w/o SS	Cum. Wt %
				SS	238.8	7.54	---	---
				-12 & -17R	46.0	1.45	1.57	1.57
				12	31.8	1.00	1.09	2.66
				13	57.6	1.82	1.97	4.62
14	0.0	0.00	0.00	14	84.2	2.66	2.88	7.50
15	0.0	0.00	0.00	15	150.6	4.76	5.14	12.65
16	0.0	0.00	0.00	16	197.2	6.23	6.74	19.38
17	0.0	0.00	0.00	17	332.6	10.50	11.36	30.74
18	0.0	0.00	0.00	18	484.6	15.30	16.55	47.29
19	0.0	0.00	0.00	19	504.0	15.92	17.22	64.51
20	0.6	0.04	0.04	20	526.2	16.62	17.97	82.48
21	5.0	0.31	0.34	21	313.2	9.89	10.70	93.18
22	7.0	0.43	0.77	22	139.4	4.40	4.76	97.94
23	18.4	1.13	1.90	23	44.6	1.41	1.52	99.47
24	17.6	1.08	2.97	24	10.8	0.34	0.37	99.84
25	46.0	2.81	5.79	25	4.8	0.15	0.16	100.00
26	77.4	4.74	10.52	26	0.0	0.00	0.00	100.00
27	134.0	8.20	18.72	27	0.0	0.00	0.00	100.00
28	150.0	9.18	27.90	28	0.0	0.00	0.00	100.00
29	193.8	11.86	39.76	29	0.0	0.00	0.00	100.00
30	184.8	11.31	51.06	30	0.0	0.00	0.00	100.00
31	329.0	20.13	71.19	31	0.0	0.00	0.00	100.00
32	255.2	15.61	86.81	32	0.0	0.00	0.00	100.00
33	164.8	10.08	96.89	Total	3166.4	100	100	
34	34.2	2.09	98.98	Hull wt	1088.2			
35	14.4	0.88	99.87	Wt w/o SS	2927.6			
36	0.0	0.00	99.87	Percent Hulls		25.58		
37	2.2	0.13	100.00	Percent Meats		74.42		
38	0.0	0.00	100.00			100		
39	0.0	0.00	100.00					
40	0.0	0.00	100.00					
41	0.0	0.00	100.00					
42	0.0	0.00	100.00					
44	0.0	0.00	100.00					
46	0.0	0.00	100.00					
48	0.0	0.00	100.00					
POD WT.	1634.4							



LOCATION 50 UPPT 2009 SIZE DISTRIBUTION CUMULATIVE WEIGHT PERCENT TABLE

TXL061816

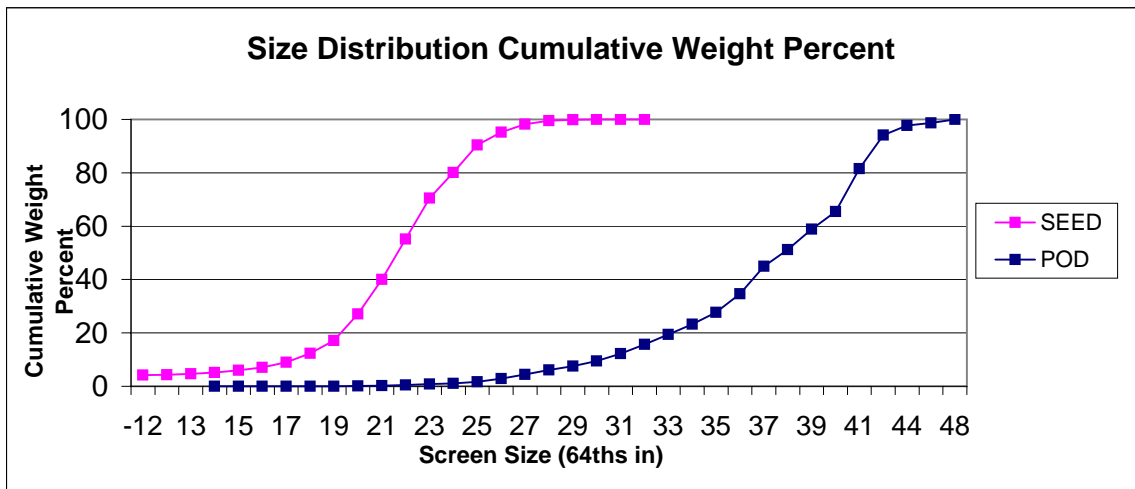
POD				SEED				
SCREEN SIZE	Weight	Wt %	Cum. Wt. %	SCREEN SIZE	Weight	Wt %	Wt % w/o SS	Cum. Wt %
				SS	221.2	17.05	---	---
				-12 & -17R	72.6	5.60	6.75	6.75
				12	13.6	1.05	1.26	8.01
				13	29.6	2.28	2.75	10.76
14	0.0	0.00	0.00	14	45.2	3.48	4.20	14.96
15	0.0	0.00	0.00	15	76.2	5.87	7.08	22.04
16	0.0	0.00	0.00	16	111.4	8.59	10.35	32.39
17	0.0	0.00	0.00	17	171.8	13.24	15.96	48.36
18	1.6	0.09	0.09	18	168.6	13.00	15.67	64.02
19	6.0	0.34	0.43	19	121.2	9.34	11.26	75.28
20	18.0	1.03	1.46	20	131.4	10.13	12.21	87.49
21	30.8	1.76	3.22	21	88.4	6.81	8.21	95.71
22	48.6	2.77	5.99	22	37.0	2.85	3.44	99.15
23	79.2	4.51	10.50	23	6.6	0.51	0.61	99.76
24	91.6	5.22	15.72	24	2.6	0.20	0.24	100.00
25	165.2	9.42	25.14	25	0.0	0.00	0.00	100.00
26	168.4	9.60	34.74	26	0.0	0.00	0.00	100.00
27	255.2	14.55	49.29	27	0.0	0.00	0.00	100.00
28	221.0	12.60	61.89	28	0.0	0.00	0.00	100.00
29	216.4	12.34	74.22	29	0.0	0.00	0.00	100.00
30	156.8	8.94	83.16	30	0.0	0.00	0.00	100.00
31	128.0	7.30	90.46	31	0.0	0.00	0.00	100.00
32	84.0	4.79	95.25	32	0.0	0.00	0.00	100.00
33	46.8	2.67	97.91	Total	1297.4	100	100	
34	24.0	1.37	99.28	Hull wt	448.2			
35	9.0	0.51	99.79	Wt w/o SS	1076.2			
36	3.6	0.21	100.00	Percent Hulls		25.68		
37	0.0	0.00	100.00	Percent Meats		74.32		
38	0.0	0.00	100.00			100		
39	0.0	0.00	100.00					
40	0.0	0.00	100.00					
41	0.0	0.00	100.00					
42	0.0	0.00	100.00					
44	0.0	0.00	100.00					
46	0.0	0.00	100.00					
48	0.0	0.00	100.00					
POD WT.	1754.2							



LOCATION 50 UPPT 2009 SIZE DISTRIBUTION CUMULATIVE WEIGHT PERCENT TABLE

NC 7

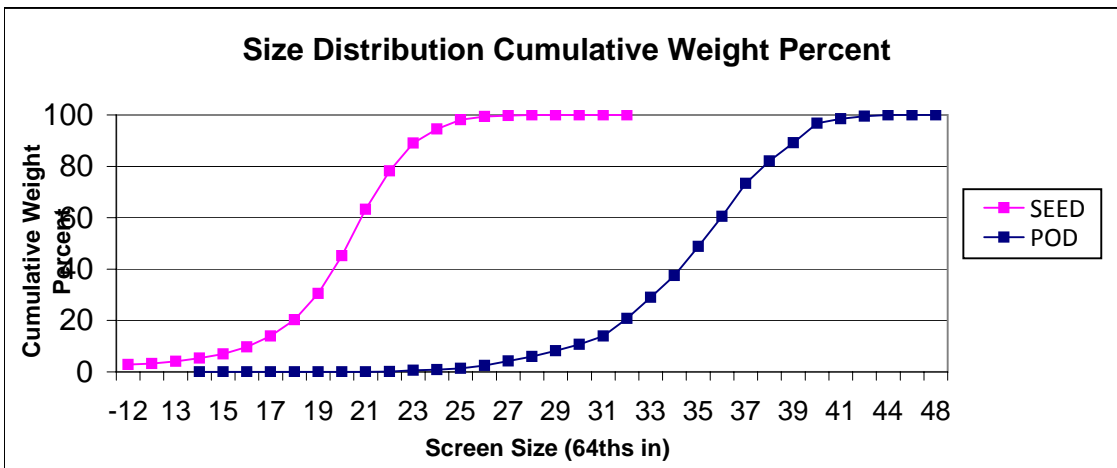
POD				SEED				
SCREEN SIZE	Weight	Wt %	Cum. Wt. %	SCREEN SIZE	Weight	Wt %	Wt % w/o SS	Cum. Wt %
				SS	512.0	15.83	---	---
				-12 & -20R	113.0	3.49	4.15	4.15
				12	6.0	0.19	0.22	4.37
				13	8.4	0.26	0.31	4.68
14	0.0	0.00	0.00	14	14.2	0.44	0.52	5.20
15	0.0	0.00	0.00	15	23.0	0.71	0.84	6.04
16	0.0	0.00	0.00	16	26.8	0.83	0.98	7.03
17	0.0	0.00	0.00	17	53.6	1.66	1.97	9.00
18	0.0	0.00	0.00	18	90.8	2.81	3.33	12.33
19	0.0	0.00	0.00	19	132.0	4.08	4.85	17.18
20	2.6	0.16	0.16	20	270.2	8.35	9.92	27.10
21	1.0	0.06	0.22	21	352.6	10.90	12.95	40.05
22	4.8	0.30	0.52	22	410.0	12.67	15.06	55.11
23	6.2	0.38	0.90	23	420.8	13.01	15.45	70.56
24	3.0	0.18	1.08	24	259.2	8.01	9.52	80.08
25	10.2	0.63	1.71	25	280.4	8.67	10.30	90.38
26	18.4	1.13	2.84	26	130.2	4.02	4.78	95.16
27	26.4	1.62	4.46	27	82.4	2.55	3.03	98.19
28	26.8	1.65	6.11	28	35.8	1.11	1.31	99.50
29	24.4	1.50	7.61	29	11.8	0.36	0.43	99.93
30	31.0	1.91	9.52	30	1.8	0.06	0.07	100.00
31	44.0	2.71	12.23	31	0.0	0.00	0.00	100.00
32	56.0	3.44	15.67	32	0.0	0.00	0.00	100.00
33	60.8	3.74	19.41	Total	3235.0	100	100	
34	62.2	3.83	23.23	Hull wt	1163.2			
35	73.0	4.49	27.72	Wt w/o SS	2723.0			
36	113.6	6.99	34.71	Percent Hulls		26.45		
37	167.4	10.30	45.01	Percent Meats		73.55		
38	101.4	6.24	51.24			100		
39	123.4	7.59	58.83					
40	108.2	6.65	65.49					
41	260.6	16.03	81.51					
42	205.8	12.66	94.17					
44	57.2	3.52	97.69					
46	16.6	1.02	98.71					
48	21.0	1.29	100.00					
POD WT.	1626.0							



LOCATION 50 UPPT 2009 SIZE DISTRIBUTION CUMULATIVE WEIGHT PERCENT TABLE

N05006

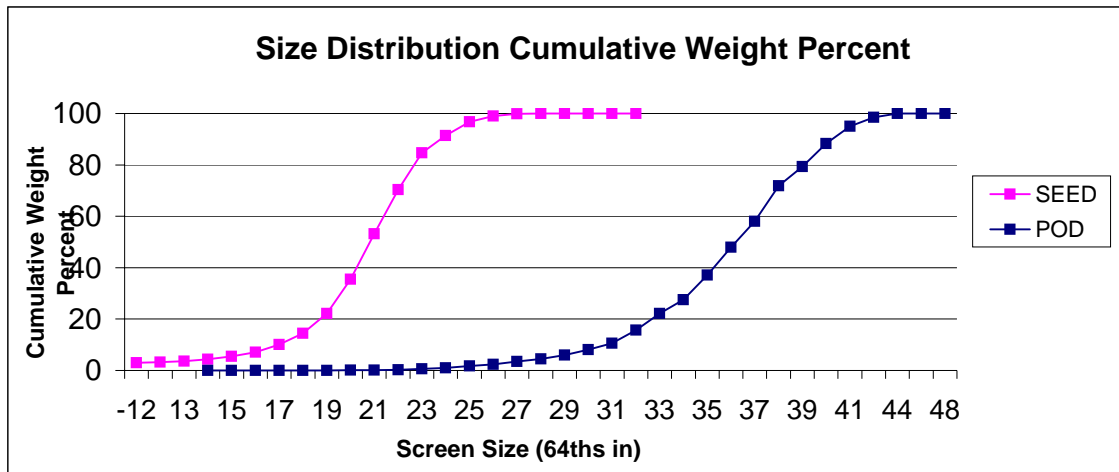
POD				SEED				
SCREEN SIZE	Weight	Wt %	Cum. Wt. %	SCREEN SIZE	Weight	Wt %	Wt % w/o SS	Cum. Wt %
				SS	169.0	5.39	---	---
				-12 & -20R	85.6	2.73	2.89	2.89
				12	10.8	0.34	0.36	3.25
				13	27.0	0.86	0.91	4.16
14	0.0	0.00	0.00	14	34.8	1.11	1.17	5.34
15	0.0	0.00	0.00	15	50.4	1.61	1.70	7.04
16	0.0	0.00	0.00	16	80.6	2.57	2.72	9.75
17	0.0	0.00	0.00	17	124.8	3.98	4.21	13.96
18	0.0	0.00	0.00	18	187.0	5.97	6.31	20.27
19	0.0	0.00	0.00	19	303.8	9.69	10.25	30.52
20	0.0	0.00	0.00	20	434.4	13.86	14.65	45.17
21	0.4	0.02	0.02	21	537.2	17.14	18.12	63.28
22	2.4	0.14	0.17	22	443.0	14.14	14.94	78.23
23	6.6	0.40	0.57	23	319.0	10.18	10.76	88.98
24	4.6	0.28	0.84	24	162.6	5.19	5.48	94.47
25	9.0	0.54	1.38	25	107.8	3.44	3.64	98.10
26	19.4	1.17	2.55	26	37.8	1.21	1.27	99.38
27	28.8	1.73	4.28	27	11.8	0.38	0.40	99.78
28	28.8	1.73	6.01	28	5.6	0.18	0.19	99.97
29	37.4	2.25	8.26	29	1.0	0.03	0.03	100.00
30	40.2	2.42	10.68	30	0.0	0.00	0.00	100.00
31	55.0	3.31	13.98	31	0.0	0.00	0.00	100.00
32	113.0	6.79	20.77	32	0.0	0.00	0.00	100.00
33	137.8	8.28	29.06	Total	3134.0	100	100	
34	140.4	8.44	37.50	Hull wt	1145.2			
35	188.8	11.35	48.85	Wt w/o SS	2965.0			
36	194.6	11.70	60.54	Percent Hulls		26.76		
37	213.2	12.82	73.36	Percent Meats		73.24		
38	145.6	8.75	82.11			100		
39	116.8	7.02	89.13					
40	127.6	7.67	96.80					
41	27.6	1.66	98.46					
42	17.6	1.06	99.52					
44	8.0	0.48	100.00					
46	0.0	0.00	100.00					
48	0.0	0.00	100.00					
POD WT.	1663.6							



LOCATION 50 UPPT 2009 SIZE DISTRIBUTION CUMULATIVE WEIGHT PERCENT TABLE

N05008

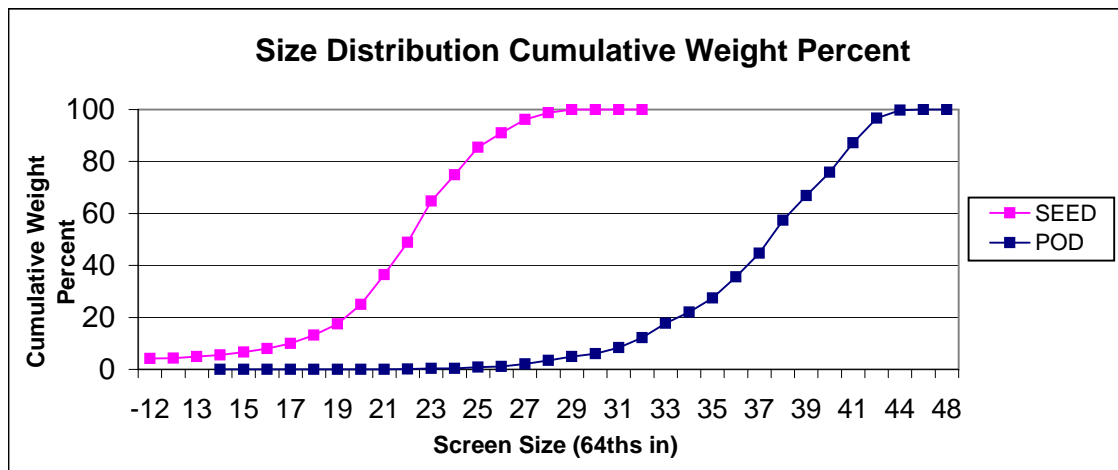
POD				SEED				
SCREEN SIZE	Weight	Wt %	Cum. Wt. %	SCREEN SIZE	Weight	Wt %	Wt % w/o SS	Cum. Wt %
				SS	333.8	10.25	---	---
				-12 & -20R	87.2	2.68	2.98	2.98
				12	6.2	0.19	0.21	3.20
				13	11.0	0.34	0.38	3.57
14	0.0	0.00	0.00	14	22.4	0.69	0.77	4.34
15	0.0	0.00	0.00	15	33.4	1.03	1.14	5.48
16	0.0	0.00	0.00	16	49.0	1.50	1.68	7.16
17	0.0	0.00	0.00	17	86.4	2.65	2.96	10.11
18	0.0	0.00	0.00	18	126.6	3.89	4.33	14.44
19	0.0	0.00	0.00	19	226.8	6.96	7.76	22.20
20	1.4	0.08	0.08	20	389.2	11.95	13.31	35.52
21	0.0	0.00	0.08	21	515.0	15.81	17.62	53.13
22	3.6	0.21	0.29	22	502.6	15.43	17.19	70.33
23	6.2	0.36	0.65	23	421.4	12.94	14.42	84.74
24	5.0	0.29	0.94	24	193.0	5.93	6.60	91.35
25	13.8	0.80	1.74	25	158.0	4.85	5.41	96.75
26	9.8	0.57	2.31	26	64.2	1.97	2.20	98.95
27	21.0	1.22	3.53	27	25.6	0.79	0.88	99.82
28	16.6	0.96	4.50	28	5.2	0.16	0.18	100.00
29	26.2	1.52	6.02	29	0.0	0.00	0.00	100.00
30	35.8	2.08	8.10	30	0.0	0.00	0.00	100.00
31	42.4	2.46	10.56	31	0.0	0.00	0.00	100.00
32	87.4	5.08	15.64	32	0.0	0.00	0.00	100.00
33	112.4	6.53	22.18	Total	3257.0	100	100	
34	91.2	5.30	27.48	Hull wt	1144.6			
35	166.8	9.69	37.17	Wt w/o SS	2923.2			
36	185.6	10.79	47.95	Percent Hulls		26.00		
37	174.2	10.12	58.08	Percent Meats		74.00		
38	238.0	13.83	71.91			100		
39	127.4	7.40	79.31					
40	155.2	9.02	88.33					
41	115.2	6.69	95.03					
42	59.8	3.48	98.50					
44	25.8	1.50	100.00					
46	0.0	0.00	100.00					
48	0.0	0.00	100.00					
POD WT.	1720.8							



LOCATION 50 UPPT 2009 SIZE DISTRIBUTION CUMULATIVE WEIGHT PERCENT TABLE

N05024J

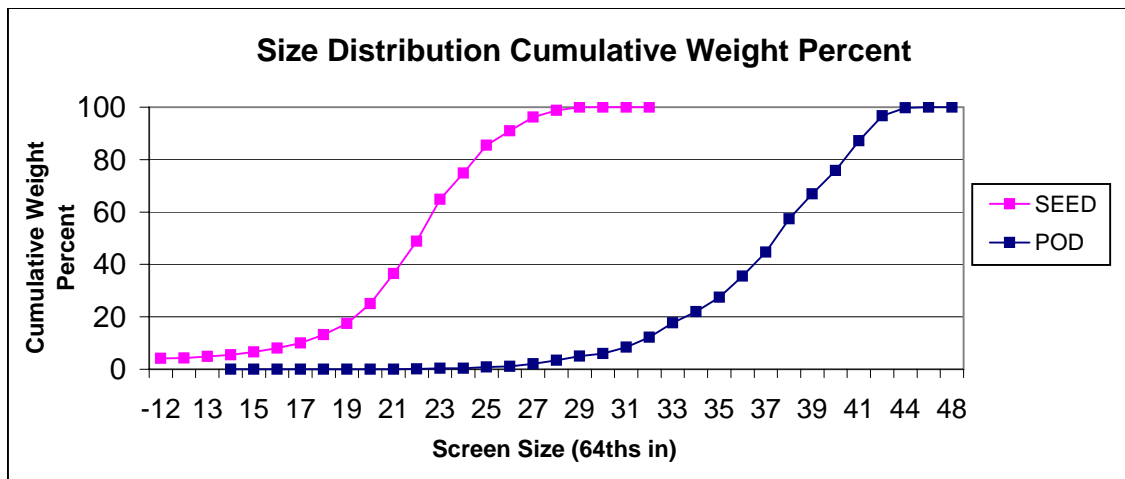
POD				SEED				
SCREEN SIZE	Weight	Wt %	Cum. Wt. %	SCREEN SIZE	Weight	Wt %	Wt % w/o SS	Cum. Wt %
				SS	450.8	13.95	---	---
				-12 & -20R	115.2	3.56	4.14	4.14
				12	5.2	0.16	0.19	4.33
				13	15.8	0.49	0.57	4.90
14	0.0	0.00	0.00	14	18.2	0.56	0.65	5.55
15	0.0	0.00	0.00	15	29.2	0.90	1.05	6.60
16	0.0	0.00	0.00	16	39.0	1.21	1.40	8.00
17	0.0	0.00	0.00	17	55.2	1.71	1.98	9.99
18	0.0	0.00	0.00	18	89.4	2.77	3.21	13.20
19	0.0	0.00	0.00	19	117.6	3.64	4.23	17.43
20	0.0	0.00	0.00	20	210.6	6.51	7.57	25.00
21	0.8	0.05	0.05	21	320.2	9.91	11.51	36.51
22	1.0	0.06	0.11	22	344.6	10.66	12.39	48.90
23	5.2	0.31	0.41	23	442.0	13.67	15.89	64.79
24	0.2	0.01	0.42	24	280.4	8.67	10.08	74.87
25	6.8	0.40	0.83	25	294.8	9.12	10.60	85.46
26	5.0	0.29	1.12	26	152.6	4.72	5.49	90.95
27	17.0	1.00	2.12	27	146.8	4.54	5.28	96.23
28	22.2	1.31	3.43	28	70.8	2.19	2.55	98.77
29	26.0	1.53	4.97	29	32.6	1.01	1.17	99.94
30	17.6	1.04	6.01	30	0.0	0.00	0.00	99.94
31	41.0	2.42	8.42	31	1.6	0.05	0.06	100.00
32	63.6	3.75	12.18	32	0.0	0.00	0.00	100.00
33	94.0	5.55	17.72	Total	3232.6	100	100	
34	73.0	4.31	22.03	Hull wt	1113.0			
35	91.6	5.40	27.43	Wt w/o SS	2781.8			
36	137.8	8.13	35.56	Percent Hulls		25.61		
37	154.2	9.10	44.66	Percent Meats		74.39		
38	215.0	12.68	57.35			100		
39	161.4	9.52	66.87					
40	152.6	9.00	75.87					
41	192.6	11.36	87.23					
42	160.8	9.49	96.72					
44	52.0	3.07	99.79					
46	3.6	0.21	100.00					
48	0.0	0.00	100.00					
POD WT.	1695.0							



LOCATION 50 UPPT 2009 SIZE DISTRIBUTION CUMULATIVE WEIGHT PERCENT TABLE

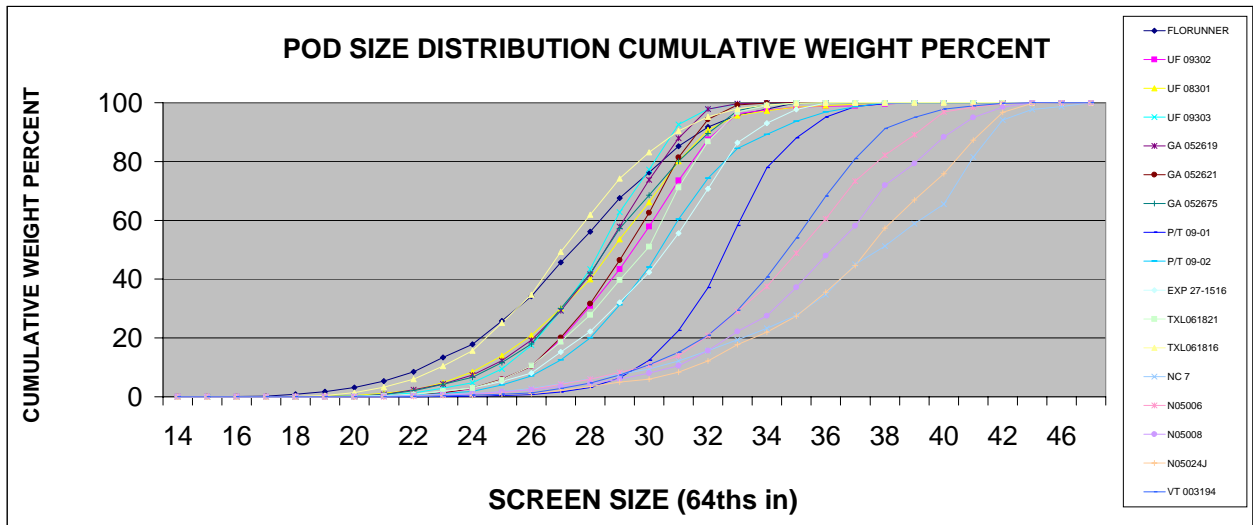
VT 003194

POD				SEED				
SCREEN SIZE	Weight	Wt %	Cum. Wt. %	SCREEN SIZE	Weight	Wt %	Wt % w/o SS	Cum. Wt %
				SS	361.8	11.23	---	---
				-12 & -20R	130.0	4.03	4.54	4.54
				12	8.4	0.26	0.29	4.84
				13	18.0	0.56	0.63	5.47
14	0.0	0.00	0.00	14	26.4	0.82	0.92	6.39
15	0.0	0.00	0.00	15	38.8	1.20	1.36	7.75
16	0.0	0.00	0.00	16	62.4	1.94	2.18	9.93
17	0.0	0.00	0.00	17	107.0	3.32	3.74	13.67
18	0.0	0.00	0.00	18	147.2	4.57	5.15	18.82
19	0.0	0.00	0.00	19	207.8	6.45	7.26	26.08
20	0.0	0.00	0.00	20	341.4	10.60	11.94	38.02
21	0.4	0.02	0.02	21	424.4	13.17	14.84	52.85
22	1.6	0.10	0.12	22	432.2	13.41	15.11	67.96
23	4.0	0.25	0.37	23	412.0	12.79	14.40	82.37
24	3.6	0.22	0.59	24	206.2	6.40	7.21	89.57
25	4.6	0.28	0.88	25	200.8	6.23	7.02	96.59
26	6.8	0.42	1.29	26	60.4	1.87	2.11	98.71
27	24.2	1.49	2.79	27	28.2	0.88	0.99	99.69
28	31.2	1.92	4.71	28	6.8	0.21	0.24	99.93
29	43.8	2.70	7.41	29	2.0	0.06	0.07	100.00
30	56.8	3.50	10.91	30	0.0	0.00	0.00	100.00
31	68.4	4.22	15.13	31	0.0	0.00	0.00	100.00
32	92.8	5.72	20.85	32	0.0	0.00	0.00	100.00
33	138.4	8.53	29.38	Total	3222.2	100	100	
34	184.2	11.35	40.73	Hull wt	1163.0			
35	215.6	13.29	54.03	Wt w/o SS	2860.4			
36	230.8	14.23	68.25	Percent Hulls		26.52		
37	206.4	12.72	80.98	Percent Meats		73.48		
38	165.6	10.21	91.18			100		
39	61.2	3.77	94.96					
40	46.6	2.87	97.83					
41	18.0	1.11	98.94					
42	14.0	0.86	99.80					
44	3.2	0.20	100.00					
46	0.0	0.00	100.00					
48	0.0	0.00	100.00					
POD WT.	1622.2							



LOCATION 50 UPPT 2009 POD SIZE DISTRIBUTION CUMULATIVE WEIGHT PERCENT TABLE

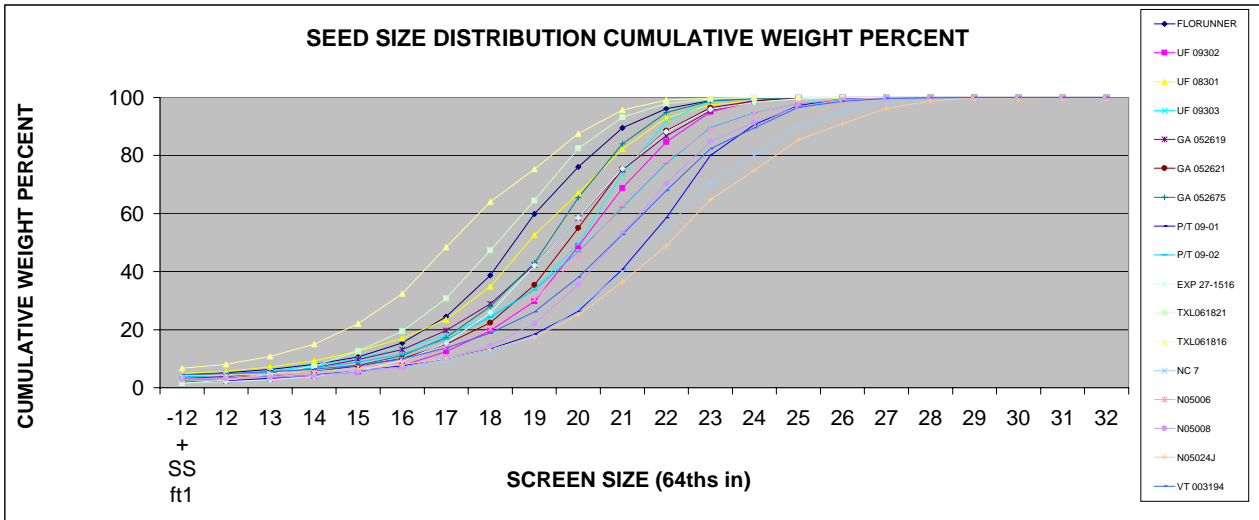
SCREEN	ENTRY NUMBER																		
	SIZE	FLORUNNER	UF 09302	UF 08301	UF 09303	GA 052619	GA 052621	GA 052675	P/T 09-01	P/T 09-02	EXP 27-1516	TXL061821	TXL061816	NC 7	N05006	N05008	N05024J	VT 003194	
14	0.00	0.00	0.00	0.00	0.00	0.00	0.00	0.00	0.00	0.00	0.00	0.00	0.00	0.00	0.00	0.00	0.00	0.00	0.00
15	0.00	0.00	0.00	0.00	0.00	0.00	0.00	0.00	0.00	0.00	0.00	0.00	0.00	0.00	0.00	0.00	0.00	0.00	0.00
16	0.06	0.00	0.00	0.00	0.00	0.00	0.00	0.00	0.00	0.00	0.00	0.00	0.00	0.00	0.00	0.00	0.00	0.00	0.00
17	0.27	0.00	0.00	0.00	0.00	0.00	0.00	0.00	0.00	0.00	0.00	0.00	0.00	0.00	0.00	0.00	0.00	0.00	0.00
18	0.91	0.00	0.05	0.00	0.00	0.00	0.00	0.00	0.00	0.00	0.00	0.00	0.09	0.00	0.00	0.00	0.00	0.00	0.00
19	1.71	0.08	0.25	0.07	0.06	0.00	0.10	0.00	0.02	0.00	0.00	0.43	0.00	0.00	0.00	0.00	0.00	0.00	0.00
20	3.13	0.19	0.43	0.17	0.16	0.00	0.27	0.00	0.15	0.17	0.04	1.46	0.16	0.00	0.08	0.00	0.00	0.00	0.00
21	5.30	0.39	1.16	0.57	0.76	0.37	0.78	0.00	0.32	0.43	0.34	3.22	0.22	0.02	0.08	0.05	0.05	0.02	0.02
22	8.46	0.71	2.28	1.35	2.36	0.86	2.03	0.00	0.64	0.83	0.77	5.99	0.52	0.17	0.29	0.11	0.12	0.12	0.12
23	13.34	1.48	4.77	2.92	4.40	1.36	4.25	0.11	1.08	1.93	1.90	10.50	0.90	0.57	0.65	0.41	0.37	0.37	0.37
24	17.84	2.68	8.43	4.78	7.40	2.95	6.66	0.24	1.83	2.89	2.97	15.72	1.08	0.84	0.94	0.42	0.59	0.59	0.59
25	25.82	5.84	13.90	9.48	12.29	5.97	11.70	0.44	3.98	5.21	5.79	25.14	1.71	1.38	1.74	0.83	0.88	0.88	0.88
26	34.21	10.41	20.92	17.49	19.21	10.31	17.99	0.81	7.02	8.09	10.52	34.74	2.84	2.55	2.31	1.12	1.29	1.29	1.29
27	45.70	19.53	30.08	29.30	29.30	20.13	30.02	1.62	12.56	15.21	18.72	49.29	4.46	4.28	3.53	2.12	2.79	2.79	2.79
28	56.17	30.86	39.95	43.46	41.67	31.65	41.95	3.15	20.06	22.20	27.90	61.89	6.11	6.01	4.50	3.43	4.71	4.71	4.71
29	67.58	43.41	53.55	62.76	57.91	46.43	57.25	6.43	31.22	32.11	39.76	74.22	7.61	8.26	6.02	4.97	7.41	7.41	7.41
30	76.28	57.84	66.17	77.25	73.76	62.53	68.55	12.42	44.11	42.31	51.06	83.16	9.52	10.68	8.10	6.01	10.91	10.91	10.91
31	85.24	73.55	80.07	92.56	87.92	81.44	80.12	22.56	60.34	55.65	71.19	90.46	12.23	13.98	10.56	8.42	15.13	15.13	15.13
32	91.75	87.47	90.80	97.83	97.83	94.39	89.52	37.07	74.30	70.76	86.81	95.25	15.67	20.77	15.64	12.18	20.85	20.85	20.85
33	95.76	96.28	95.65	99.60	99.67	99.24	97.25	58.26	84.41	86.39	96.89	97.91	19.41	29.06	22.18	17.72	29.38	29.38	29.38
34	97.80	97.52	97.30	99.87	99.94	99.93	99.49	77.87	89.21	93.07	98.98	99.28	23.23	37.50	27.48	22.03	40.73	40.73	40.73
35	100.00	98.51	98.48	99.87	100.00	100.00	99.65	88.02	93.65	97.72	99.87	99.79	27.72	48.85	37.17	27.43	54.03	54.03	54.03
36	100.00	98.80	99.06	100.00	100.00	100.00	99.93	95.14	96.81	99.89	99.87	100.00	34.71	60.54	47.95	35.56	68.25	68.25	68.25
37	100.00	98.94	99.48	100.00	100.00	100.00	100.00	98.64	98.59	100.00	100.00	100.00	45.01	73.36	58.08	44.66	80.98	80.98	80.98
38	100.00	99.53	100.00	100.00	100.00	100.00	100.00	99.71	100.00	100.00	100.00	100.00	51.24	82.11	71.91	57.35	91.18	91.18	91.18
39	100.00	100.00	100.00	100.00	100.00	100.00	100.00	100.00	100.00	100.00	100.00	100.00	58.83	89.13	79.31	66.87	94.96	94.96	94.96
40	100.00	100.00	100.00	100.00	100.00	100.00	100.00	100.00	100.00	100.00	100.00	100.00	65.49	96.80	88.33	75.87	97.83	97.83	97.83
41	100.00	100.00	100.00	100.00	100.00	100.00	100.00	100.00	100.00	100.00	100.00	100.00	81.51	98.46	95.03	87.23	98.94	98.94	98.94
42	100.00	100.00	100.00	100.00	100.00	100.00	100.00	100.00	100.00	100.00	100.00	100.00	94.17	99.52	98.50	96.72	99.80	99.80	99.80
44	100.00	100.00	100.00	100.00	100.00	100.00	100.00	100.00	100.00	100.00	100.00	100.00	97.69	100.00	100.00	99.79	100.00	100.00	100.00
46	100.00	100.00	100.00	100.00	100.00	100.00	100.00	100.00	100.00	100.00	100.00	100.00	98.71	100.00	100.00	100.00	100.00	100.00	100.00
48	100.00	100.00	100.00	100.00	100.00	100.00	100.00	100.00	100.00	100.00	100.00	100.00	100.00	100.00	100.00	100.00	100.00	100.00	100.00



LOCATION 50 UPPT 2009 SEED SIZE DISTRIBUTION CUMULATIVE WEIGHT PERCENT TABLE

SCREEN SIZE	ENTRY NUMBER																
	FLORUNNER	UF 09302	UF 08301	UF 09303	GA 052619	GA 052621	GA 052675	P/T 09-01	P/T 09-02	EXP 27-1516	TXL061821	TXL061816	NC 7	N05006	N05008	N05024J	VT 003194
-12 + SS ft ¹	4.44	1.92	4.91	3.74	3.21	2.79	2.64	1.81	3.66	1.66	1.57	6.75	4.15	2.89	2.98	4.14	4.54
12	5.17	2.34	5.61	4.37	3.89	3.29	3.17	2.33	4.28	2.10	2.66	8.01	4.37	3.25	3.20	4.33	4.84
13	6.33	3.09	7.16	5.73	5.11	4.24	4.08	3.31	5.25	2.73	4.62	10.76	4.68	4.16	3.57	4.90	5.47
14	8.02	4.04	9.23	7.66	6.84	5.49	5.52	4.39	6.79	3.88	7.50	14.96	5.20	5.34	4.34	5.55	6.39
15	10.63	5.46	12.57	10.12	9.68	7.46	7.72	5.78	8.85	5.80	12.65	22.04	6.04	7.04	5.48	6.60	7.75
16	15.43	7.61	17.02	13.39	13.12	10.06	11.00	7.48	11.57	9.37	19.38	32.39	7.03	9.75	7.16	8.00	9.93
17	24.48	12.41	23.46	18.20	19.76	15.00	17.30	10.00	16.65	15.33	30.74	48.36	9.00	13.96	10.11	9.99	13.67
18	38.68	19.59	34.87	24.76	28.84	22.40	28.00	13.38	24.28	25.77	47.29	64.02	12.33	20.27	14.44	13.20	18.82
19	59.88	29.82	52.63	33.85	42.32	35.43	42.97	18.37	33.73	42.06	64.51	75.28	17.18	30.52	22.20	17.43	26.08
20	76.11	48.72	67.01	49.75	58.48	54.97	65.48	26.39	46.83	58.55	82.48	87.49	27.10	45.17	35.52	25.00	38.02
21	89.47	68.75	82.29	73.63	75.05	75.40	83.99	40.84	62.17	75.55	93.18	95.71	40.05	63.28	53.13	36.51	52.85
22	96.20	84.69	92.92	91.70	86.78	88.49	94.77	58.60	77.23	88.21	97.94	99.15	55.11	78.23	70.33	48.90	67.96
23	98.95	95.05	97.48	98.77	95.51	96.47	98.84	80.07	89.67	95.87	99.47	99.76	70.56	88.98	84.74	64.79	82.37
24	99.67	98.69	98.82	99.90	98.87	98.84	99.68	90.62	94.69	98.33	99.84	100.00	80.08	94.47	91.35	74.87	89.57
25	99.95	99.84	99.49	100.00	99.94	99.87	99.93	97.22	97.90	99.58	100.00	100.00	90.38	98.10	96.75	85.46	96.59
26	100.00	100.00	99.71	100.00	100.00	100.00	100.00	99.59	99.22	99.93	100.00	100.00	95.16	99.38	98.95	90.95	98.71
27	100.00	100.00	99.86	100.00	100.00	100.00	100.00	99.91	99.72	100.00	100.00	100.00	98.19	99.78	99.82	96.23	99.69
28	100.00	100.00	100.00	100.00	100.00	100.00	100.00	100.00	100.00	100.00	100.00	100.00	99.50	99.97	100.00	98.77	99.93
29	100.00	100.00	100.00	100.00	100.00	100.00	100.00	100.00	100.00	100.00	100.00	100.00	99.93	100.00	100.00	99.94	100.00
30	100.00	100.00	100.00	100.00	100.00	100.00	100.00	100.00	100.00	100.00	100.00	100.00	100.00	100.00	100.00	99.94	100.00
31	100.00	100.00	100.00	100.00	100.00	100.00	100.00	100.00	100.00	100.00	100.00	100.00	100.00	100.00	100.00	100.00	100.00
32	100.00	100.00	100.00	100.00	100.00	100.00	100.00	100.00	100.00	100.00	100.00	100.00	100.00	100.00	100.00	100.00	100.00

¹ SS ft IS -17R, -20R, OR -16R FOR RUNNER, VIRGINIA OR SPANISH MARKET TYPES, RESPECTIVELY



LOCATION 50 UPPT 2009 SEED COUNT/POUND TABLE

FLORUNNER

Weight of 100 seed

	Wt (g)	Wt of 1 seed	Count/lb
Jumbo	69.2	0.692	655
Medium	53.0	0.530	856
Number 1	42.2	0.422	1075
Splits	22.2	0.222	2043

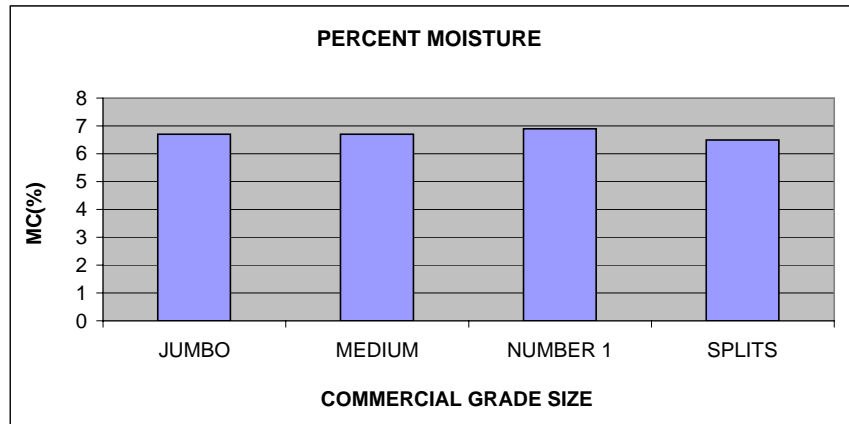
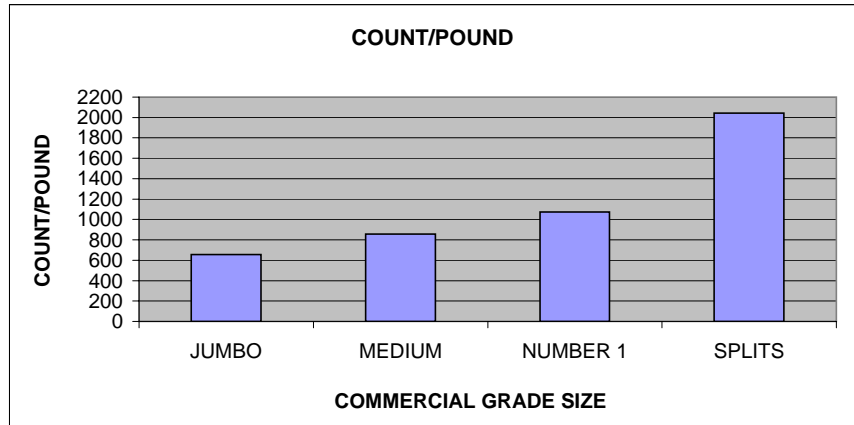
LOCATION 50 SEED MOISTURE CONTENT TABLE

FLORUNNER

GAC 2000 Percent Moisture & Density

	MC*	kg/hl
Jumbo	6.7	58.6
Medium	6.7	62.0
Number 1	6.9	61.5
Splits	6.5	56.8

* NA INDICATES THAT THERE WAS NOT ENOUGH MATERIAL FOR THE GAC 2000 TO READ



LOCATION 50 UPPT 2009 SEED COUNT/POUND TABLE

UF 09302

Weight of 100 seed

	Wt (g)	Wt of 1 seed	Count/lb
Jumbo	71.0	0.710	639
Medium	57.8	0.578	785
Number 1	42.2	0.422	1075
Splits	24.0	0.240	1890

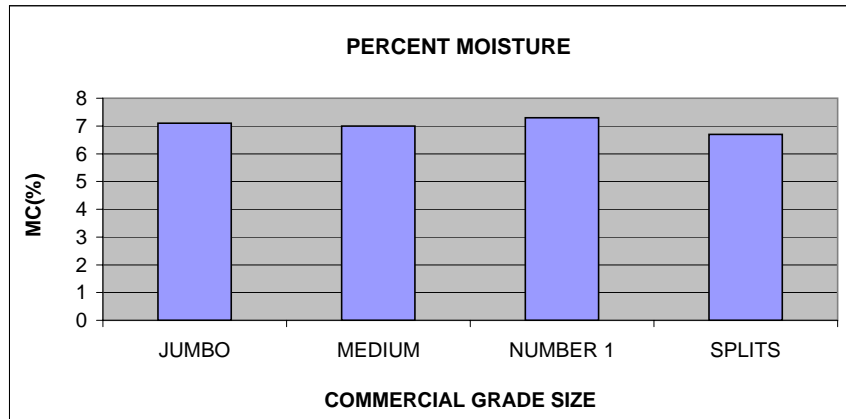
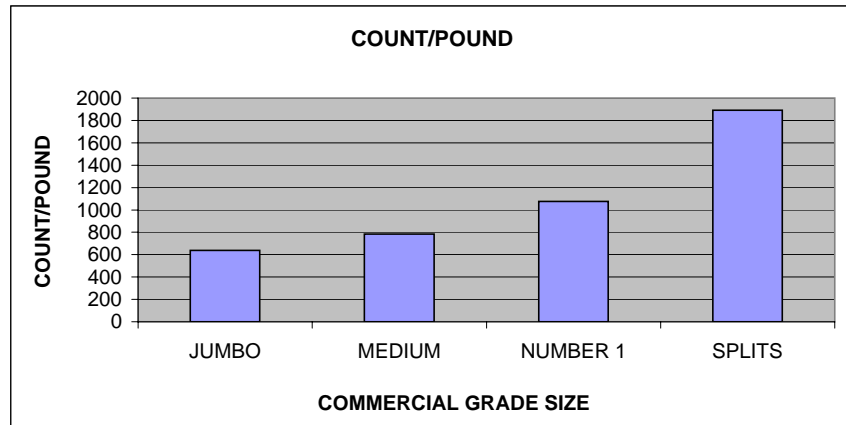
LOCATION 50 SEED MOISTURE CONTENT TABLE

UF 09302

GAC 2000 Percent Moisture & Density

	MC*	kg/hl
Jumbo	7.1	57.5
Medium	7.0	62.1
Number 1	7.3	59.1
Splits	6.7	55.8

* NA INDICATES THAT THERE WAS NOT ENOUGH MATERIAL FOR THE GAC 2000 TO READ



LOCATION 50 UPPT 2009 SEED COUNT/POUND TABLE

UF 08301

Weight of 100 seed

	Wt (g)	Wt of 1 seed	Count/lb
Jumbo	75.6	0.756	600
Medium	61.4	0.614	739
Number 1	41.6	0.416	1090
Splits	27.4	0.274	1655

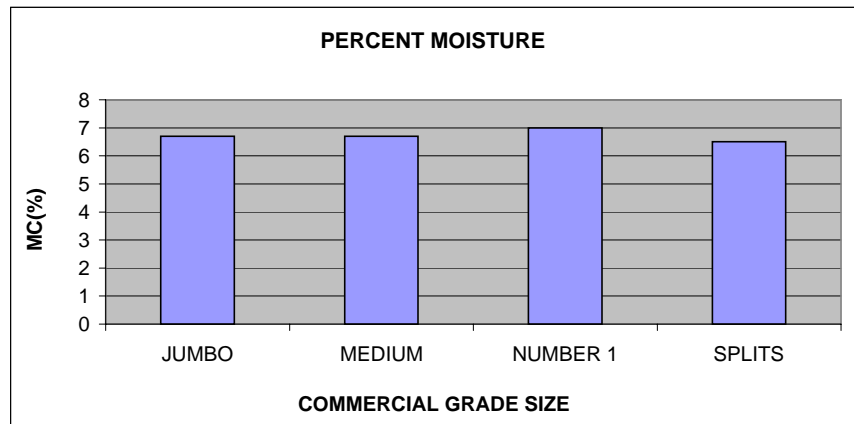
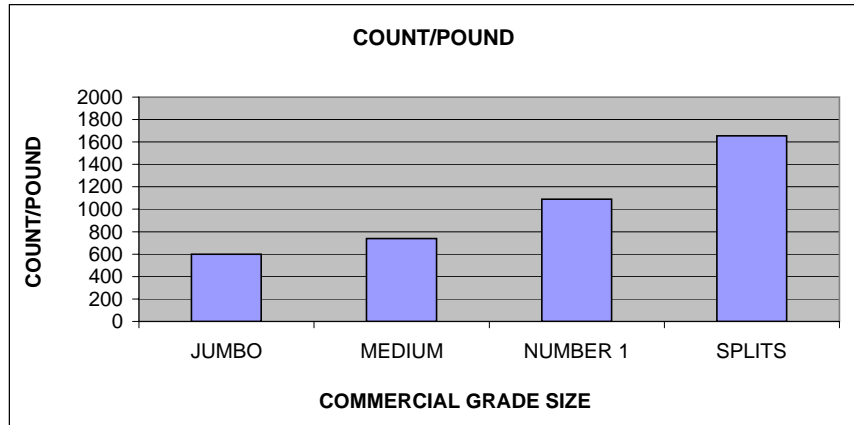
LOCATION 50 SEED MOISTURE CONTENT TABLE

UF 08301

GAC 2000 Percent Moisture & Density

	MC*	kg/hl
Jumbo	6.7	57.9
Medium	6.7	61.5
Number 1	7.0	61.2
Splits	6.5	55.5

* NA INDICATES THAT THERE WAS NOT ENOUGH MATERIAL FOR THE GAC 2000 TO READ



LOCATION 50 UPPT 2009 SEED COUNT/POUND TABLE

UF 09303

Weight of 100 seed

	Wt (g)	Wt of 1 seed	Count/lb
Jumbo	71.8	0.718	632
Medium	55.0	0.550	825
Number 1	40.8	0.408	1112
Splits	30.4	0.304	1492

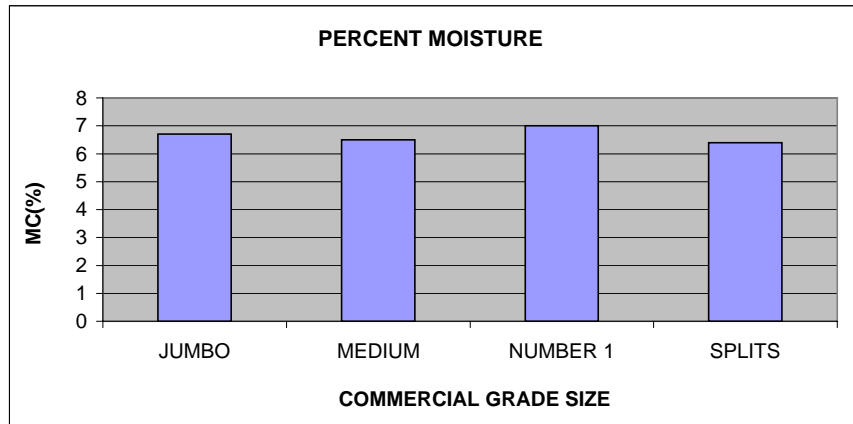
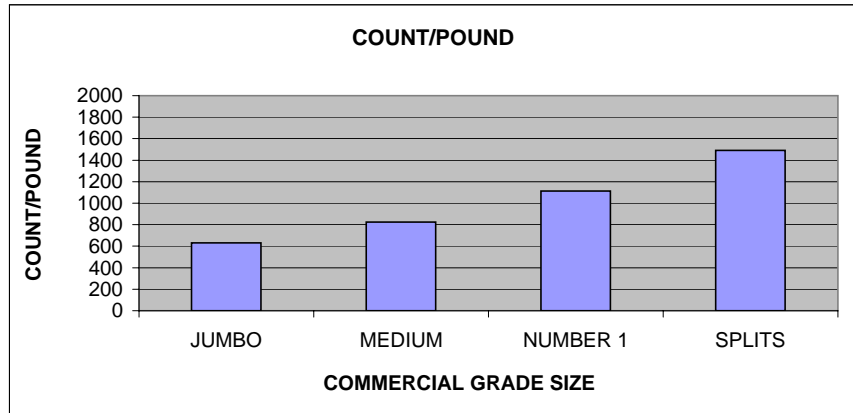
LOCATION 50 SEED MOISTURE CONTENT TABLE

UF 09303

GAC 2000 Percent Moisture & Density

	MC*	kg/hl
Jumbo	6.7	57.8
Medium	6.5	61.8
Number 1	7.0	60.7
Splits	6.4	57.5

* NA INDICATES THAT THERE WAS NOT ENOUGH MATERIAL FOR THE GAC 2000 TO READ



LOCATION 50 UPPT 2009 SEED COUNT/POUND TABLE

GA 052619

Weight of 100 seed

	Wt (g)	Wt of 1 seed	Count/lb
Jumbo	70.2	0.702	646
Medium	55.2	0.552	822
Number 1	33.4	0.334	1358
Splits	24.0	0.240	1890

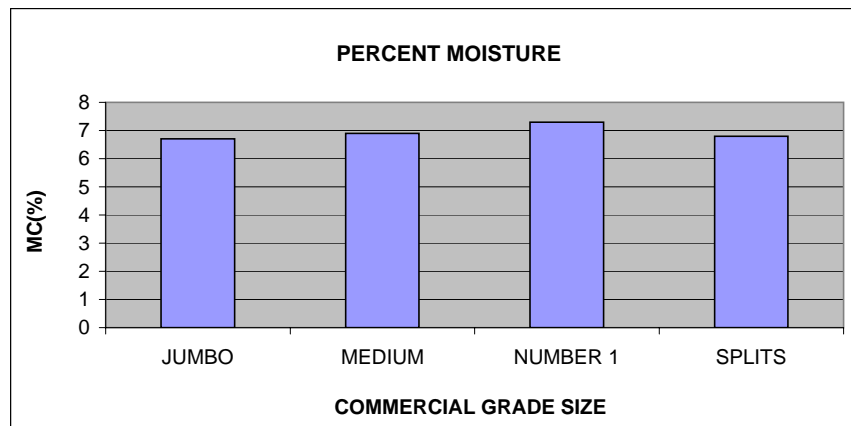
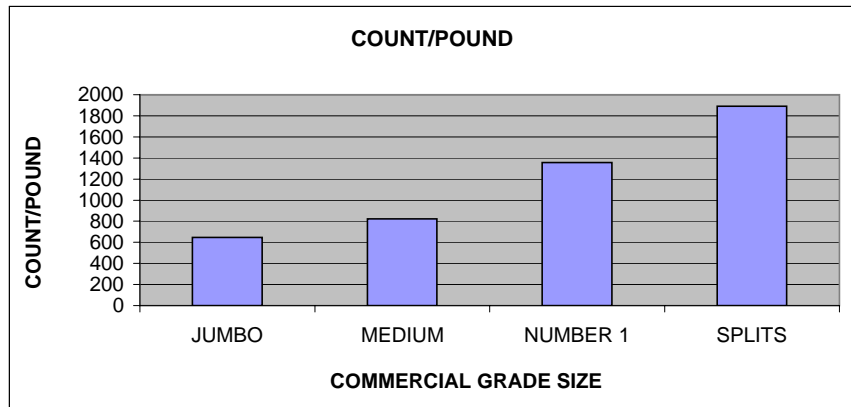
LOCATION 50 SEED MOISTURE CONTENT TABLE

GA 052619

GAC 2000 Percent Moisture & Density

	MC*	kg/hl
Jumbo	6.7	61.8
Medium	6.9	62.5
Number 1	7.3	64.4
Splits	6.8	57.5

* NA INDICATES THAT THERE WAS NOT ENOUGH MATERIAL FOR THE GAC 2000 TO READ



LOCATION 50 UPPT 2009 SEED COUNT/POUND TABLE

GA 052621

Weight of 100 seed

	Wt (g)	Wt of 1 seed	Count/lb
Jumbo	64.4	0.644	704
Medium	58.2	0.582	779
Number 1	35.8	0.358	1267
Splits	22.0	0.220	2062

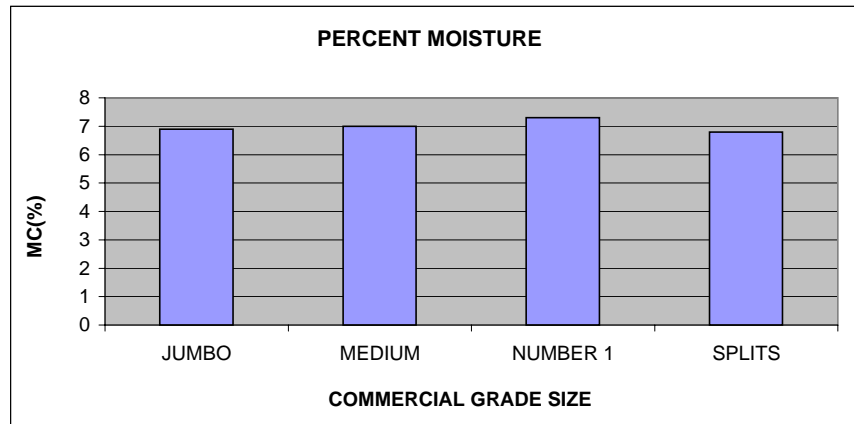
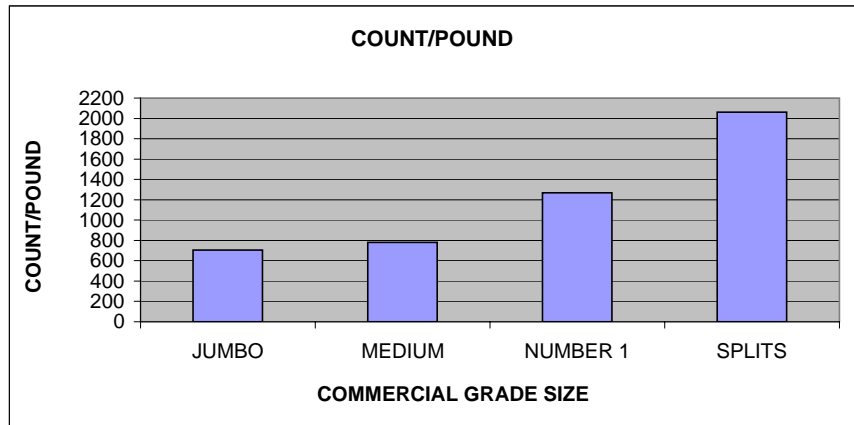
LOCATION 50 SEED MOISTURE CONTENT TABLE

GA 052621

GAC 2000 Percent Moisture & Density

	MC*	kg/hl
Jumbo	6.9	60.5
Medium	7.0	61.8
Number 1	7.3	61.2
Splits	6.8	57.9

* NA INDICATES THAT THERE WAS NOT ENOUGH MATERIAL FOR THE GAC 2000 TO READ



LOCATION 50 UPPT 2009 SEED COUNT/POUND TABLE

GA 052675

Weight of 100 seed

	Wt (g)	Wt of 1 seed	Count/lb
Jumbo	71.2	0.712	637
Medium	54.6	0.546	831
Number 1	36.2	0.362	1253
Splits	24.6	0.246	1844

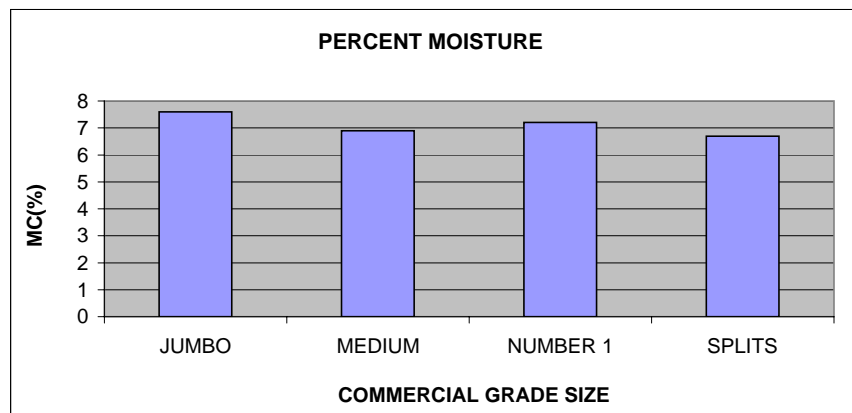
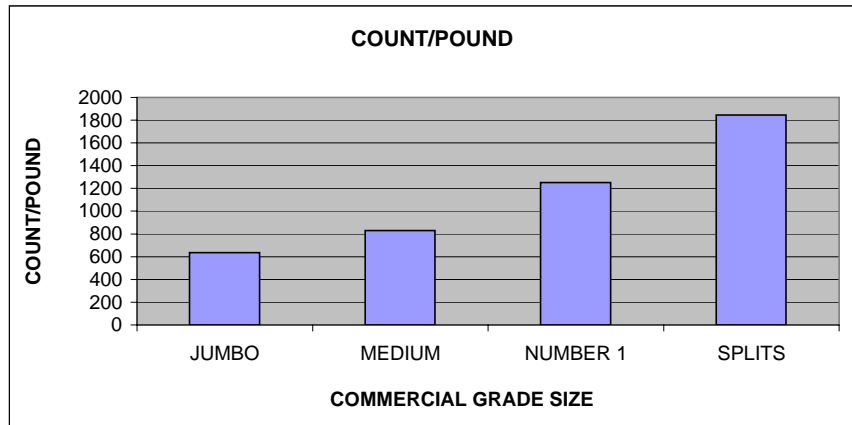
LOCATION 50 SEED MOISTURE CONTENT TABLE

GA 052675

GAC 2000 Percent Moisture & Density

	MC*	kg/hl
Jumbo	7.6	51.4
Medium	6.9	62.1
Number 1	7.2	61.9
Splits	6.7	57.8

* NA INDICATES THAT THERE WAS NOT ENOUGH MATERIAL FOR THE GAC 2000 TO READ



LOCATION 50 UPPT 2009 SEED COUNT/POUND TABLE

P/T 09-01

Weight of 100 seed

	Wt (g)	Wt of 1 seed	Count/lb
Jumbo	80.6	0.806	563
Medium	55.0	0.550	825
Number 1	34.2	0.342	1326
Splits	33.4	0.334	1358

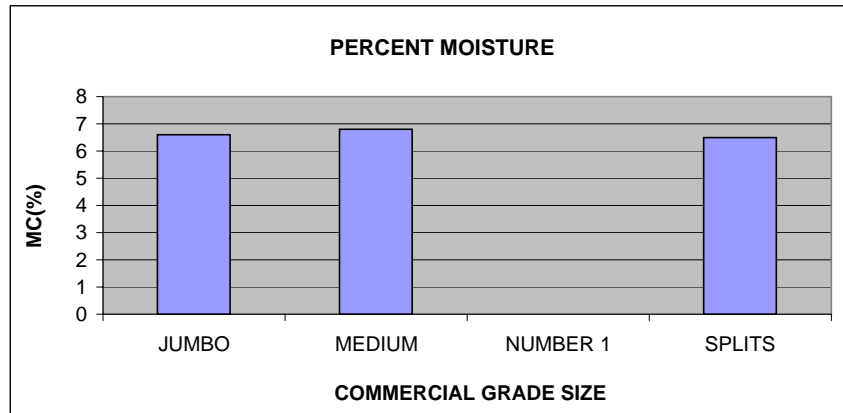
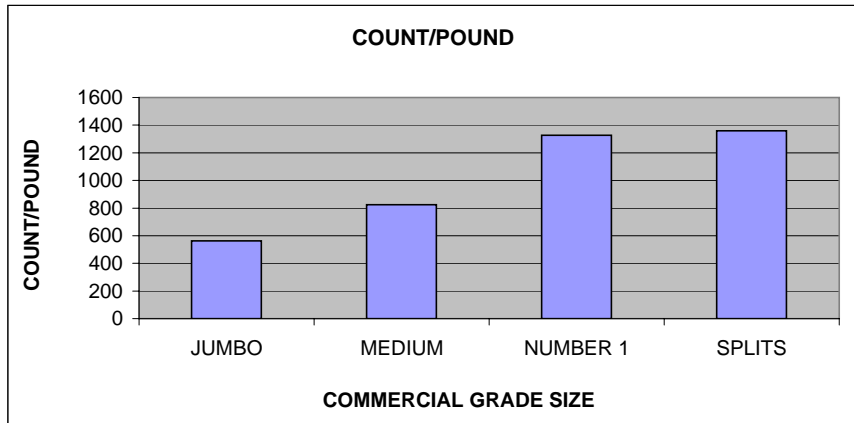
LOCATION 50 SEED MOISTURE CONTENT TABLE

P/T 09-01

GAC 2000 Percent Moisture & Density

	MC*	kg/hl
Jumbo	6.6	61.8
Medium	6.8	59.8
Number 1	N/A	N/A
Splits	6.5	55.4

* NA INDICATES THAT THERE WAS NOT ENOUGH MATERIAL FOR THE GAC 2000 TO READ



LOCATION 50 UPPT 2009 SEED COUNT/POUND TABLE

P/T 09-02

Weight of 100 seed

	Wt (g)	Wt of 1 seed	Count/lb
Jumbo	74.0	0.740	613
Medium	54.0	0.540	840
Number 1	41.0	0.410	1106
Splits	23.8	0.238	1906

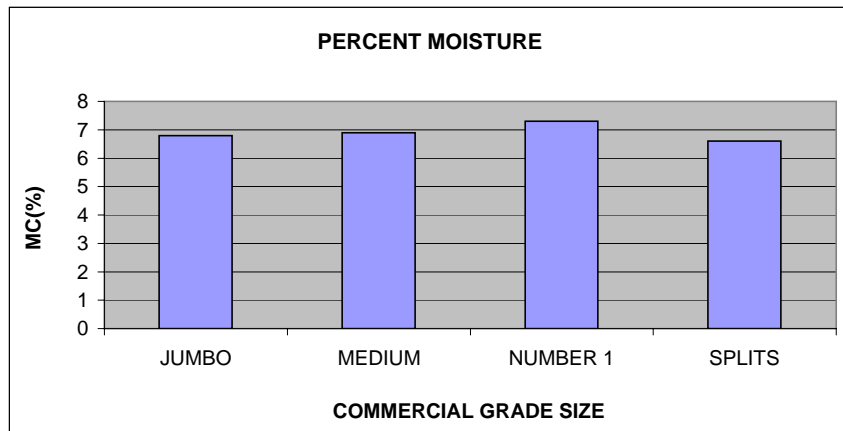
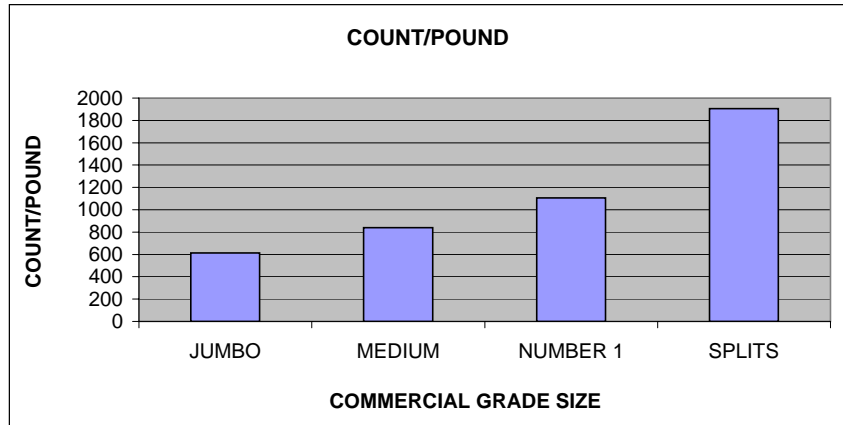
LOCATION 50 SEED MOISTURE CONTENT TABLE

P/T 09-02

GAC 2000 Percent Moisture & Density

	MC*	kg/hl
Jumbo	6.8	58.9
Medium	6.9	60.8
Number 1	7.3	61.1
Splits	6.6	54.9

* NA INDICATES THAT THERE WAS NOT ENOUGH MATERIAL FOR THE GAC 2000 TO READ



LOCATION 50 UPPT 2009 SEED COUNT/POUND TABLE

EXP 27-1516

Weight of 100 seed

	Wt (g)	Wt of 1 seed	Count/lb
Jumbo	71.8	0.718	632
Medium	59.0	0.590	769
Number 1	38.2	0.382	1187
Splits	27.8	0.278	1632

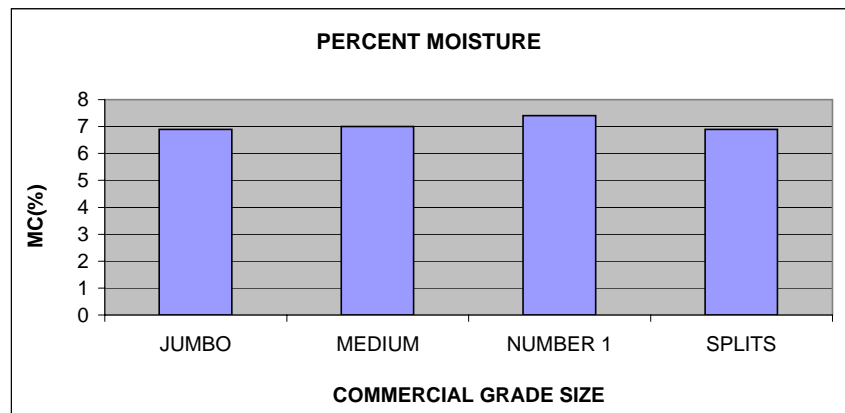
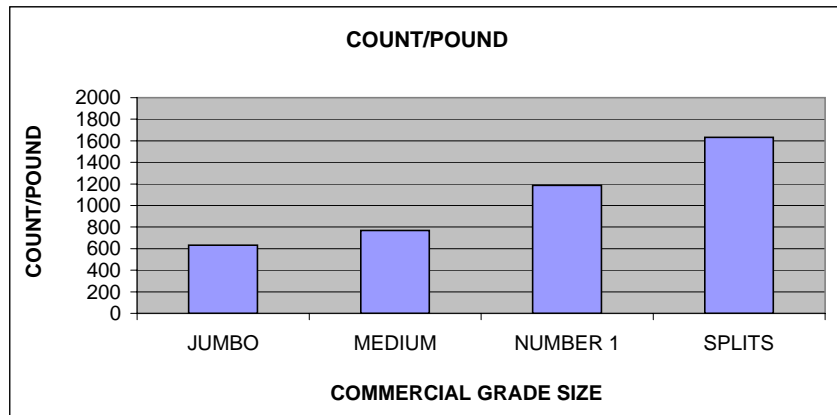
LOCATION 50 SEED MOISTURE CONTENT TABLE

EXP 27-1516

GAC 2000 Percent Moisture & Density

	MC*	kg/hl
Jumbo	6.9	58.8
Medium	7.0	60.1
Number 1	7.4	61.5
Splits	6.9	56.0

* NA INDICATES THAT THERE WAS NOT ENOUGH MATERIAL FOR THE GAC 2000 TO READ



LOCATION 50 UPPT 2009 SEED COUNT/POUND TABLE

TXL061821

Weight of 100 seed

	Wt (g)	Wt of 1 seed	Count/lb
Jumbo	75.4	0.754	602
Medium	57.8	0.578	785
Number 1	47.4	0.474	957
Splits	24.4	0.244	1859

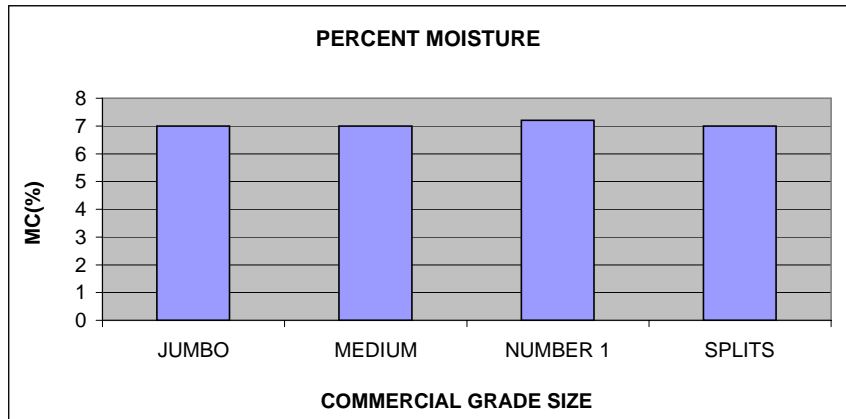
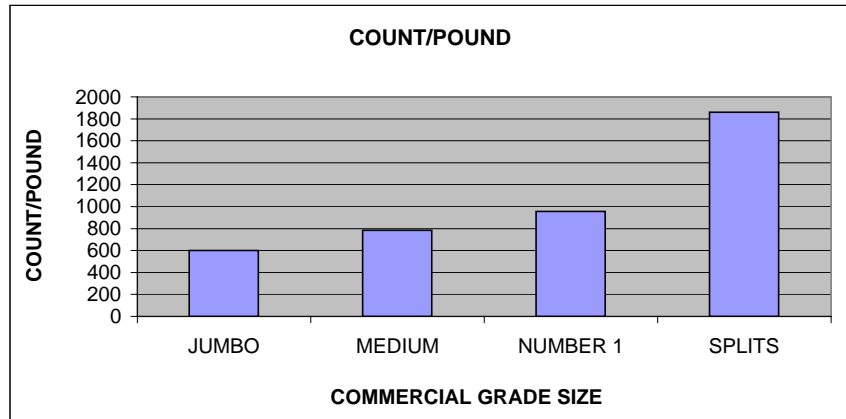
LOCATION 50 SEED MOISTURE CONTENT TABLE

TXL061821

GAC 2000 Percent Moisture & Density

	MC*	kg/hl
Jumbo	7.0	59.1
Medium	7.0	60.8
Number 1	7.2	62.2
Splits	7.0	53.8

* NA INDICATES THAT THERE WAS NOT ENOUGH MATERIAL FOR THE GAC 2000 TO READ



LOCATION 50 UPPT 2009 SEED COUNT/POUND TABLE

TXL061816

Weight of 100 seed

	Wt (g)	Wt of 1 seed	Count/lb
Jumbo	67.0	0.670	677
Medium	53.2	0.532	853
Number 1	40.6	0.406	1117
Splits	21.6	0.216	2100

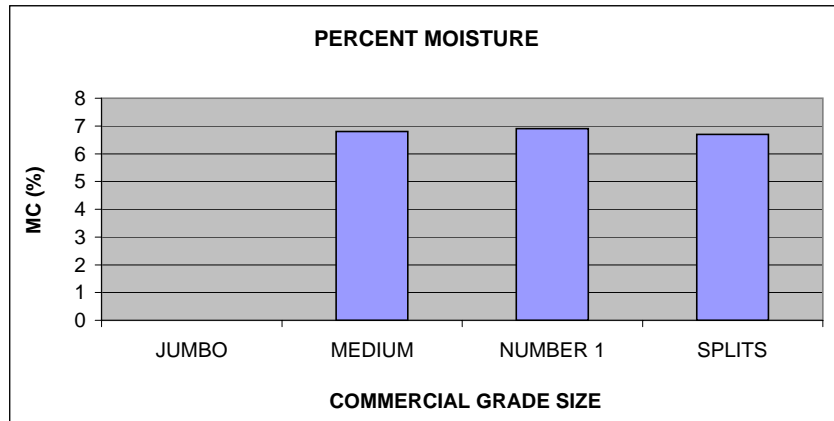
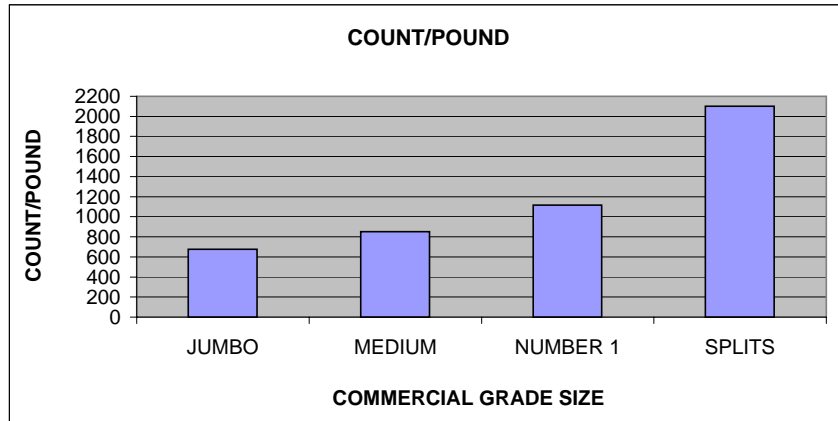
LOCATION 50 SEED MOISTURE CONTENT TABLE

TXL061816

GAC 2000 Percent Moisture & Density

	MC*	kg/hl
Jumbo	N/A	N/A
Medium	6.8	60.0
Number 1	6.9	62.1
Splits	6.7	54.8

* NA INDICATES THAT THERE WAS NOT ENOUGH MATERIAL FOR THE GAC 2000 TO READ



LOCATION 50 UPPT 2009 SEED COUNT/POUND TABLE

NC 7

Weight of 100 seed

	Wt (g)	Wt of 1 seed	Count/lb
Elk	106.2	1.062	427
Medium	59.4	0.594	764
Number 1	38.6	0.386	1175
Splits	42.8	0.428	1060

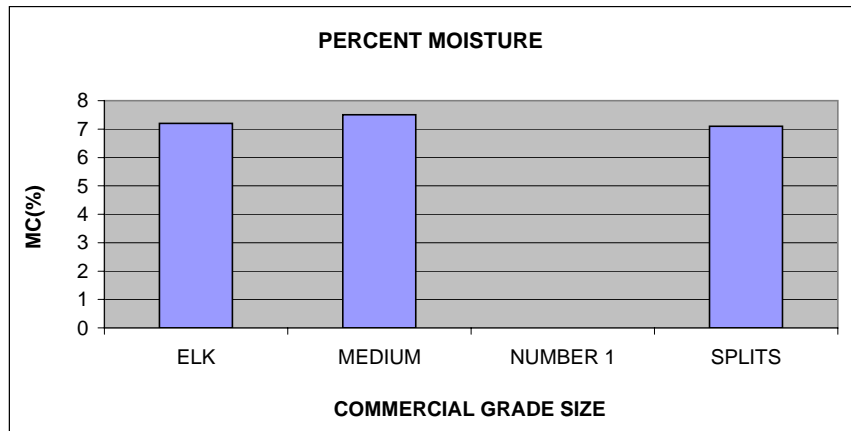
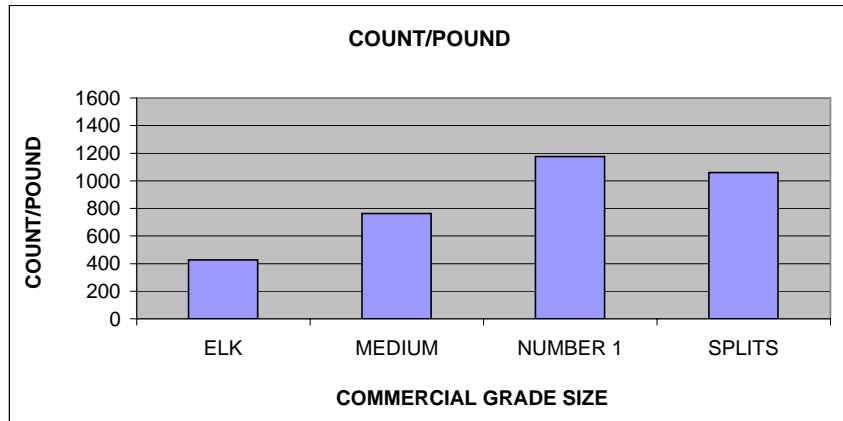
LOCATION 50 SEED MOISTURE CONTENT TABLE

NC 7

GAC 2000 Percent Moisture & Density

	MC*	kg/hl
Elk	7.2	56.5
Medium	7.5	43.7
Number 1	N/A	N/A
Splits	7.1	53.6

* NA INDICATES THAT THERE WAS NOT ENOUGH MATERIAL FOR THE GAC 2000 TO READ



LOCATION 50 UPPT 2009 SEED COUNT/POUND TABLE

N05006

Weight of 100 seed

	Wt (g)	Wt of 1 seed	Count/lb
Elk	92.6	0.926	490
Medium	60.4	0.604	751
Number 1	43.2	0.432	1050
Splits	37.0	0.370	1226

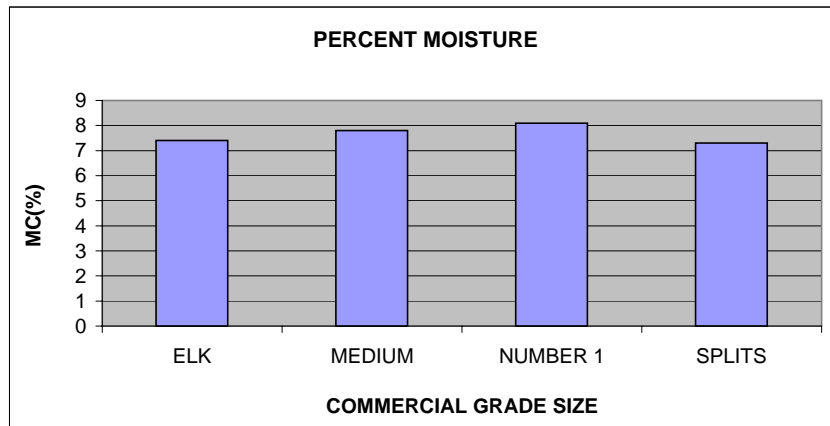
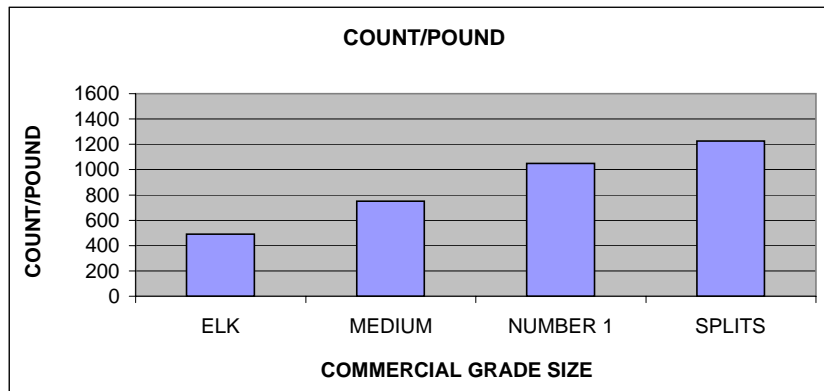
LOCATION 50 SEED MOISTURE CONTENT TABLE

N05006

GAC 2000 Percent Moisture & Density

	MC*	kg/hl
Elk	7.4	58.2
Medium	7.8	60.5
Number 1	8.1	59.7
Splits	7.3	50.9

* NA INDICATES THAT THERE WAS NOT ENOUGH MATERIAL FOR THE GAC 2000 TO READ



LOCATION 50 UPPT 2009 SEED COUNT/POUND TABLE

N05008

Weight of 100 seed

	Wt (g)	Wt of 1 seed	Count/lb
Elk	100.0	1.000	454
Medium	66.2	0.662	685
Number 1	45.2	0.452	1004
Splits	46.6	0.466	973

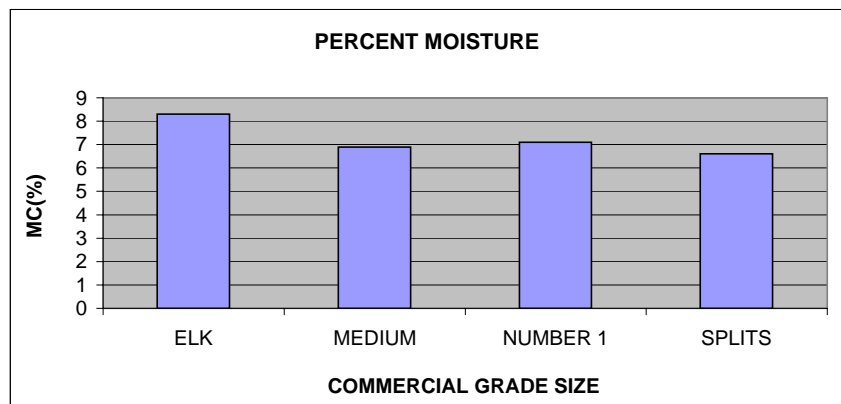
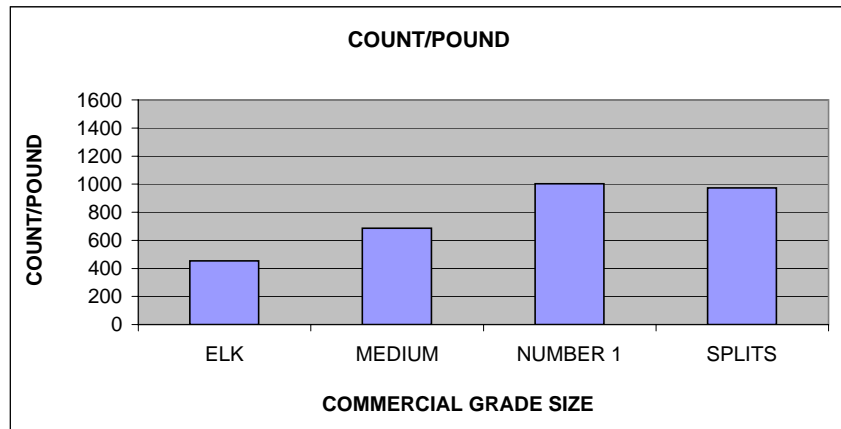
LOCATION 50 SEED MOISTURE CONTENT TABLE

N05008

GAC 2000 Percent Moisture & Density

	MC*	kg/hl
Elk	8.3	42.9
Medium	6.9	58.4
Number 1	7.1	N/A
Splits	6.6	53.9

* NA INDICATES THAT THERE WAS NOT ENOUGH MATERIAL FOR THE GAC 2000 TO READ



LOCATION 50 UPPT 2009 SEED COUNT/POUND TABLE

N05024J

Weight of 100 seed

	Wt (g)	Wt of 1 seed	Count/lb
Elk	104.8	1.048	433
Medium	64.0	0.640	709
Number 1	42.4	0.424	1070
Splits	38.4	0.384	1181

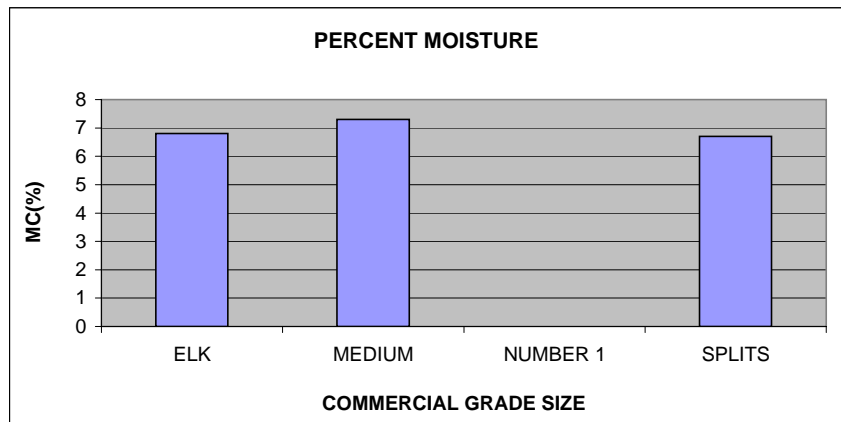
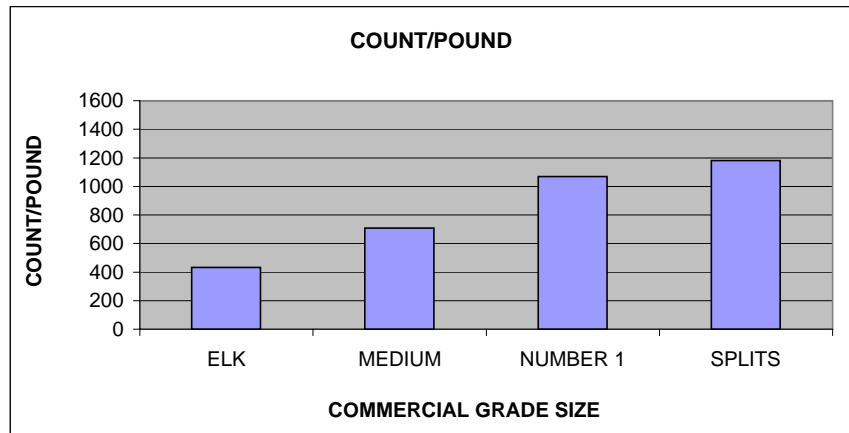
LOCATION 50 SEED MOISTURE CONTENT TABLE

N05024J

GAC 2000 Percent Moisture & Density

	MC*	kg/hl
Elk	6.8	55.8
Medium	7.3	57.4
Number 1	N/A	N/A
Splits	6.7	53.7

* NA INDICATES THAT THERE WAS NOT ENOUGH MATERIAL FOR THE GAC 2000 TO READ



LOCATION 50 UPPT 2009 SEED COUNT/POUND TABLE

VT 003194

Weight of 100 seed

	Wt (g)	Wt of 1 seed	Count/lb
Elk	100.0	1.000	454
Medium	67.0	0.670	677
Number 1	47.6	0.476	953
Splits	37.4	0.374	1213

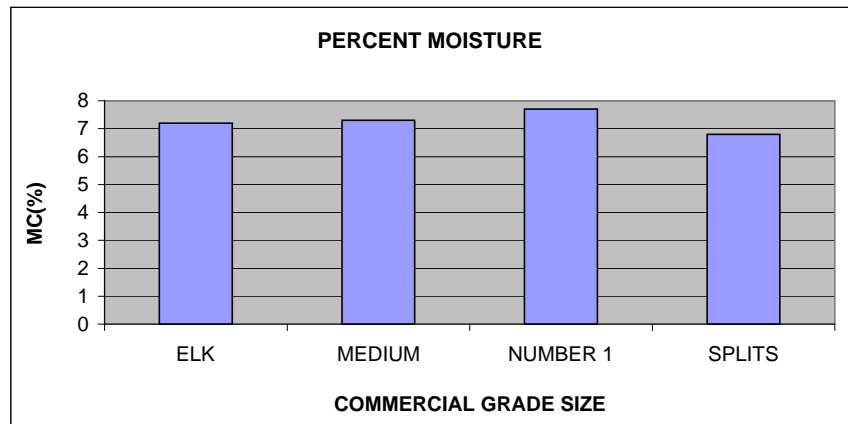
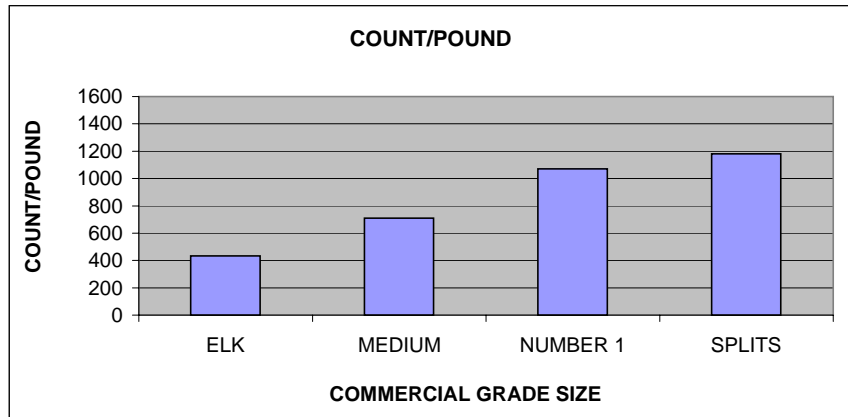
LOCATION 50 SEED MOISTURE CONTENT TABLE

VT 003194

GAC 2000 Percent Moisture & Density

	MC*	kg/hl
Elk	7.2	56.0
Medium	7.3	59.8
Number 1	7.7	58.8
Splits	6.8	52.6

* NA INDICATES THAT THERE WAS NOT ENOUGH MATERIAL FOR THE GAC 2000 TO READ



LOCATION 50 UPPT 2009 SHELLING DATA

VARIETY: FLORUNNER DATE: JAN 12, 2010

STAGE	GRATE		WEIGHT	TIME
1st	27	initial	4221.4	111 sec.
		grams shelled / min	1443.1	
2nd	24	unshelled	1551.6	127 sec.
		grams shelled / min	405.6	
3rd	21	unshelled	693.0	139 sec.
		grams shelled / min	199.3	
4th	18	unshelled	231.2	67 sec.
		grams shelled / min	170.5	
5th	16	unshelled	40.8	23 sec.
		grams shelled / min	106.4	
6th				
Final grams unshelled			0.0	
Total grams shelled			4221.4	7.78 min.
Total grams shelled / min			542.4	
HULLS			973.6	

VARIETY: UF 09302 DATE: JAN 12, 2010

GRATE		WEIGHT	TIME	
29	initial	4156.6	111 sec.	
	grams shelled / min	1441.5		
26	unshelled	1489.8	127 sec.	
	grams shelled / min	543.0		
23	unshelled	340.4	78 sec.	
	grams shelled / min	220.5		
20	unshelled	53.8	17 sec.	
	grams shelled / min	160.2		
17	unshelled	8.4	10 sec.	
	grams shelled / min	50.4		
Final grams unshelled			0.0	
Total grams shelled			4156.6	5.72 min.
Total grams shelled / min			727.1	
HULLS			959.2	

VARIETY: UF 08301 DATE: JAN 12, 2010

STAGE	GRATE		TIME
1st	30	initial	4221.2 83 sec.
		grams shelled / min	1425.1
2nd	27	unshelled	2249.8 108 sec.
		grams shelled / min	587.7
3rd	24	unshelled	1192.0 171 sec.
		grams shelled / min	253.5
4th	21	unshelled	469.4 165 sec.
		grams shelled / min	123.9
5th	18	unshelled	128.8 52 sec.
		grams shelled / min	148.6
6th	16	unshelled	10.8 11 sec.
		grams shelled / min	58.9
Final grams unshelled			0.0
Total grams shelled			4221.2 9.83 min.
Total grams shelled / min			429.3
HULLS			1039.6

VARIETY: UF 09303 DATE: JAN 12, 2010

GRATE		WEIGHT	TIME
27	initial	4290.8	135 sec.
	grams shelled / min	1236.4	
24	unshelled	1509.0	137 sec.
	grams shelled / min	447.8	
21	unshelled	486.6	113 sec.
	grams shelled / min	210.6	
18	unshelled	90.0	26 sec.
	grams shelled / min	207.7	
16	unshelled	6.2	12 sec.
	grams shelled / min	31.0	
Final grams unshelled			0.0
Total grams shelled			4290.8 7.05 min.
Total grams shelled / min			608.6
HULLS			1025.8

VARIETY: GA 052619 DATE: JAN 13, 2010

STAGE	GRATE		WEIGHT	TIME
1st	28	initial	4200.0	99 sec.
		grams shelled / min	1275.0	
2nd	25	unshelled	2096.2	127 sec.
		grams shelled / min	682.0	
3rd	22	unshelled	652.6	108 sec.
		grams shelled / min	246.7	
4th	19	unshelled	208.6	69 sec.
		grams shelled / min	178.1	
5th	16	unshelled	3.8	7 sec.
		grams shelled / min	32.6	
6th				
Final grams unshelled			0.0	
Total grams shelled			4200.0	6.83 min.
Total grams shelled / min			614.6	
HULLS			972.6	

VARIETY: GA 052621 DATE: JAN 13, 2010

GRATE		WEIGHT	TIME
28	initial	4214.6	114 sec.
	grams shelled / min	1124.0	
25	unshelled	2079.0	149 sec.
	grams shelled / min	622.6	
22	unshelled	532.8	108 sec.
	grams shelled / min	233.3	
19	unshelled	112.8	43 sec.
	grams shelled / min	154.0	
16	unshelled	2.4	5 sec.
	grams shelled / min	28.8	
Final grams unshelled			0.0
Total grams shelled			4214.6 6.98 min.
Total grams shelled / min			603.5
HULLS			923.0

LOCATION 50 UPPT 2009 SHELLING DATA

VARIETY: NC 7

DATE: JAN 14, 2010

STAGE	GRATE	WEIGHT	TIME
1st	31 initial	4201.6	122 sec.
	grams shelled / min	1904.8	
2nd	28 unshelled	328.6	44 sec.
	grams shelled / min	206.7	
3rd	25 unshelled	177.0	30 sec.
	grams shelled / min	170.4	
4th	22 unshelled	91.8	28 sec.
	grams shelled / min	154.3	
5th	19 unshelled	19.8	11 sec.
	grams shelled / min	108.0	
6th			
Final grams unshelled		0.0	
Total grams shelled		4201.6	3.92 min.
Total grams shelled / min		1072.7	
HULLS		1163.2	

VARIETY: N05006

DATE: JAN 14, 2010

STAGE	GRATE	WEIGHT	TIME
1st	29 initial	4090.8	155 sec.
	grams shelled / min	1471.5	
2nd	26 unshelled	289.4	69 sec.
	grams shelled / min	190.3	
3rd	23 unshelled	70.6	22 sec.
	grams shelled / min	159.3	
4th	20 unshelled	12.2	10 sec.
	grams shelled / min	73.2	
5th			
6th			
Final grams unshelled		0.0	
Total grams shelled		4090.8	4.27 min.
Total grams shelled / min		958.8	
HULLS		1145.2	

VARIETY: N05008

DATE: JAN 14, 2010

STAGE	GRATE	WEIGHT	TIME
1st	29 initial	4207.6	156 sec.
	grams shelled / min	1522.2	
2nd	26 unshelled	250.0	66 sec.
	grams shelled / min	175.8	
3rd	23 unshelled	56.6	17 sec.
	grams shelled / min	148.2	
4th	20 unshelled	14.6	7 sec.
	grams shelled / min	125.1	
5th			
6th			
Final grams unshelled		0.0	
Total grams shelled		4207.6	4.10 min.
Total grams shelled / min		1026.2	
HULLS		1144.6	

VARIETY: N05024J

DATE: JAN 14, 2010

STAGE	GRATE	WEIGHT	TIME
1st	32 initial	4156.2	118 sec.
	grams shelled / min	1471.2	
2nd	29 unshelled	1262.8	105 sec.
	grams shelled / min	547.4	
3rd	26 unshelled	304.8	76 sec.
	grams shelled / min	183.5	
4th	23 unshelled	72.4	21 sec.
	grams shelled / min	148.0	
5th	20 unshelled	20.6	9 sec.
	grams shelled / min	137.3	
6th			
Final grams unshelled		0.0	
Total grams shelled		4156.2	5.48 min.
Total grams shelled / min		758.0	
HULLS		1113.0	

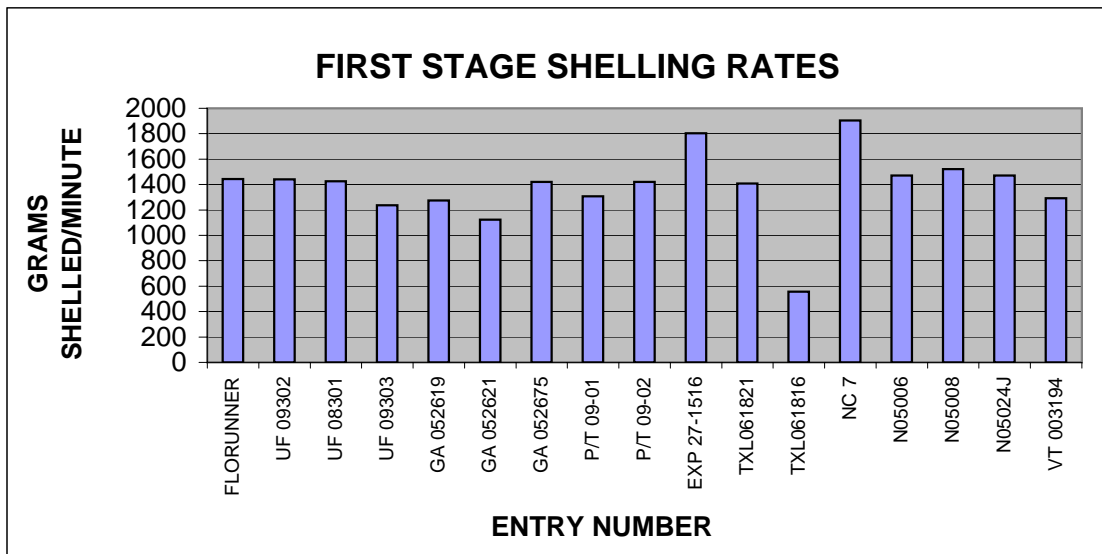
VARIETY: VT 003194

DATE: JAN 14, 2010

STAGE	GRATE	WEIGHT	TIME
1st	30 initial	4198.6	176 sec.
	grams shelled / min	1293.1	
2nd	27 unshelled	405.6	71 sec.
	grams shelled / min	214.5	
3rd	24 unshelled	151.8	37 sec.
	grams shelled / min	176.1	
4th	21 unshelled	43.2	17 sec.
	grams shelled / min	120.0	
5th	18 unshelled	9.2	7 sec.
	grams shelled / min	78.9	
6th			
Final grams unshelled		0.0	
Total grams shelled		4198.6	5.13 min.
Total grams shelled / min		817.9	
HULLS		1163.0	

LOCATION 50 UPPT 2009 FIRST STAGE SHELLING RATES

<u>ENTRY NUMBER</u>	<u>GRAMS SHELLLED / MINUTE</u>
FLORUNNER	1443.1
UF 09302	1441.5
UF 08301	1425.1
UF 09303	1236.4
GA 052619	1275.0
GA 052621	1124.0
GA 052675	1419.7
P/T 09-01	1307.0
P/T 09-02	1420.6
EXP 27-1516	1804.5
TXL061821	1409.2
TXL061816	557.5
NC 7	1904.8
N05006	1471.5
N05008	1522.2
N05024J	1471.2
VT 003194	1293.1



LOCATION 62 UPPT 2009 POD BULK DENSITY TABLE

FLORUNNER

BULK DENSITY	Kg	cm	Kg/m ³
	6.48	22.65	308.12

UF 08301

BULK DENSITY	Kg	cm	Kg/m ³
	6.54	23.48	299.90

GA 052619

BULK DENSITY	Kg	cm	Kg/m ³
	6.55	22.13	318.80

GA 052675

BULK DENSITY	Kg	cm	Kg/m ³
	6.64	23.90	299.13

P/T 09-02

BULK DENSITY	Kg	cm	Kg/m ³
	6.58	24.40	290.37

TXL061821

BULK DENSITY	Kg	cm	Kg/m ³
	6.44	28.85	240.22

NC 7

BULK DENSITY	Kg	cm	Kg/m ³
	6.52	28.98	242.12

N05008

BULK DENSITY	Kg	cm	Kg/m ³
	6.63	30.00	237.80

VT 003194

BULK DENSITY	Kg	cm	Kg/m ³
	6.85	30.00	245.85

UF 09302

BULK DENSITY	Kg	cm	Kg/m ³
	6.47	24.13	288.50

UF 09303

BULK DENSITY	Kg	cm	Kg/m ³
	6.62	22.93	310.79

GA 052621

BULK DENSITY	Kg	cm	Kg/m ³
	6.50	22.03	317.50

P/T 09-01

BULK DENSITY	Kg	cm	Kg/m ³
	6.43	24.85	278.41

EXP 27-1516

BULK DENSITY	Kg	cm	Kg/m ³
	6.38	25.20	272.64

TXL061816

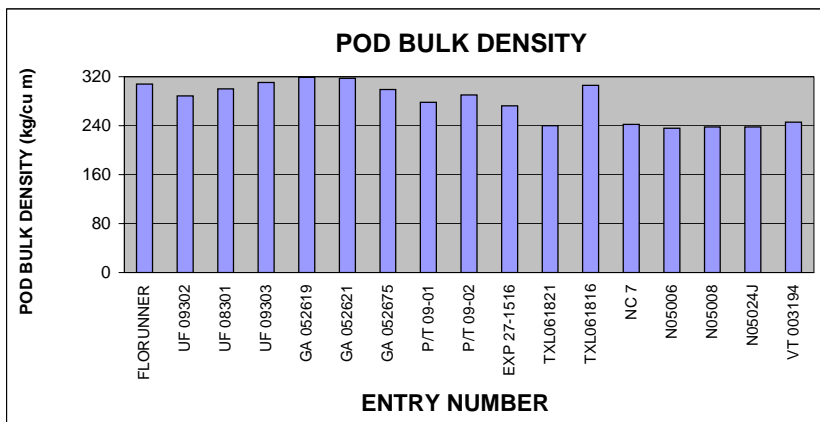
BULK DENSITY	Kg	cm	Kg/m ³
	6.35	22.35	305.98

N05006

BULK DENSITY	Kg	cm	Kg/m ³
	6.57	30.00	235.65

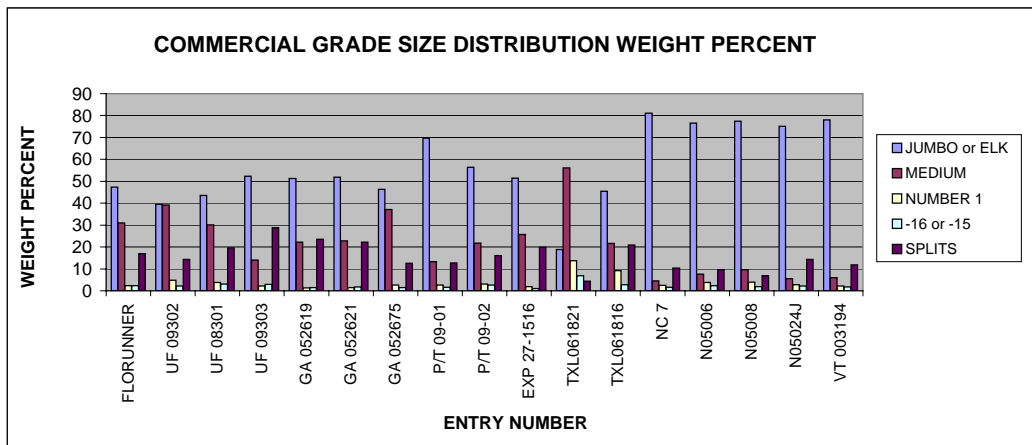
N05024J

BULK DENSITY	Kg	cm	Kg/m ³
	6.63	30.00	238.02



LOCATION 62 UPPT 2009 COMMERCIAL GRADE SIZE WEIGHT PERCENT TABLE

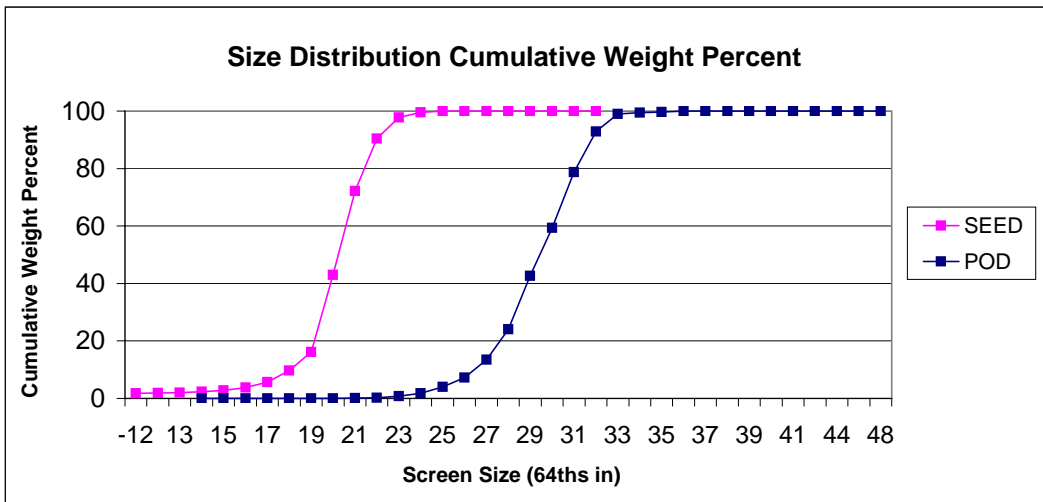
<u>FLORUNNER</u>		<u>UF 09302</u>		<u>UF 08301</u>		<u>UF 09303</u>	
JUMBO	47.31	JUMBO	39.48	JUMBO	43.51	JUMBO	52.26
MEDIUM	30.96	MEDIUM	39.13	MEDIUM	30.09	MEDIUM	13.95
NUMBER 1	2.37	NUMBER 1	4.89	NUMBER 1	3.75	NUMBER 1	2.16
-16	2.35	-16	2.23	-16	3.06	-16	2.88
SPLITS	17.01	SPLITS	14.27	SPLITS	19.59	SPLITS	28.75
<u>GA 052619</u>		<u>GA 052621</u>		<u>GA 052675</u>		<u>P/T 09-01</u>	
JUMBO	51.33	JUMBO	51.82	JUMBO	46.29	JUMBO	69.67
MEDIUM	22.27	MEDIUM	22.80	MEDIUM	37.10	MEDIUM	13.25
NUMBER 1	1.33	NUMBER 1	1.44	NUMBER 1	2.56	NUMBER 1	2.66
-16	1.51	-16	1.69	-16	1.44	-16	1.68
SPLITS	23.55	SPLITS	22.25	SPLITS	12.61	SPLITS	12.74
<u>P/T 09-02</u>		<u>EXP 27-1516</u>		<u>TXL061821</u>		<u>TXL061816</u>	
JUMBO	56.37	JUMBO	51.39	JUMBO	18.83	JUMBO	45.48
MEDIUM	21.76	MEDIUM	25.69	MEDIUM	56.14	MEDIUM	21.66
NUMBER 1	3.09	NUMBER 1	1.97	NUMBER 1	13.70	NUMBER 1	9.26
-16	2.68	-16	1.07	-16	6.94	-16	2.72
SPLITS	16.09	SPLITS	19.89	SPLITS	4.39	SPLITS	20.89
<u>NC 7</u>		<u>N05006</u>		<u>N05008</u>		<u>N05024J</u>	
ELK	81.16	ELK	76.61	ELK	77.42	ELK	75.16
MEDIUM	4.54	MEDIUM	7.65	MEDIUM	9.67	MEDIUM	5.48
NUMBER 1	2.44	NUMBER 1	3.75	NUMBER 1	4.01	NUMBER 1	2.84
- 15	1.54	- 15	2.30	- 15	1.97	- 15	2.24
SPLITS	10.32	SPLITS	9.69	SPLITS	6.92	SPLITS	14.28
<u>VT 003194</u>							
ELK	78.09						
MEDIUM	6.01						
NUMBER 1	2.20						
- 15	1.79						
SPLITS	11.91						



LOCATION 62 UPPT 2009 SIZE DISTRIBUTION CUMULATIVE WEIGHT PERCENT TABLE

FLORUNNER

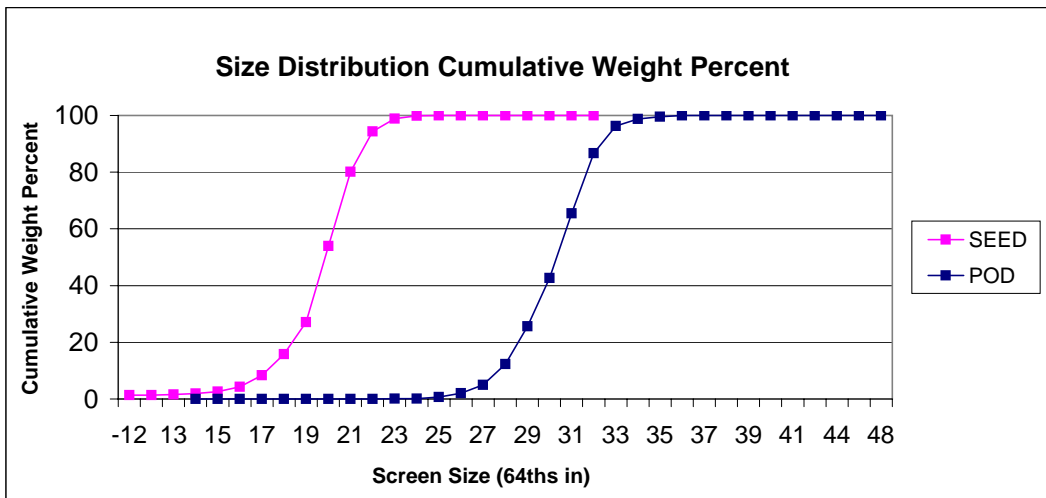
POD				SEED				
SCREEN SIZE	Weight	Wt %	Cum. Wt. %	SCREEN SIZE	Weight	Wt %	Wt % w/o SS	Cum. Wt %
				SS	869.8	17.01	---	---
				-12 & -17R	74.6	1.46	1.76	1.76
				12	4.0	0.08	0.09	1.85
				13	7.0	0.14	0.16	2.02
14	0.0	0.00	0.00	14	13.4	0.26	0.32	2.33
15	0.0	0.00	0.00	15	21.2	0.41	0.50	2.83
16	0.0	0.00	0.00	16	40.6	0.79	0.96	3.79
17	0.0	0.00	0.00	17	80.6	1.58	1.90	5.69
18	0.0	0.00	0.00	18	171.6	3.36	4.04	9.73
19	0.0	0.00	0.00	19	272.8	5.34	6.43	16.16
20	0.0	0.00	0.00	20	1138.6	22.27	26.83	43.00
21	1.8	0.11	0.11	21	1239.8	24.25	29.22	72.21
22	2.2	0.13	0.24	22	772.0	15.10	18.19	90.41
23	9.2	0.56	0.81	23	311.6	6.09	7.34	97.75
24	15.6	0.95	1.76	24	77.8	1.52	1.83	99.59
25	36.0	2.20	3.96	25	17.6	0.34	0.41	100.00
26	53.8	3.29	7.25	26	0.0	0.00	0.00	100.00
27	101.6	6.21	13.46	27	0.0	0.00	0.00	100.00
28	173.4	10.60	24.06	28	0.0	0.00	0.00	100.00
29	304.6	18.62	42.68	29	0.0	0.00	0.00	100.00
30	272.2	16.64	59.32	30	0.0	0.00	0.00	100.00
31	318.2	19.45	78.77	31	0.0	0.00	0.00	100.00
32	230.8	14.11	92.88	32	0.0	0.00	0.00	100.00
33	100.2	6.13	99.01	Total	5113.0	100	100	
34	7.4	0.45	99.46	Hull wt	1360.2			
35	4.2	0.26	99.72	Wt w/o SS	4243.2			
36	4.6	0.28	100.00	Percent Hulls		21.01		
37	0.0	0.00	100.00	Percent Meats		78.99		
38	0.0	0.00	100.00			100		
39	0.0	0.00	100.00					
40	0.0	0.00	100.00					
41	0.0	0.00	100.00					
42	0.0	0.00	100.00					
44	0.0	0.00	100.00					
46	0.0	0.00	100.00					
48	0.0	0.00	100.00					
POD WT.	1635.8							



LOCATION 62 UPPT 2009 SIZE DISTRIBUTION CUMULATIVE WEIGHT PERCENT TABLE

UF 09302

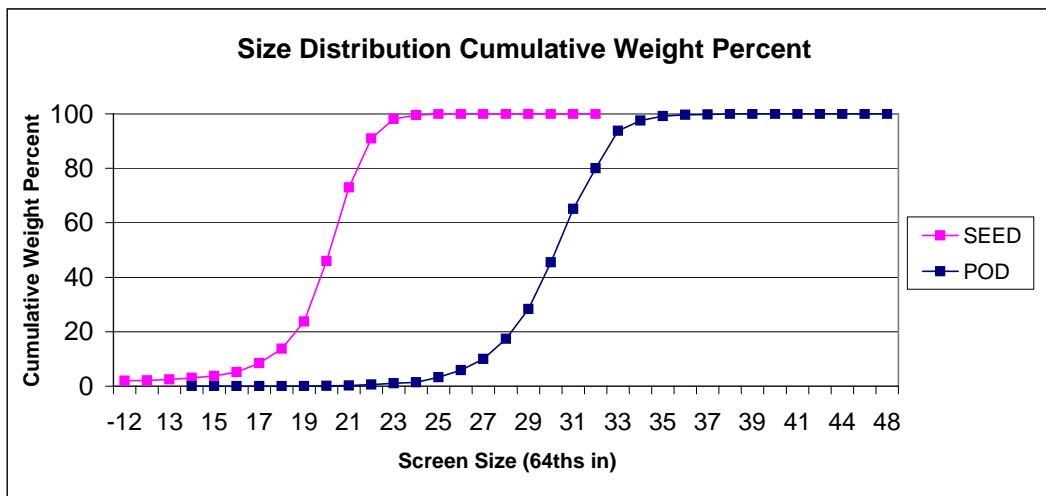
POD				SEED				
SCREEN SIZE	Weight	Wt %	Cum. Wt. %	SCREEN SIZE	Weight	Wt %	Wt % w/o SS	Cum. Wt %
				SS	695.0	14.27	---	---
				-12 & -17R	55.2	1.13	1.32	1.32
				12	3.4	0.07	0.08	1.40
				13	8.0	0.16	0.19	1.59
14	0.0	0.00	0.00	14	13.8	0.28	0.33	1.92
15	0.0	0.00	0.00	15	28.2	0.58	0.68	2.60
16	0.0	0.00	0.00	16	72.8	1.49	1.74	4.34
17	0.0	0.00	0.00	17	165.6	3.40	3.96	8.31
18	0.0	0.00	0.00	18	311.8	6.40	7.47	15.77
19	0.0	0.00	0.00	19	471.6	9.68	11.29	27.06
20	0.0	0.00	0.00	20	1123.0	23.05	26.89	53.95
21	0.0	0.00	0.00	21	1093.2	22.44	26.17	80.12
22	0.4	0.03	0.03	22	596.0	12.23	14.27	94.39
23	1.0	0.06	0.09	23	187.0	3.84	4.48	98.87
24	1.2	0.08	0.16	24	43.6	0.89	1.04	99.91
25	7.6	0.48	0.65	25	3.6	0.07	0.09	100.00
26	21.4	1.36	2.01	26	0.0	0.00	0.00	100.00
27	46.4	2.94	4.95	27	0.0	0.00	0.00	100.00
28	115.8	7.35	12.30	28	0.0	0.00	0.00	100.00
29	210.2	13.34	25.63	29	0.0	0.00	0.00	100.00
30	268.8	17.06	42.69	30	0.0	0.00	0.00	100.00
31	358.8	22.77	65.46	31	0.0	0.00	0.00	100.00
32	334.8	21.24	86.70	32	0.0	0.00	0.00	100.00
33	151.0	9.58	96.28	Total	4871.8	100	100	
34	38.2	2.42	98.71	Hull wt	1581.0			
35	12.4	0.79	99.49	Wt w/o SS	4176.8			
36	7.2	0.46	99.95	Percent Hulls		24.50		
37	0.8	0.05	100.00	Percent Meats		75.50		
38	0.0	0.00	100.00			100		
39	0.0	0.00	100.00					
40	0.0	0.00	100.00					
41	0.0	0.00	100.00					
42	0.0	0.00	100.00					
44	0.0	0.00	100.00					
46	0.0	0.00	100.00					
48	0.0	0.00	100.00					
POD WT.	1576.0							



LOCATION 62 UPPT 2009 SIZE DISTRIBUTION CUMULATIVE WEIGHT PERCENT TABLE

UF 08301

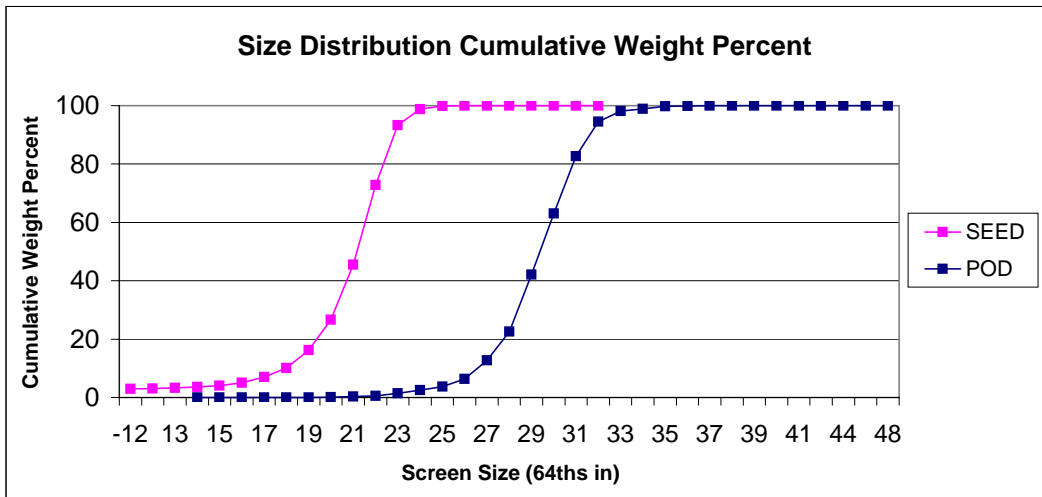
POD				SEED				
SCREEN SIZE	Weight	Wt %	Cum. Wt. %	SCREEN SIZE	Weight	Wt %	Wt % w/o SS	Cum. Wt %
				SS	984.6	19.59	---	---
				-12 & -17R	79.8	1.59	1.97	1.97
				12	6.8	0.14	0.17	2.14
				13	14.2	0.28	0.35	2.49
14	0.0	0.00	0.00	14	21.6	0.43	0.53	3.03
15	0.0	0.00	0.00	15	31.4	0.62	0.78	3.81
16	0.0	0.00	0.00	16	57.4	1.14	1.42	5.23
17	0.0	0.00	0.00	17	131.0	2.61	3.24	8.47
18	0.0	0.00	0.00	18	214.6	4.27	5.31	13.78
19	0.0	0.00	0.00	19	403.8	8.03	9.99	23.77
20	1.0	0.06	0.06	20	894.0	17.79	22.12	45.89
21	2.4	0.15	0.22	21	1094.4	21.78	27.08	72.98
22	5.8	0.37	0.58	22	726.6	14.46	17.98	90.96
23	7.0	0.44	1.03	23	287.8	5.73	7.12	98.08
24	5.6	0.35	1.38	24	59.2	1.18	1.46	99.54
25	30.0	1.90	3.28	25	17.6	0.35	0.44	99.98
26	40.4	2.56	5.84	26	0.8	0.02	0.02	100.00
27	65.0	4.12	9.96	27	0.0	0.00	0.00	100.00
28	117.0	7.41	17.38	28	0.0	0.00	0.00	100.00
29	173.4	10.99	28.37	29	0.0	0.00	0.00	100.00
30	269.8	17.10	45.46	30	0.0	0.00	0.00	100.00
31	310.0	19.65	65.11	31	0.0	0.00	0.00	100.00
32	234.6	14.87	79.97	32	0.0	0.00	0.00	100.00
33	217.6	13.79	93.76	Total	5025.6	100	100	
34	58.8	3.73	97.49	Hull wt	1500.4			
35	26.2	1.66	99.15	Wt w/o SS	4041.0			
36	7.4	0.47	99.62	Percent Hulls		22.99		
37	2.4	0.15	99.77	Percent Meats		77.01		
38	3.6	0.23	100.00			100		
39	0.0	0.00	100.00					
40	0.0	0.00	100.00					
41	0.0	0.00	100.00					
42	0.0	0.00	100.00					
44	0.0	0.00	100.00					
46	0.0	0.00	100.00					
48	0.0	0.00	100.00					
POD WT.	1578.0							



LOCATION 62 UPPT 2009 SIZE DISTRIBUTION CUMULATIVE WEIGHT PERCENT TABLE

UF 09303

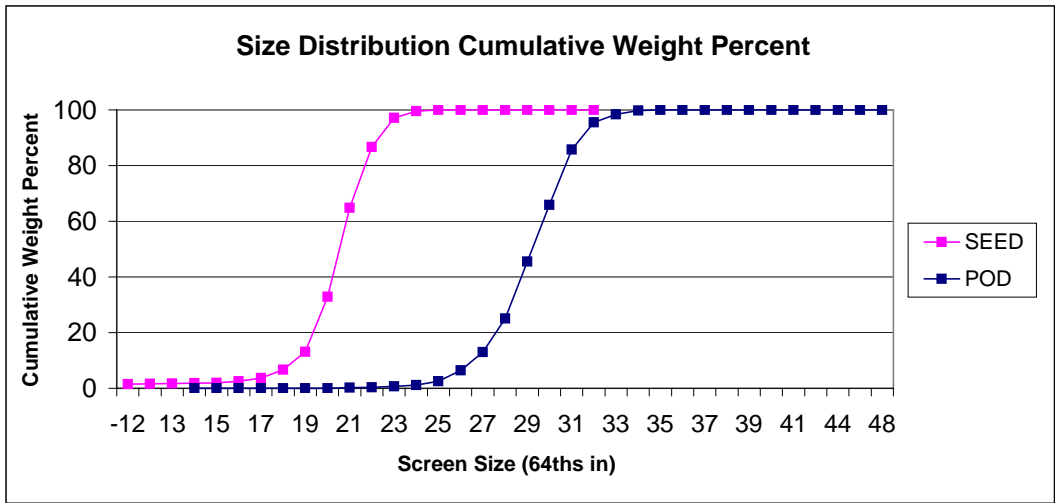
POD				SEED				
SCREEN SIZE	Weight	Wt %	Cum. Wt. %	SCREEN SIZE	Weight	Wt %	Wt % w/o SS	Cum. Wt %
				SS	1472.6	28.75	---	---
				-12 & -17R	107.6	2.10	2.95	2.95
				12	4.4	0.09	0.12	3.07
				13	8.8	0.17	0.24	3.31
14	0.0	0.00	0.00	14	12.0	0.23	0.33	3.64
15	0.0	0.00	0.00	15	14.6	0.29	0.40	4.04
16	0.0	0.00	0.00	16	35.0	0.68	0.96	5.00
17	0.0	0.00	0.00	17	75.4	1.47	2.07	7.06
18	0.0	0.00	0.00	18	111.2	2.17	3.05	10.11
19	0.0	0.00	0.00	19	221.6	4.33	6.07	16.18
20	1.2	0.08	0.08	20	382.0	7.46	10.47	26.65
21	3.2	0.20	0.28	21	688.2	13.44	18.86	45.50
22	4.2	0.26	0.54	22	995.8	19.44	27.28	72.79
23	13.8	0.87	1.41	23	748.8	14.62	20.52	93.30
24	16.8	1.06	2.47	24	201.4	3.93	5.52	98.82
25	19.2	1.21	3.68	25	37.2	0.73	1.02	99.84
26	43.2	2.72	6.41	26	3.8	0.07	0.10	99.95
27	100.4	6.33	12.74	27	2.0	0.04	0.05	100.00
28	157.0	9.90	22.64	28	0.0	0.00	0.00	100.00
29	308.8	19.47	42.11	29	0.0	0.00	0.00	100.00
30	331.2	20.89	63.00	30	0.0	0.00	0.00	100.00
31	312.2	19.69	82.68	31	0.0	0.00	0.00	100.00
32	188.0	11.86	94.54	32	0.0	0.00	0.00	100.00
33	57.0	3.59	98.13	Total	5122.4	100	100	
34	12.0	0.76	98.89	Hull wt	1473.8			
35	13.6	0.86	99.75	Wt w/o SS	3649.8			
36	2.0	0.13	99.87	Percent Hulls		22.34		
37	2.0	0.13	100.00	Percent Meats		77.66		
38	0.0	0.00	100.00			100		
39	0.0	0.00	100.00					
40	0.0	0.00	100.00					
41	0.0	0.00	100.00					
42	0.0	0.00	100.00					
44	0.0	0.00	100.00					
46	0.0	0.00	100.00					
48	0.0	0.00	100.00					
POD WT.	1585.8							



LOCATION 62 UPPT 2009 SIZE DISTRIBUTION CUMULATIVE WEIGHT PERCENT TABLE

GA 052619

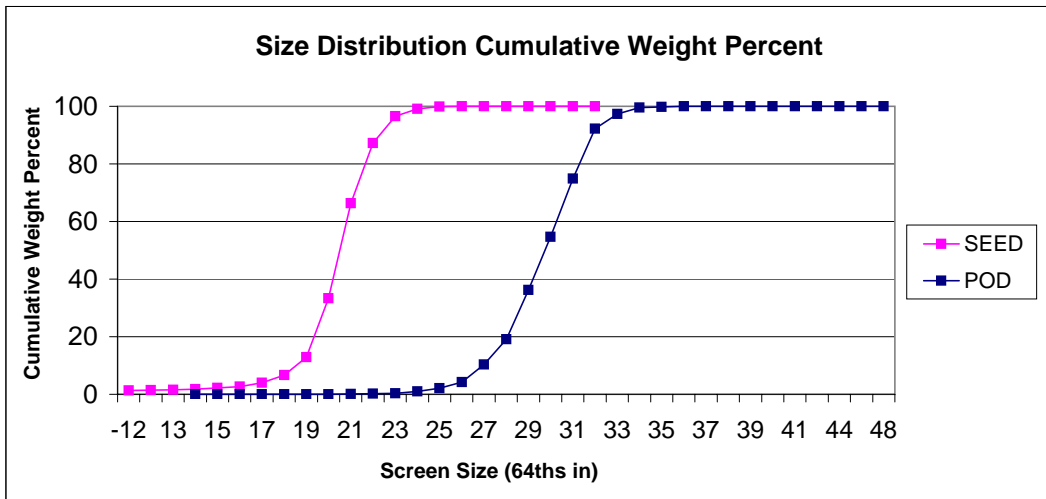
POD				SEED				
SCREEN SIZE	Weight	Wt %	Cum. Wt. %	SCREEN SIZE	Weight	Wt %	Wt % w/o SS	Cum. Wt %
				SS	1191.2	23.55	---	---
				-12 & -17R	58.4	1.15	1.51	1.51
				12	2.0	0.04	0.05	1.56
				13	4.6	0.09	0.12	1.68
14	0.0	0.00	0.00	14	4.2	0.08	0.11	1.79
15	0.0	0.00	0.00	15	7.2	0.14	0.19	1.98
16	0.0	0.00	0.00	16	19.2	0.38	0.50	2.47
17	0.0	0.00	0.00	17	48.0	0.95	1.24	3.71
18	0.0	0.00	0.00	18	116.2	2.30	3.01	6.72
19	0.0	0.00	0.00	19	248.6	4.92	6.43	13.15
20	0.0	0.00	0.00	20	761.6	15.06	19.70	32.85
21	2.8	0.18	0.18	21	1236.4	24.45	31.98	64.83
22	2.4	0.15	0.33	22	842.8	16.67	21.80	86.63
23	6.2	0.39	0.72	23	405.2	8.01	10.48	97.11
24	7.0	0.44	1.16	24	94.2	1.86	2.44	99.55
25	22.4	1.41	2.57	25	17.4	0.34	0.45	100.00
26	61.4	3.87	6.43	26	0.0	0.00	0.00	100.00
27	103.2	6.50	12.93	27	0.0	0.00	0.00	100.00
28	193.0	12.15	25.09	28	0.0	0.00	0.00	100.00
29	324.8	20.45	45.54	29	0.0	0.00	0.00	100.00
30	322.2	20.29	65.82	30	0.0	0.00	0.00	100.00
31	316.0	19.90	85.72	31	0.0	0.00	0.00	100.00
32	155.8	9.81	95.53	32	0.0	0.00	0.00	100.00
33	45.6	2.87	98.40	Total	5057.2	100	100	
34	21.2	1.33	99.74	Hull wt	1481.8			
35	4.2	0.26	100.00	Wt w/o SS	3866.0			
36	0.0	0.00	100.00	Percent Hulls		22.66		
37	0.0	0.00	100.00	Percent Meats		77.34		
38	0.0	0.00	100.00			100		
39	0.0	0.00	100.00					
40	0.0	0.00	100.00					
41	0.0	0.00	100.00					
42	0.0	0.00	100.00					
44	0.0	0.00	100.00					
46	0.0	0.00	100.00					
48	0.0	0.00	100.00					
POD WT.	1588.2							



LOCATION 62 UPPT 2009 SIZE DISTRIBUTION CUMULATIVE WEIGHT PERCENT TABLE

GA 052621

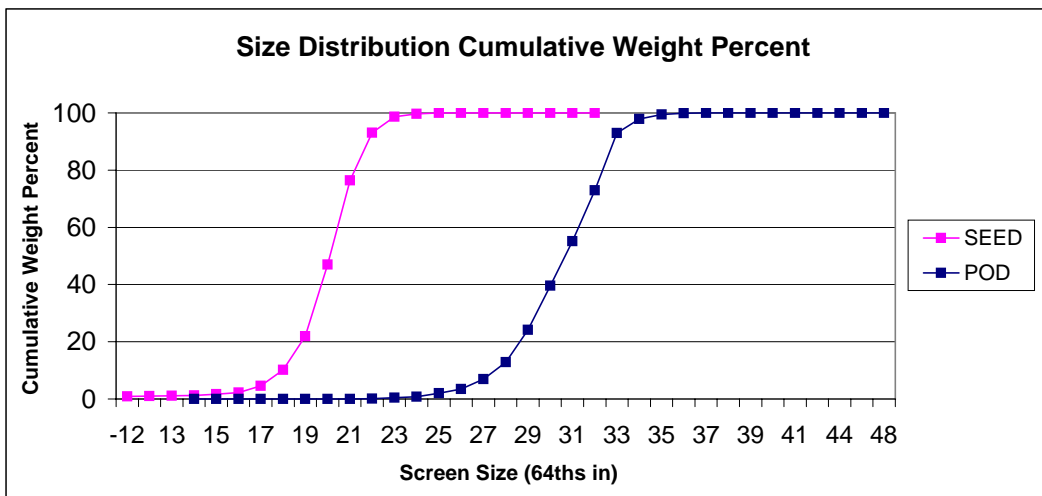
POD				SEED				
SCREEN SIZE	Weight	Wt %	Cum. Wt. %	SCREEN SIZE	Weight	Wt %	Wt % w/o SS	Cum. Wt %
				SS	1139.0	22.25	---	---
				-12 & -17R	53.0	1.04	1.33	1.33
				12	3.8	0.07	0.10	1.43
				13	6.4	0.13	0.16	1.59
14	0.0	0.00	0.00	14	9.2	0.18	0.23	1.82
15	0.0	0.00	0.00	15	14.0	0.27	0.35	2.17
16	0.0	0.00	0.00	16	20.0	0.39	0.50	2.67
17	0.0	0.00	0.00	17	53.8	1.05	1.35	4.02
18	0.0	0.00	0.00	18	106.2	2.07	2.67	6.69
19	0.0	0.00	0.00	19	248.4	4.85	6.24	12.93
20	0.0	0.00	0.00	20	812.8	15.88	20.42	33.36
21	1.2	0.08	0.08	21	1314.8	25.68	33.03	66.39
22	2.0	0.13	0.20	22	827.4	16.16	20.79	87.18
23	2.0	0.13	0.33	23	374.2	7.31	9.40	96.58
24	10.0	0.64	0.97	24	102.0	1.99	2.56	99.14
25	18.4	1.17	2.14	25	29.6	0.58	0.74	99.88
26	33.0	2.10	4.24	26	4.6	0.09	0.12	100.00
27	95.6	6.09	10.34	27	0.0	0.00	0.00	100.00
28	138.2	8.81	19.14	28	0.0	0.00	0.00	100.00
29	267.8	17.06	36.20	29	0.0	0.00	0.00	100.00
30	289.6	18.45	54.66	30	0.0	0.00	0.00	100.00
31	317.0	20.20	74.86	31	0.0	0.00	0.00	100.00
32	271.8	17.32	92.18	32	0.0	0.00	0.00	100.00
33	81.6	5.20	97.37	Total	5119.2	100	100	
34	33.6	2.14	99.52	Hull wt	1365.4			
35	3.6	0.23	99.75	Wt w/o SS	3980.2			
36	4.0	0.25	100.00	Percent Hulls		21.06		
37	0.0	0.00	100.00	Percent Meats		78.94		
38	0.0	0.00	100.00			100		
39	0.0	0.00	100.00					
40	0.0	0.00	100.00					
41	0.0	0.00	100.00					
42	0.0	0.00	100.00					
44	0.0	0.00	100.00					
46	0.0	0.00	100.00					
48	0.0	0.00	100.00					
POD WT.	1569.4							



LOCATION 62 UPPT 2009 SIZE DISTRIBUTION CUMULATIVE WEIGHT PERCENT TABLE

GA 052675

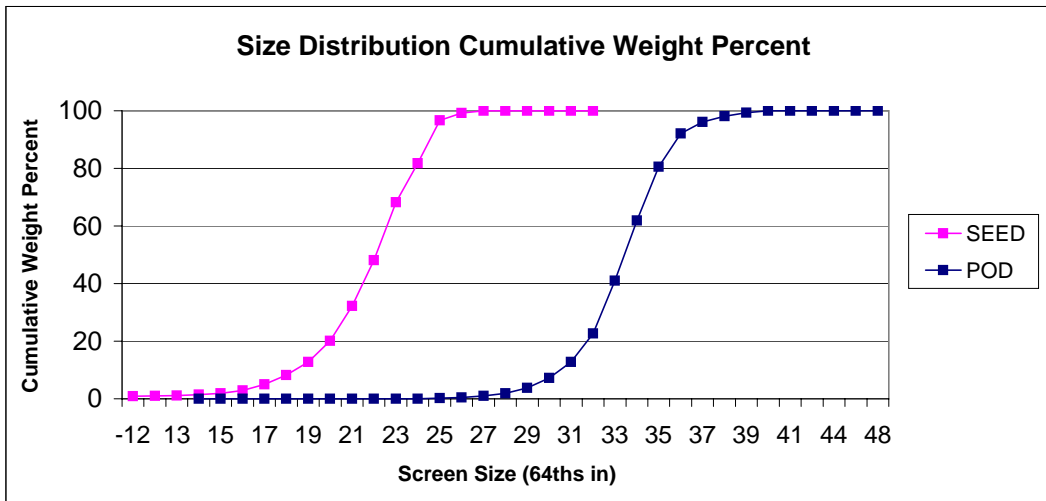
POD				SEED				
SCREEN SIZE	Weight	Wt %	Cum. Wt. %	SCREEN SIZE	Weight	Wt %	Wt % w/o SS	Cum. Wt %
				SS	656.4	12.61	---	---
				-12 & -17R	41.4	0.80	0.91	0.91
				12	2.8	0.05	0.06	0.97
				13	4.6	0.09	0.10	1.07
14	0.0	0.00	0.00	14	9.2	0.18	0.20	1.28
15	0.0	0.00	0.00	15	17.0	0.33	0.37	1.65
16	0.0	0.00	0.00	16	29.0	0.56	0.64	2.29
17	0.0	0.00	0.00	17	104.2	2.00	2.29	4.58
18	0.0	0.00	0.00	18	255.6	4.91	5.62	10.20
19	0.0	0.00	0.00	19	534.8	10.28	11.76	21.95
20	0.0	0.00	0.00	20	1140.4	21.91	25.07	47.03
21	0.6	0.04	0.04	21	1333.4	25.62	29.32	76.34
22	1.2	0.08	0.11	22	762.6	14.65	16.77	93.11
23	4.6	0.29	0.41	23	250.4	4.81	5.51	98.61
24	6.8	0.43	0.84	24	49.8	0.96	1.09	99.71
25	18.2	1.16	1.99	25	12.2	0.23	0.27	99.98
26	23.2	1.47	3.47	26	1.0	0.02	0.02	100.00
27	54.4	3.45	6.92	27	0.0	0.00	0.00	100.00
28	93.0	5.91	12.83	28	0.0	0.00	0.00	100.00
29	179.2	11.38	24.21	29	0.0	0.00	0.00	100.00
30	242.8	15.42	39.63	30	0.0	0.00	0.00	100.00
31	245.2	15.57	55.20	31	0.0	0.00	0.00	100.00
32	278.4	17.68	72.88	32	0.0	0.00	0.00	100.00
33	315.2	20.02	92.90	Total	5204.8	100	100	
34	78.0	4.95	97.85	Hull wt	1416.8			
35	24.2	1.54	99.39	Wt w/o SS	4548.4			
36	8.0	0.51	99.90	Percent Hulls		21.40		
37	1.6	0.10	100.00	Percent Meats		78.60		
38	0.0	0.00	100.00			100		
39	0.0	0.00	100.00					
40	0.0	0.00	100.00					
41	0.0	0.00	100.00					
42	0.0	0.00	100.00					
44	0.0	0.00	100.00					
46	0.0	0.00	100.00					
48	0.0	0.00	100.00					
POD WT.	1574.6							



LOCATION 62 UPPT 2009 SIZE DISTRIBUTION CUMULATIVE WEIGHT PERCENT TABLE

P/T 09-01

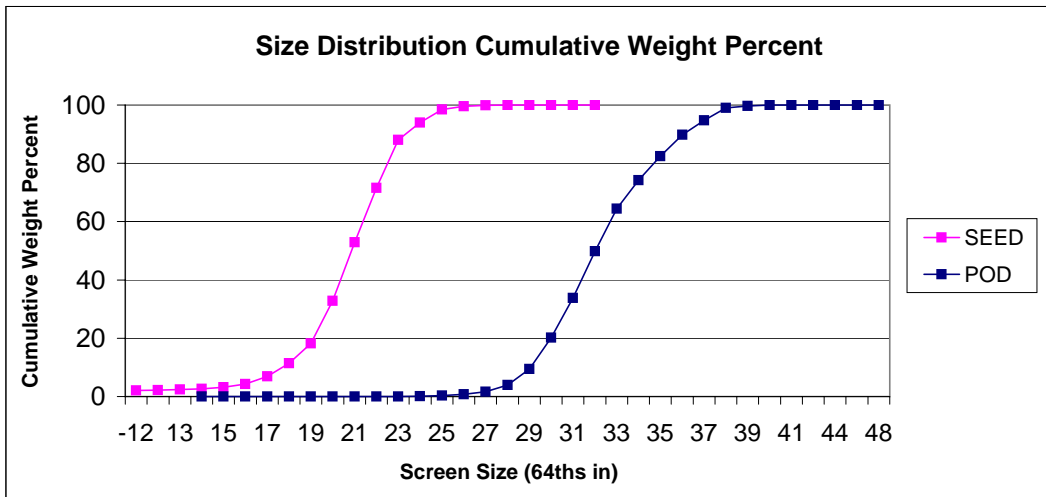
POD				SEED				
SCREEN SIZE	Weight	Wt %	Cum. Wt. %	SCREEN SIZE	Weight	Wt %	Wt % w/o SS	Cum. Wt %
				SS	621.6	12.74	---	---
				-12 & -17R	37.6	0.77	0.88	0.88
				12	3.2	0.07	0.08	0.96
				13	8.6	0.18	0.20	1.16
14	0.0	0.00	0.00	14	14.2	0.29	0.33	1.49
15	0.0	0.00	0.00	15	18.2	0.37	0.43	1.92
16	0.0	0.00	0.00	16	39.2	0.80	0.92	2.84
17	0.0	0.00	0.00	17	90.8	1.86	2.13	4.98
18	0.0	0.00	0.00	18	139.4	2.86	3.27	8.25
19	0.0	0.00	0.00	19	193.4	3.96	4.54	12.79
20	0.0	0.00	0.00	20	313.4	6.42	7.36	20.15
21	0.0	0.00	0.00	21	513.6	10.53	12.06	32.22
22	0.0	0.00	0.00	22	678.0	13.90	15.93	48.14
23	0.0	0.00	0.00	23	853.4	17.49	20.05	68.19
24	0.0	0.00	0.00	24	577.6	11.84	13.57	81.76
25	3.4	0.22	0.22	25	633.4	12.98	14.88	96.64
26	3.4	0.22	0.43	26	109.6	2.25	2.57	99.21
27	9.6	0.61	1.04	27	33.6	0.69	0.79	100.00
28	12.8	0.81	1.86	28	0.0	0.00	0.00	100.00
29	30.6	1.95	3.81	29	0.0	0.00	0.00	100.00
30	54.4	3.46	7.27	30	0.0	0.00	0.00	100.00
31	86.8	5.53	12.80	31	0.0	0.00	0.00	100.00
32	155.6	9.91	22.70	32	0.0	0.00	0.00	100.00
33	287.8	18.32	41.03	Total	4878.8	100	100	
34	328.4	20.91	61.94	Hull wt	1543.6			
35	292.8	18.64	80.58	Wt w/o SS	4257.2			
36	180.6	11.50	92.08	Percent Hulls		24.03		
37	62.6	3.99	96.07	Percent Meats		75.97		
38	32.0	2.04	98.10			100		
39	19.8	1.26	99.36					
40	10.0	0.64	100.00					
41	0.0	0.00	100.00					
42	0.0	0.00	100.00					
44	0.0	0.00	100.00					
46	0.0	0.00	100.00					
48	0.0	0.00	100.00					
POD WT.	1570.6							



LOCATION 62 UPPT 2009 SIZE DISTRIBUTION CUMULATIVE WEIGHT PERCENT TABLE

P/T 09-02

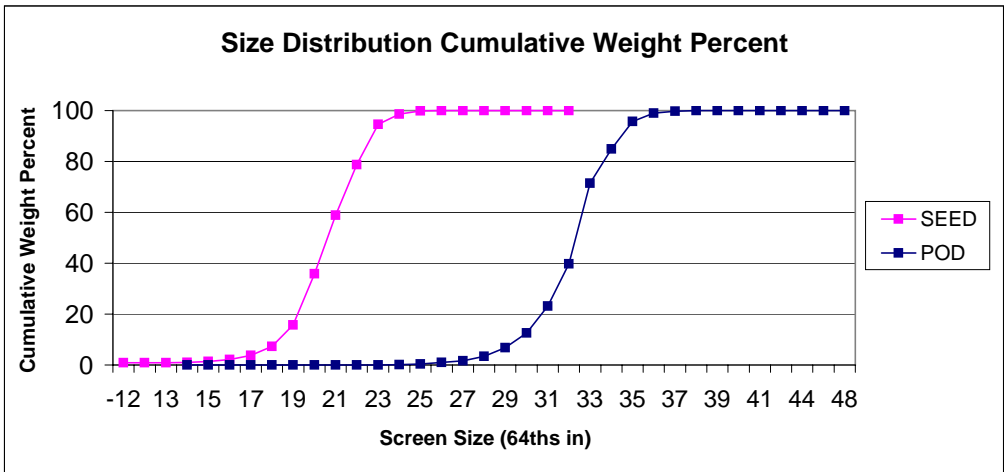
POD				SEED				
SCREEN SIZE	Weight	Wt %	Cum. Wt. %	SCREEN SIZE	Weight	Wt %	Wt % w/o SS	Cum. Wt %
				SS	789.4	16.09	---	---
				-12 & -17R	85.0	1.73	2.06	2.06
				12	4.8	0.10	0.12	2.18
				13	8.4	0.17	0.20	2.39
14	0.0	0.00	0.00	14	12.0	0.24	0.29	2.68
15	0.0	0.00	0.00	15	21.4	0.44	0.52	3.20
16	0.0	0.00	0.00	16	45.4	0.93	1.10	4.30
17	0.0	0.00	0.00	17	106.4	2.17	2.58	6.88
18	0.0	0.00	0.00	18	187.6	3.82	4.56	11.44
19	0.0	0.00	0.00	19	278.6	5.68	6.77	18.21
20	0.0	0.00	0.00	20	601.6	12.26	14.61	32.82
21	0.0	0.00	0.00	21	826.4	16.84	20.07	52.90
22	0.0	0.00	0.00	22	768.0	15.65	18.66	71.55
23	0.0	0.00	0.00	23	680.6	13.87	16.53	88.08
24	2.2	0.14	0.14	24	240.2	4.90	5.83	93.92
25	2.6	0.16	0.30	25	187.2	3.82	4.55	98.46
26	7.0	0.44	0.74	26	43.4	0.88	1.05	99.52
27	15.2	0.96	1.70	27	16.4	0.33	0.40	99.92
28	36.0	2.27	3.97	28	3.4	0.07	0.08	100.00
29	87.4	5.51	9.48	29	0.0	0.00	0.00	100.00
30	169.4	10.67	20.15	30	0.0	0.00	0.00	100.00
31	217.6	13.71	33.86	31	0.0	0.00	0.00	100.00
32	252.8	15.93	49.79	32	0.0	0.00	0.00	100.00
33	233.0	14.68	64.47	Total	4906.2	100	100	
34	154.4	9.73	74.19	Hull wt	1671.0			
35	131.0	8.25	82.45	Wt w/o SS	4116.8			
36	117.4	7.40	89.84	Percent Hulls		25.41		
37	77.0	4.85	94.70	Percent Meats		74.59		
38	68.8	4.33	99.03			100		
39	9.4	0.59	99.62					
40	6.0	0.38	100.00					
41	0.0	0.00	100.00					
42	0.0	0.00	100.00					
44	0.0	0.00	100.00					
46	0.0	0.00	100.00					
48	0.0	0.00	100.00					
POD WT.	1587.2							



LOCATION 62 UPPT 2009 SIZE DISTRIBUTION CUMULATIVE WEIGHT PERCENT TABLE

EXP 27-1516

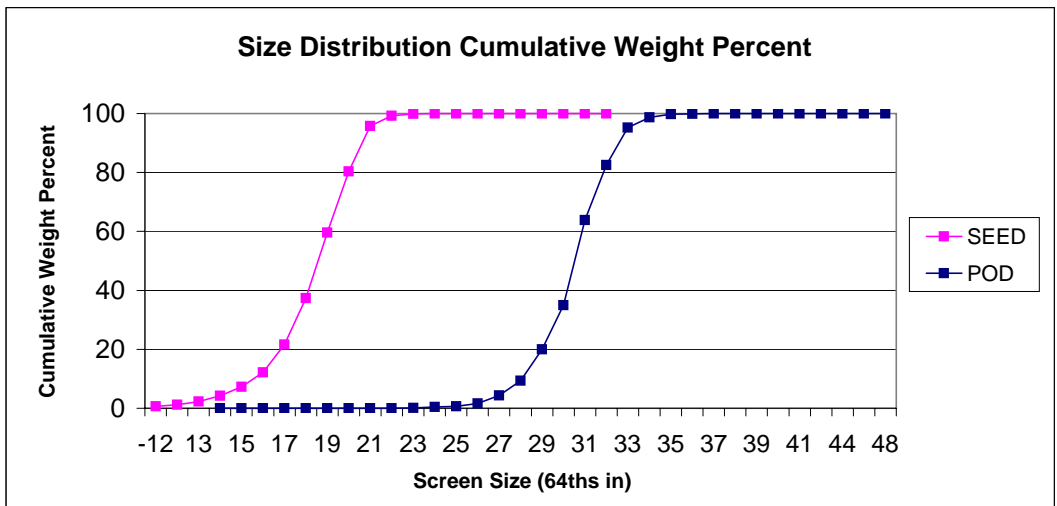
POD				SEED				
SCREEN SIZE	Weight	Wt %	Cum. Wt. %	SCREEN SIZE	Weight	Wt %	Wt % w/o SS	Cum. Wt %
				SS	973.6	19.89	---	---
				-12 & -17R	33.2	0.68	0.85	0.85
				12	1.6	0.03	0.04	0.89
				13	1.8	0.04	0.05	0.93
14	0.0	0.00	0.00	14	3.6	0.07	0.09	1.03
15	0.0	0.00	0.00	15	12.0	0.25	0.31	1.33
16	0.0	0.00	0.00	16	29.6	0.60	0.75	2.09
17	0.0	0.00	0.00	17	66.8	1.36	1.70	3.79
18	0.0	0.00	0.00	18	137.6	2.81	3.51	7.30
19	0.0	0.00	0.00	19	332.6	6.79	8.48	15.78
20	0.0	0.00	0.00	20	787.4	16.08	20.08	35.86
21	0.0	0.00	0.00	21	904.2	18.47	23.06	58.91
22	0.0	0.00	0.00	22	777.6	15.88	19.83	78.74
23	0.0	0.00	0.00	23	620.0	12.66	15.81	94.55
24	1.8	0.11	0.11	24	161.6	3.30	4.12	98.67
25	4.8	0.30	0.42	25	48.6	0.99	1.24	99.91
26	8.6	0.55	0.96	26	3.6	0.07	0.09	100.00
27	11.0	0.70	1.66	27	0.0	0.00	0.00	100.00
28	27.6	1.75	3.41	28	0.0	0.00	0.00	100.00
29	52.8	3.35	6.76	29	0.0	0.00	0.00	100.00
30	92.2	5.85	12.61	30	0.0	0.00	0.00	100.00
31	165.2	10.48	23.09	31	0.0	0.00	0.00	100.00
32	262.4	16.65	39.74	32	0.0	0.00	0.00	100.00
33	500.0	31.72	71.45	Total	4895.4	100	100	
34	212.0	13.45	84.90	Hull wt	1483.4			
35	171.2	10.86	95.76	Wt w/o SS	3921.8			
36	51.0	3.24	99.00	Percent Hulls		23.26		
37	11.8	0.75	99.75	Percent Meats		76.74		
38	4.0	0.25	100.00			100		
39	0.0	0.00	100.00					
40	0.0	0.00	100.00					
41	0.0	0.00	100.00					
42	0.0	0.00	100.00					
44	0.0	0.00	100.00					
46	0.0	0.00	100.00					
48	0.0	0.00	100.00					
POD WT.	1576.4							



LOCATION 62 UPPT 2009 SIZE DISTRIBUTION CUMULATIVE WEIGHT PERCENT TABLE

TXL061821

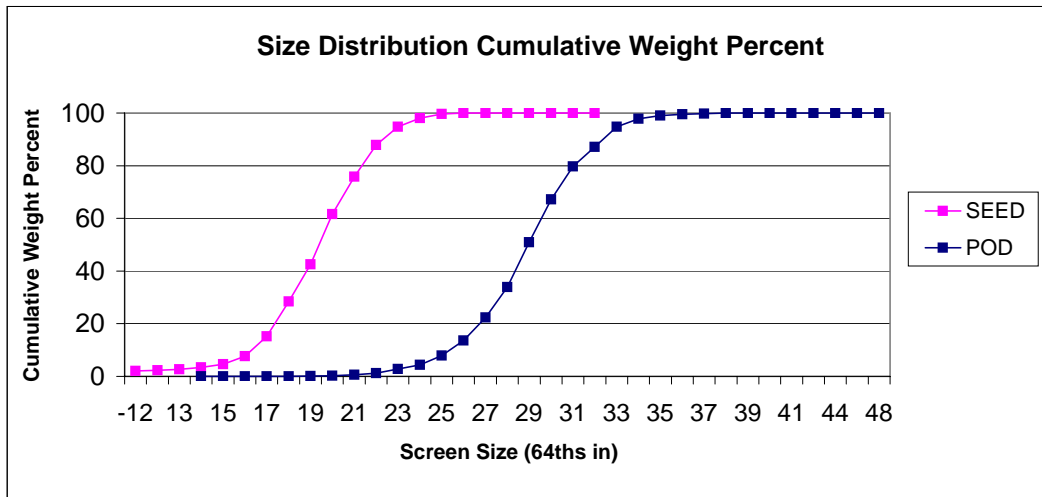
POD				SEED				
SCREEN SIZE	Weight	Wt %	Cum. Wt. %	SCREEN SIZE	Weight	Wt %	Wt % w/o SS	Cum. Wt %
				SS	212.2	4.39	---	---
				-12 & -17R	31.6	0.65	0.68	0.68
				12	23.8	0.49	0.51	1.20
				13	50.2	1.04	1.09	2.28
14	0.0	0.00	0.00	14	90.8	1.88	1.96	4.25
15	0.0	0.00	0.00	15	139.0	2.87	3.01	7.26
16	0.0	0.00	0.00	16	227.2	4.70	4.91	12.17
17	0.0	0.00	0.00	17	435.4	9.01	9.42	21.59
18	0.0	0.00	0.00	18	731.0	15.12	15.81	37.40
19	0.0	0.00	0.00	19	1029.0	21.28	22.26	59.66
20	0.0	0.00	0.00	20	954.6	19.74	20.65	80.31
21	0.0	0.00	0.00	21	715.4	14.80	15.48	95.79
22	0.0	0.00	0.00	22	157.8	3.26	3.41	99.20
23	2.4	0.15	0.15	23	33.6	0.69	0.73	99.93
24	4.4	0.28	0.44	24	1.6	0.03	0.03	99.96
25	3.8	0.24	0.68	25	1.8	0.04	0.04	100.00
26	15.0	0.96	1.64	26	0.0	0.00	0.00	100.00
27	42.6	2.73	4.37	27	0.0	0.00	0.00	100.00
28	77.4	4.96	9.34	28	0.0	0.00	0.00	100.00
29	165.8	10.64	19.97	29	0.0	0.00	0.00	100.00
30	233.4	14.97	34.95	30	0.0	0.00	0.00	100.00
31	451.0	28.93	63.87	31	0.0	0.00	0.00	100.00
32	290.0	18.60	82.48	32	0.0	0.00	0.00	100.00
33	198.2	12.71	95.19	Total	4835.0	100	100	
34	55.2	3.54	98.73	Hull wt	1593.2			
35	16.0	1.03	99.76	Wt w/o SS	4622.8			
36	1.6	0.10	99.86	Percent Hulls		24.78		
37	2.2	0.14	100.00	Percent Meats		75.22		
38	0.0	0.00	100.00			100		
39	0.0	0.00	100.00					
40	0.0	0.00	100.00					
41	0.0	0.00	100.00					
42	0.0	0.00	100.00					
44	0.0	0.00	100.00					
46	0.0	0.00	100.00					
48	0.0	0.00	100.00					
POD WT.	1559.0							



LOCATION 62 UPPT 2009 SIZE DISTRIBUTION CUMULATIVE WEIGHT PERCENT TABLE

TXL061816

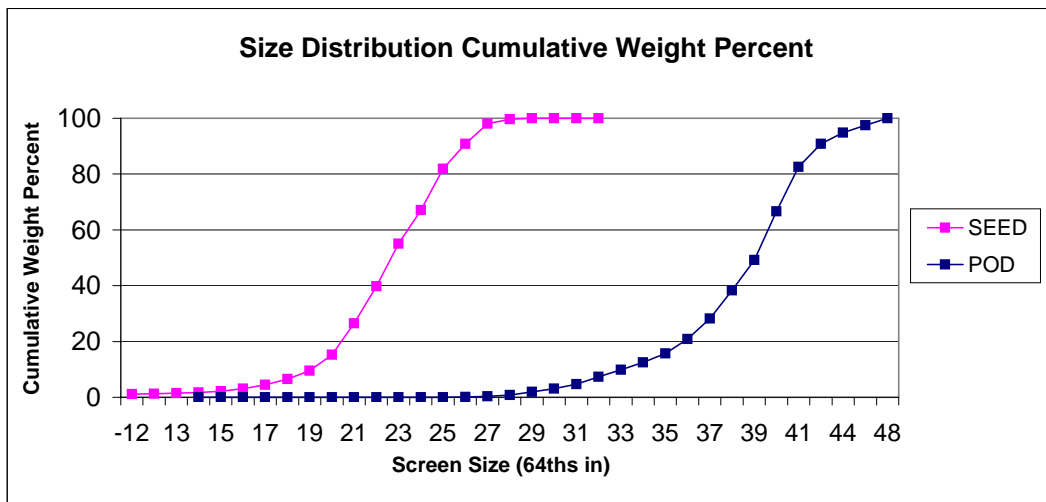
POD				SEED				
SCREEN SIZE	Weight	Wt %	Cum. Wt. %	SCREEN SIZE	Weight	Wt %	Wt % w/o SS	Cum. Wt %
				SS	1023.6	20.89	---	---
				-12 & -17R	81.8	1.67	2.11	2.11
				12	7.4	0.15	0.19	2.30
				13	14.0	0.29	0.36	2.66
14	0.0	0.00	0.00	14	30.2	0.62	0.78	3.44
15	0.0	0.00	0.00	15	46.6	0.95	1.20	4.64
16	0.0	0.00	0.00	16	114.6	2.34	2.96	7.60
17	0.0	0.00	0.00	17	292.4	5.97	7.54	15.14
18	0.0	0.00	0.00	18	515.6	10.52	13.30	28.44
19	1.2	0.08	0.08	19	545.8	11.14	14.08	42.52
20	2.4	0.16	0.23	20	739.6	15.09	19.08	61.59
21	5.0	0.32	0.56	21	549.4	11.21	14.17	75.76
22	10.2	0.66	1.22	22	466.6	9.52	12.04	87.80
23	24.2	1.57	2.79	23	272.4	5.56	7.03	94.83
24	23.6	1.53	4.33	24	123.2	2.51	3.18	98.00
25	54.6	3.55	7.87	25	63.6	1.30	1.64	99.64
26	88.8	5.77	13.64	26	12.4	0.25	0.32	99.96
27	134.4	8.73	22.37	27	1.4	0.03	0.04	100.00
28	178.0	11.56	33.94	28	0.0	0.00	0.00	100.00
29	261.4	16.98	50.92	29	0.0	0.00	0.00	100.00
30	250.2	16.25	67.17	30	0.0	0.00	0.00	100.00
31	193.4	12.56	79.73	31	0.0	0.00	0.00	100.00
32	114.4	7.43	87.16	32	0.0	0.00	0.00	100.00
33	116.4	7.56	94.73	Total	4900.6	100	100	
34	46.8	3.04	97.77	Hull wt	1446.0			
35	19.2	1.25	99.01	Wt w/o SS	3877.0			
36	7.2	0.47	99.48	Percent Hulls		22.78		
37	4.8	0.31	99.79	Percent Meats		77.22		
38	3.2	0.21	100.00			100		
39	0.0	0.00	100.00					
40	0.0	0.00	100.00					
41	0.0	0.00	100.00					
42	0.0	0.00	100.00					
44	0.0	0.00	100.00					
46	0.0	0.00	100.00					
48	0.0	0.00	100.00					
POD WT.	1539.4							



LOCATION 62 UPPT 2009 SIZE DISTRIBUTION CUMULATIVE WEIGHT PERCENT TABLE

NC 7

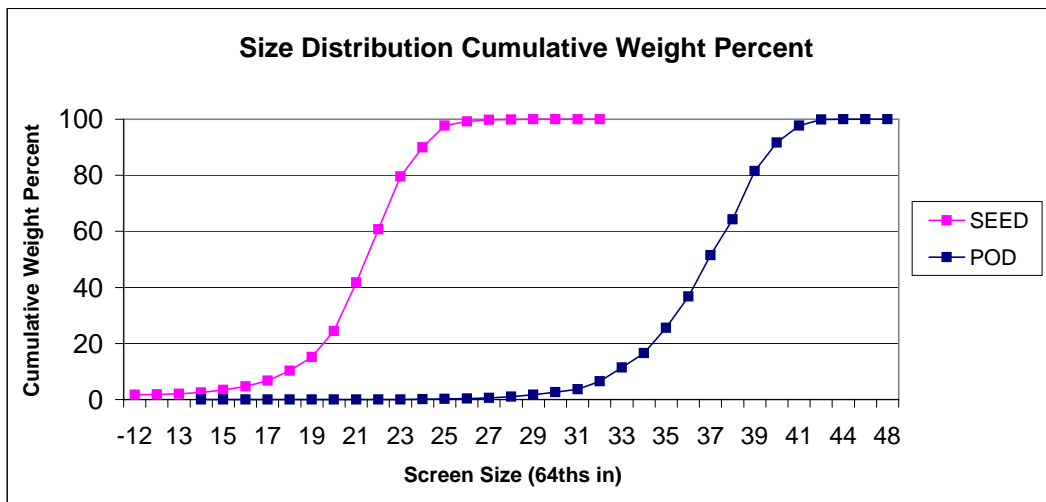
POD				SEED				
SCREEN SIZE	Weight	Wt %	Cum. Wt. %	SCREEN SIZE	Weight	Wt %	Wt % w/o SS	Cum. Wt %
				SS	495.8	10.32	---	---
				-12 & -20R	50.8	1.06	1.18	1.18
				12	3.2	0.07	0.07	1.25
				13	8.4	0.17	0.19	1.45
14	0.0	0.00	0.00	14	11.8	0.25	0.27	1.72
15	0.0	0.00	0.00	15	21.2	0.44	0.49	2.21
16	0.0	0.00	0.00	16	39.6	0.82	0.92	3.13
17	0.0	0.00	0.00	17	56.6	1.18	1.31	4.45
18	0.0	0.00	0.00	18	88.4	1.84	2.05	6.50
19	0.0	0.00	0.00	19	129.6	2.70	3.01	9.50
20	0.0	0.00	0.00	20	250.2	5.21	5.81	15.31
21	0.0	0.00	0.00	21	481.2	10.01	11.17	26.47
22	0.0	0.00	0.00	22	572.6	11.92	13.29	39.76
23	0.0	0.00	0.00	23	657.4	13.68	15.25	55.01
24	0.0	0.00	0.00	24	521.0	10.84	12.09	67.10
25	0.0	0.00	0.00	25	634.6	13.21	14.72	81.83
26	1.0	0.06	0.06	26	385.8	8.03	8.95	90.78
27	3.6	0.23	0.29	27	314.4	6.54	7.30	98.07
28	8.0	0.51	0.80	28	70.2	1.46	1.63	99.70
29	17.4	1.11	1.91	29	11.4	0.24	0.26	99.97
30	18.0	1.15	3.06	30	1.4	0.03	0.03	100.00
31	25.8	1.65	4.71	31	0.0	0.00	0.00	100.00
32	42.0	2.68	7.39	32	0.0	0.00	0.00	100.00
33	39.2	2.50	9.89	Total	4805.6	100	100	
34	41.2	2.63	12.52	Hull wt	1703.2			
35	50.2	3.20	15.72	Wt w/o SS	4309.8			
36	81.2	5.18	20.90	Percent Hulls		26.17		
37	114.2	7.29	28.18	Percent Meats		73.83		
38	159.4	10.17	38.35			100		
39	170.6	10.88	49.23					
40	272.6	17.39	66.62					
41	250.8	16.00	82.62					
42	128.4	8.19	90.81					
44	62.6	3.99	94.81					
46	42.4	2.70	97.51					
48	39.0	2.49	100.00					
POD WT.	1567.6							



LOCATION 62 UPPT 2009 SIZE DISTRIBUTION CUMULATIVE WEIGHT PERCENT TABLE

N05006

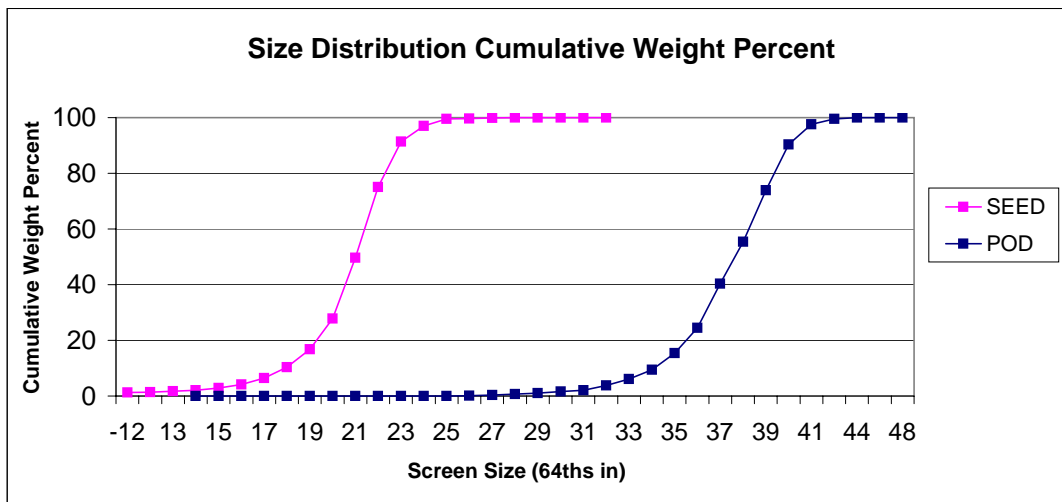
POD				SEED				
SCREEN SIZE	Weight	Wt %	Cum. Wt. %	SCREEN SIZE	Weight	Wt %	Wt % w/o SS	Cum. Wt %
				SS	461.6	9.69	---	---
				-12 & -20R	72.0	1.51	1.67	1.67
				12	5.2	0.11	0.12	1.79
				13	13.0	0.27	0.30	2.10
14	0.0	0.00	0.00	14	19.4	0.41	0.45	2.55
15	0.0	0.00	0.00	15	36.8	0.77	0.86	3.40
16	0.0	0.00	0.00	16	53.0	1.11	1.23	4.63
17	0.0	0.00	0.00	17	89.0	1.87	2.07	6.70
18	0.0	0.00	0.00	18	155.6	3.27	3.62	10.32
19	0.0	0.00	0.00	19	209.0	4.39	4.86	15.18
20	0.0	0.00	0.00	20	399.2	8.38	9.28	24.45
21	0.0	0.00	0.00	21	743.6	15.61	17.28	41.74
22	0.0	0.00	0.00	22	817.0	17.15	18.99	60.72
23	0.0	0.00	0.00	23	811.4	17.03	18.86	79.58
24	1.0	0.06	0.06	24	447.2	9.39	10.39	89.97
25	2.0	0.13	0.19	25	335.2	7.04	7.79	97.76
26	2.2	0.14	0.33	26	63.8	1.34	1.48	99.25
27	3.2	0.20	0.53	27	24.0	0.50	0.56	99.80
28	8.6	0.55	1.08	28	5.2	0.11	0.12	99.93
29	9.4	0.60	1.67	29	3.2	0.07	0.07	100.00
30	14.6	0.93	2.60	30	0.0	0.00	0.00	100.00
31	16.6	1.05	3.65	31	0.0	0.00	0.00	100.00
32	45.2	2.86	6.52	32	0.0	0.00	0.00	100.00
33	76.8	4.87	11.38	Total	4764.4	100	100	
34	81.2	5.15	16.53	Hull wt	1809.6			
35	143.2	9.08	25.61	Wt w/o SS	4302.8			
36	175.4	11.12	36.72	Percent Hulls		27.53		
37	232.2	14.72	51.44	Percent Meats		72.47		
38	202.4	12.83	64.27			100		
39	271.2	17.19	81.46					
40	161.6	10.24	91.70					
41	95.8	6.07	97.77					
42	33.2	2.10	99.87					
44	2.0	0.13	100.00					
46	0.0	0.00	100.00					
48	0.0	0.00	100.00					
POD WT.	1577.8							



LOCATION 62 UPPT 2009 SIZE DISTRIBUTION CUMULATIVE WEIGHT PERCENT TABLE

N05008

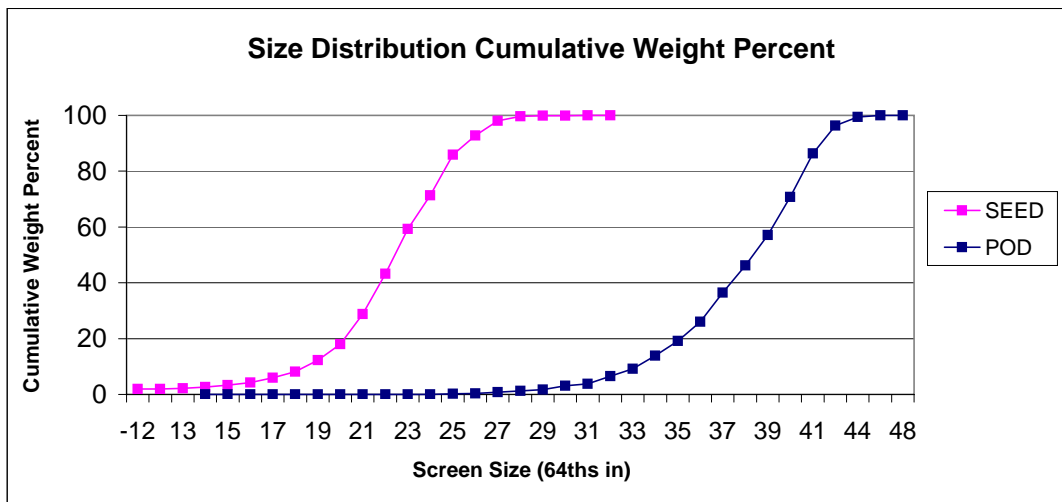
POD				SEED				
SCREEN SIZE	Weight	Wt %	Cum. Wt. %	SCREEN SIZE	Weight	Wt %	Wt % w/o SS	Cum. Wt %
				SS	328.8	6.92	---	---
				-12 & -20R	58.0	1.22	1.31	1.31
				12	4.4	0.09	0.10	1.41
				13	12.0	0.25	0.27	1.68
14	0.0	0.00	0.00	14	19.0	0.40	0.43	2.11
15	0.0	0.00	0.00	15	34.0	0.72	0.77	2.88
16	0.0	0.00	0.00	16	55.8	1.18	1.26	4.15
17	0.0	0.00	0.00	17	100.8	2.12	2.28	6.43
18	0.0	0.00	0.00	18	175.6	3.70	3.97	10.40
19	0.0	0.00	0.00	19	283.8	5.98	6.42	16.82
20	0.0	0.00	0.00	20	487.6	10.27	11.03	27.85
21	0.0	0.00	0.00	21	964.4	20.31	21.82	49.67
22	0.0	0.00	0.00	22	1121.8	23.62	25.38	75.06
23	0.0	0.00	0.00	23	719.0	15.14	16.27	91.33
24	0.0	0.00	0.00	24	252.4	5.32	5.71	97.04
25	0.0	0.00	0.00	25	111.0	2.34	2.51	99.55
26	2.4	0.15	0.15	26	6.0	0.13	0.14	99.68
27	3.2	0.20	0.35	27	9.2	0.19	0.21	99.89
28	4.6	0.29	0.64	28	4.8	0.10	0.11	100.00
29	6.8	0.43	1.07	29	0.0	0.00	0.00	100.00
30	9.2	0.58	1.66	30	0.0	0.00	0.00	100.00
31	6.4	0.40	2.06	31	0.0	0.00	0.00	100.00
32	26.8	1.69	3.75	32	0.0	0.00	0.00	100.00
33	37.8	2.39	6.14	Total	4748.4	100	100	
34	52.8	3.34	9.48	Hull wt	1872.0			
35	94.4	5.97	15.45	Wt w/o SS	4419.6			
36	142.6	9.01	24.46	Percent Hulls		28.28		
37	251.0	15.86	40.32	Percent Meats		71.72		
38	237.8	15.03	55.35			100		
39	294.0	18.58	73.94					
40	260.2	16.45	90.38					
41	114.2	7.22	97.60					
42	31.6	2.00	99.60					
44	6.4	0.40	100.00					
46	0.0	0.00	100.00					
48	0.0	0.00	100.00					
POD WT.	1582.2							



LOCATION 62 UPPT 2009 SIZE DISTRIBUTION CUMULATIVE WEIGHT PERCENT TABLE

N05024J

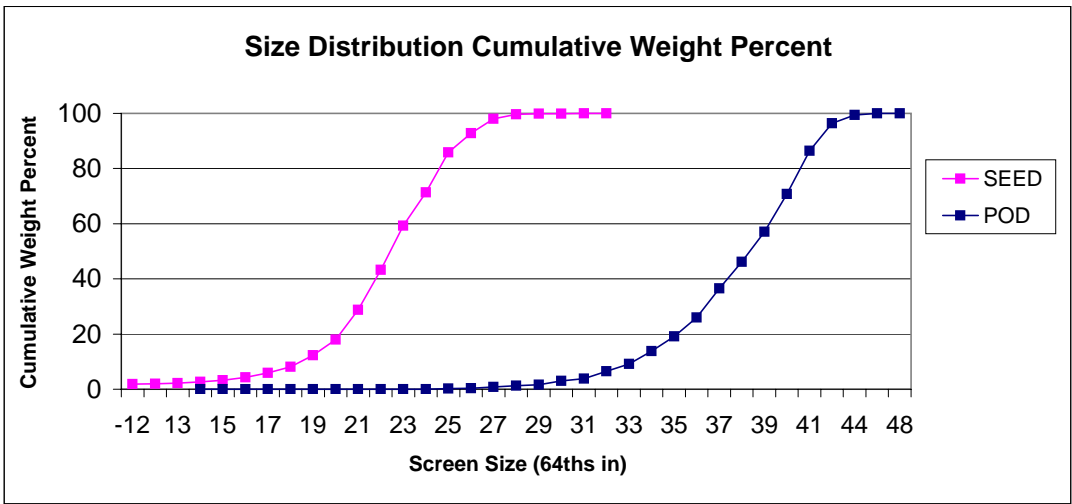
POD				SEED				
SCREEN SIZE	Weight	Wt %	Cum. Wt. %	SCREEN SIZE	Weight	Wt %	Wt % w/o SS	Cum. Wt %
				SS	700.0	14.28	---	---
				-12 & -20R	79.6	1.62	1.89	1.89
				12	2.6	0.05	0.06	1.96
				13	10.6	0.22	0.25	2.21
14	0.0	0.00	0.00	14	17.0	0.35	0.40	2.61
15	0.0	0.00	0.00	15	28.4	0.58	0.68	3.29
16	0.0	0.00	0.00	16	40.8	0.83	0.97	4.26
17	0.0	0.00	0.00	17	69.8	1.42	1.66	5.92
18	0.0	0.00	0.00	18	92.0	1.88	2.19	8.11
19	0.0	0.00	0.00	19	176.6	3.60	4.20	12.32
20	0.0	0.00	0.00	20	238.0	4.86	5.67	17.98
21	0.0	0.00	0.00	21	454.0	9.26	10.81	28.79
22	0.0	0.00	0.00	22	607.8	12.40	14.47	43.26
23	0.0	0.00	0.00	23	675.2	13.78	16.07	59.33
24	0.0	0.00	0.00	24	505.8	10.32	12.04	71.38
25	3.2	0.20	0.20	25	609.2	12.43	14.50	85.88
26	3.0	0.19	0.40	26	290.8	5.93	6.92	92.80
27	6.2	0.40	0.79	27	221.6	4.52	5.28	98.08
28	7.0	0.45	1.24	28	66.2	1.35	1.58	99.65
29	6.8	0.43	1.68	29	8.4	0.17	0.20	99.85
30	21.4	1.37	3.04	30	3.2	0.07	0.08	99.93
31	12.2	0.78	3.82	31	3.0	0.06	0.07	100.00
32	42.6	2.72	6.55	32	0.0	0.00	0.00	100.00
33	41.6	2.66	9.21	Total	4900.6	100	100	
34	72.2	4.62	13.83	Hull wt	1725.0			
35	82.8	5.30	19.12	Wt w/o SS	4200.6			
36	108.2	6.92	26.04	Percent Hulls		26.04		
37	163.6	10.46	36.51	Percent Meats		73.96		
38	151.6	9.70	46.20			100		
39	170.6	10.91	57.11					
40	212.8	13.61	70.72					
41	245.0	15.67	86.39					
42	156.0	9.98	96.37					
44	47.8	3.06	99.42					
46	9.0	0.58	100.00					
48	0.0	0.00	100.00					
POD WT.	1563.6							



LOCATION 62 UPPT 2009 SIZE DISTRIBUTION CUMULATIVE WEIGHT PERCENT TABLE

VT 003194

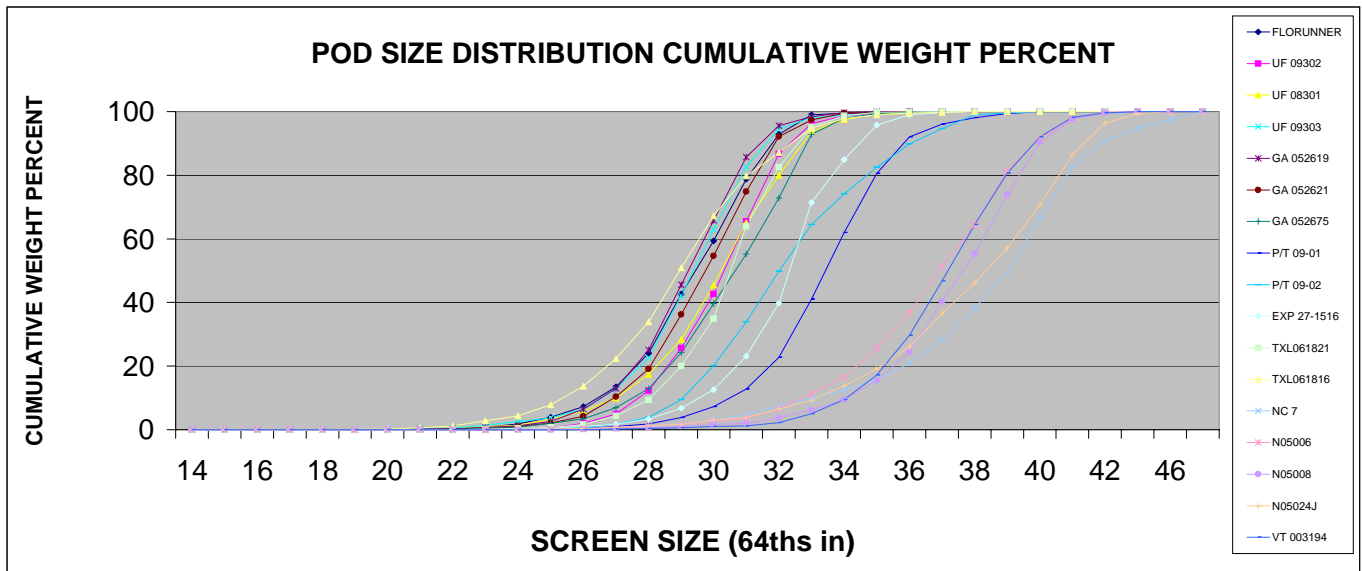
POD				SEED				
SCREEN SIZE	Weight	Wt %	Cum. Wt. %	SCREEN SIZE	Weight	Wt %	Wt % w/o SS	Cum. Wt %
				SS	585.6	11.91	---	---
				-12 & -20R	62.8	1.28	1.45	1.45
				12	3.6	0.07	0.08	1.53
				13	7.0	0.14	0.16	1.69
14	0.0	0.00	0.00	14	14.8	0.30	0.34	2.04
15	0.0	0.00	0.00	15	20.0	0.41	0.46	2.50
16	0.0	0.00	0.00	16	26.0	0.53	0.60	3.10
17	0.0	0.00	0.00	17	62.2	1.26	1.44	4.53
18	0.0	0.00	0.00	18	111.8	2.27	2.58	7.11
19	0.0	0.00	0.00	19	184.0	3.74	4.25	11.36
20	0.0	0.00	0.00	20	452.2	9.19	10.44	21.79
21	0.0	0.00	0.00	21	662.0	13.46	15.28	37.07
22	0.0	0.00	0.00	22	667.2	13.56	15.40	52.47
23	0.0	0.00	0.00	23	672.2	13.67	15.51	67.98
24	0.0	0.00	0.00	24	379.2	7.71	8.75	76.73
25	0.0	0.00	0.00	25	569.2	11.57	13.14	89.87
26	0.0	0.00	0.00	26	230.0	4.68	5.31	95.18
27	3.2	0.21	0.21	27	164.6	3.35	3.80	98.98
28	3.0	0.19	0.40	28	35.8	0.73	0.83	99.80
29	3.8	0.25	0.65	29	8.6	0.17	0.20	100.00
30	5.2	0.34	0.98	30	0.0	0.00	0.00	100.00
31	4.0	0.26	1.24	31	0.0	0.00	0.00	100.00
32	15.8	1.02	2.26	32	0.0	0.00	0.00	100.00
33	43.4	2.81	5.07	Total	4918.8	100	100	
34	67.8	4.38	9.45	Hull wt	1653.6			
35	120.6	7.80	17.25	Wt w/o SS	4333.2			
36	192.2	12.43	29.68	Percent Hulls		25.16		
37	264.6	17.11	46.79	Percent Meats		74.84		
38	273.4	17.68	64.47			100		
39	250.0	16.17	80.64					
40	176.8	11.43	92.07					
41	95.2	6.16	98.23					
42	21.6	1.40	99.62					
44	5.8	0.38	100.00					
46	0.0	0.00	100.00					
48	0.0	0.00	100.00					
POD WT.	1546.4							



LOCATION 62 UPPT 2009 POD SIZE DISTRIBUTION CUMULATIVE WEIGHT PERCENT TABLE

ENTRY NUMBER

SCREEN	SIZE	FLORUNNER	UF 09302	UF 08301	UF 09303	GA 052619	GA 052621	GA 052675	P/T 09-01	P/T 09-02	EXP 27-1516	TXL061821	TXL061816	NC 7	N05006	N05008	N05024J	VT 003194
14	0.00	0.00	0.00	0.00	0.00	0.00	0.00	0.00	0.00	0.00	0.00	0.00	0.00	0.00	0.00	0.00	0.00	0.00
15	0.00	0.00	0.00	0.00	0.00	0.00	0.00	0.00	0.00	0.00	0.00	0.00	0.00	0.00	0.00	0.00	0.00	0.00
16	0.00	0.00	0.00	0.00	0.00	0.00	0.00	0.00	0.00	0.00	0.00	0.00	0.00	0.00	0.00	0.00	0.00	0.00
17	0.00	0.00	0.00	0.00	0.00	0.00	0.00	0.00	0.00	0.00	0.00	0.00	0.00	0.00	0.00	0.00	0.00	0.00
18	0.00	0.00	0.00	0.00	0.00	0.00	0.00	0.00	0.00	0.00	0.00	0.00	0.00	0.00	0.00	0.00	0.00	0.00
19	0.00	0.00	0.00	0.00	0.00	0.00	0.00	0.00	0.00	0.00	0.00	0.00	0.08	0.00	0.00	0.00	0.00	0.00
20	0.00	0.00	0.06	0.08	0.00	0.00	0.00	0.00	0.00	0.00	0.00	0.00	0.23	0.00	0.00	0.00	0.00	0.00
21	0.11	0.00	0.22	0.28	0.18	0.08	0.04	0.00	0.00	0.00	0.00	0.00	0.56	0.00	0.00	0.00	0.00	0.00
22	0.24	0.03	0.58	0.54	0.33	0.20	0.11	0.00	0.00	0.00	0.00	0.00	1.22	0.00	0.00	0.00	0.00	0.00
23	0.81	0.09	1.03	1.41	0.72	0.33	0.41	0.00	0.00	0.00	0.00	0.15	2.79	0.00	0.00	0.00	0.00	0.00
24	1.76	0.16	1.38	2.47	1.16	0.97	0.84	0.00	0.14	0.11	0.44	4.33	0.00	0.06	0.00	0.00	0.00	0.00
25	3.96	0.65	3.28	3.68	2.57	2.14	1.99	0.22	0.30	0.42	0.68	7.87	0.00	0.19	0.00	0.20	0.00	0.00
26	7.25	2.01	5.84	6.41	6.43	4.24	3.47	0.43	0.74	0.96	1.64	13.64	0.06	0.33	0.15	0.40	0.00	0.00
27	13.46	4.95	9.96	12.74	12.93	10.34	6.92	1.04	1.70	1.66	4.37	22.37	0.29	0.53	0.35	0.79	0.21	0.00
28	24.06	12.30	17.38	22.64	25.09	19.14	12.83	1.86	3.97	3.41	9.34	33.94	0.80	1.08	0.64	1.24	0.40	0.00
29	42.68	25.63	28.37	42.11	45.54	36.20	24.21	3.81	9.48	6.76	19.97	50.92	1.91	1.67	1.07	1.68	0.65	0.00
30	59.32	42.69	45.46	63.00	65.82	54.66	39.63	7.27	20.15	12.61	34.95	67.17	3.06	2.60	1.66	3.04	0.98	0.00
31	78.77	65.46	65.11	82.68	85.72	74.86	55.20	12.80	33.86	23.09	63.87	79.73	4.71	3.65	2.06	3.82	1.24	0.00
32	92.88	86.70	79.97	94.54	95.53	92.18	72.88	22.70	49.79	39.74	82.48	87.16	7.39	6.52	3.75	6.55	2.26	0.00
33	99.01	96.28	93.76	98.13	98.40	97.37	92.90	41.03	64.47	71.45	95.19	94.73	9.89	11.38	6.14	9.21	5.07	0.00
34	99.46	98.71	97.49	98.89	99.74	99.52	97.85	61.94	74.19	84.90	98.73	97.77	12.52	16.53	9.48	13.83	9.45	0.00
35	99.72	99.49	99.15	99.75	100.00	99.75	99.39	80.58	82.45	95.76	99.76	99.01	15.72	25.61	15.45	19.12	17.25	0.00
36	100.00	99.95	99.62	99.87	100.00	100.00	99.90	92.08	89.84	99.00	99.86	99.48	20.90	36.72	24.46	26.04	29.68	0.00
37	100.00	100.00	99.77	100.00	100.00	100.00	100.00	96.07	94.70	99.75	100.00	99.79	28.18	51.44	40.32	36.51	46.79	0.00
38	100.00	100.00	100.00	100.00	100.00	100.00	100.00	98.10	99.03	100.00	100.00	100.00	38.35	64.27	55.35	46.20	64.47	0.00
39	100.00	100.00	100.00	100.00	100.00	100.00	100.00	99.36	99.62	100.00	100.00	100.00	49.23	81.46	73.94	57.11	80.64	0.00
40	100.00	100.00	100.00	100.00	100.00	100.00	100.00	100.00	100.00	100.00	100.00	100.00	66.62	91.70	90.38	70.72	92.07	0.00
41	100.00	100.00	100.00	100.00	100.00	100.00	100.00	100.00	100.00	100.00	100.00	100.00	82.62	97.77	97.60	86.39	98.23	0.00
42	100.00	100.00	100.00	100.00	100.00	100.00	100.00	100.00	100.00	100.00	100.00	100.00	90.81	99.87	99.60	96.37	99.62	0.00
44	100.00	100.00	100.00	100.00	100.00	100.00	100.00	100.00	100.00	100.00	100.00	100.00	94.81	100.00	100.00	99.42	100.00	0.00
46	100.00	100.00	100.00	100.00	100.00	100.00	100.00	100.00	100.00	100.00	100.00	100.00	97.51	100.00	100.00	100.00	100.00	0.00
48	100.00	100.00	100.00	100.00	100.00	100.00	100.00	100.00	100.00	100.00	100.00	100.00	100.00	100.00	100.00	100.00	100.00	0.00

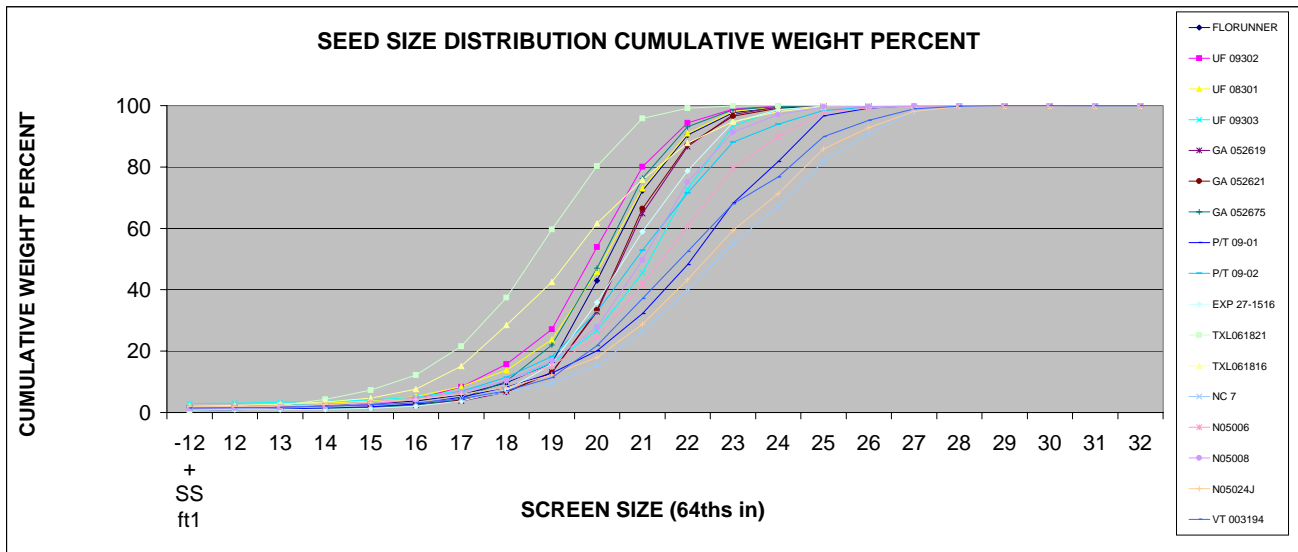


LOCATION 62 UPPT 2009 SEED SIZE DISTRIBUTION CUMULATIVE WEIGHT PERCENT TABLE

ENTRY NUMBER

SCREEN SIZE	FLORUNNER	UF 09302	UF 08301	UF 09303	GA 052619	GA 052621	GA 052675	P/T 09-01	P/T 09-02	EXP 27-1516	TXL061821	TXL061816	NC 7	N05006	N05008	N05024J	VT 003194
-12 + SS ft ¹	1.76	1.32	1.97	2.95	1.51	1.33	0.91	0.88	2.06	0.85	0.68	2.11	1.18	1.67	1.31	1.89	1.45
12	1.85	1.40	2.14	3.07	1.56	1.43	0.97	0.96	2.18	0.89	1.20	2.30	1.25	1.79	1.41	1.96	1.53
13	2.02	1.59	2.49	3.31	1.68	1.59	1.07	1.16	2.39	0.93	2.28	2.66	1.45	2.10	1.68	2.21	1.69
14	2.33	1.92	3.03	3.64	1.79	1.82	1.28	1.49	2.68	1.03	4.25	3.44	1.72	2.55	2.11	2.61	2.04
15	2.83	2.60	3.81	4.04	1.98	2.17	1.65	1.92	3.20	1.33	7.26	4.64	2.21	3.40	2.88	3.29	2.50
16	3.79	4.34	5.23	5.00	2.47	2.67	2.29	2.84	4.30	2.09	12.17	7.60	3.13	4.63	4.15	4.26	3.10
17	5.69	8.31	8.47	7.06	3.71	4.02	4.58	4.98	6.88	3.79	21.59	15.14	4.45	6.70	6.43	5.92	4.53
18	9.73	15.77	13.78	10.11	6.72	6.69	10.20	8.25	11.44	7.30	37.40	28.44	6.50	10.32	10.40	8.11	7.11
19	16.16	27.06	23.77	16.18	13.15	12.93	21.95	12.79	18.21	15.78	59.66	42.52	9.50	15.18	16.82	12.32	11.36
20	43.00	53.95	45.89	26.65	32.85	33.36	47.03	20.15	32.82	35.86	80.31	61.59	15.31	24.45	27.85	17.98	21.79
21	72.21	80.12	72.98	45.50	64.83	66.39	76.34	32.22	52.90	58.91	95.79	75.76	26.47	41.74	49.67	28.79	37.07
22	90.41	94.39	90.96	72.79	86.63	87.18	93.11	48.14	71.55	78.74	99.20	87.80	39.76	60.72	75.06	43.26	52.47
23	97.75	98.87	98.08	93.30	97.11	96.58	98.61	68.19	88.08	94.55	99.93	94.83	55.01	79.58	91.33	59.33	67.98
24	99.59	99.91	99.54	98.82	99.55	99.14	99.71	81.76	93.92	98.67	99.96	98.00	67.10	89.97	97.04	71.38	76.73
25	100.00	100.00	99.98	99.84	100.00	99.88	99.98	96.64	98.46	99.91	100.00	99.64	81.83	97.76	99.55	85.88	89.87
26	100.00	100.00	100.00	99.95	100.00	100.00	100.00	99.21	99.52	100.00	100.00	99.96	90.78	99.25	99.68	92.80	95.18
27	100.00	100.00	100.00	100.00	100.00	100.00	100.00	100.00	99.92	100.00	100.00	100.00	98.07	99.80	99.89	98.08	98.98
28	100.00	100.00	100.00	100.00	100.00	100.00	100.00	100.00	100.00	100.00	100.00	100.00	99.70	99.93	100.00	99.65	99.80
29	100.00	100.00	100.00	100.00	100.00	100.00	100.00	100.00	100.00	100.00	100.00	100.00	99.97	100.00	100.00	99.85	100.00
30	100.00	100.00	100.00	100.00	100.00	100.00	100.00	100.00	100.00	100.00	100.00	100.00	100.00	100.00	100.00	99.93	100.00
31	100.00	100.00	100.00	100.00	100.00	100.00	100.00	100.00	100.00	100.00	100.00	100.00	100.00	100.00	100.00	100.00	100.00
32	100.00	100.00	100.00	100.00	100.00	100.00	100.00	100.00	100.00	100.00	100.00	100.00	100.00	100.00	100.00	100.00	100.00

¹ SS ft is -17R, -20R, OR -16R FOR RUNNER, VIRGINIA OR SPANISH MARKET TYPES, RESPECTIVELY



LOCATION 62 UPPT 2009 SEED COUNT/POUND TABLE

FLORUNNER

Weight of 100 seed

	Wt (g)	Wt of 1 seed	Count/lb
Jumbo	78.2	0.782	580
Medium	61.2	0.612	741
Number 1	36.6	0.366	1239
Splits	28.4	0.284	1597

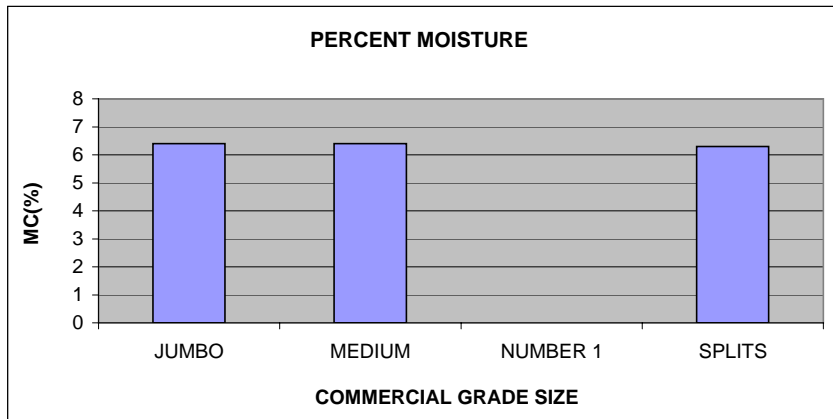
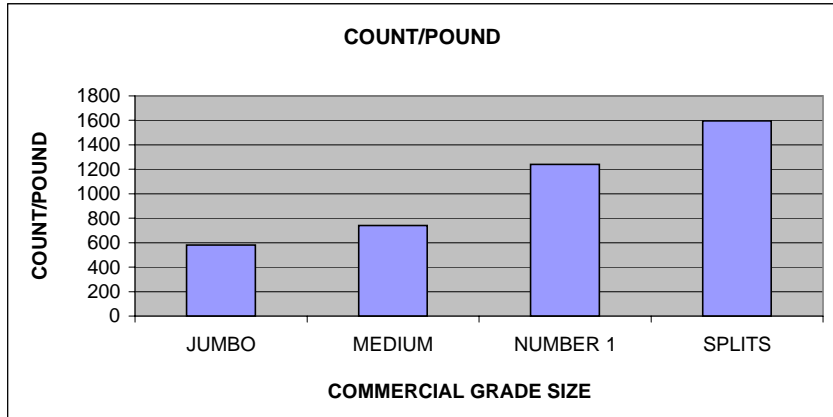
LOCATION 62 SEED MOISTURE CONTENT TABLE

FLORUNNER

GAC 2000 Percent Moisture & Density

	MC*	kg/hl
Jumbo	6.4	59.1
Medium	6.4	61.9
Number 1	N/A	N/A
Splits	6.3	57.3

* NA INDICATES THAT THERE WAS NOT ENOUGH MATERIAL FOR THE GAC 2000 TO READ



LOCATION 62 UPPT 2009 SEED COUNT/POUND TABLE

UF 09302

Weight of 100 seed

	Wt (g)	Wt of 1 seed	Count/lb
Jumbo	71.8	0.718	632
Medium	55.8	0.558	813
Number 1	38.0	0.380	1194
Splits	27.4	0.274	1655

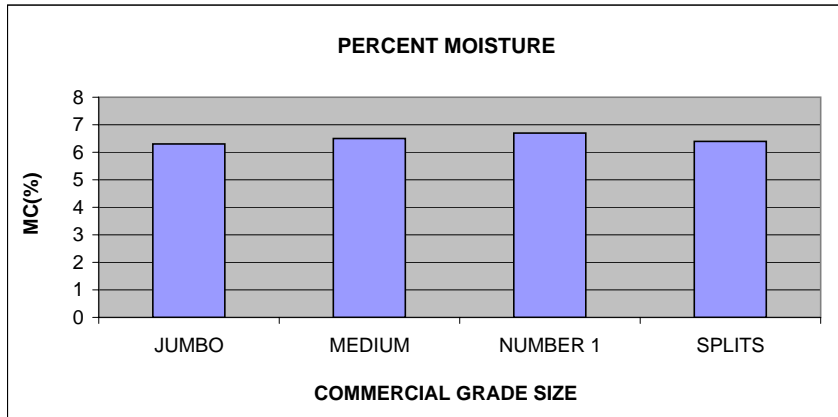
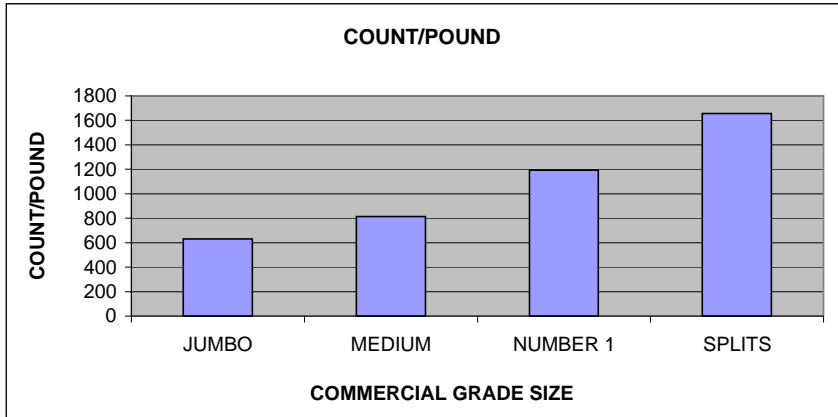
LOCATION 62 SEED MOISTURE CONTENT TABLE

UF 09302

GAC 2000 Percent Moisture & Density

	MC*	kg/hl
Jumbo	6.3	61.4
Medium	6.5	61.3
Number 1	6.7	62.8
Splits	6.4	57.1

* NA INDICATES THAT THERE WAS NOT ENOUGH MATERIAL FOR THE GAC 2000 TO READ



LOCATION 62 UPPT 2009 SEED COUNT/POUND TABLE

UF 08301

Weight of 100 seed

	Wt (g)	Wt of 1 seed	Count/lb
Jumbo	74.6	0.746	608
Medium	62.0	0.620	732
Number 1	39.6	0.396	1145
Splits	34.4	0.344	1319

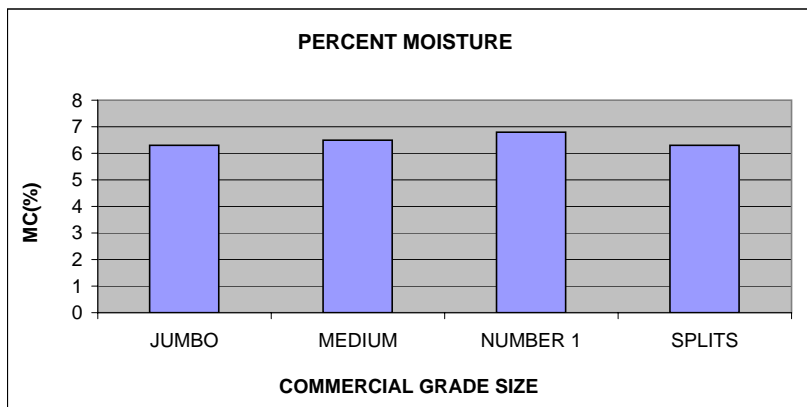
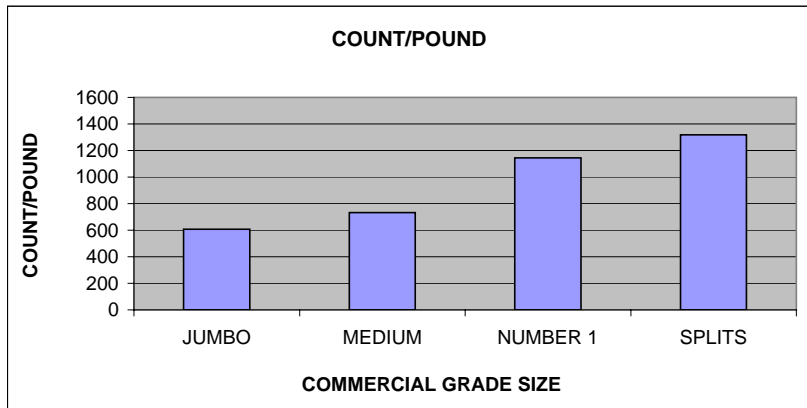
LOCATION 62 SEED MOISTURE CONTENT TABLE

UF 08301

GAC 2000 Percent Moisture & Density

	MC*	kg/hl
Jumbo	6.3	59.6
Medium	6.5	60.2
Number 1	6.8	55.1
Splits	6.3	56.1

* NA INDICATES THAT THERE WAS NOT ENOUGH MATERIAL FOR THE GAC 2000 TO READ



LOCATION 62 UPPT 2009 SEED COUNT/POUND TABLE

UF 09303

Weight of 100 seed

	Wt (g)	Wt of 1 seed	Count/lb
Jumbo	75.0	0.750	605
Medium	57.0	0.570	796
Number 1	38.0	0.380	1194
Splits	31.4	0.314	1445

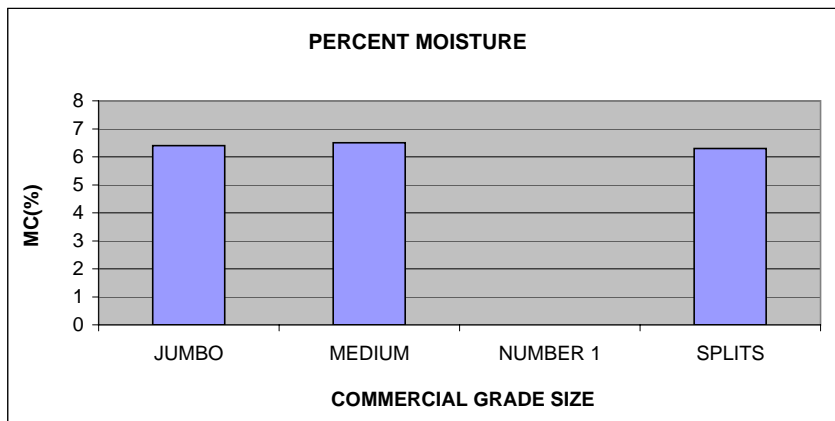
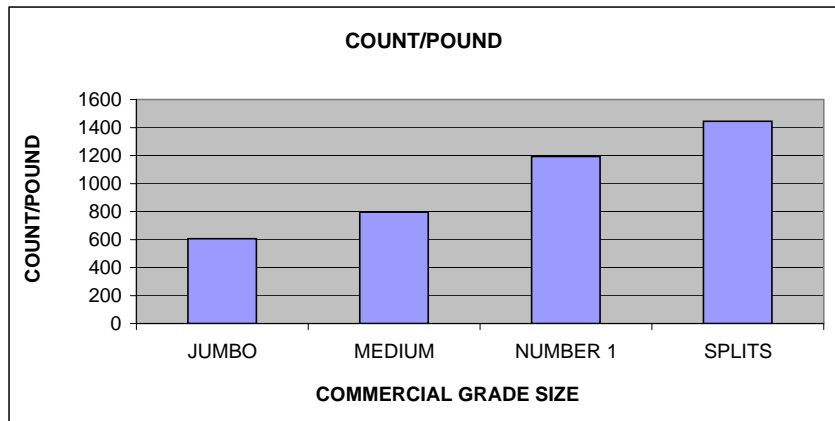
LOCATION 62 SEED MOISTURE CONTENT TABLE

UF 09303

GAC 2000 Percent Moisture & Density

	MC*	kg/hl
Jumbo	6.4	61.3
Medium	6.5	62.3
Number 1	N/A	N/A
Splits	6.3	58.3

* NA INDICATES THAT THERE WAS NOT ENOUGH MATERIAL FOR THE GAC 2000 TO READ



LOCATION 62 UPPT 2009 SEED COUNT/POUND TABLE

GA 052619

	Weight of 100 seed		
	Wt (g)	Wt of 1 seed	Count/lb
Jumbo	69.0	0.690	657
Medium	56.0	0.560	810
Number 1	33.4	0.334	1358
Splits	28.2	0.282	1609

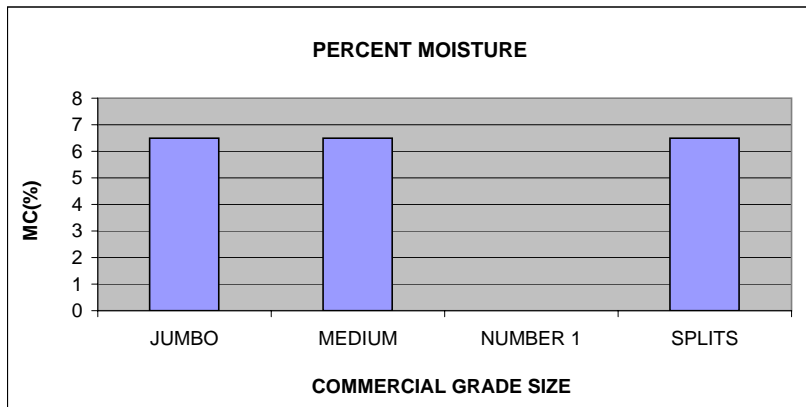
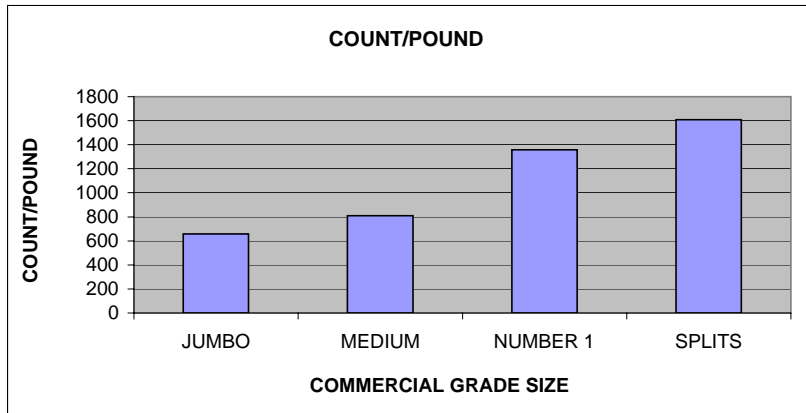
LOCATION 62 SEED MOISTURE CONTENT TABLE

GA 052619

GAC 2000 Percent Moisture & Density

	MC*	kg/hl
Jumbo	6.5	61.2
Medium	6.5	63.1
Number 1	N/A	N/A
Splits	6.5	59.9

* NA INDICATES THAT THERE WAS NOT ENOUGH MATERIAL FOR THE GAC 2000 TO READ



LOCATION 62 UPPT 2009 SEED COUNT/POUND TABLE

GA 052621

Weight of 100 seed

	Wt (g)	Wt of 1 seed	Count/lb
Jumbo	80.2	0.802	566
Medium	60.4	0.604	751
Number 1	36.8	0.368	1233
Splits	32.4	0.324	1400

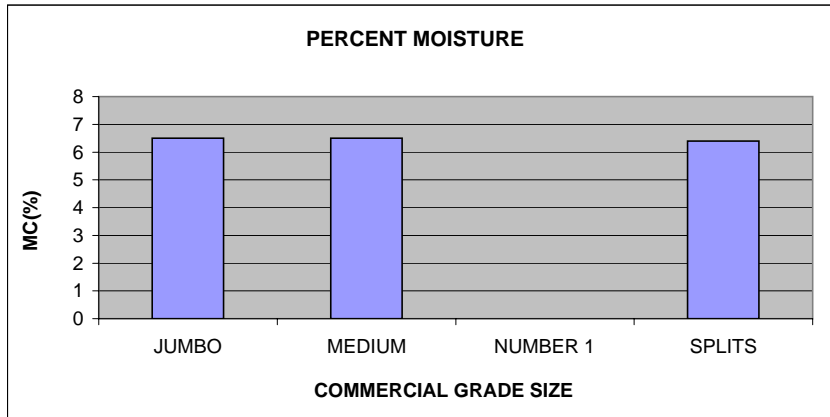
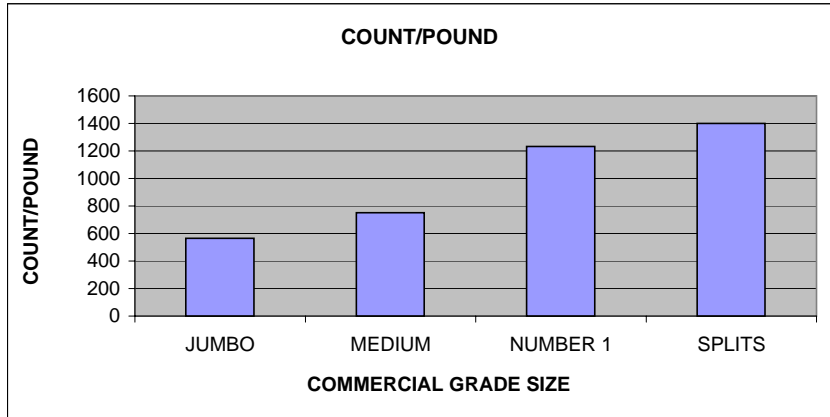
LOCATION 62 SEED MOISTURE CONTENT TABLE

GA 052621

GAC 2000 Percent Moisture & Density

	MC*	kg/hl
Jumbo	6.5	60.8
Medium	6.5	62.2
Number 1	N/A	N/A
Splits	6.4	58.5

* NA INDICATES THAT THERE WAS NOT ENOUGH MATERIAL FOR THE GAC 2000 TO READ



LOCATION 62 UPPT 2009 SEED COUNT/POUND TABLE

GA 052675

Weight of 100 seed

	Wt (g)	Wt of 1 seed	Count/lb
Jumbo	73.2	0.732	620
Medium	59.0	0.590	769
Number 1	37.6	0.376	1206
Splits	31.0	0.310	1463

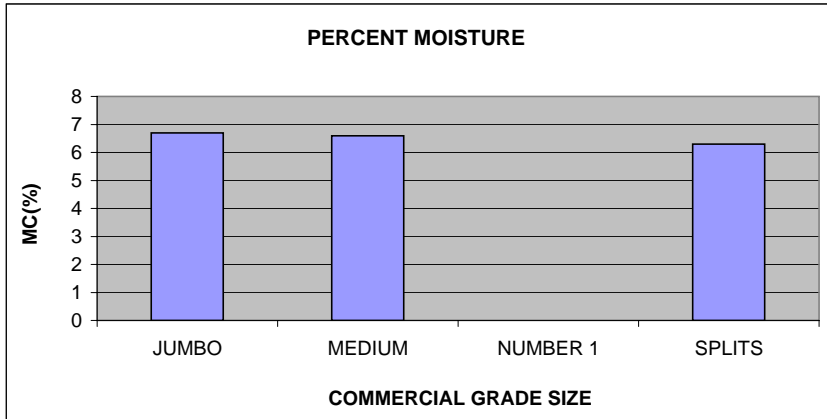
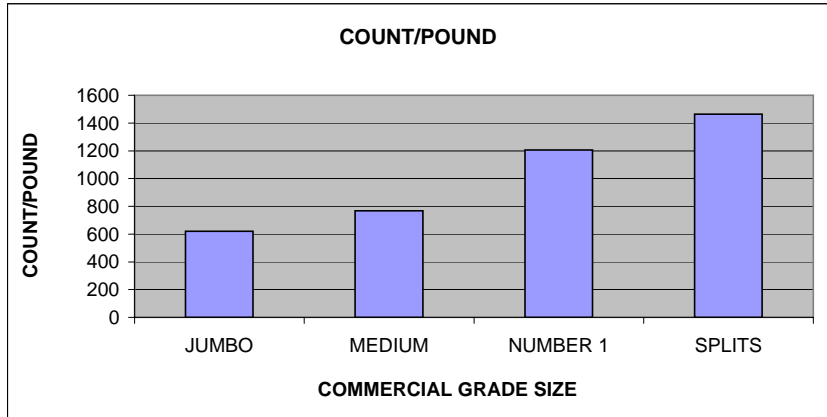
LOCATION 62 SEED MOISTURE CONTENT TABLE

GA 052675

GAC 2000 Percent Moisture & Density

	MC*	kg/hl
Jumbo	6.7	59.7
Medium	6.6	62.3
Number 1	N/A	N/A
Splits	6.3	58.9

* NA INDICATES THAT THERE WAS NOT ENOUGH MATERIAL FOR THE GAC 2000 TO READ



LOCATION 62 UPPT 2009 SEED COUNT/POUND TABLE

P/T 09-01

Weight of 100 seed

	Wt (g)	Wt of 1 seed	Count/lb
Jumbo	83.0	0.830	547
Medium	56.0	0.560	810
Number 1	41.2	0.412	1101
Splits	32.2	0.322	1409

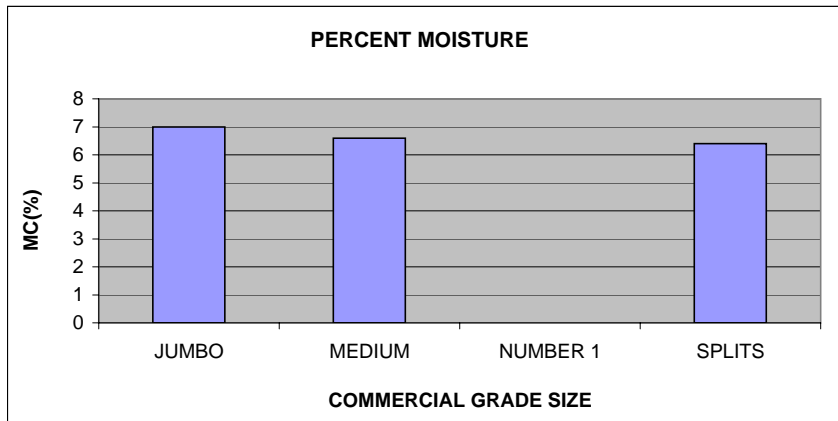
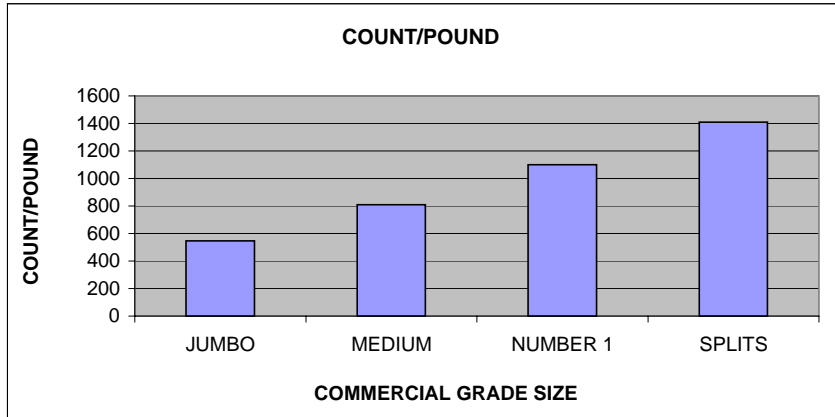
LOCATION 62 SEED MOISTURE CONTENT TABLE

P/T 09-01

GAC 2000 Percent Moisture & Density

	MC*	kg/hl
Jumbo	7.0	53.3
Medium	6.6	62.2
Number 1	N/A	N/A
Splits	6.4	56.4

* NA INDICATES THAT THERE WAS NOT ENOUGH MATERIAL FOR THE GAC 2000 TO READ



LOCATION 62 UPPT 2009 SEED COUNT/POUND TABLE

P/T 09-02

	Weight of 100 seed		Count/lb
	Wt (g)	Wt of 1 seed	
Jumbo	80.8	0.808	561
Medium	56.8	0.568	799
Number 1	40.4	0.404	1123
Splits	32.6	0.326	1391

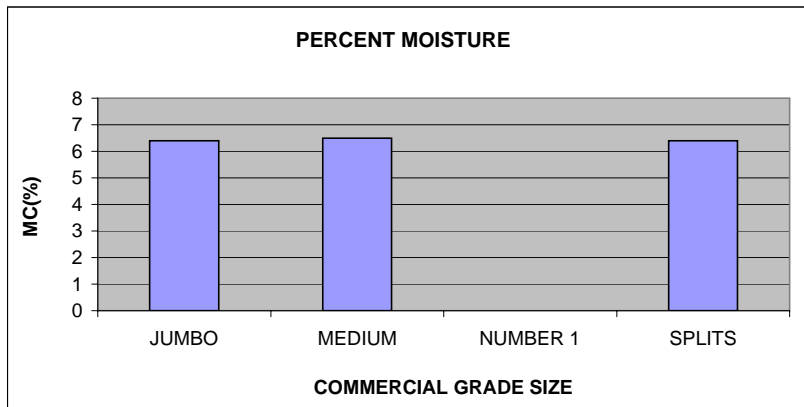
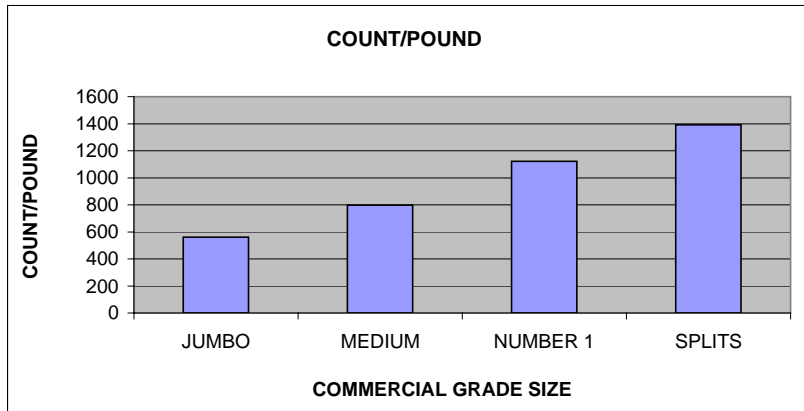
LOCATION 62 SEED MOISTURE CONTENT TABLE

P/T 09-02

GAC 2000 Percent Moisture & Density

	MC*	kg/hl
Jumbo	6.4	59.3
Medium	6.5	61.8
Number 1	N/A	N/A
Splits	6.4	56.2

* NA INDICATES THAT THERE WAS NOT ENOUGH MATERIAL FOR THE GAC 2000 TO READ



LOCATION 62 UPPT 2009 SEED COUNT/POUND TABLE

EXP 27-1516

Weight of 100 seed

	Wt (g)	Wt of 1 seed	Count/lb
Jumbo	76.6	0.766	592
Medium	69.4	0.694	654
Number 1	42.6	0.426	1065
Splits	34.6	0.346	1311

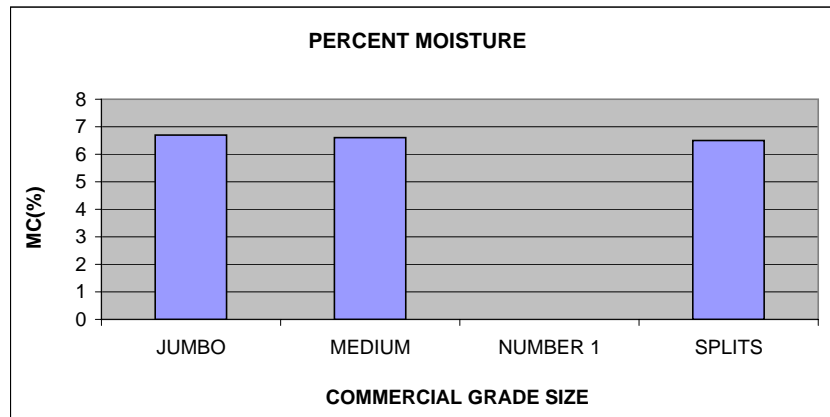
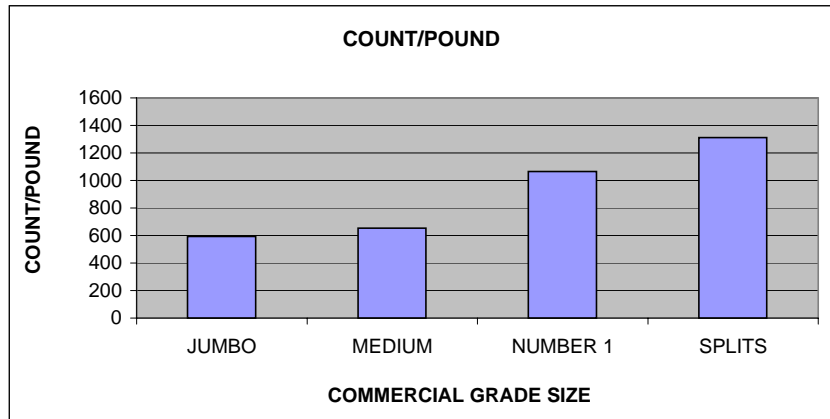
LOCATION 62 SEED MOISTURE CONTENT TABLE

EXP 27-1516

GAC 2000 Percent Moisture & Density

	MC*	kg/hl
Jumbo	6.7	57.7
Medium	6.6	60.9
Number 1	N/A	N/A
Splits	6.5	57.9

* NA INDICATES THAT THERE WAS NOT ENOUGH MATERIAL FOR THE GAC 2000 TO READ



LOCATION 62 UPPT 2009 SEED COUNT/POUND TABLE

TXL061821

	Weight of 100 seed		
	Wt (g)	Wt of 1 seed	Count/lb
Jumbo	76.4	0.764	594
Medium	66.6	0.666	681
Number 1	49.4	0.494	918
Splits	30.8	0.308	1473

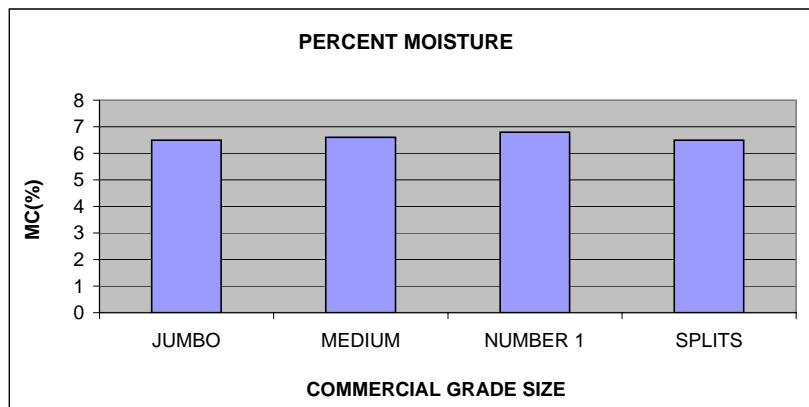
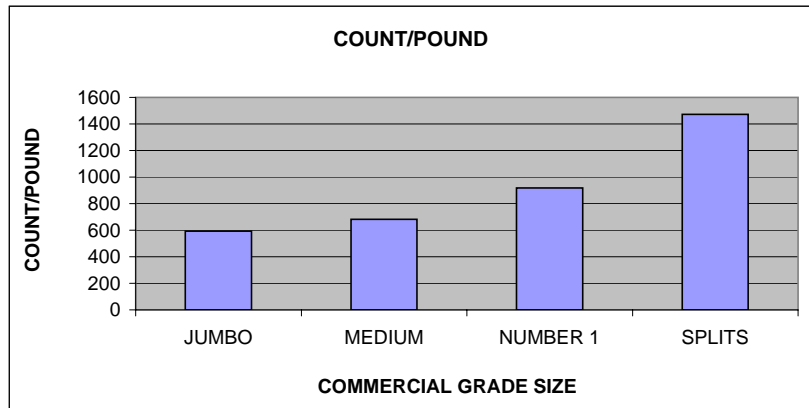
LOCATION 62 SEED MOISTURE CONTENT TABLE

TXL061821

GAC 2000 Percent Moisture & Density

	MC*	kg/hl
Jumbo	6.5	60.5
Medium	6.6	62.1
Number 1	6.8	64.0
Splits	6.5	52.7

* NA INDICATES THAT THERE WAS NOT ENOUGH MATERIAL FOR THE GAC 2000 TO READ



LOCATION 62 UPPT 2009 SEED COUNT/POUND TABLE

TXL061816

	Weight of 100 seed		
	Wt (g)	Wt of 1 seed	Count/lb
Jumbo	76.6	0.766	592
Medium	58.4	0.584	777
Number 1	43.0	0.430	1055
Splits	31.0	0.310	1463

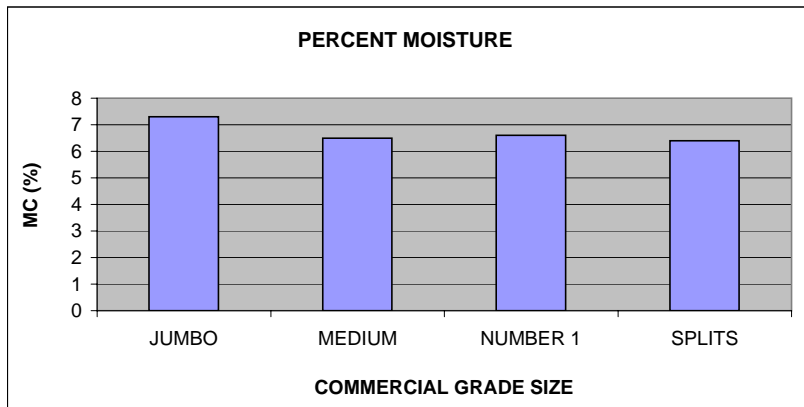
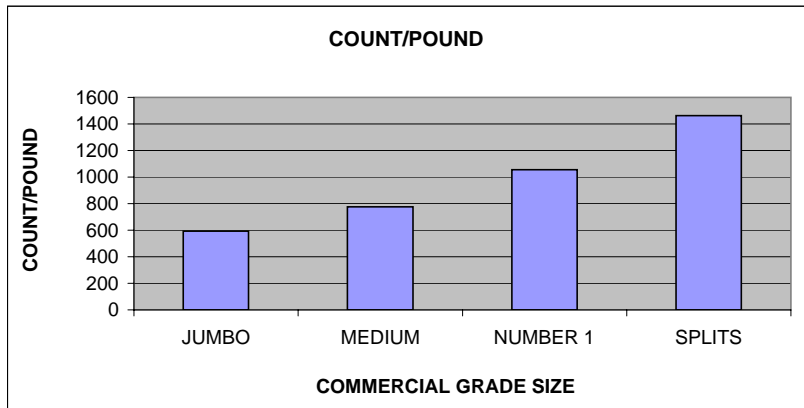
LOCATION 62 SEED MOISTURE CONTENT TABLE

TXL061816

GAC 2000 Percent Moisture & Density

	MC*	kg/hl
Jumbo	7.3	49.8
Medium	6.5	62.7
Number 1	6.6	63.5
Splits	6.4	58.6

* NA INDICATES THAT THERE WAS NOT ENOUGH MATERIAL FOR THE GAC 2000 TO READ



LOCATION 62 UPPT 2009 SEED COUNT/POUND TABLE

NC 7

Weight of 100 seed

	Wt (g)	Wt of 1 seed	Count/lb
Elk	117.8	1.178	385
Medium	59.8	0.598	759
Number 1	39.8	0.398	1140
Splits	49.2	0.492	922

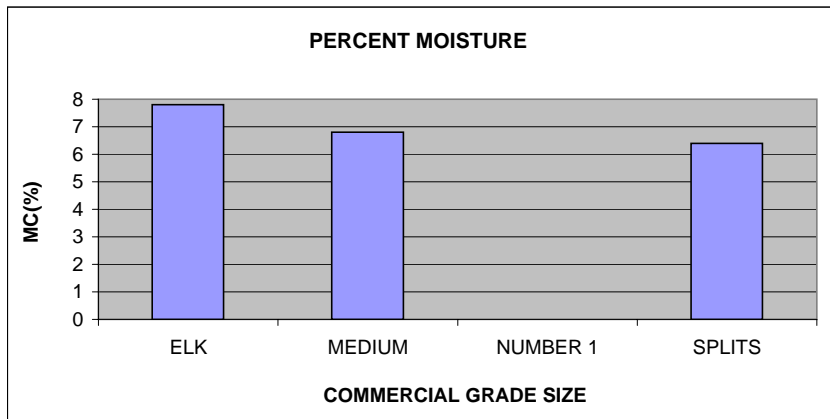
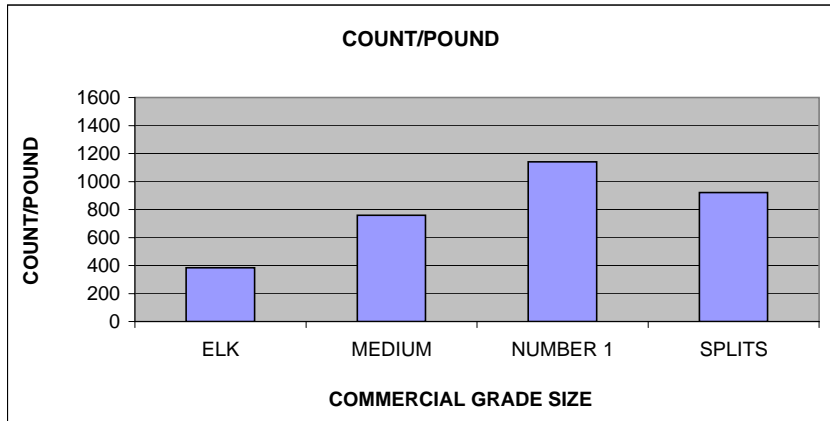
LOCATION 62 SEED MOISTURE CONTENT TABLE

NC 7

GAC 2000 Percent Moisture & Density

	MC*	kg/hl
Elk	7.8	46.9
Medium	6.8	58.1
Number 1	N/A	N/A
Splits	6.4	55.2

* NA INDICATES THAT THERE WAS NOT ENOUGH MATERIAL FOR THE GAC 2000 TO READ



LOCATION 62 UPPT 2009 SEED COUNT/POUND TABLE

N05006

Weight of 100 seed

	Wt (g)	Wt of 1 seed	Count/lb
Elk	100.4	1.004	452
Medium	58.2	0.582	779
Number 1	41.0	0.410	1106
Splits	47.8	0.478	949

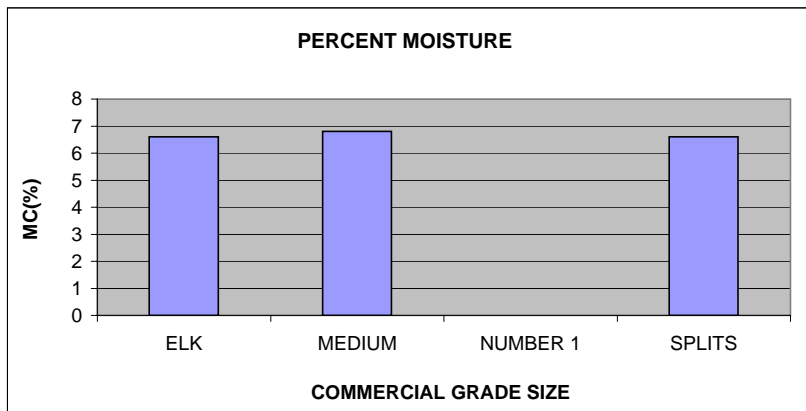
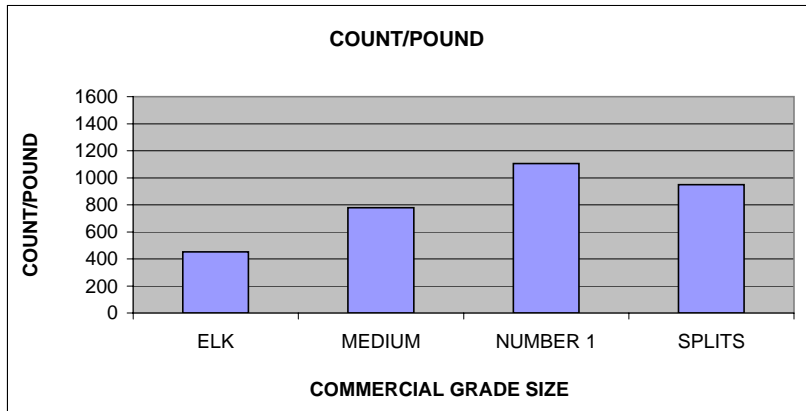
LOCATION 62 SEED MOISTURE CONTENT TABLE

N05006

GAC 2000 Percent Moisture & Density

	MC*	kg/hl
Elk	6.6	58.1
Medium	6.8	55.3
Number 1	N/A	N/A
Splits	6.6	55.2

* NA INDICATES THAT THERE WAS NOT ENOUGH MATERIAL FOR THE GAC 2000 TO READ



LOCATION 62 UPPT 2009 SEED COUNT/POUND TABLE

N05008

Weight of 100 seed

	Wt (g)	Wt of 1 seed	Count/lb
Elk	97.2	0.972	467
Medium	60.6	0.606	749
Number 1	43.6	0.436	1040
Splits	45.2	0.452	1004

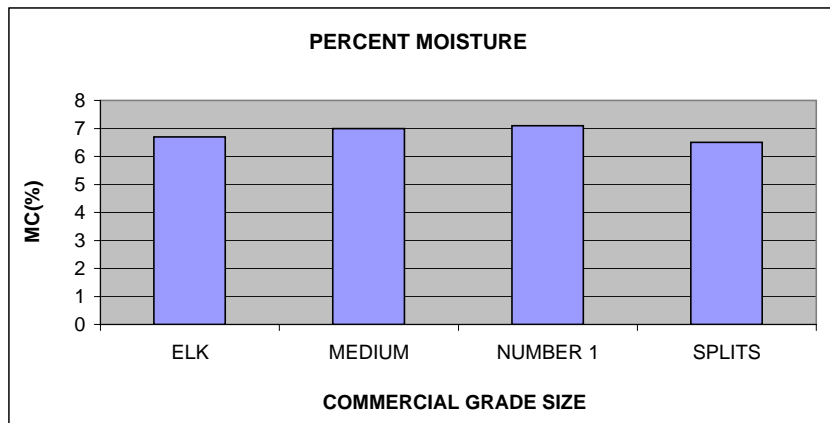
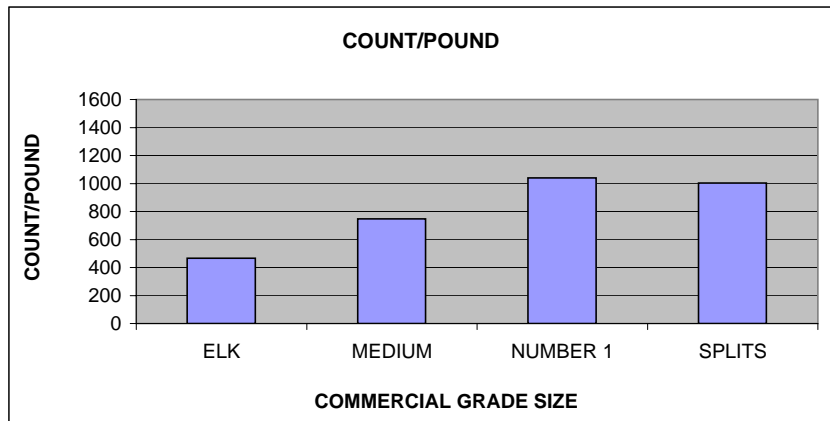
LOCATION 62 SEED MOISTURE CONTENT TABLE

N05008

GAC 2000 Percent Moisture & Density

	MC*	kg/hl
Elk	6.7	56.0
Medium	7.0	59.3
Number 1	7.1	55.7
Splits	6.5	52.7

* NA INDICATES THAT THERE WAS NOT ENOUGH MATERIAL FOR THE GAC 2000 TO READ



LOCATION 62 UPPT 2009 SEED COUNT/POUND TABLE

N05024J

Weight of 100 seed

	Wt (g)	Wt of 1 seed	Count/lb
Elk	111.6	1.116	406
Medium	61.6	0.616	736
Number 1	42.0	0.420	1080
Splits	50.6	0.506	896

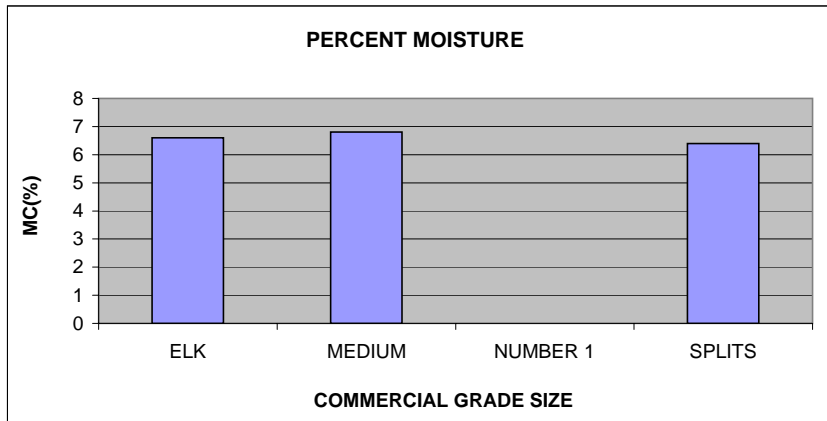
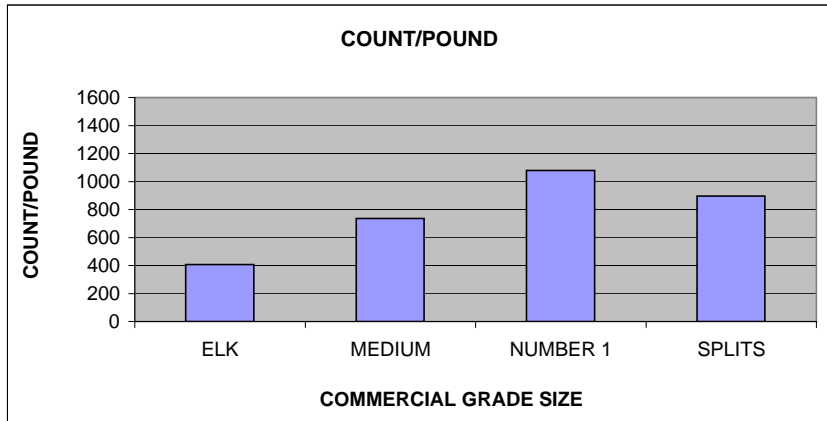
LOCATION 62 SEED MOISTURE CONTENT TABLE

N05024J

GAC 2000 Percent Moisture & Density

	MC*	kg/hl
Elk	6.6	58.2
Medium	6.8	62.1
Number 1	N/A	N/A
Splits	6.4	54.5

* NA INDICATES THAT THERE WAS NOT ENOUGH MATERIAL FOR THE GAC 2000 TO READ



LOCATION 62 UPPT 2009 SEED COUNT/POUND TABLE

VT 003194

Weight of 100 seed

	Wt (g)	Wt of 1 seed	Count/lb
Elk	105.8	1.058	429
Medium	59.8	0.598	759
Number 1	42.0	0.420	1080
Splits	50.6	0.506	896

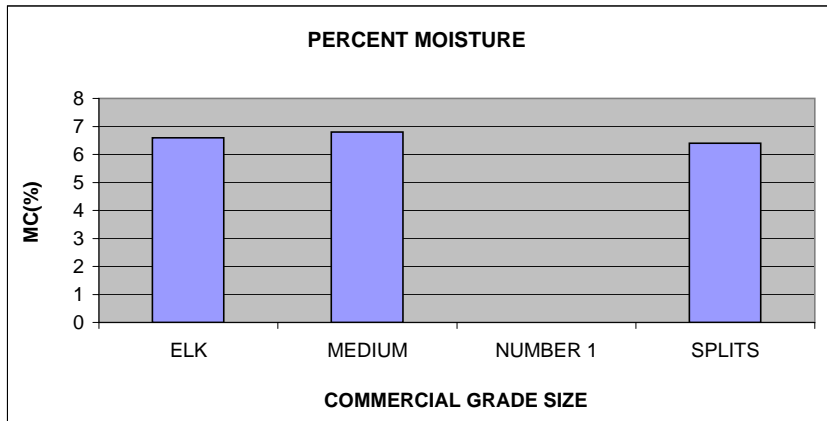
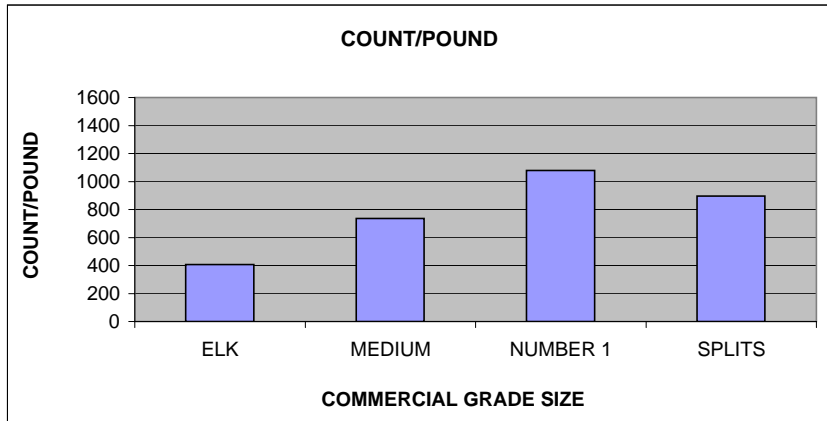
LOCATION 62 SEED MOISTURE CONTENT TABLE

VT 003194

GAC 2000 Percent Moisture & Density

	MC*	kg/hl
Elk	7.2	49.7
Medium	6.8	59.3
Number 1	N/A	N/A
Splits	6.5	52.3

* NA INDICATES THAT THERE WAS NOT ENOUGH MATERIAL FOR THE GAC 2000 TO READ



LOCATION 62 UPPT 2009 SHELLING DATA

VARIETY: FLORUNNER DATE: MAR 22, 2010

STAGE	GRATE		WEIGHT	TIME
1st	27	initial	6283.6	165 sec.
		grams shelled / min	1819.2	
2nd	24	unshelled	1280.8	107 sec.
		grams shelled / min	558.5	
3rd	21	unshelled	284.8	64 sec.
		grams shelled / min	242.4	
4th	18	unshelled	26.2	9 sec.
		grams shelled / min	174.7	
5th				
6th				
Final grams unshelled			0.0	
Total grams shelled			6283.6	5.75 min.
Total grams shelled / min			1092.8	
HULLS			1360.2	

VARIETY: UF 09302 DATE: MAR 22, 2010

STAGE	GRATE		WEIGHT	TIME
1st	27	initial	6266.0	214 sec.
		grams shelled / min	1621.2	
2nd	24	unshelled	483.8	71 sec.
		grams shelled / min	370.3	
3rd	21	unshelled	45.6	11 sec.
		grams shelled / min	248.7	
4th				
5th				
6th				
Final grams unshelled			0.0	
Total grams shelled			6266.0	4.93 min.
Total grams shelled / min			1270.1	
HULLS			1581.0	

VARIETY: UF 08301 DATE: MAR 22, 2010

STAGE	GRATE		WEIGHT	TIME
1st	27	initial	6340.6	203 sec.
		grams shelled / min	1579.5	
2nd	24	unshelled	996.6	106 sec.
		grams shelled / min	447.6	
3rd	21	unshelled	205.8	47 sec.
		grams shelled / min	233.6	
4th	18	unshelled	22.8	11 sec.
		grams shelled / min	124.4	
5th				
6th				
Final grams unshelled			0.0	
Total grams shelled			6340.6	6.12 min.
Total grams shelled / min			1036.6	
HULLS			1500.4	

VARIETY: UF 09303 DATE: MAR 22, 2010

STAGE	GRATE		WEIGHT	TIME
1st	29	initial	6419.2	119 sec.
		grams shelled / min	1593.5	
2nd	26	unshelled	3258.8	194 sec.
		grams shelled / min	651.2	
3rd	23	unshelled	1153.4	170 sec.
		grams shelled / min	356.5	
4th	20	unshelled	143.2	28 sec.
		grams shelled / min	265.7	
5th	17	unshelled	19.2	11 sec.
		grams shelled / min	104.7	
6th				
Final grams unshelled			0.0	
Total grams shelled			6419.2	8.70 min.
Total grams shelled / min			737.8	
HULLS			1473.8	

VARIETY: GA 052619 DATE: MAR 22, 2010

STAGE	GRATE		WEIGHT	TIME
1st	27	initial	6352.8	172 sec.
		grams shelled / min	1802.0	
2nd	24	unshelled	1187.2	111 sec.
		grams shelled / min	517.3	
3rd	21	unshelled	230.2	46 sec.
		grams shelled / min	275.2	
4th	18	unshelled	19.2	11 sec.
		grams shelled / min	104.7	
5th				
6th				
Final grams unshelled			0.0	
Total grams shelled			6352.8	5.67 min.
Total grams shelled / min			1121.1	
HULLS			1481.8	

VARIETY: GA 052621 DATE: MAR 22, 2010

STAGE	GRATE		WEIGHT	TIME
1st	28	initial	6296.6	184 sec.
		grams shelled / min	1689.1	
2nd	25	unshelled	1116.8	113 sec.
		grams shelled / min	490.6	
3rd	22	unshelled	192.8	35 sec.
		grams shelled / min	317.1	
4th	19	unshelled	7.8	14 sec.
		grams shelled / min	33.4	
5th				
6th				
Final grams unshelled			0.0	
Total grams shelled			6296.6	5.77 min.
Total grams shelled / min			1091.9	
HULLS			1365.4	

LOCATION 62 UPPT 2009 SHELLING DATA

VARIETY: GA 052675

DATE: MAR 22, 2010

STAGE	GRATE	WEIGHT	TIME
1st	28 initial	6441.8	211 sec.
	grams shelled / min	1587.4	
2nd	25 unshelled	859.6	104 sec.
	grams shelled / min	407.5	
3rd	22 unshelled	153.2	33 sec.
	grams shelled / min	257.8	
4th	19 unshelled	11.4	11 sec.
	grams shelled / min	62.2	
5th			
6th			
Total grams shelled		6441.8	5.98 min.
Total grams shelled / min		1076.6	
HULLS		1416.8	

VARIETY: P/T 09-01

DATE: MAR 23, 2010

GRATE	WEIGHT	TIME
29 initial	6227.6	157 sec.
	grams shelled / min	1860.8
26 unshelled	1358.4	103 sec.
	grams shelled / min	756.5
23 unshelled	59.8	14 sec.
	grams shelled / min	256.3
Final grams unshelled		0.0
Total grams shelled		6227.6 4.57 min.
Total grams shelled / min		1363.7
HULLS		1543.6

VARIETY: P/T 09-02

DATE: MAR 23, 2010

STAGE	GRATE	WEIGHT	TIME
1st	30 initial	6382.2	170 sec.
	grams shelled / min	1730.0	
2nd	27 unshelled	1480.6	174 sec.
	grams shelled / min	472.7	
3rd	24 unshelled	109.8	23 sec.
	grams shelled / min	277.0	
4th	21 unshelled	3.6	9 sec.
	grams shelled / min	24.0	
5th			
6th			
Final grams unshelled		0.0	
Total grams shelled		6382.2	6.27 min.
Total grams shelled / min		1018.4	
HULLS		1671.0	

VARIETY: EXP 27-1516

DATE: MAR 23, 2010

GRATE	WEIGHT	TIME
28 initial	6183.0	182 sec.
	grams shelled / min	1982.8
25 unshelled	168.4	26 sec.
	grams shelled / min	320.8
22 unshelled	29.4	10 sec.
	grams shelled / min	168.0
19 unshelled	1.4	5 sec.
	grams shelled / min	16.8
Final grams unshelled		0.0
Total grams shelled		6183.0 3.72 min.
Total grams shelled / min		1663.6
HULLS		1483.4

VARIETY: TXL061821

DATE: MAR 23, 2010

STAGE	GRATE	WEIGHT	TIME
1st	27 initial	6238.4	186 sec.
	grams shelled / min	1949.5	
2nd	24 unshelled	194.8	35 sec.
	grams shelled / min	298.3	
3rd	21 unshelled	20.8	12 sec.
	grams shelled / min	97.0	
4th	18 unshelled	1.4	5 sec.
	grams shelled / min	16.8	
5th			
6th			
Final grams unshelled		0.0	
Total grams shelled		6238.4	3.97 min.
Total grams shelled / min		1572.7	
HULLS		1593.2	

VARIETY: TXL061816

DATE: MAR 23, 2010

GRATE	WEIGHT	TIME
28 initial	6153.4	177 sec.
	grams shelled / min	1733.6
25 unshelled	1039.4	94 sec.
	grams shelled / min	517.0
22 unshelled	229.4	51 sec.
	grams shelled / min	241.9
19 unshelled	23.8	13 sec.
	grams shelled / min	109.8
Final grams unshelled		0.0
Total grams shelled		6153.4 5.58 min.
Total grams shelled / min		1102.1
HULLS		1446.0

LOCATION 62 UPPT 2009 SHELLING DATA

VARIETY: NC 7

DATE: MAR 23, 2010

STAGE	GRATE		WEIGHT	TIME
1st	30	initial	6317.6	156 sec.
		grams shelled / min	2348.4	
2nd	27	unshelled	211.8	61 sec.
		grams shelled / min	187.3	
3rd	24	unshelled	21.4	12 sec.
		grams shelled / min	107.0	
4th				
5th				
6th				
Final grams unshelled			0.0	
Total grams shelled			6317.6	3.82 min.
Total grams shelled / min			1655.3	
HULLS			1703.2	

VARIETY: N05006

DATE: MAR 23, 2010

STAGE	GRATE		WEIGHT	TIME
1st	31	initial	6367.8	162 sec.
		grams shelled / min	2276.7	
2nd	28	unshelled	220.8	34 sec.
		grams shelled / min	279.9	
3rd	25	unshelled	62.2	20 sec.
		grams shelled / min	145.8	
4th	22	unshelled	13.6	11 sec.
		grams shelled / min	74.2	
5th				
6th				
Final grams unshelled			0.0	
Total grams shelled			6367.8	3.78 min.
Total grams shelled / min			1683.1	
HULLS			1809.6	

VARIETY: N05008

DATE: MAR 23, 2010

STAGE	GRATE		WEIGHT	TIME
1st	29	initial	6427.8	179 sec.
		grams shelled / min	1986.8	
2nd	26	unshelled	500.4	62 sec.
		grams shelled / min	457.0	
3rd	23	unshelled	28.2	12 sec.
		grams shelled / min	141.0	
4th				
5th				
6th				
Final grams unshelled			0.0	
Total grams shelled			6427.8	4.22 min.
Total grams shelled / min			1524.4	
HULLS			1872.0	

VARIETY: N05024J

DATE: MAR 23, 2010

STAGE	GRATE		WEIGHT	TIME
1st	32	initial	6433.8	165 sec.
		grams shelled / min	2252.7	
2nd	29	unshelled	239.0	30 sec.
		grams shelled / min	277.6	
3rd	26	unshelled	100.2	22 sec.
		grams shelled / min	208.4	
4th	23	unshelled	23.8	10 sec.
		grams shelled / min	142.8	
5th				
6th				
Final grams unshelled			0.0	
Total grams shelled			6433.8	3.78 min.
Total grams shelled / min			1700.6	
HULLS			1725.0	

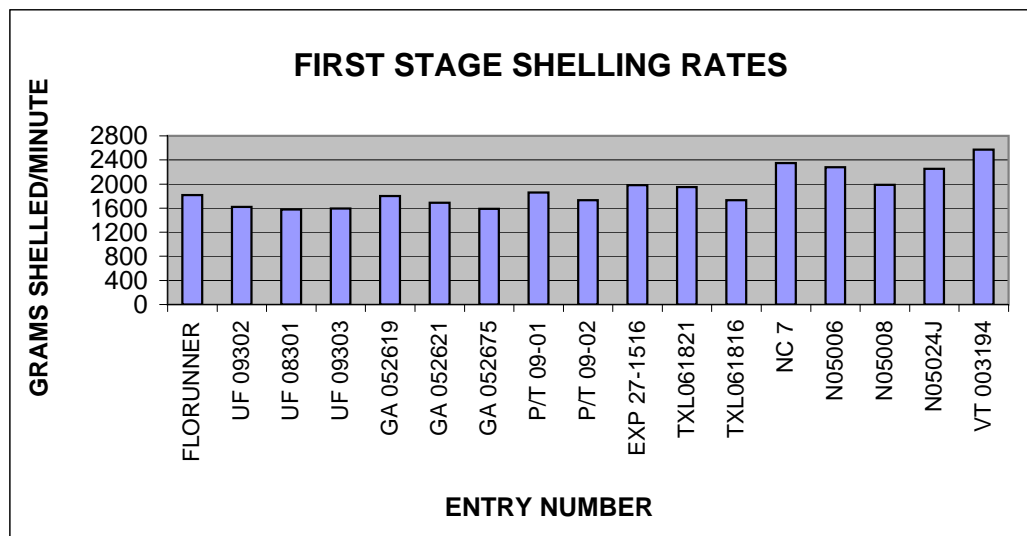
VARIETY: VT 003194

DATE: MAR 23, 2010

STAGE	GRATE		WEIGHT	TIME
1st	31	initial	6652.2	153 sec.
		grams shelled / min	2572.2	
2nd	28	unshelled	93.0	16 sec.
		grams shelled / min	268.5	
3rd	25	unshelled	21.4	7 sec.
		grams shelled / min	150.9	
4th	22	unshelled	3.8	7 sec.
		grams shelled / min	32.6	
5th				
6th				
Final grams unshelled			0.0	
Total grams shelled			6652.2	3.05 min.
Total grams shelled / min			2181.0	
HULLS			1653.6	

LOCATION 62 UPPT 2009 FIRST STAGE SHELLING RATES

<u>ENTRY NUMBER</u>	<u>GRAMS SHELLED / MINUTE</u>
FLORUNNER	1819.2
UF 09302	1621.2
UF 08301	1579.5
UF 09303	1593.5
GA 052619	1802.0
GA 052621	1689.1
GA 052675	1587.4
P/T 09-01	1860.8
P/T 09-02	1730.0
EXP 27-1516	1982.8
TXL061821	1949.5
TXL061816	1733.6
NC 7	2348.4
N05006	2276.7
N05008	1986.8
N05024J	2252.7
VT 003194	2572.2



LOCATION 63 UPPT 2009 POD BULK DENSITY TABLE

FLORUNNER

BULK DENSITY	Kg	cm	Kg/m ³
	6.48	22.45	310.69

UF 08301

BULK DENSITY	Kg	cm	Kg/m ³
	6.62	24.35	292.78

GA 052619

BULK DENSITY	Kg	cm	Kg/m ³
	6.72	22.80	317.06

GA 052675

BULK DENSITY	Kg	cm	Kg/m ³
	6.68	25.08	286.78

P/T 09-02

BULK DENSITY	Kg	cm	Kg/m ³
	6.67	25.18	285.10

TXL061821

BULK DENSITY	Kg	cm	Kg/m ³
	6.37	25.25	271.45

NC 7

BULK DENSITY	Kg	cm	Kg/m ³
	6.56	27.03	261.12

N05008

BULK DENSITY	Kg	cm	Kg/m ³
	6.65	30.00	238.51

VT 003194

BULK DENSITY	Kg	cm	Kg/m ³
	6.59	27.40	258.92

UF 09302

BULK DENSITY	Kg	cm	Kg/m ³
	6.62	24.20	294.54

UF 09303

BULK DENSITY	Kg	cm	Kg/m ³
	6.95	24.48	305.47

GA 052621

BULK DENSITY	Kg	cm	Kg/m ³
	6.68	23.38	307.64

P/T 09-01

BULK DENSITY	Kg	cm	Kg/m ³
	6.48	26.65	261.88

EXP 27-1516

BULK DENSITY	Kg	cm	Kg/m ³
	6.53	27.30	257.39

TXL061816

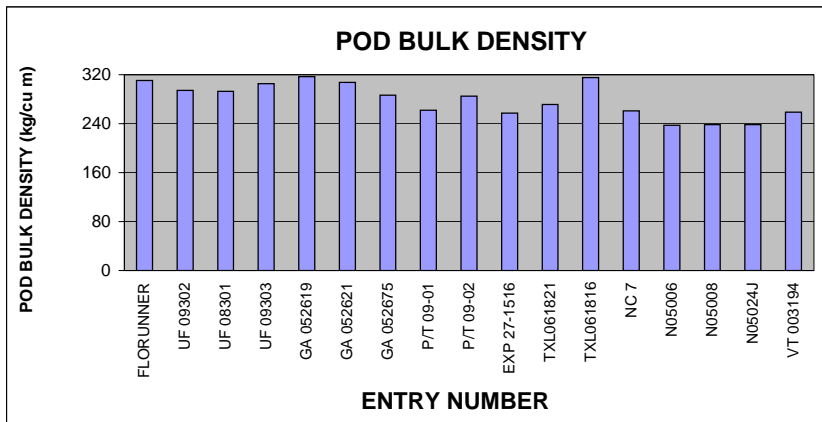
BULK DENSITY	Kg	cm	Kg/m ³
	6.38	21.75	315.50

N05006

BULK DENSITY	Kg	cm	Kg/m ³
	6.61	30.00	237.19

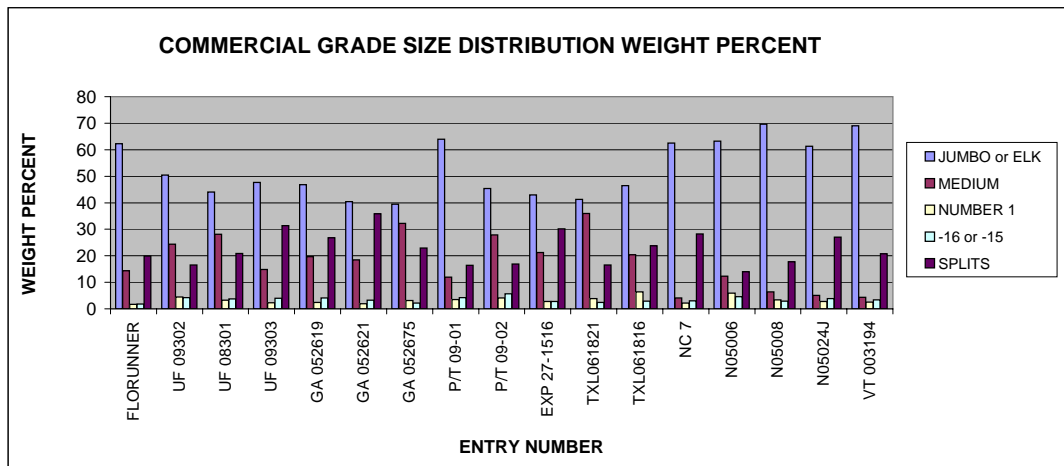
N05024J

BULK DENSITY	Kg	cm	Kg/m ³
	6.64	30.00	238.34



LOCATION 63 UPPT 2009 COMMERCIAL GRADE SIZE WEIGHT PERCENT TABLE

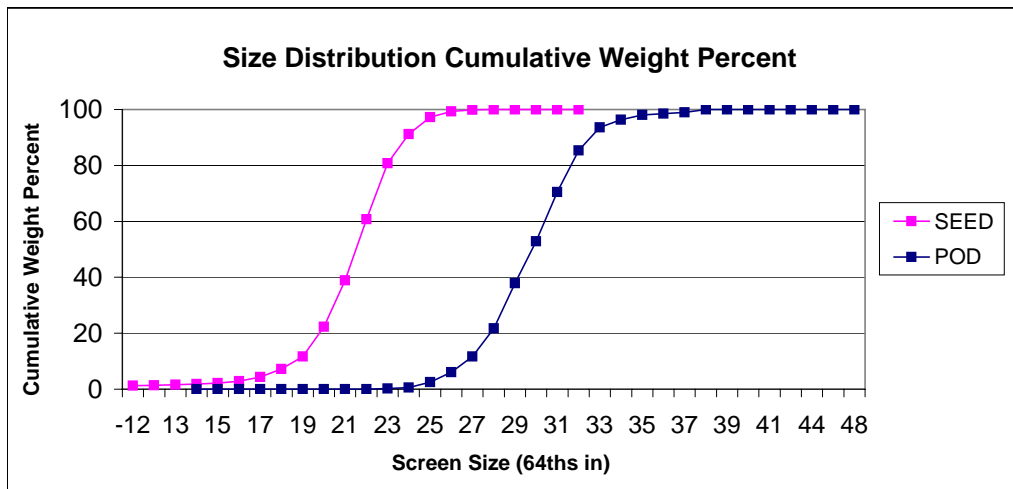
<u>FLORUNNER</u>		<u>UF 09302</u>		<u>UF 08301</u>		<u>UF 09303</u>	
JUMBO	62.27	JUMBO	50.40	JUMBO	44.03	JUMBO	47.61
MEDIUM	14.38	MEDIUM	24.39	MEDIUM	28.08	MEDIUM	14.78
NUMBER 1	1.73	NUMBER 1	4.49	NUMBER 1	3.26	NUMBER 1	2.34
-16	1.76	-16	4.24	-16	3.78	-16	3.93
SPLITS	19.86	SPLITS	16.48	SPLITS	20.86	SPLITS	31.34
<u>GA 052619</u>		<u>GA 052621</u>		<u>GA 052675</u>		<u>P/T 09-01</u>	
JUMBO	46.82	JUMBO	40.48	JUMBO	39.50	JUMBO	63.92
MEDIUM	19.72	MEDIUM	18.42	MEDIUM	32.26	MEDIUM	11.97
NUMBER 1	2.47	NUMBER 1	1.98	NUMBER 1	3.16	NUMBER 1	3.50
-16	4.16	-16	3.26	-16	2.21	-16	4.19
SPLITS	26.84	SPLITS	35.86	SPLITS	22.87	SPLITS	16.42
<u>P/T 09-02</u>		<u>EXP 27-1516</u>		<u>TXL061821</u>		<u>TXL061816</u>	
JUMBO	45.37	JUMBO	42.97	JUMBO	41.29	JUMBO	46.51
MEDIUM	27.89	MEDIUM	21.23	MEDIUM	36.00	MEDIUM	20.40
NUMBER 1	4.09	NUMBER 1	2.82	NUMBER 1	3.82	NUMBER 1	6.36
-16	5.69	-16	2.82	-16	2.39	-16	2.95
SPLITS	16.95	SPLITS	30.16	SPLITS	16.50	SPLITS	23.77
<u>NC 7</u>		<u>N05006</u>		<u>N05008</u>		<u>N05024J</u>	
ELK	62.50	ELK	63.22	ELK	69.56	ELK	61.29
MEDIUM	4.14	MEDIUM	12.33	MEDIUM	6.36	MEDIUM	5.06
NUMBER 1	2.13	NUMBER 1	5.88	NUMBER 1	3.43	NUMBER 1	2.77
- 15	3.00	- 15	4.59	- 15	2.88	- 15	3.90
SPLITS	28.23	SPLITS	13.97	SPLITS	17.77	SPLITS	26.99
<u>VT 003194</u>							
ELK	69.06						
MEDIUM	4.38						
NUMBER 1	2.50						
- 15	3.36						
SPLITS	20.70						



LOCATION 63 UPPT 2009 SIZE DISTRIBUTION CUMULATIVE WEIGHT PERCENT TABLE

FLORUNNER

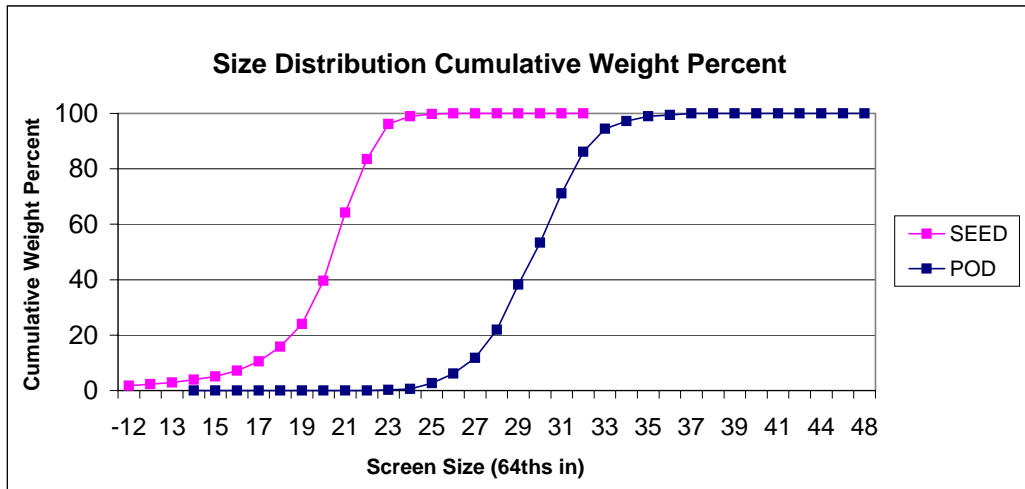
POD				SEED				
SCREEN SIZE	Weight	Wt %	Cum. Wt. %	SCREEN SIZE	Weight	Wt %	Wt % w/o SS	Cum. Wt %
				SS	1043.2	19.86	---	---
				-12 & -17R	54.4	1.04	1.29	1.29
				12	3.8	0.07	0.09	1.38
				13	9.2	0.18	0.22	1.60
14	0.0	0.00	0.00	14	9.8	0.19	0.23	1.83
15	0.0	0.00	0.00	15	15.4	0.29	0.37	2.20
16	0.0	0.00	0.00	16	28.4	0.54	0.67	2.87
17	0.0	0.00	0.00	17	62.4	1.19	1.48	4.36
18	0.0	0.00	0.00	18	119.4	2.27	2.84	7.19
19	0.0	0.00	0.00	19	186.8	3.56	4.44	11.63
20	0.0	0.00	0.00	20	449.4	8.55	10.67	22.30
21	0.0	0.00	0.00	21	698.8	13.30	16.60	38.90
22	0.8	0.05	0.05	22	921.2	17.53	21.88	60.77
23	3.0	0.18	0.23	23	840.0	15.99	19.95	80.72
24	5.0	0.30	0.53	24	443.0	8.43	10.52	91.24
25	34.2	2.05	2.57	25	252.4	4.80	5.99	97.24
26	58.0	3.47	6.05	26	88.0	1.67	2.09	99.33
27	94.2	5.64	11.69	27	24.2	0.46	0.57	99.90
28	167.6	10.03	21.72	28	4.2	0.08	0.10	100.00
29	269.0	16.10	37.82	29	0.0	0.00	0.00	100.00
30	251.2	15.04	52.86	30	0.0	0.00	0.00	100.00
31	294.4	17.62	70.49	31	0.0	0.00	0.00	100.00
32	248.8	14.89	85.38	32	0.0	0.00	0.00	100.00
33	137.4	8.23	93.61	Total	5254.0	100	100	
34	46.0	2.75	96.36	Hull wt	1227.8			
35	27.8	1.66	98.02	Wt w/o SS	4210.8			
36	8.6	0.51	98.54	Percent Hulls		18.94		
37	6.8	0.41	98.95	Percent Meats		81.06		
38	17.6	1.05	100.00			100		
39	0.0	0.00	100.00					
40	0.0	0.00	100.00					
41	0.0	0.00	100.00					
42	0.0	0.00	100.00					
44	0.0	0.00	100.00					
46	0.0	0.00	100.00					
48	0.0	0.00	100.00					
POD WT.	1670.4							



LOCATION 63 UPPT 2009 SIZE DISTRIBUTION CUMULATIVE WEIGHT PERCENT TABLE

UF 09302

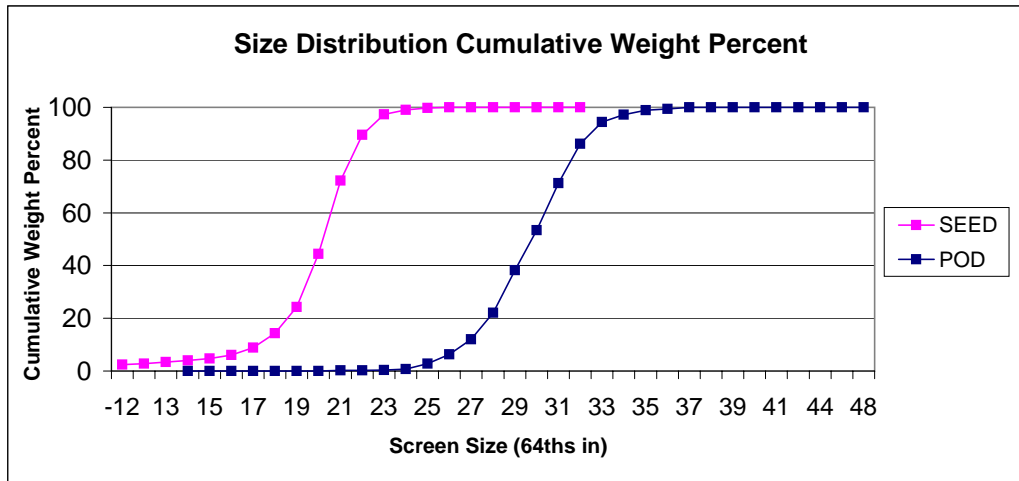
POD				SEED				
SCREEN SIZE	Weight	Wt %	Cum. Wt. %	SCREEN SIZE	Weight	Wt %	Wt % w/o SS	Cum. Wt %
				SS	837.2	16.48	---	---
				-12 & -17R	72.0	1.42	1.70	1.70
				12	25.6	0.50	0.60	2.30
				13	26.4	0.52	0.62	2.92
14	0.0	0.00	0.00	14	42.4	0.83	1.00	3.92
15	0.0	0.00	0.00	15	49.0	0.96	1.15	5.08
16	0.0	0.00	0.00	16	90.0	1.77	2.12	7.20
17	0.0	0.00	0.00	17	138.2	2.72	3.26	10.45
18	0.0	0.00	0.00	18	229.8	4.52	5.42	15.87
19	0.0	0.00	0.00	19	345.2	6.79	8.13	24.00
20	0.0	0.00	0.00	20	664.2	13.07	15.65	39.66
21	0.0	0.00	0.00	21	1042.2	20.51	24.56	64.22
22	0.8	0.05	0.05	22	820.0	16.14	19.32	83.54
23	3.0	0.18	0.23	23	537.8	10.59	12.67	96.22
24	5.0	0.30	0.53	24	114.8	2.26	2.71	98.92
25	34.2	2.07	2.60	25	37.6	0.74	0.89	99.81
26	58.0	3.51	6.10	26	6.4	0.13	0.15	99.96
27	94.2	5.69	11.80	27	0.8	0.02	0.02	99.98
28	167.6	10.13	21.93	28	1.0	0.02	0.02	100.00
29	269.0	16.26	38.18	29	0.0	0.00	0.00	100.00
30	251.2	15.18	53.37	30	0.0	0.00	0.00	100.00
31	294.4	17.79	71.16	31	0.0	0.00	0.00	100.00
32	248.8	15.04	86.20	32	0.0	0.00	0.00	100.00
33	137.4	8.30	94.50	Total	5080.6	100	100	
34	46.0	2.78	97.28	Hull wt	1540.8			
35	27.8	1.68	98.96	Wt w/o SS	4243.4			
36	8.6	0.52	99.48	Percent Hulls		23.27		
37	8.6	0.52	100.00	Percent Meats		76.73		
38	0.0	0.00	100.00			100		
39	0.0	0.00	100.00					
40	0.0	0.00	100.00					
41	0.0	0.00	100.00					
42	0.0	0.00	100.00					
44	0.0	0.00	100.00					
46	0.0	0.00	100.00					
48	0.0	0.00	100.00					
POD WT.	1654.6							



LOCATION 63 UPPT 2009 SIZE DISTRIBUTION CUMULATIVE WEIGHT PERCENT TABLE

UF 08301

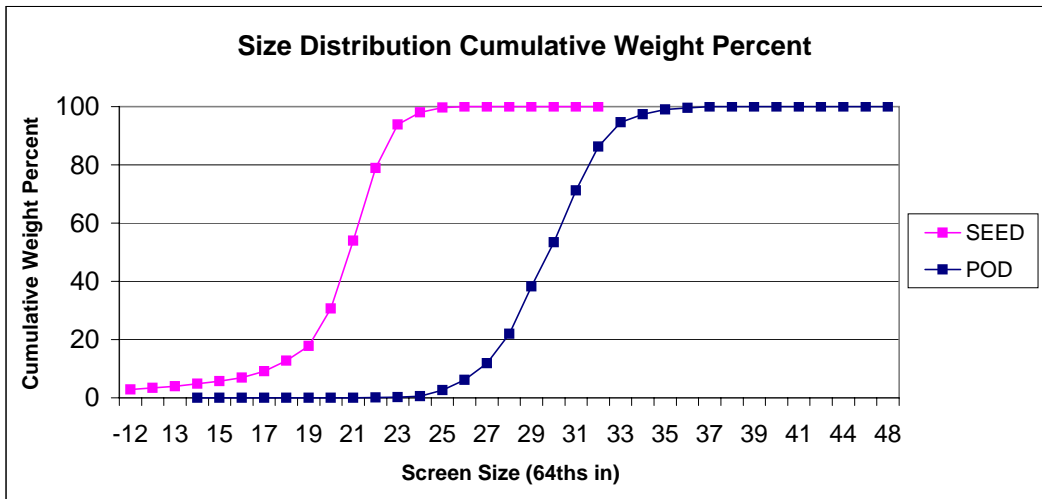
POD				SEED				
SCREEN SIZE	Weight	Wt %	Cum. Wt. %	SCREEN SIZE	Weight	Wt %	Wt % w/o SS	Cum. Wt %
				SS	1093.2	20.86	---	---
				-12 & -17R	98.4	1.88	2.37	2.37
				12	19.2	0.37	0.46	2.84
				13	22.2	0.42	0.54	3.37
14	0.0	0.00	0.00	14	27.6	0.53	0.67	4.04
15	0.0	0.00	0.00	15	30.6	0.58	0.74	4.77
16	0.0	0.00	0.00	16	55.2	1.05	1.33	6.10
17	0.0	0.00	0.00	17	115.4	2.20	2.78	8.89
18	0.0	0.00	0.00	18	226.6	4.32	5.46	14.35
19	0.0	0.00	0.00	19	413.6	7.89	9.97	24.32
20	0.0	0.00	0.00	20	831.4	15.86	20.04	44.37
21	3.2	0.19	0.19	21	1152.8	22.00	27.79	72.16
22	0.8	0.05	0.24	22	724.2	13.82	17.46	89.62
23	3.0	0.18	0.42	23	321.6	6.14	7.75	97.37
24	5.0	0.30	0.72	24	67.6	1.29	1.63	99.00
25	34.2	2.06	2.79	25	31.4	0.60	0.76	99.76
26	58.0	3.50	6.28	26	7.8	0.15	0.19	99.95
27	94.2	5.68	11.96	27	1.0	0.02	0.02	99.97
28	167.6	10.10	22.07	28	1.2	0.02	0.03	100.00
29	269.0	16.22	38.29	29	0.0	0.00	0.00	100.00
30	251.2	15.15	53.43	30	0.0	0.00	0.00	100.00
31	294.4	17.75	71.18	31	0.0	0.00	0.00	100.00
32	248.8	15.00	86.18	32	0.0	0.00	0.00	100.00
33	137.4	8.28	94.47	Total	5241.0	100	100	
34	46.0	2.77	97.24	Hull wt	1379.4			
35	27.8	1.68	98.91	Wt w/o SS	4147.8			
36	8.6	0.52	99.43	Percent Hulls		20.84		
37	9.4	0.57	100.00	Percent Meats		79.16		
38	0.0	0.00	100.00			100		
39	0.0	0.00	100.00					
40	0.0	0.00	100.00					
41	0.0	0.00	100.00					
42	0.0	0.00	100.00					
44	0.0	0.00	100.00					
46	0.0	0.00	100.00					
48	0.0	0.00	100.00					
POD WT.	1658.6							



LOCATION 63 UPPT 2009 SIZE DISTRIBUTION CUMULATIVE WEIGHT PERCENT TABLE

UF 09303

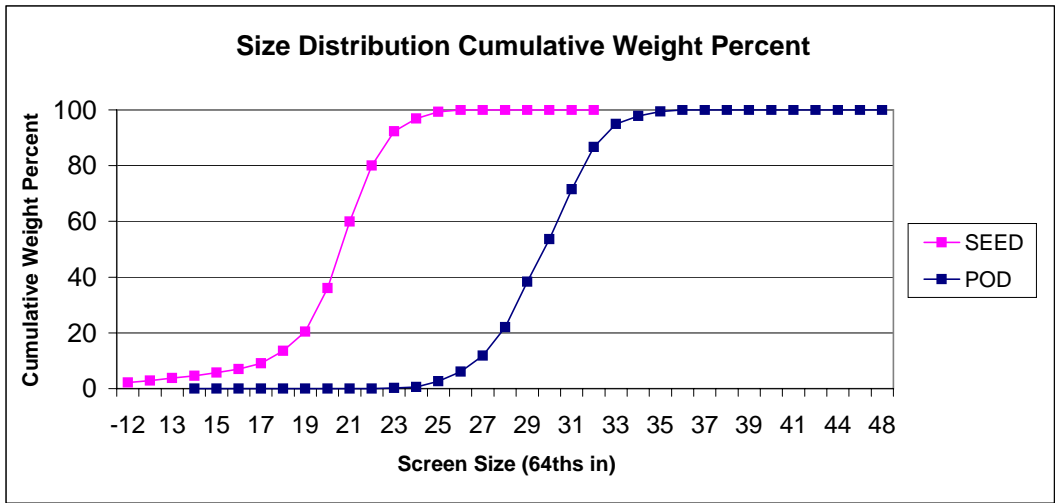
POD				SEED				
SCREEN SIZE	Weight	Wt %	Cum. Wt. %	SCREEN SIZE	Weight	Wt %	Wt % w/o SS	Cum. Wt %
				SS	1712.2	31.34	---	---
				-12 & -17R	106.8	1.95	2.85	2.85
				12	20.2	0.37	0.54	3.39
				13	23.0	0.42	0.61	4.00
14	0.0	0.00	0.00	14	29.6	0.54	0.79	4.79
15	0.0	0.00	0.00	15	35.2	0.64	0.94	5.73
16	0.0	0.00	0.00	16	44.2	0.81	1.18	6.91
17	0.0	0.00	0.00	17	83.4	1.53	2.22	9.13
18	0.0	0.00	0.00	18	136.4	2.50	3.64	12.77
19	0.0	0.00	0.00	19	190.0	3.48	5.07	17.83
20	0.2	0.01	0.01	20	481.2	8.81	12.83	30.66
21	0.4	0.02	0.04	21	874.8	16.01	23.32	53.98
22	0.8	0.05	0.08	22	936.6	17.14	24.97	78.95
23	3.0	0.18	0.27	23	559.8	10.25	14.92	93.88
24	5.0	0.30	0.57	24	156.2	2.86	4.16	98.04
25	34.2	2.07	2.64	25	60.6	1.11	1.62	99.66
26	58.0	3.51	6.14	26	10.8	0.20	0.29	99.95
27	94.2	5.70	11.84	27	1.0	0.02	0.03	99.97
28	167.6	10.14	21.98	28	1.0	0.02	0.03	100.00
29	269.0	16.27	38.24	29	0.0	0.00	0.00	100.00
30	251.2	15.19	53.43	30	0.0	0.00	0.00	100.00
31	294.4	17.80	71.24	31	0.0	0.00	0.00	100.00
32	248.8	15.05	86.28	32	0.0	0.00	0.00	100.00
33	137.4	8.31	94.59	Total	5463.0	100	100	
34	46.0	2.78	97.38	Hull wt	1472.8			
35	27.8	1.68	99.06	Wt w/o SS	3750.8			
36	8.6	0.52	99.58	Percent Hulls		21.23		
37	7.0	0.42	100.00	Percent Meats		78.77		
38	0.0	0.00	100.00			100		
39	0.0	0.00	100.00					
40	0.0	0.00	100.00					
41	0.0	0.00	100.00					
42	0.0	0.00	100.00					
44	0.0	0.00	100.00					
46	0.0	0.00	100.00					
48	0.0	0.00	100.00					
POD WT.	1653.6							



LOCATION 63 UPPT 2009 SIZE DISTRIBUTION CUMULATIVE WEIGHT PERCENT TABLE

GA 052619

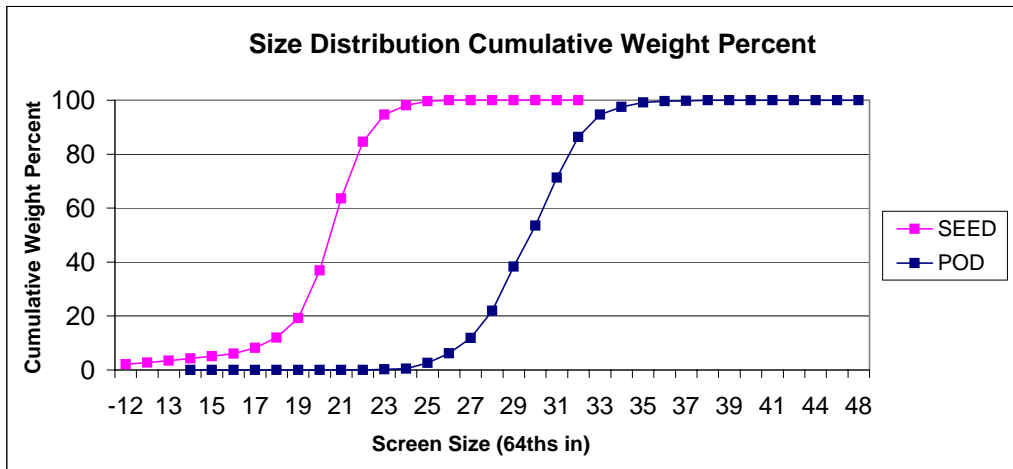
POD				SEED				
SCREEN SIZE	Weight	Wt %	Cum. Wt. %	SCREEN SIZE	Weight	Wt %	Wt % w/o SS	Cum. Wt %
				SS	1413.6	26.84	---	---
				-12 & -17R	85.2	1.62	2.21	2.21
				12	25.0	0.47	0.65	2.86
				13	33.6	0.64	0.87	3.73
14	0.0	0.00	0.00	14	32.6	0.62	0.85	4.58
15	0.0	0.00	0.00	15	42.6	0.81	1.11	5.68
16	0.0	0.00	0.00	16	49.2	0.93	1.28	6.96
17	0.0	0.00	0.00	17	80.8	1.53	2.10	9.06
18	0.0	0.00	0.00	18	175.0	3.32	4.54	13.60
19	0.0	0.00	0.00	19	263.6	5.00	6.84	20.44
20	0.0	0.00	0.00	20	599.8	11.39	15.57	36.00
21	0.0	0.00	0.00	21	922.8	17.52	23.95	59.95
22	0.8	0.05	0.05	22	771.6	14.65	20.02	79.98
23	3.0	0.18	0.23	23	476.4	9.04	12.36	92.34
24	5.0	0.30	0.53	24	175.4	3.33	4.55	96.89
25	34.2	2.08	2.61	25	95.4	1.81	2.48	99.37
26	58.0	3.52	6.14	26	22.6	0.43	0.59	99.95
27	94.2	5.72	11.86	27	1.8	0.03	0.05	100.00
28	167.6	10.18	22.04	28	0.0	0.00	0.00	100.00
29	269.0	16.34	38.38	29	0.0	0.00	0.00	100.00
30	251.2	15.26	53.65	30	0.0	0.00	0.00	100.00
31	294.4	17.89	71.53	31	0.0	0.00	0.00	100.00
32	248.8	15.12	86.65	32	0.0	0.00	0.00	100.00
33	137.4	8.35	94.99	Total	5267.0	100	100	
34	46.0	2.79	97.79	Hull wt	1447.0			
35	27.8	1.69	99.48	Wt w/o SS	3853.4			
36	8.6	0.52	100.00	Percent Hulls		21.55		
37	0.0	0.00	100.00	Percent Meats		78.45		
38	0.0	0.00	100.00			100		
39	0.0	0.00	100.00					
40	0.0	0.00	100.00					
41	0.0	0.00	100.00					
42	0.0	0.00	100.00					
44	0.0	0.00	100.00					
46	0.0	0.00	100.00					
48	0.0	0.00	100.00					
POD WT.	1646.0							



LOCATION 63 UPPT 2009 SIZE DISTRIBUTION CUMULATIVE WEIGHT PERCENT TABLE

GA 052621

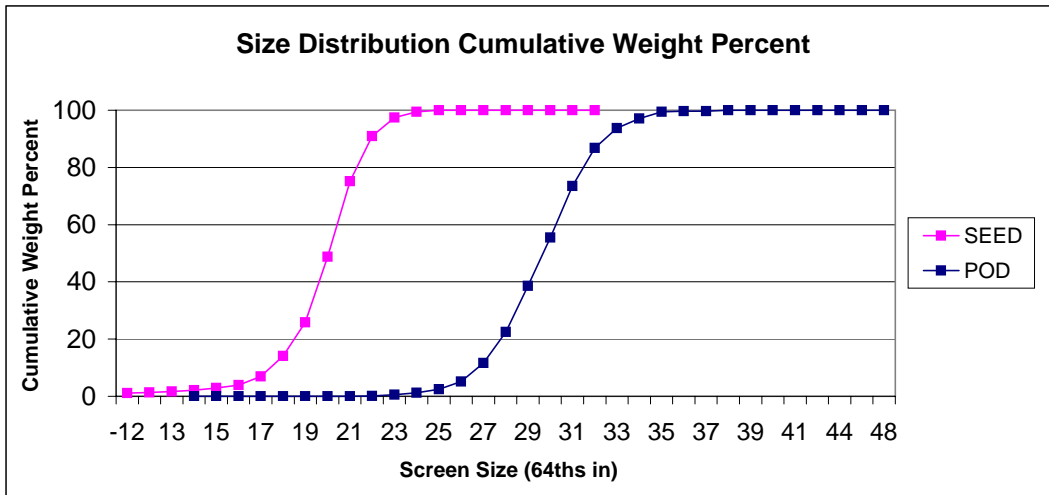
POD				SEED				
SCREEN SIZE	Weight	Wt %	Cum. Wt. %	SCREEN SIZE	Weight	Wt %	Wt % w/o SS	Cum. Wt %
				SS	1900.4	35.86	---	---
				-12 & -17R	71.0	1.34	2.09	2.09
				12	20.8	0.39	0.61	2.70
				13	25.2	0.48	0.74	3.44
14	0.0	0.00	0.00	14	26.4	0.50	0.78	4.22
15	0.0	0.00	0.00	15	29.6	0.56	0.87	5.09
16	0.0	0.00	0.00	16	31.6	0.60	0.93	6.02
17	0.0	0.00	0.00	17	73.6	1.39	2.16	8.18
18	0.0	0.00	0.00	18	131.0	2.47	3.85	12.04
19	0.0	0.00	0.00	19	243.0	4.58	7.15	19.18
20	0.0	0.00	0.00	20	602.0	11.36	17.71	36.89
21	0.0	0.00	0.00	21	906.6	17.11	26.67	63.56
22	0.8	0.05	0.05	22	716.0	13.51	21.06	84.62
23	3.0	0.18	0.23	23	342.2	6.46	10.07	94.69
24	5.0	0.30	0.53	24	117.0	2.21	3.44	98.13
25	34.2	2.07	2.60	25	51.2	0.97	1.51	99.64
26	58.0	3.51	6.12	26	11.4	0.22	0.34	99.97
27	94.2	5.71	11.82	27	1.0	0.02	0.03	100.00
28	167.6	10.15	21.97	28	0.0	0.00	0.00	100.00
29	269.0	16.29	38.27	29	0.0	0.00	0.00	100.00
30	251.2	15.22	53.48	30	0.0	0.00	0.00	100.00
31	294.4	17.83	71.31	31	0.0	0.00	0.00	100.00
32	248.8	15.07	86.38	32	0.0	0.00	0.00	100.00
33	137.4	8.32	94.71	Total	5300.0	100	100	
34	46.0	2.79	97.49	Hull wt	1381.4			
35	27.8	1.68	99.18	Wt w/o SS	3399.6			
36	8.6	0.52	99.70	Percent Hulls		20.68		
37	1.4	0.08	99.78	Percent Meats		79.32		
38	3.6	0.22	100.00			100		
39	0.0	0.00	100.00					
40	0.0	0.00	100.00					
41	0.0	0.00	100.00					
42	0.0	0.00	100.00					
44	0.0	0.00	100.00					
46	0.0	0.00	100.00					
48	0.0	0.00	100.00					
POD WT.	1651.0							



LOCATION 63 UPPT 2009 SIZE DISTRIBUTION CUMULATIVE WEIGHT PERCENT TABLE

GA 052675

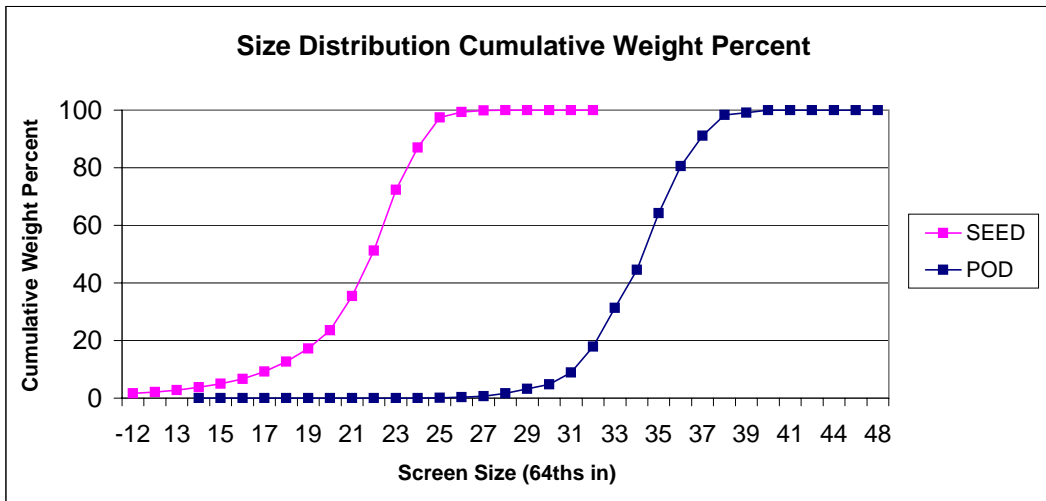
POD				SEED				
SCREEN SIZE	Weight	Wt %	Cum. Wt. %	SCREEN SIZE	Weight	Wt %	Wt % w/o SS	Cum. Wt %
				SS	1186.0	22.87	---	---
				-12 & -17R	45.6	0.88	1.14	1.14
				12	8.4	0.16	0.21	1.35
				13	12.8	0.25	0.32	1.67
14	0.0	0.00	0.00	14	18.8	0.36	0.47	2.14
15	0.0	0.00	0.00	15	29.0	0.56	0.73	2.87
16	0.0	0.00	0.00	16	44.0	0.85	1.10	3.97
17	0.0	0.00	0.00	17	119.6	2.31	2.99	6.96
18	0.0	0.00	0.00	18	284.2	5.48	7.11	14.06
19	0.0	0.00	0.00	19	471.4	9.09	11.79	25.85
20	0.0	0.00	0.00	20	917.4	17.69	22.94	48.79
21	0.0	0.00	0.00	21	1053.8	20.32	26.35	75.14
22	1.2	0.07	0.07	22	631.8	12.18	15.80	90.93
23	7.6	0.45	0.52	23	260.2	5.02	6.51	97.44
24	12.4	0.74	1.26	24	77.8	1.50	1.95	99.38
25	20.4	1.21	2.47	25	22.8	0.44	0.57	99.95
26	44.2	2.62	5.10	26	0.8	0.02	0.02	99.97
27	109.6	6.51	11.60	27	0.0	0.00	0.00	99.97
28	183.0	10.87	22.47	28	1.0	0.02	0.03	100.00
29	270.8	16.08	38.55	29	0.0	0.00	0.00	100.00
30	285.6	16.96	55.51	30	0.0	0.00	0.00	100.00
31	303.6	18.03	73.54	31	0.0	0.00	0.00	100.00
32	223.0	13.24	86.78	32	0.0	0.00	0.00	100.00
33	116.6	6.92	93.71	Total	5185.4	100	100	
34	56.2	3.34	97.04	Hull wt	1497.8			
35	39.6	2.35	99.39	Wt w/o SS	3999.4			
36	5.4	0.32	99.71	Percent Hulls		22.41		
37	0.0	0.00	99.71	Percent Meats		77.59		
38	4.8	0.29	100.00			100		
39	0.0	0.00	100.00					
40	0.0	0.00	100.00					
41	0.0	0.00	100.00					
42	0.0	0.00	100.00					
44	0.0	0.00	100.00					
46	0.0	0.00	100.00					
48	0.0	0.00	100.00					
POD WT.	1684.0							



LOCATION 63 UPPT 2009 SIZE DISTRIBUTION CUMULATIVE WEIGHT PERCENT TABLE

P/T 09-01

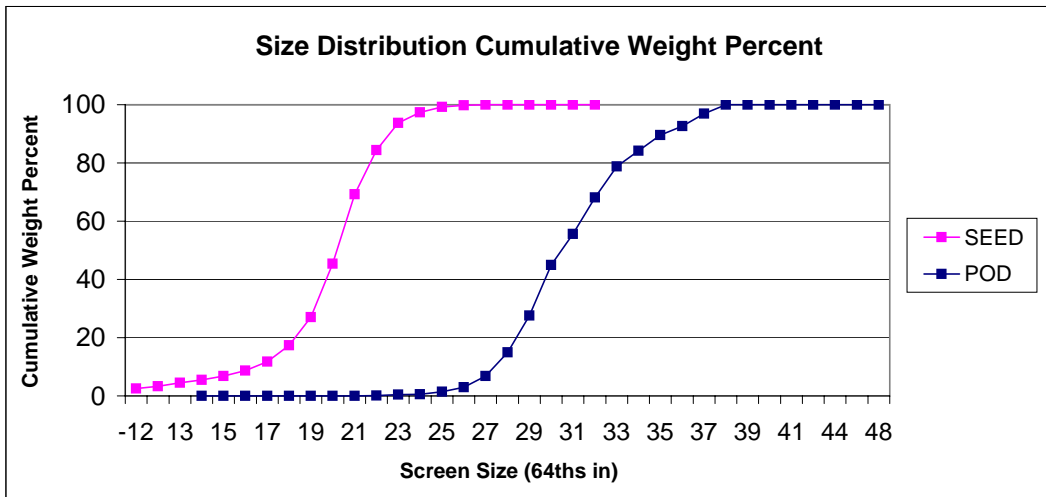
POD				SEED				
SCREEN SIZE	Weight	Wt %	Cum. Wt. %	SCREEN SIZE	Weight	Wt %	Wt % w/o SS	Cum. Wt %
				SS	756.4	16.42	---	---
				-12 & -17R	64.0	1.39	1.66	1.66
				12	19.2	0.42	0.50	2.16
				13	23.2	0.50	0.60	2.76
14	0.0	0.00	0.00	14	37.8	0.82	0.98	3.75
15	0.0	0.00	0.00	15	48.6	1.06	1.26	5.01
16	0.0	0.00	0.00	16	62.4	1.35	1.62	6.63
17	0.0	0.00	0.00	17	98.6	2.14	2.56	9.19
18	0.0	0.00	0.00	18	132.6	2.88	3.45	12.64
19	0.0	0.00	0.00	19	177.2	3.85	4.60	17.24
20	0.0	0.00	0.00	20	241.6	5.25	6.28	23.52
21	0.0	0.00	0.00	21	459.8	9.98	11.95	35.47
22	0.0	0.00	0.00	22	606.0	13.16	15.75	51.21
23	0.0	0.00	0.00	23	811.6	17.62	21.09	72.30
24	0.0	0.00	0.00	24	564.6	12.26	14.67	86.97
25	1.8	0.11	0.11	25	401.2	8.71	10.42	97.39
26	4.4	0.27	0.38	26	76.6	1.66	1.99	99.38
27	5.6	0.34	0.71	27	21.4	0.46	0.56	99.94
28	15.2	0.92	1.63	28	1.0	0.02	0.03	99.96
29	26.8	1.62	3.26	29	1.4	0.03	0.04	100.00
30	25.0	1.51	4.77	30	0.0	0.00	0.00	100.00
31	67.4	4.08	8.85	31	0.0	0.00	0.00	100.00
32	148.6	9.00	17.85	32	0.0	0.00	0.00	100.00
33	222.6	13.48	31.33	Total	4605.2	100	100	
34	218.0	13.20	44.53	Hull wt	1877.8			
35	325.6	19.72	64.25	Wt w/o SS	3848.8			
36	269.6	16.33	80.57	Percent Hulls		28.96		
37	174.6	10.57	91.15	Percent Meats		71.04		
38	119.0	7.21	98.35			100		
39	13.4	0.81	99.16					
40	13.8	0.84	100.00					
41	0.0	0.00	100.00					
42	0.0	0.00	100.00					
44	0.0	0.00	100.00					
46	0.0	0.00	100.00					
48	0.0	0.00	100.00					
POD WT.	1651.4							



LOCATION 63 UPPT 2009 SIZE DISTRIBUTION CUMULATIVE WEIGHT PERCENT TABLE

P/T 09-02

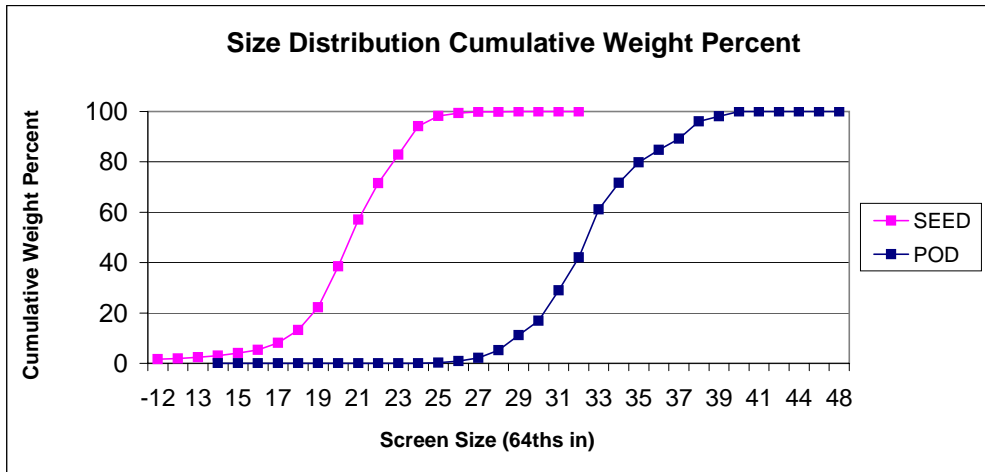
POD				SEED				
SCREEN SIZE	Weight	Wt %	Cum. Wt. %	SCREEN SIZE	Weight	Wt %	Wt % w/o SS	Cum. Wt %
				SS	821.2	16.95	---	---
				-12 & -17R	101.2	2.09	2.52	2.52
				12	32.6	0.67	0.81	3.33
				13	48.8	1.01	1.21	4.54
14	0.0	0.00	0.00	14	39.2	0.81	0.97	5.51
15	0.0	0.00	0.00	15	54.0	1.11	1.34	6.85
16	0.0	0.00	0.00	16	71.4	1.47	1.77	8.63
17	0.0	0.00	0.00	17	126.8	2.62	3.15	11.78
18	0.0	0.00	0.00	18	223.2	4.61	5.55	17.33
19	0.0	0.00	0.00	19	389.0	8.03	9.67	26.99
20	0.0	0.00	0.00	20	739.2	15.26	18.37	45.37
21	0.0	0.00	0.00	21	958.8	19.79	23.83	69.19
22	2.0	0.12	0.12	22	612.2	12.64	15.21	84.41
23	5.6	0.33	0.45	23	374.4	7.73	9.30	93.71
24	1.0	0.06	0.51	24	145.2	3.00	3.61	97.32
25	16.2	0.96	1.47	25	77.6	1.60	1.93	99.25
26	25.8	1.53	3.00	26	19.6	0.40	0.49	99.74
27	64.0	3.79	6.79	27	9.0	0.19	0.22	99.96
28	137.0	8.12	14.91	28	1.6	0.03	0.04	100.00
29	212.8	12.61	27.53	29	0.0	0.00	0.00	100.00
30	293.6	17.40	44.93	30	0.0	0.00	0.00	100.00
31	179.2	10.62	55.55	31	0.0	0.00	0.00	100.00
32	211.6	12.54	68.10	32	0.0	0.00	0.00	100.00
33	181.0	10.73	78.83	Total	4845.0	100	100	
34	90.0	5.33	84.16	Hull wt	1817.4			
35	92.0	5.45	89.61	Wt w/o SS	4023.8			
36	51.8	3.07	92.69	Percent Hulls		27.28		
37	71.2	4.22	96.91	Percent Meats		72.72		
38	52.2	3.09	100.00			100		
39	0.0	0.00	100.00					
40	0.0	0.00	100.00					
41	0.0	0.00	100.00					
42	0.0	0.00	100.00					
44	0.0	0.00	100.00					
46	0.0	0.00	100.00					
48	0.0	0.00	100.00					
POD WT.	1687.0							



LOCATION 63 UPPT 2009 SIZE DISTRIBUTION CUMULATIVE WEIGHT PERCENT TABLE

EXP 27-1516

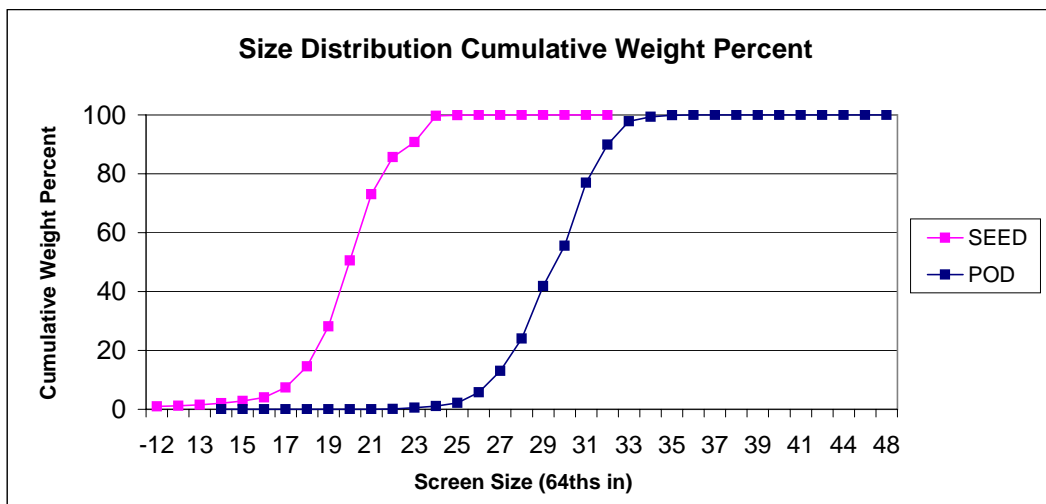
POD				SEED				
SCREEN SIZE	Weight	Wt %	Cum. Wt. %	SCREEN SIZE	Weight	Wt %	Wt % w/o SS	Cum. Wt %
				SS	1548.6	30.16	---	---
				-12 & -17R	58.0	1.13	1.62	1.62
				12	12.2	0.24	0.34	1.96
				13	15.8	0.31	0.44	2.40
14	0.0	0.00	0.00	14	25.2	0.49	0.70	3.10
15	0.0	0.00	0.00	15	33.6	0.65	0.94	4.04
16	0.0	0.00	0.00	16	48.4	0.94	1.35	5.39
17	0.0	0.00	0.00	17	96.4	1.88	2.69	8.07
18	0.0	0.00	0.00	18	183.6	3.58	5.12	13.19
19	0.0	0.00	0.00	19	323.2	6.29	9.01	22.21
20	0.0	0.00	0.00	20	583.4	11.36	16.27	38.47
21	0.0	0.00	0.00	21	665.4	12.96	18.55	57.03
22	0.0	0.00	0.00	22	522.6	10.18	14.57	71.60
23	0.0	0.00	0.00	23	404.2	7.87	11.27	82.87
24	0.8	0.05	0.05	24	403.2	7.85	11.24	94.11
25	3.2	0.20	0.24	25	149.6	2.91	4.17	98.28
26	9.6	0.59	0.83	26	37.8	0.74	1.05	99.34
27	21.8	1.33	2.16	27	17.4	0.34	0.49	99.82
28	50.4	3.08	5.24	28	2.2	0.04	0.06	99.88
29	96.4	5.89	11.14	29	4.2	0.08	0.12	100.00
30	94.8	5.79	16.93	30	0.0	0.00	0.00	100.00
31	196.8	12.03	28.96	31	0.0	0.00	0.00	100.00
32	214.4	13.11	42.07	32	0.0	0.00	0.00	100.00
33	311.2	19.02	61.09	Total	5135.0	100	100	
34	172.6	10.55	71.64	Hull wt	1622.8			
35	134.2	8.20	79.84	Wt w/o SS	3586.4			
36	80.4	4.91	84.76	Percent Hulls		24.01		
37	73.0	4.46	89.22	Percent Meats		75.99		
38	111.2	6.80	96.01			100		
39	33.2	2.03	98.04					
40	32.0	1.96	100.00					
41	0.0	0.00	100.00					
42	0.0	0.00	100.00					
44	0.0	0.00	100.00					
46	0.0	0.00	100.00					
48	0.0	0.00	100.00					
POD WT.	1636.0							



LOCATION 63 UPPT 2009 SIZE DISTRIBUTION CUMULATIVE WEIGHT PERCENT TABLE

TXL061821

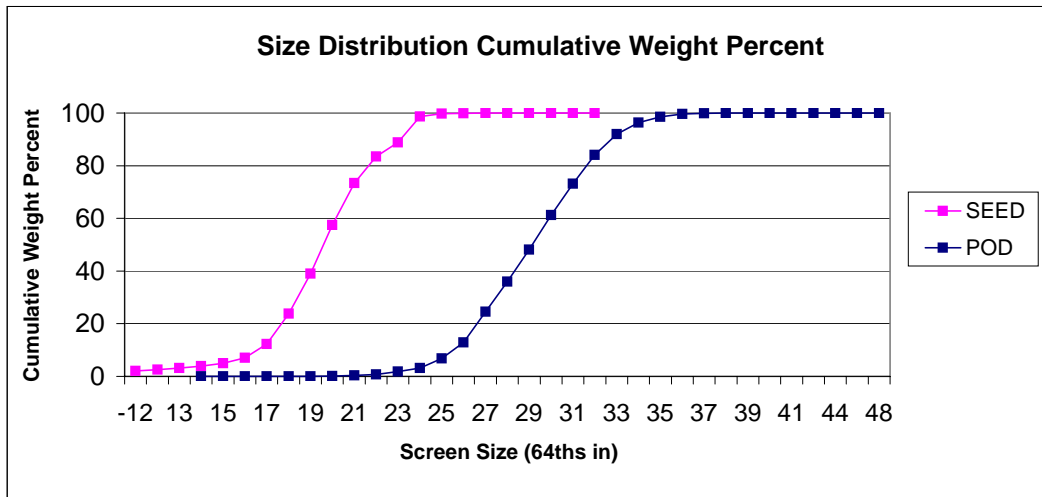
POD				SEED				
SCREEN SIZE	Weight	Wt %	Cum. Wt. %	SCREEN SIZE	Weight	Wt %	Wt % w/o SS	Cum. Wt %
				SS	901.4	16.50	---	---
				-12 & -17R	42.2	0.77	0.93	0.93
				12	11.4	0.21	0.25	1.18
				13	15.4	0.28	0.34	1.51
14	0.0	0.00	0.00	14	25.0	0.46	0.55	2.06
15	0.0	0.00	0.00	15	36.6	0.67	0.80	2.86
16	0.0	0.00	0.00	16	55.0	1.01	1.21	4.07
17	0.0	0.00	0.00	17	153.6	2.81	3.37	7.44
18	0.0	0.00	0.00	18	326.2	5.97	7.15	14.59
19	0.0	0.00	0.00	19	619.4	11.34	13.58	28.18
20	0.0	0.00	0.00	20	1020.4	18.68	22.38	50.55
21	0.0	0.00	0.00	21	1023.2	18.74	22.44	72.99
22	1.8	0.11	0.11	22	576.6	10.56	12.64	85.64
23	6.6	0.40	0.51	23	235.8	4.32	5.17	90.81
24	8.8	0.54	1.05	24	403.2	7.38	8.84	99.65
25	18.8	1.15	2.20	25	12.0	0.22	0.26	99.91
26	57.6	3.52	5.72	26	4.0	0.07	0.09	100.00
27	120.2	7.35	13.07	27	0.0	0.00	0.00	100.00
28	179.4	10.96	24.03	28	0.0	0.00	0.00	100.00
29	291.8	17.83	41.86	29	0.0	0.00	0.00	100.00
30	224.0	13.69	55.55	30	0.0	0.00	0.00	100.00
31	351.2	21.46	77.01	31	0.0	0.00	0.00	100.00
32	211.0	12.89	89.90	32	0.0	0.00	0.00	100.00
33	129.0	7.88	97.79	Total	5461.4	100	100	
34	24.8	1.52	99.30	Hull wt	1271.4			
35	10.0	0.61	99.91	Wt w/o SS	4560.0			
36	1.4	0.09	100.00	Percent Hulls		18.88		
37	0.0	0.00	100.00	Percent Meats		81.12		
38	0.0	0.00	100.00			100		
39	0.0	0.00	100.00					
40	0.0	0.00	100.00					
41	0.0	0.00	100.00					
42	0.0	0.00	100.00					
44	0.0	0.00	100.00					
46	0.0	0.00	100.00					
48	0.0	0.00	100.00					
POD WT.	1636.4							



LOCATION 63 UPPT 2009 SIZE DISTRIBUTION CUMULATIVE WEIGHT PERCENT TABLE

TXL061816

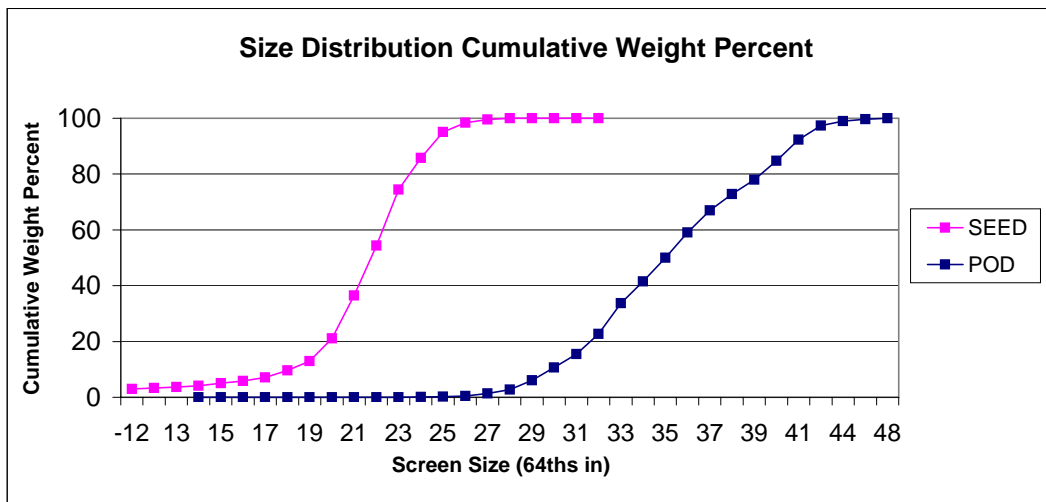
POD				SEED				
SCREEN SIZE	Weight	Wt %	Cum. Wt. %	SCREEN SIZE	Weight	Wt %	Wt % w/o SS	Cum. Wt %
				SS	1277.4	23.77	---	---
				-12 & -17R	86.0	1.60	2.10	2.10
				12	20.0	0.37	0.49	2.59
				13	25.4	0.47	0.62	3.21
14	0.0	0.00	0.00	14	27.2	0.51	0.66	3.87
15	0.0	0.00	0.00	15	44.0	0.82	1.07	4.95
16	0.0	0.00	0.00	16	84.6	1.57	2.07	7.01
17	0.0	0.00	0.00	17	213.4	3.97	5.21	12.22
18	0.0	0.00	0.00	18	475.8	8.85	11.62	23.84
19	0.0	0.00	0.00	19	620.6	11.55	15.15	38.99
20	2.4	0.15	0.15	20	755.0	14.05	18.43	57.42
21	2.8	0.17	0.32	21	654.0	12.17	15.97	73.38
22	6.2	0.38	0.70	22	411.8	7.66	10.05	83.43
23	17.6	1.08	1.78	23	222.8	4.15	5.44	88.87
24	22.8	1.40	3.19	24	403.2	7.50	9.84	98.72
25	58.4	3.59	6.78	25	41.4	0.77	1.01	99.73
26	98.8	6.08	12.86	26	7.6	0.14	0.19	99.91
27	190.0	11.69	24.54	27	2.4	0.04	0.06	99.97
28	185.0	11.38	35.93	28	1.2	0.02	0.03	100.00
29	199.0	12.24	48.17	29	0.0	0.00	0.00	100.00
30	212.2	13.05	61.22	30	0.0	0.00	0.00	100.00
31	193.0	11.87	73.09	31	0.0	0.00	0.00	100.00
32	178.2	10.96	84.06	32	0.0	0.00	0.00	100.00
33	128.2	7.89	91.94	Total	5373.8	100	100	
34	72.0	4.43	96.37	Hull wt	1326.0			
35	36.0	2.21	98.59	Wt w/o SS	4096.4			
36	16.2	1.00	99.58	Percent Hulls		19.79		
37	4.4	0.27	99.85	Percent Meats		80.21		
38	2.4	0.15	100.00			100		
39	0.0	0.00	100.00					
40	0.0	0.00	100.00					
41	0.0	0.00	100.00					
42	0.0	0.00	100.00					
44	0.0	0.00	100.00					
46	0.0	0.00	100.00					
48	0.0	0.00	100.00					
POD WT.	1625.6							



LOCATION 63 UPPT 2009 SIZE DISTRIBUTION CUMULATIVE WEIGHT PERCENT TABLE

NC 7

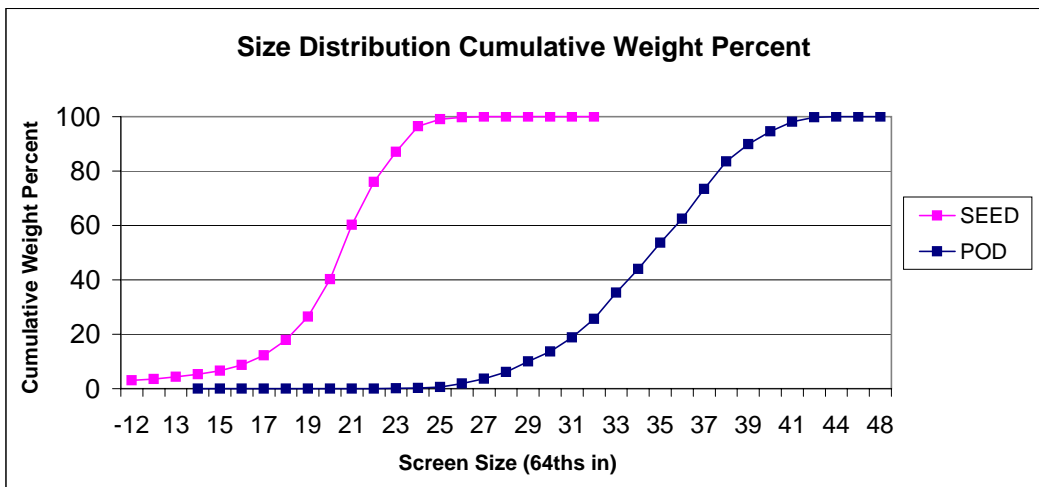
POD				SEED				
SCREEN SIZE	Weight	Wt %	Cum. Wt. %	SCREEN SIZE	Weight	Wt %	Wt % w/o SS	Cum. Wt %
				SS	1394.6	28.23	---	---
				-12 & -20R	106.8	2.16	3.01	3.01
				12	10.8	0.22	0.30	3.32
				13	13.8	0.28	0.39	3.71
14	0.0	0.00	0.00	14	17.0	0.34	0.48	4.18
15	0.0	0.00	0.00	15	30.0	0.61	0.85	5.03
16	0.0	0.00	0.00	16	30.0	0.61	0.85	5.88
17	0.0	0.00	0.00	17	45.0	0.91	1.27	7.15
18	0.0	0.00	0.00	18	89.0	1.80	2.51	9.66
19	0.0	0.00	0.00	19	115.6	2.34	3.26	12.92
20	0.0	0.00	0.00	20	289.8	5.87	8.17	21.09
21	0.0	0.00	0.00	21	545.0	11.03	15.37	36.46
22	0.0	0.00	0.00	22	633.2	12.82	17.86	54.31
23	0.0	0.00	0.00	23	712.0	14.41	20.08	74.39
24	1.8	0.11	0.11	24	403.2	8.16	11.37	85.76
25	1.2	0.07	0.18	25	329.2	6.66	9.28	95.04
26	4.0	0.24	0.42	26	117.6	2.38	3.32	98.36
27	16.6	0.99	1.41	27	42.4	0.86	1.20	99.55
28	23.0	1.38	2.79	28	14.2	0.29	0.40	99.95
29	54.6	3.27	6.06	29	1.6	0.03	0.05	100.00
30	77.6	4.65	10.71	30	0.0	0.00	0.00	100.00
31	80.0	4.79	15.50	31	0.0	0.00	0.00	100.00
32	121.0	7.25	22.75	32	0.0	0.00	0.00	100.00
33	183.8	11.01	33.76	Total	4940.8	100	100	
34	129.6	7.76	41.52	Hull wt	1615.2			
35	142.2	8.52	50.04	Wt w/o SS	3546.2			
36	151.2	9.06	59.09	Percent Hulls		24.64		
37	132.0	7.91	67.00	Percent Meats		75.36		
38	96.8	5.80	72.80			100		
39	87.0	5.21	78.01					
40	112.8	6.76	84.76					
41	127.0	7.61	92.37					
42	82.8	4.96	97.33					
44	27.8	1.67	98.99					
46	10.2	0.61	99.60					
48	6.6	0.40	100.00					
POD WT.	1669.6							



LOCATION 63 UPPT 2009 SIZE DISTRIBUTION CUMULATIVE WEIGHT PERCENT TABLE

N05006

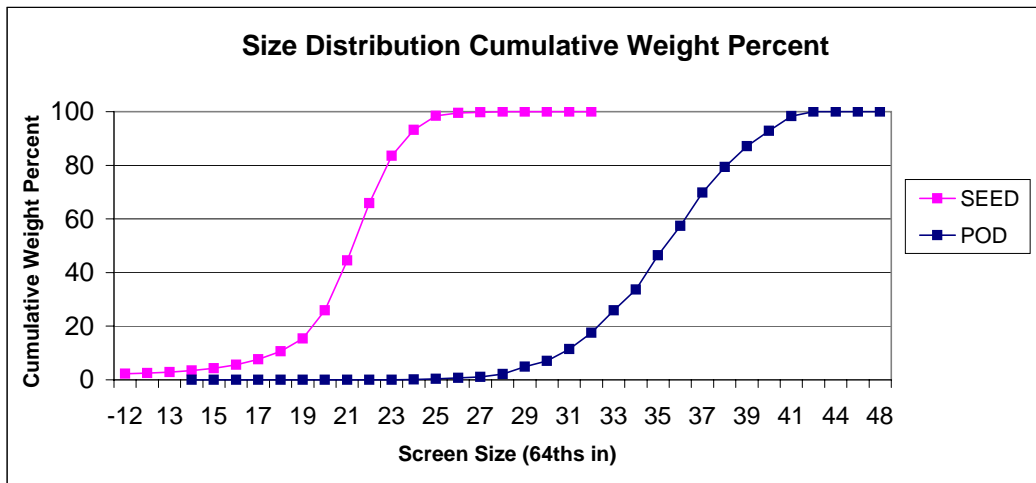
POD				SEED				
SCREEN SIZE	Weight	Wt %	Cum. Wt. %	SCREEN SIZE	Weight	Wt %	Wt % w/o SS	Cum. Wt %
				SS	696.8	13.97	---	---
				-12 & -20R	130.2	2.61	3.04	3.04
				12	21.8	0.44	0.51	3.54
				13	33.4	0.67	0.78	4.32
14	0.0	0.00	0.00	14	43.6	0.87	1.02	5.34
15	0.0	0.00	0.00	15	55.6	1.12	1.30	6.63
16	0.0	0.00	0.00	16	90.6	1.82	2.11	8.75
17	0.0	0.00	0.00	17	147.2	2.95	3.43	12.18
18	0.0	0.00	0.00	18	244.8	4.91	5.71	17.89
19	0.0	0.00	0.00	19	370.0	7.42	8.63	26.51
20	0.0	0.00	0.00	20	587.2	11.78	13.69	40.20
21	0.0	0.00	0.00	21	860.0	17.25	20.05	60.25
22	0.0	0.00	0.00	22	673.8	13.51	15.71	75.96
23	1.2	0.07	0.07	23	476.4	9.55	11.11	87.06
24	2.4	0.14	0.21	24	403.2	8.09	9.40	96.46
25	7.0	0.41	0.62	25	110.4	2.21	2.57	99.03
26	21.6	1.27	1.89	26	30.4	0.61	0.71	99.74
27	30.0	1.76	3.65	27	9.0	0.18	0.21	99.95
28	42.4	2.49	6.13	28	2.0	0.04	0.05	100.00
29	67.0	3.93	10.06	29	0.0	0.00	0.00	100.00
30	61.0	3.58	13.63	30	0.0	0.00	0.00	100.00
31	88.6	5.19	18.83	31	0.0	0.00	0.00	100.00
32	115.4	6.76	25.59	32	0.0	0.00	0.00	100.00
33	166.0	9.73	35.32	Total	4986.4	100	100	
34	147.2	8.63	43.95	Hull wt	1836.4			
35	165.4	9.69	53.64	Wt w/o SS	4289.6			
36	151.0	8.85	62.49	Percent Hulls		26.92		
37	187.2	10.97	73.46	Percent Meats		73.08		
38	171.8	10.07	83.53			100		
39	108.2	6.34	89.87					
40	81.2	4.76	94.63					
41	59.8	3.50	98.14					
42	28.6	1.68	99.81					
44	3.2	0.19	100.00					
46	0.0	0.00	100.00					
48	0.0	0.00	100.00					
POD WT.	1706.2							



LOCATION 63 UPPT 2009 SIZE DISTRIBUTION CUMULATIVE WEIGHT PERCENT TABLE

N05008

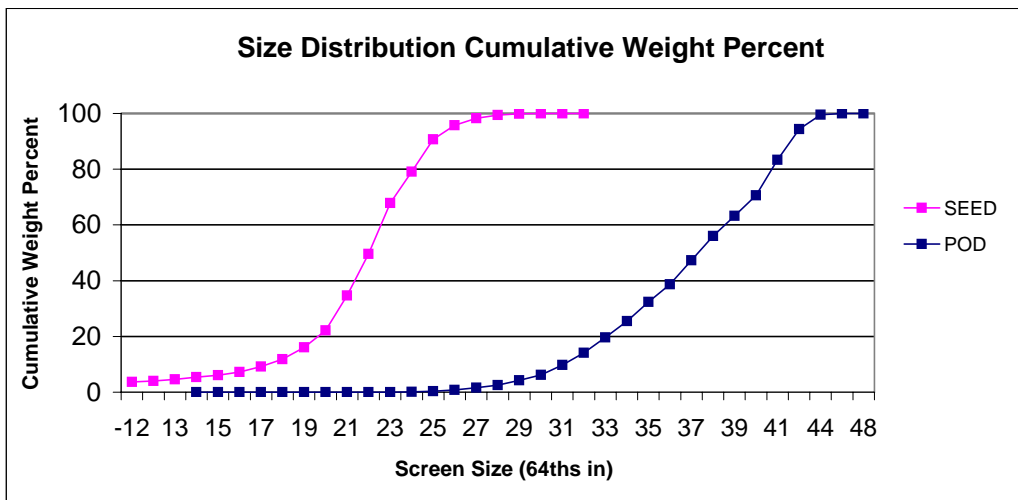
POD				SEED				
SCREEN SIZE	Weight	Wt %	Cum. Wt. %	SCREEN SIZE	Weight	Wt %	Wt % w/o SS	Cum. Wt %
				SS	897.2	17.77	---	---
				-12 & -20R	94.4	1.87	2.27	2.27
				12	12.0	0.24	0.29	2.56
				13	14.8	0.29	0.36	2.92
14	0.0	0.00	0.00	14	24.0	0.48	0.58	3.50
15	0.0	0.00	0.00	15	35.2	0.70	0.85	4.34
16	0.0	0.00	0.00	16	50.2	0.99	1.21	5.55
17	0.0	0.00	0.00	17	88.0	1.74	2.12	7.67
18	0.0	0.00	0.00	18	124.4	2.46	3.00	10.67
19	0.0	0.00	0.00	19	196.6	3.89	4.74	15.40
20	0.0	0.00	0.00	20	435.8	8.63	10.50	25.90
21	0.0	0.00	0.00	21	774.6	15.34	18.66	44.56
22	0.0	0.00	0.00	22	883.8	17.50	21.29	65.84
23	0.0	0.00	0.00	23	732.0	14.50	17.63	83.47
24	2.2	0.13	0.13	24	403.2	7.99	9.71	93.18
25	2.8	0.17	0.30	25	217.4	4.31	5.24	98.42
26	7.2	0.43	0.73	26	43.6	0.86	1.05	99.47
27	5.8	0.35	1.08	27	13.0	0.26	0.31	99.78
28	18.0	1.08	2.16	28	9.0	0.18	0.22	100.00
29	46.6	2.79	4.95	29	0.0	0.00	0.00	100.00
30	35.4	2.12	7.07	30	0.0	0.00	0.00	100.00
31	74.0	4.43	11.50	31	0.0	0.00	0.00	100.00
32	100.0	5.99	17.49	32	0.0	0.00	0.00	100.00
33	140.2	8.40	25.89	Total	5049.2	100	100	
34	129.0	7.73	33.61	Hull wt	1708.6			
35	214.2	12.83	46.44	Wt w/o SS	4152.0			
36	182.6	10.94	57.38	Percent Hulls		25.28		
37	208.2	12.47	69.85	Percent Meats		74.72		
38	158.4	9.49	79.34			100		
39	129.8	7.77	87.11					
40	95.8	5.74	92.85					
41	90.8	5.44	98.29					
42	28.6	1.71	100.00					
44	0.0	0.00	100.00					
46	0.0	0.00	100.00					
48	0.0	0.00	100.00					
POD WT.	1669.6							



LOCATION 63 UPPT 2009 SIZE DISTRIBUTION CUMULATIVE WEIGHT PERCENT TABLE

N05024J

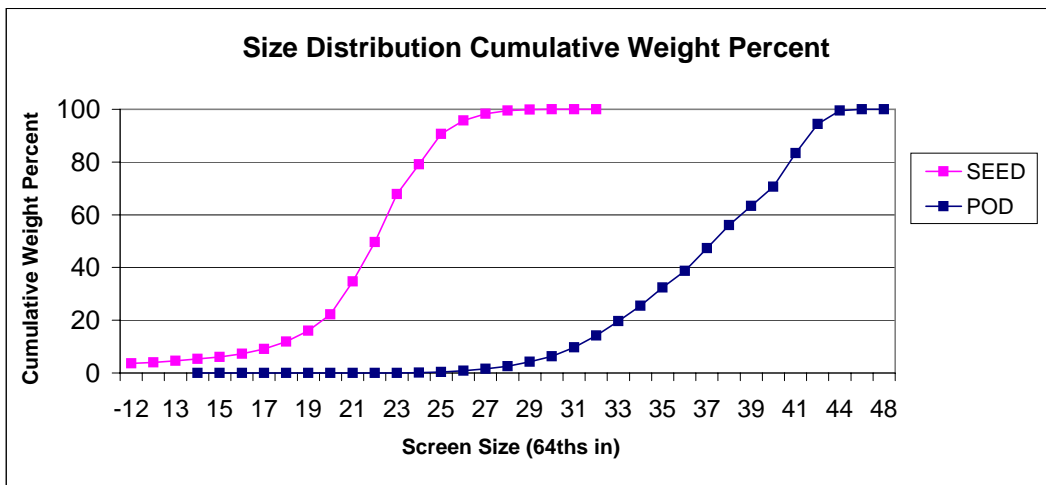
POD				SEED				
SCREEN SIZE	Weight	Wt %	Cum. Wt. %	SCREEN SIZE	Weight	Wt %	Wt % w/o SS	Cum. Wt %
				SS	1328.2	26.99	---	---
				-12 & -20R	132.4	2.69	3.68	3.68
				12	11.8	0.24	0.33	4.01
				13	22.6	0.46	0.63	4.64
14	0.0	0.00	0.00	14	25.2	0.51	0.70	5.34
15	0.0	0.00	0.00	15	25.0	0.51	0.70	6.04
16	0.0	0.00	0.00	16	42.8	0.87	1.19	7.23
17	0.0	0.00	0.00	17	68.6	1.39	1.91	9.14
18	0.0	0.00	0.00	18	98.2	2.00	2.73	11.87
19	0.0	0.00	0.00	19	150.6	3.06	4.19	16.06
20	0.0	0.00	0.00	20	220.8	4.49	6.14	22.21
21	0.0	0.00	0.00	21	448.4	9.11	12.48	34.68
22	0.0	0.00	0.00	22	536.0	10.89	14.92	49.60
23	0.0	0.00	0.00	23	657.6	13.36	18.30	67.90
24	2.6	0.16	0.16	24	403.2	8.19	11.22	79.12
25	3.0	0.18	0.34	25	415.0	8.43	11.55	90.67
26	8.0	0.48	0.82	26	181.8	3.69	5.06	95.73
27	12.6	0.76	1.58	27	90.6	1.84	2.52	98.25
28	15.2	0.92	2.49	28	43.8	0.89	1.22	99.47
29	30.0	1.81	4.30	29	16.4	0.33	0.46	99.92
30	32.4	1.95	6.25	30	2.8	0.06	0.08	100.00
31	57.6	3.47	9.72	31	0.0	0.00	0.00	100.00
32	73.8	4.45	14.17	32	0.0	0.00	0.00	100.00
33	91.2	5.49	19.66	Total	4921.8	100	100	
34	97.2	5.86	25.52	Hull wt	1720.0			
35	113.4	6.83	32.35	Wt w/o SS	3593.6			
36	105.6	6.36	38.71	Percent Hulls		25.90		
37	143.0	8.61	47.33	Percent Meats		74.10		
38	144.6	8.71	56.04			100		
39	120.8	7.28	63.31					
40	121.0	7.29	70.60					
41	212.4	12.80	83.40					
42	182.0	10.96	94.36					
44	86.0	5.18	99.54					
46	7.6	0.46	100.00					
48	0.0	0.00	100.00					
POD WT.	1660.0							



LOCATION 63 UPPT 2009 SIZE DISTRIBUTION CUMULATIVE WEIGHT PERCENT TABLE

VT 003194

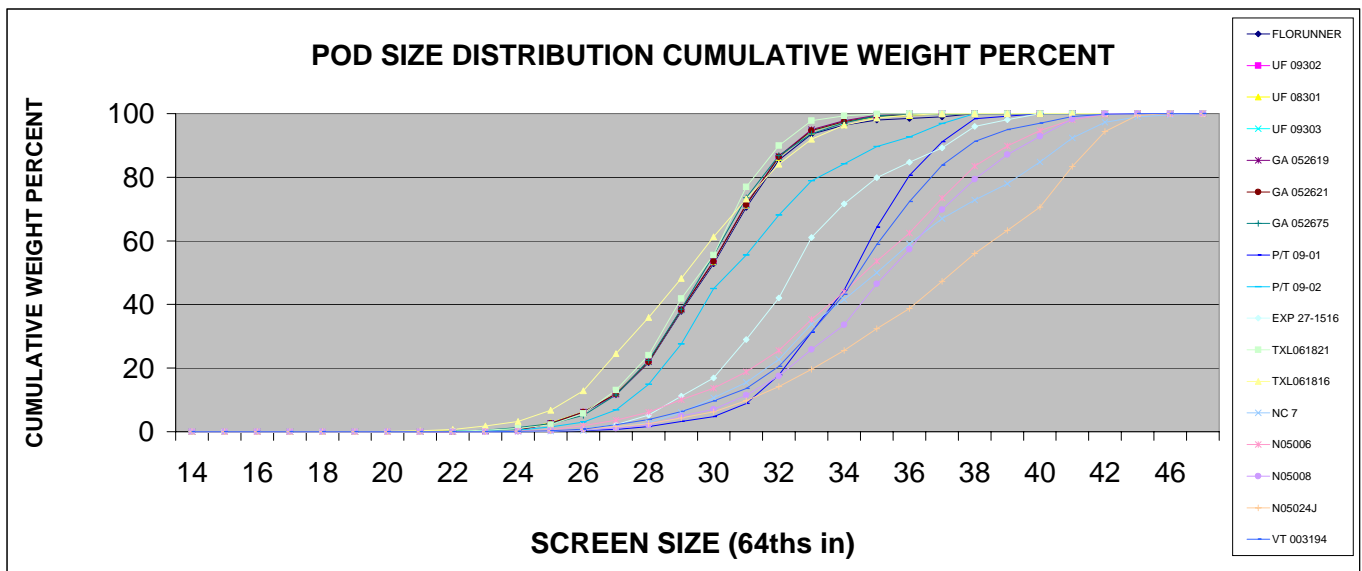
POD				SEED				
SCREEN SIZE	Weight	Wt %	Cum. Wt. %	SCREEN SIZE	Weight	Wt %	Wt % w/o SS	Cum. Wt %
				SS	1030.0	20.70	---	---
				-12 & -20R	98.4	1.98	2.49	2.49
				12	12.8	0.26	0.32	2.82
				13	25.4	0.51	0.64	3.46
14	0.0	0.00	0.00	14	30.6	0.61	0.78	4.24
15	0.0	0.00	0.00	15	36.2	0.73	0.92	5.15
16	0.0	0.00	0.00	16	40.8	0.82	1.03	6.19
17	0.0	0.00	0.00	17	47.6	0.96	1.21	7.39
18	0.0	0.00	0.00	18	82.0	1.65	2.08	9.47
19	0.0	0.00	0.00	19	135.8	2.73	3.44	12.91
20	0.0	0.00	0.00	20	291.2	5.85	7.38	20.29
21	0.0	0.00	0.00	21	621.0	12.48	15.74	36.03
22	0.0	0.00	0.00	22	842.2	16.92	21.34	57.37
23	0.0	0.00	0.00	23	918.4	18.46	23.27	80.64
24	1.6	0.10	0.10	24	406.6	8.17	10.30	90.95
25	3.8	0.23	0.33	25	266.2	5.35	6.75	97.69
26	8.0	0.48	0.81	26	72.0	1.45	1.82	99.52
27	22.6	1.37	2.18	27	17.6	0.35	0.45	99.96
28	27.0	1.63	3.81	28	1.4	0.03	0.04	100.00
29	42.2	2.55	6.36	29	0.0	0.00	0.00	100.00
30	53.8	3.25	9.62	30	0.0	0.00	0.00	100.00
31	65.6	3.97	13.59	31	0.0	0.00	0.00	100.00
32	115.2	6.97	20.56	32	0.0	0.00	0.00	100.00
33	179.4	10.85	31.41	Total	4976.2	100	100	
34	194.2	11.75	43.16	Hull wt	1623.6			
35	259.4	15.69	58.85	Wt w/o SS	3946.2			
36	222.2	13.44	72.29	Percent Hulls		24.60		
37	189.6	11.47	83.76	Percent Meats		75.40		
38	123.0	7.44	91.20			100		
39	62.6	3.79	94.99					
40	33.0	2.00	96.99					
41	35.0	2.12	99.10					
42	10.8	0.65	99.76					
44	4.0	0.24	100.00					
46	0.0	0.00	100.00					
48	0.0	0.00	100.00					
POD WT.	1653.0							



LOCATION 63 UPPT 2009 POD SIZE DISTRIBUTION CUMULATIVE WEIGHT PERCENT TABLE

ENTRY NUMBER

SCREEN	FLORUNNER	UF 09302	UF 08301	UF 09303	GA 052619	GA 052621	GA 052675	P/T 09-01	P/T 09-02	EXP 27-1516	TXL061821	TXL061816	NC 7	N05006	N05008	N05024J	VT 003194
14	0.00	0.00	0.00	0.00	0.00	0.00	0.00	0.00	0.00	0.00	0.00	0.00	0.00	0.00	0.00	0.00	0.00
15	0.00	0.00	0.00	0.00	0.00	0.00	0.00	0.00	0.00	0.00	0.00	0.00	0.00	0.00	0.00	0.00	0.00
16	0.00	0.00	0.00	0.00	0.00	0.00	0.00	0.00	0.00	0.00	0.00	0.00	0.00	0.00	0.00	0.00	0.00
17	0.00	0.00	0.00	0.00	0.00	0.00	0.00	0.00	0.00	0.00	0.00	0.00	0.00	0.00	0.00	0.00	0.00
18	0.00	0.00	0.00	0.00	0.00	0.00	0.00	0.00	0.00	0.00	0.00	0.00	0.00	0.00	0.00	0.00	0.00
19	0.00	0.00	0.00	0.00	0.00	0.00	0.00	0.00	0.00	0.00	0.00	0.00	0.00	0.00	0.00	0.00	0.00
20	0.00	0.00	0.00	0.01	0.00	0.00	0.00	0.00	0.00	0.00	0.00	0.15	0.00	0.00	0.00	0.00	0.00
21	0.00	0.00	0.19	0.04	0.00	0.00	0.00	0.00	0.00	0.00	0.00	0.32	0.00	0.00	0.00	0.00	0.00
22	0.05	0.05	0.24	0.08	0.05	0.05	0.07	0.00	0.12	0.00	0.11	0.70	0.00	0.00	0.00	0.00	0.00
23	0.23	0.23	0.42	0.27	0.23	0.23	0.52	0.00	0.45	0.00	0.51	1.78	0.00	0.07	0.00	0.00	0.00
24	0.53	0.53	0.72	0.57	0.53	0.53	1.26	0.00	0.51	0.05	1.05	3.19	0.11	0.21	0.13	0.16	0.10
25	2.57	2.60	2.79	2.64	2.61	2.60	2.47	0.11	1.47	0.24	2.20	6.78	0.18	0.62	0.30	0.34	0.33
26	6.05	6.10	6.28	6.14	6.14	6.12	5.10	0.38	3.00	0.83	5.72	12.86	0.42	1.89	0.73	0.82	0.81
27	11.69	11.80	11.96	11.84	11.86	11.82	11.60	0.71	6.79	2.16	13.07	24.54	1.41	3.65	1.08	1.58	2.18
28	21.72	21.93	22.07	21.98	22.04	21.97	22.47	1.63	14.91	5.24	24.03	35.93	2.79	6.13	2.16	2.49	3.81
29	37.82	38.18	38.29	38.24	38.38	38.27	38.55	3.26	27.53	11.14	41.86	48.17	6.06	10.06	4.95	4.30	6.36
30	52.86	53.37	53.43	53.43	53.65	53.48	55.51	4.77	44.93	16.93	55.55	61.22	10.71	13.63	7.07	6.25	9.62
31	70.49	71.16	71.18	71.24	71.53	71.31	73.54	8.85	55.55	28.96	77.01	73.09	15.50	18.83	11.50	9.72	13.59
32	85.38	86.20	86.18	86.28	86.65	86.38	86.78	17.85	68.10	42.07	89.90	84.06	22.75	25.59	17.49	14.17	20.56
33	93.61	94.50	94.47	94.59	94.99	94.71	93.71	31.33	78.83	61.09	97.79	91.94	33.76	35.32	25.89	19.66	31.41
34	96.36	97.28	97.24	97.38	97.79	97.49	97.04	44.53	84.16	71.64	99.30	96.37	41.52	43.95	33.61	25.52	43.16
35	98.02	98.96	98.91	99.06	99.48	99.18	99.39	64.25	89.61	79.84	99.91	98.59	50.04	53.64	46.44	32.35	58.85
36	98.54	99.48	99.43	99.58	100.00	99.70	99.71	80.57	92.69	84.76	100.00	99.58	59.09	62.49	57.38	38.71	72.29
37	98.95	100.00	100.00	100.00	100.00	99.78	99.71	91.15	96.91	89.22	100.00	99.85	67.00	73.46	69.85	47.33	83.76
38	100.00	100.00	100.00	100.00	100.00	100.00	100.00	98.35	100.00	96.01	100.00	100.00	72.80	83.53	79.34	56.04	91.20
39	100.00	100.00	100.00	100.00	100.00	100.00	100.00	99.16	100.00	98.04	100.00	100.00	78.01	89.87	87.11	63.31	94.99
40	100.00	100.00	100.00	100.00	100.00	100.00	100.00	100.00	100.00	100.00	100.00	100.00	84.76	94.63	92.85	70.60	96.99
41	100.00	100.00	100.00	100.00	100.00	100.00	100.00	100.00	100.00	100.00	100.00	100.00	92.37	98.14	98.29	83.40	99.10
42	100.00	100.00	100.00	100.00	100.00	100.00	100.00	100.00	100.00	100.00	100.00	100.00	97.33	99.81	100.00	94.36	99.76
44	100.00	100.00	100.00	100.00	100.00	100.00	100.00	100.00	100.00	100.00	100.00	100.00	98.99	100.00	100.00	99.54	100.00
46	100.00	100.00	100.00	100.00	100.00	100.00	100.00	100.00	100.00	100.00	100.00	100.00	99.60	100.00	100.00	100.00	100.00
48	100.00	100.00	100.00	100.00	100.00	100.00	100.00	100.00	100.00	100.00	100.00	100.00	100.00	100.00	100.00	100.00	100.00

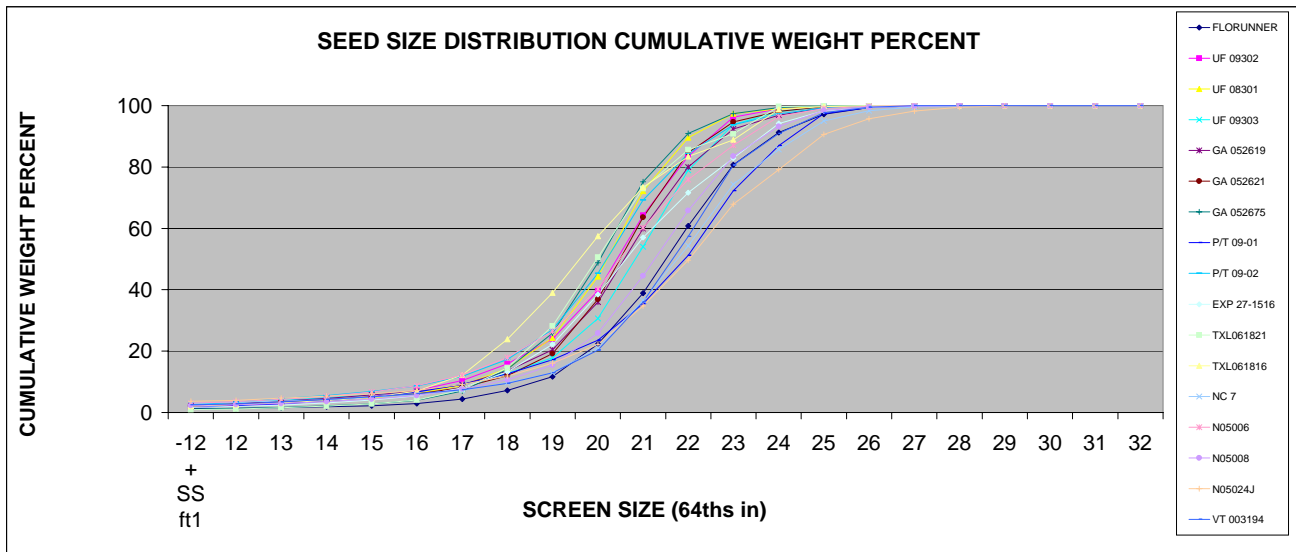


LOCATION 63 UPPT 2009 SEED SIZE DISTRIBUTION CUMULATIVE WEIGHT PERCENT TABLE

ENTRY NUMBER

SCREEN	FLORUNNER	UF 09302	UF 08301	UF 09303	GA 052619	GA 052621	GA 052675	P/T 09-01	P/T 09-02	EXP 27-1516	TXL061821	TXL061816	NC 7	N05006	N05008	N05024J	VT 003194
-12 + SS ft ¹	1.29	1.70	2.37	2.85	2.21	2.09	1.14	1.66	2.52	1.62	0.93	2.10	3.01	3.04	2.27	3.68	2.49
12	1.38	2.30	2.84	3.39	2.86	2.70	1.35	2.16	3.33	1.96	1.18	2.59	3.32	3.54	2.56	4.01	2.82
13	1.60	2.92	3.37	4.00	3.73	3.44	1.67	2.76	4.54	2.40	1.51	3.21	3.71	4.32	2.92	4.64	3.46
14	1.83	3.92	4.04	4.79	4.58	4.22	2.14	3.75	5.51	3.10	2.06	3.87	4.18	5.34	3.50	5.34	4.24
15	2.20	5.08	4.77	5.73	5.68	5.09	2.87	5.01	6.85	4.04	2.86	4.95	5.03	6.63	4.34	6.04	5.15
16	2.87	7.20	6.10	6.91	6.96	6.02	3.97	6.63	8.63	5.39	4.07	7.01	5.88	8.75	5.55	7.23	6.19
17	4.36	10.45	8.89	9.13	9.06	8.18	6.96	9.19	11.78	8.07	7.44	12.22	7.15	12.18	7.67	9.14	7.39
18	7.19	15.87	14.35	12.77	13.60	12.04	14.06	12.64	17.33	13.19	14.59	23.84	9.66	17.89	10.67	11.87	9.47
19	11.63	24.00	24.32	17.83	20.44	19.18	25.85	17.24	26.99	22.21	28.18	38.99	12.92	26.51	15.40	16.06	12.91
20	22.30	39.66	44.37	30.66	36.00	36.89	48.79	23.52	45.37	38.47	50.55	57.42	21.09	40.20	25.90	22.21	20.29
21	38.90	64.22	72.16	53.98	59.95	63.56	75.14	35.47	69.19	57.03	72.99	73.38	36.46	60.25	44.56	34.68	36.03
22	60.77	83.54	89.62	78.95	79.98	84.62	90.93	51.21	84.41	71.60	85.64	83.43	54.31	75.96	65.84	49.60	57.37
23	80.72	96.22	97.37	93.88	92.34	94.69	97.44	72.30	93.71	82.87	90.81	88.87	74.39	87.06	83.47	67.90	80.64
24	91.24	98.92	99.00	98.04	96.89	98.13	99.38	86.97	97.32	94.11	99.65	98.72	85.76	96.46	93.18	79.12	90.95
25	97.24	99.81	99.76	99.66	99.37	99.64	99.95	97.39	99.25	98.28	99.91	99.73	95.04	99.03	98.42	90.67	97.69
26	99.33	99.96	99.95	99.95	99.95	99.97	99.97	99.38	99.74	99.34	100.00	99.91	98.36	99.74	99.47	95.73	99.52
27	99.90	99.98	99.97	99.97	100.00	100.00	99.97	99.94	99.96	99.82	100.00	99.97	99.55	99.95	99.78	98.25	99.00
28	100.00	100.00	100.00	100.00	100.00	100.00	100.00	99.96	100.00	99.88	100.00	100.00	100.00	100.00	100.00	99.47	100.00
29	100.00	100.00	100.00	100.00	100.00	100.00	100.00	100.00	100.00	100.00	100.00	100.00	100.00	100.00	100.00	99.92	100.00
30	100.00	100.00	100.00	100.00	100.00	100.00	100.00	100.00	100.00	100.00	100.00	100.00	100.00	100.00	100.00	100.00	100.00
31	100.00	100.00	100.00	100.00	100.00	100.00	100.00	100.00	100.00	100.00	100.00	100.00	100.00	100.00	100.00	100.00	100.00
32	100.00	100.00	100.00	100.00	100.00	100.00	100.00	100.00	100.00	100.00	100.00	100.00	100.00	100.00	100.00	100.00	100.00

¹ SS ft is -17R, -20R, OR -16R FOR RUNNER, VIRGINIA OR SPANISH MARKET TYPES, RESPECTIVELY



LOCATION 63 UPPT 2009 SEED COUNT/POUND TABLE

FLORUNNER

Weight of 100 seed

	Wt (g)	Wt of 1 seed	Count/lb
Jumbo	76.0	0.760	597
Medium	55.8	0.558	813
Number 1	38.0	0.380	1194
Splits	31.8	0.318	1426

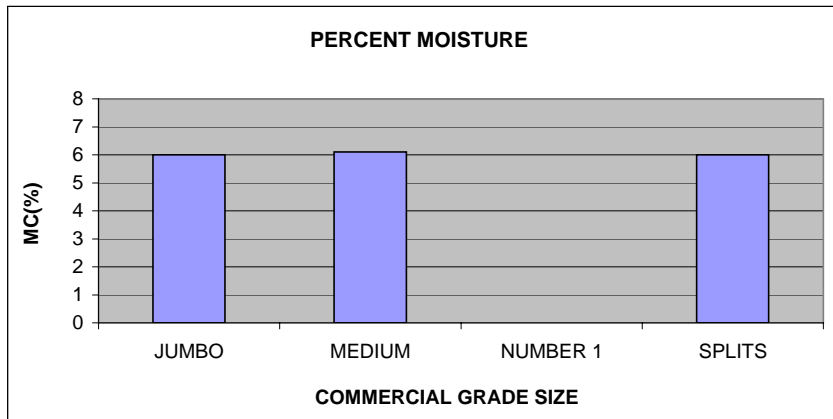
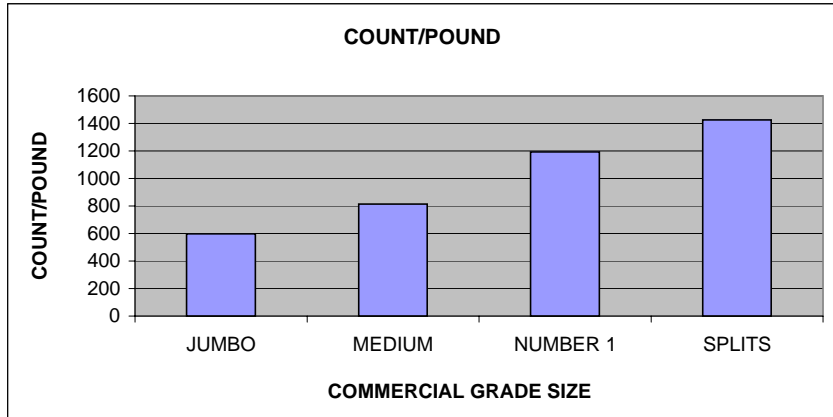
LOCATION 63 SEED MOISTURE CONTENT TABLE

FLORUNNER

GAC 2000 Percent Moisture & Density

	MC*	kg/hl
Jumbo	6.0	58.8
Medium	6.1	62.2
Number 1	N/A	N/A
Splits	6.0	58.6

* NA INDICATES THAT THERE WAS NOT ENOUGH MATERIAL FOR THE GAC 2000 TO READ



LOCATION 63 UPPT 2009 SEED COUNT/POUND TABLE

UF 09302

Weight of 100 seed

	Wt (g)	Wt of 1 seed	Count/lb
Jumbo	71.0	0.710	639
Medium	59.2	0.592	766
Number 1	42.2	0.422	1075
Splits	32.4	0.324	1400

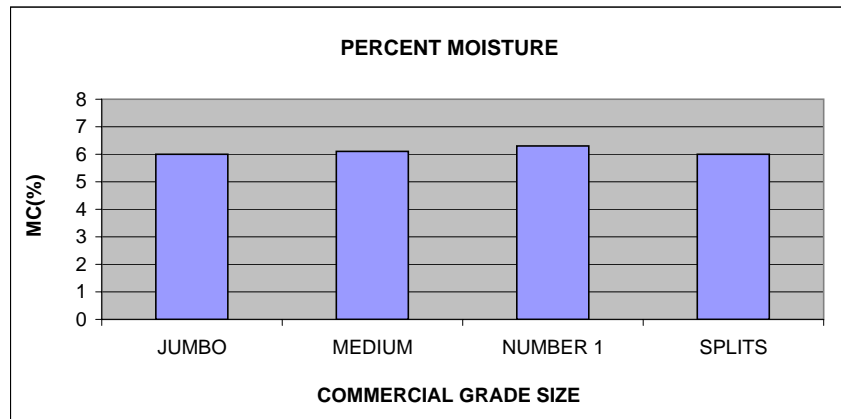
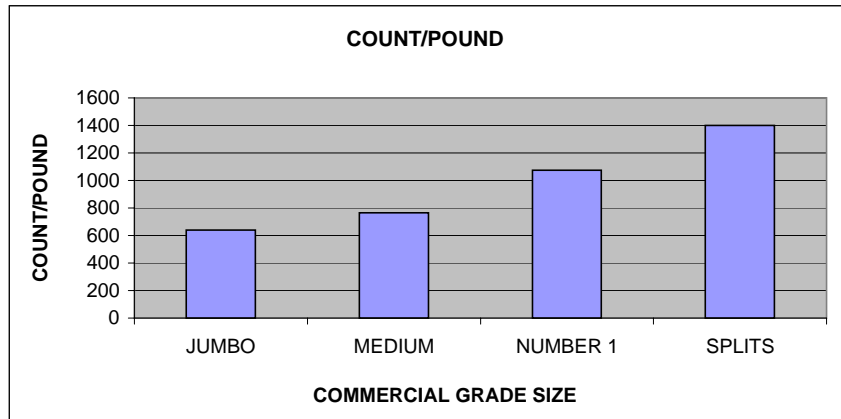
LOCATION 63 SEED MOISTURE CONTENT TABLE

UF 09302

GAC 2000 Percent Moisture & Density

	MC*	kg/hl
Jumbo	6.0	59.1
Medium	6.1	62.0
Number 1	6.3	63.8
Splits	6.0	57.4

* NA INDICATES THAT THERE WAS NOT ENOUGH MATERIAL FOR THE GAC 2000 TO READ



LOCATION 63 UPPT 2009 SEED COUNT/POUND TABLE

UF 08301

Weight of 100 seed

	Wt (g)	Wt of 1 seed	Count/lb
Jumbo	76.8	0.768	591
Medium	58.6	0.586	774
Number 1	42.4	0.424	1070
Splits	30.8	0.308	1473

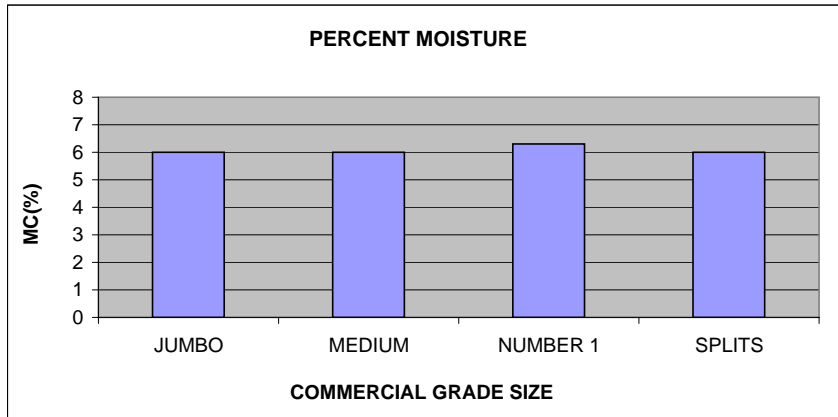
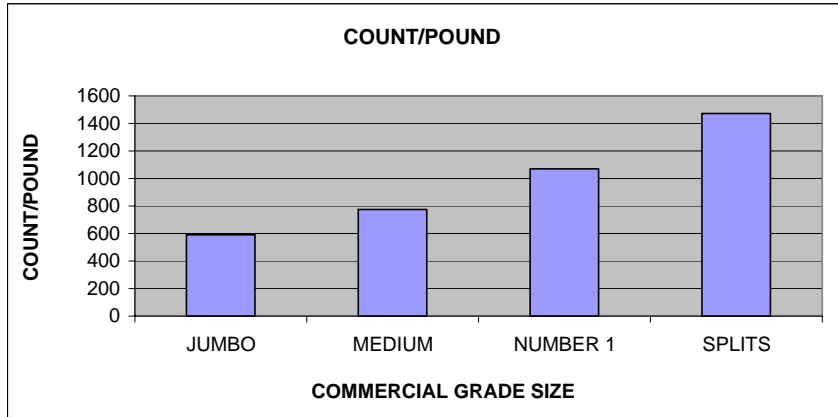
LOCATION 63 SEED MOISTURE CONTENT TABLE

UF 08301

GAC 2000 Percent Moisture & Density

	MC*	kg/hl
Jumbo	6.0	58.8
Medium	6.0	61.8
Number 1	6.3	N/A
Splits	6.0	58.7

* NA INDICATES THAT THERE WAS NOT ENOUGH MATERIAL FOR THE GAC 2000 TO READ



LOCATION 63 UPPT 2009 SEED COUNT/POUND TABLE

UF 09303

Weight of 100 seed

	Wt (g)	Wt of 1 seed	Count/lb
Jumbo	75.6	0.756	600
Medium	57.6	0.576	788
Number 1	39.0	0.390	1163
Splits	32.4	0.324	1400

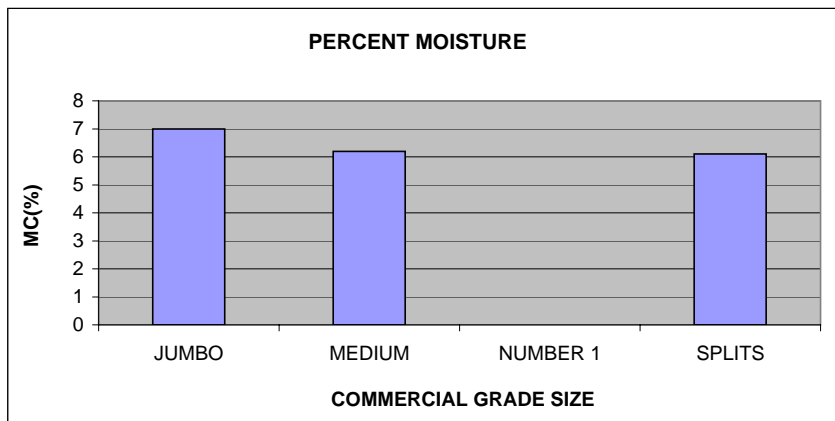
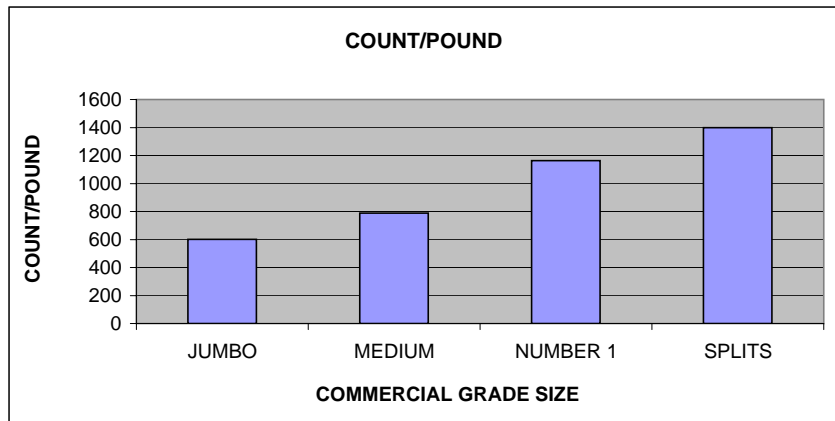
LOCATION 63 SEED MOISTURE CONTENT TABLE

UF 09303

GAC 2000 Percent Moisture & Density

	MC*	kg/hl
Jumbo	7.0	49.4
Medium	6.2	62.3
Number 1	N/A	N/A
Splits	6.1	59.2

* NA INDICATES THAT THERE WAS NOT ENOUGH MATERIAL FOR THE GAC 2000 TO READ



LOCATION 63 UPPT 2009 SEED COUNT/POUND TABLE

GA 052619

Weight of 100 seed

	Wt (g)	Wt of 1 seed	Count/lb
Jumbo	74.6	0.746	608
Medium	57.6	0.576	788
Number 1	35.8	0.358	1267
Splits	28.2	0.282	1609

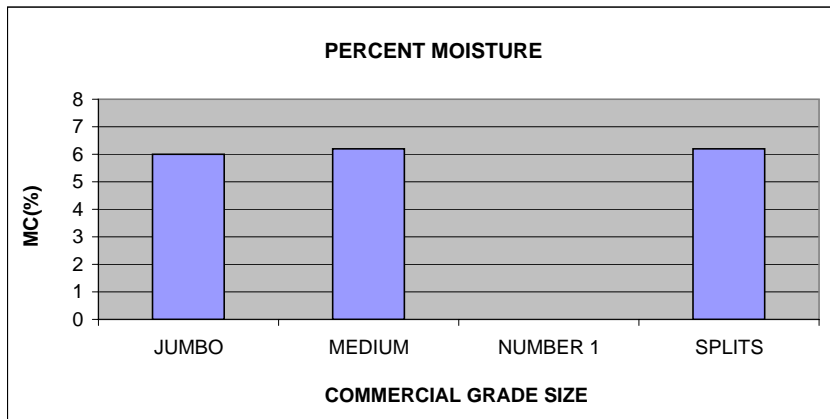
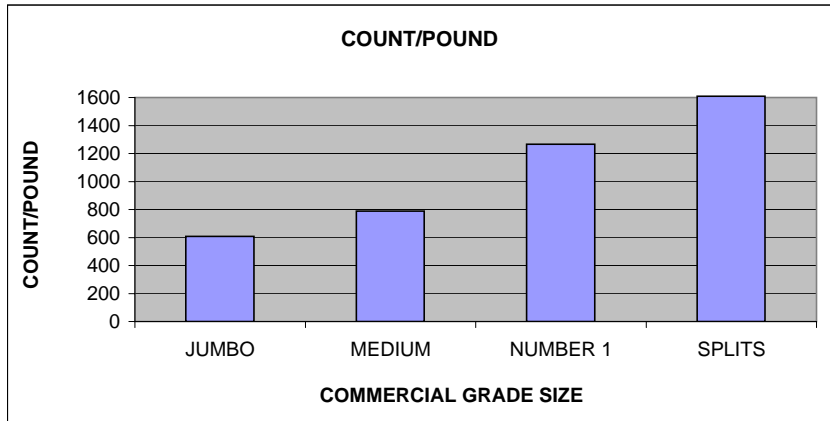
LOCATION 63 SEED MOISTURE CONTENT TABLE

GA 052619

GAC 2000 Percent Moisture & Density

	MC*	kg/hl
Jumbo	6.0	60.5
Medium	6.2	62.3
Number 1	N/A	N/A
Splits	6.2	60.4

* NA INDICATES THAT THERE WAS NOT ENOUGH MATERIAL FOR THE GAC 2000 TO READ



LOCATION 63 UPPT 2009 SEED COUNT/POUND TABLE

GA 052621

	Weight of 100 seed		
	Wt (g)	Wt of 1 seed	Count/lb
Jumbo	79.2	0.792	573
Medium	64.4	0.644	704
Number 1	37.8	0.378	1200
Splits	33.8	0.338	1342

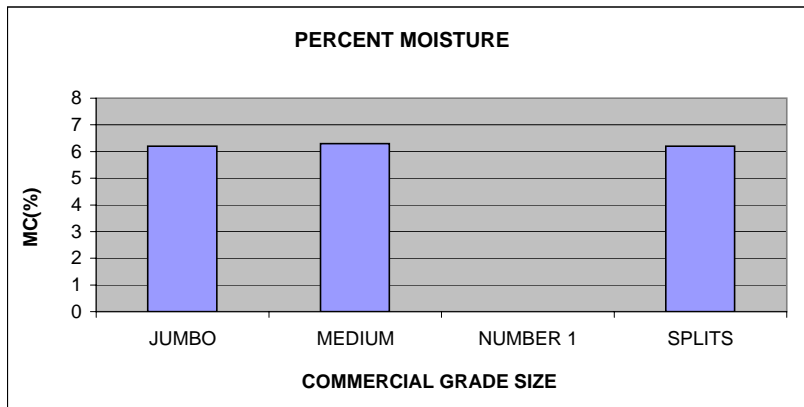
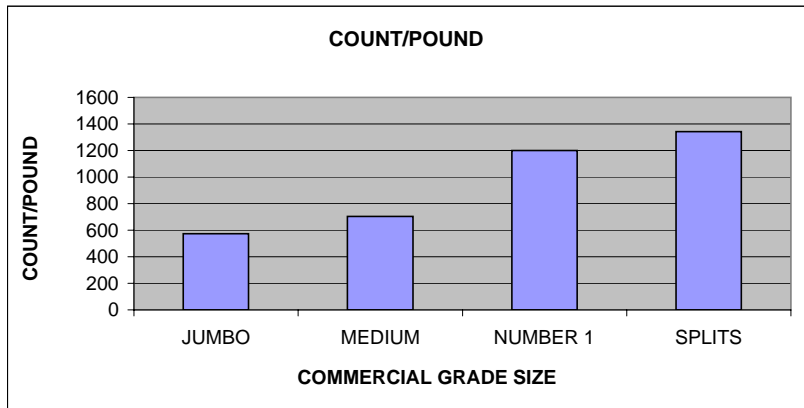
LOCATION 63 SEED MOISTURE CONTENT TABLE

GA 052621

GAC 2000 Percent Moisture & Density

	MC*	kg/hl
Jumbo	6.2	60.4
Medium	6.3	62.0
Number 1	N/A	N/A
Splits	6.2	60.3

* NA INDICATES THAT THERE WAS NOT ENOUGH MATERIAL FOR THE GAC 2000 TO READ



LOCATION 63 UPPT 2009 SEED COUNT/POUND TABLE

GA 052675

Weight of 100 seed

	Wt (g)	Wt of 1 seed	Count/lb
Jumbo	74.4	0.744	610
Medium	57.0	0.570	796
Number 1	34.2	0.342	1326
Splits	30.4	0.304	1492

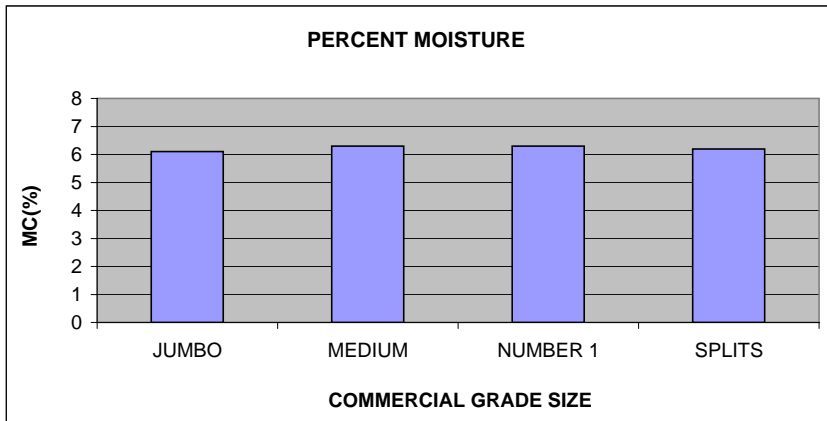
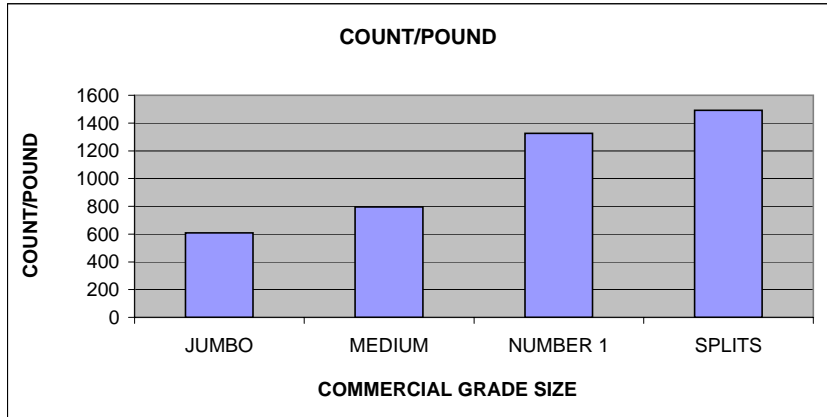
LOCATION 63 SEED MOISTURE CONTENT TABLE

GA 052675

GAC 2000 Percent Moisture & Density

	MC*	kg/hl
Jumbo	6.1	60.3
Medium	6.3	63.0
Number 1	6.3	N/A
Splits	6.2	61.4

* NA INDICATES THAT THERE WAS NOT ENOUGH MATERIAL FOR THE GAC 2000 TO READ



LOCATION 63 UPPT 2009 SEED COUNT/POUND TABLE

P/T 09-01

Weight of 100 seed

	Wt (g)	Wt of 1 seed	Count/lb
Jumbo	90.4	0.904	502
Medium	63.4	0.634	715
Number 1	48.0	0.480	945
Splits	44.4	0.444	1022

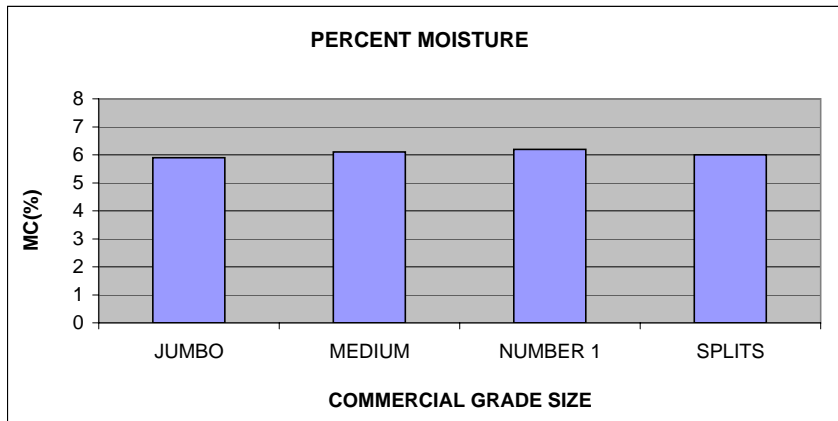
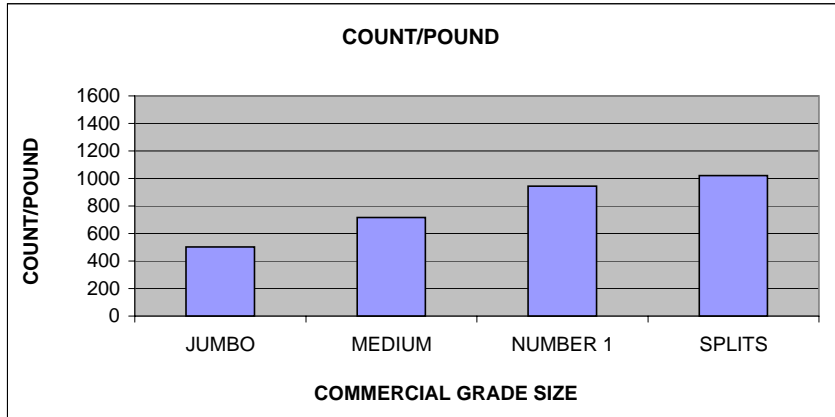
LOCATION 63 SEED MOISTURE CONTENT TABLE

P/T 09-01

GAC 2000 Percent Moisture & Density

	MC*	kg/hl
Jumbo	5.9	59.1
Medium	6.1	61.2
Number 1	6.2	N/A
Splits	6.0	56.9

* NA INDICATES THAT THERE WAS NOT ENOUGH MATERIAL FOR THE GAC 2000 TO READ



LOCATION 63 UPPT 2009 SEED COUNT/POUND TABLE

P/T 09-02

Weight of 100 seed

	Wt (g)	Wt of 1 seed	Count/lb
Jumbo	71.2	0.712	637
Medium	57.8	0.578	785
Number 1	42.2	0.422	1075
Splits	33.2	0.332	1366

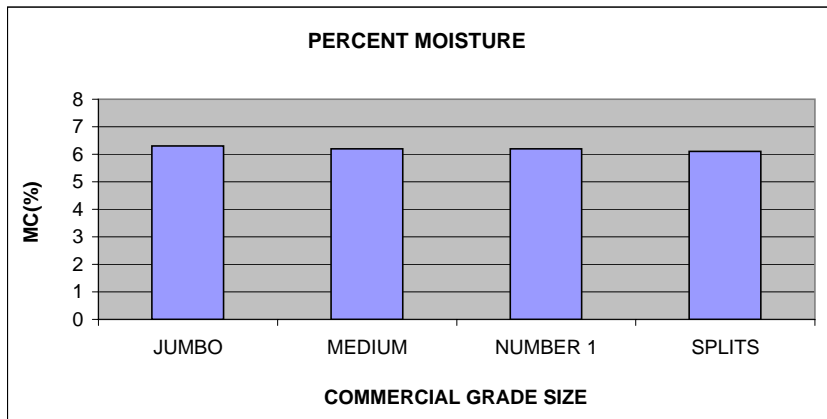
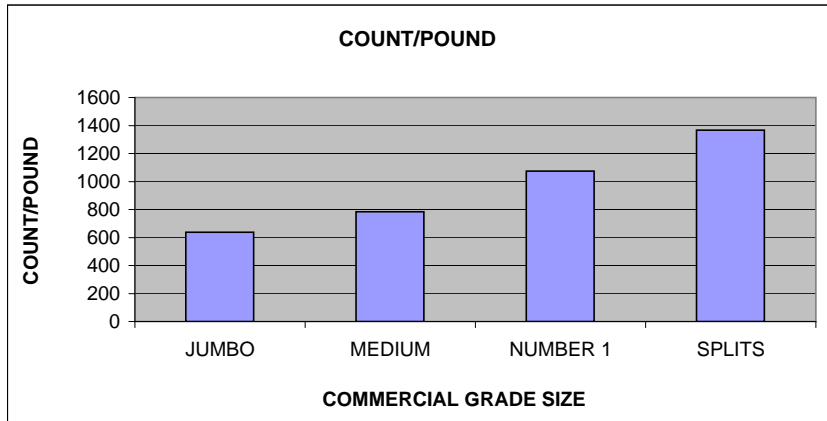
LOCATION 63 SEED MOISTURE CONTENT TABLE

P/T 09-02

GAC 2000 Percent Moisture & Density

	MC*	kg/hl
Jumbo	6.3	56.5
Medium	6.2	62.2
Number 1	6.2	58.2
Splits	6.1	56.8

* NA INDICATES THAT THERE WAS NOT ENOUGH MATERIAL FOR THE GAC 2000 TO READ



LOCATION 63 UPPT 2009 SEED COUNT/POUND TABLE

EXP 27-1516

Weight of 100 seed

	Wt (g)	Wt of 1 seed	Count/lb
Jumbo	94.2	0.942	482
Medium	62.8	0.628	722
Number 1	40.4	0.404	1123
Splits	38.2	0.382	1187

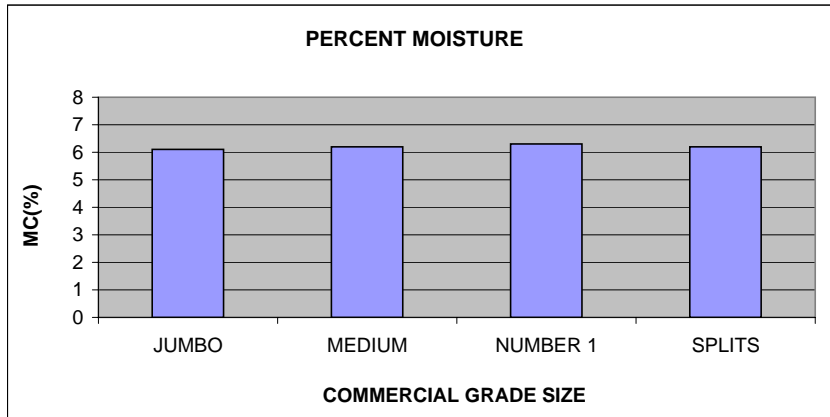
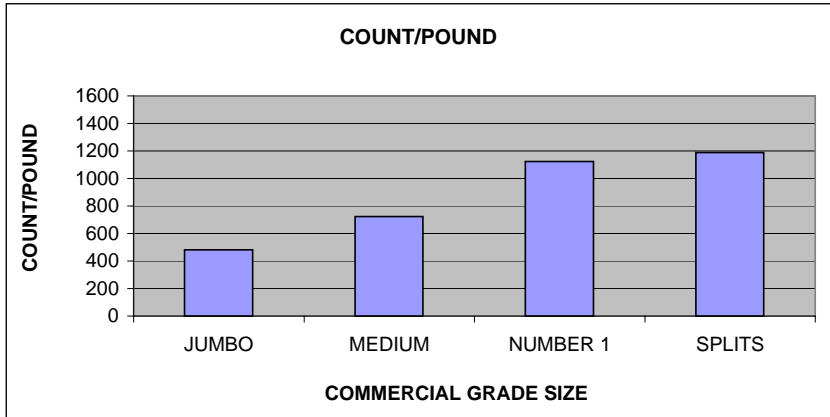
LOCATION 63 SEED MOISTURE CONTENT TABLE

EXP 27-1516

GAC 2000 Percent Moisture & Density

	MC*	kg/hl
Jumbo	6.1	58.0
Medium	6.2	61.5
Number 1	6.3	N/A
Splits	6.2	61.1

* NA INDICATES THAT THERE WAS NOT ENOUGH MATERIAL FOR THE GAC 2000 TO READ



LOCATION 63 UPPT 2009 SEED COUNT/POUND TABLE

TXL061821

Weight of 100 seed

	Wt (g)	Wt of 1 seed	Count/lb
Jumbo	80.4	0.804	564
Medium	68.0	0.680	667
Number 1	53.4	0.534	849
Splits	34.2	0.342	1326

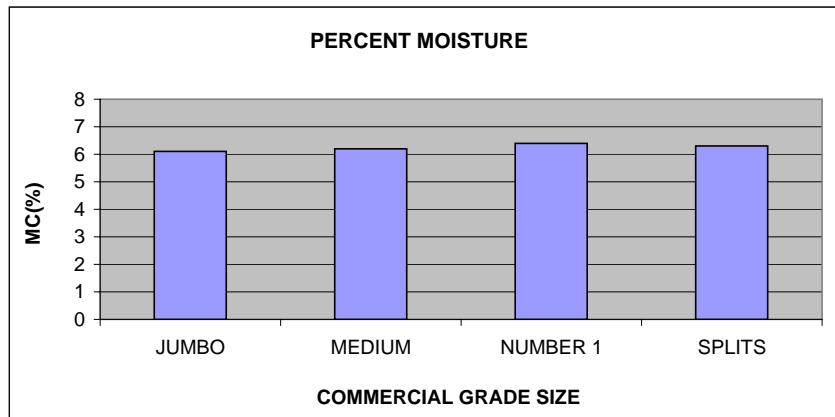
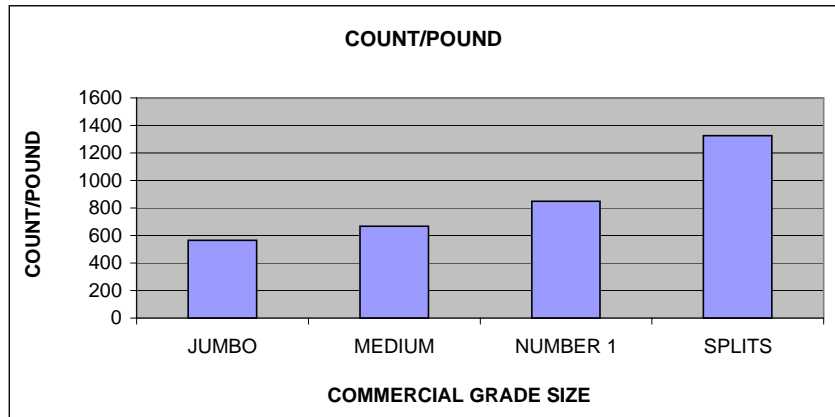
LOCATION 63 SEED MOISTURE CONTENT TABLE

TXL061821

GAC 2000 Percent Moisture & Density

	MC*	kg/hl
Jumbo	6.1	58.0
Medium	6.2	60.2
Number 1	6.4	59.9
Splits	6.3	58.0

* NA INDICATES THAT THERE WAS NOT ENOUGH MATERIAL FOR THE GAC 2000 TO READ



LOCATION 63 UPPT 2009 SEED COUNT/POUND TABLE

TXL061816

Weight of 100 seed

	Wt (g)	Wt of 1 seed	Count/lb
Jumbo	75.6	0.756	600
Medium	57.4	0.574	790
Number 1	41.6	0.416	1090
Splits	30.0	0.300	1512

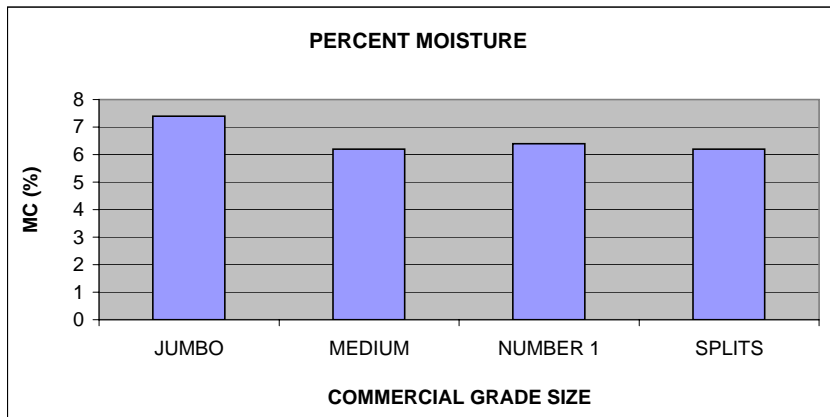
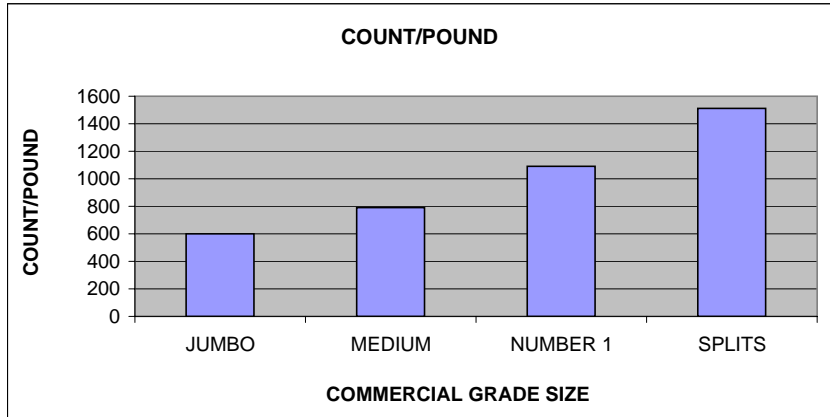
LOCATION 63 SEED MOISTURE CONTENT TABLE

TXL061816

GAC 2000 Percent Moisture & Density

	MC*	kg/hl
Jumbo	7.4	45.1
Medium	6.2	61.5
Number 1	6.4	64.1
Splits	6.2	58.8

* NA INDICATES THAT THERE WAS NOT ENOUGH MATERIAL FOR THE GAC 2000 TO READ



LOCATION 63 UPPT 2009 SEED COUNT/POUND TABLE

NC 7

Weight of 100 seed

	Wt (g)	Wt of 1 seed	Count/lb
Elk	103.0	1.030	440
Medium	60.0	0.600	756
Number 1	42.8	0.428	1060
Splits	42.2	0.422	1075

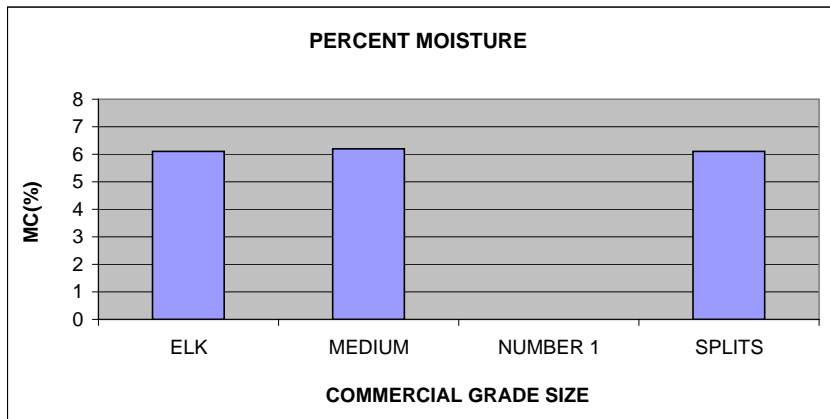
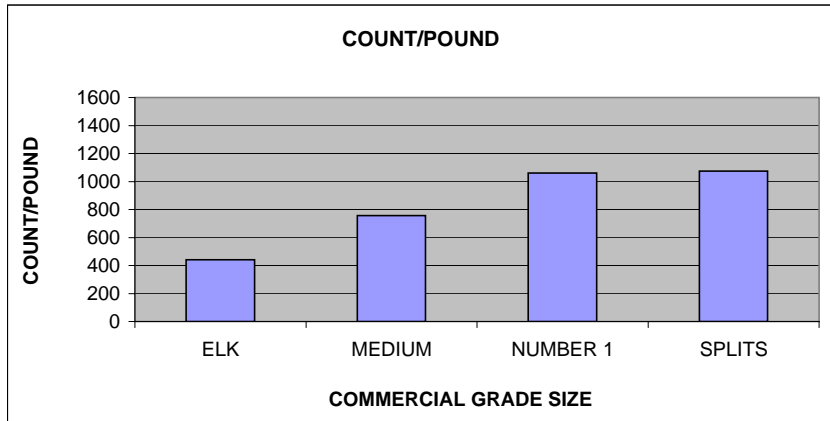
LOCATION 63 SEED MOISTURE CONTENT TABLE

NC 7

GAC 2000 Percent Moisture & Density

	MC*	kg/hl
Elk	6.1	57.7
Medium	6.2	56.4
Number 1	N/A	N/A
Splits	6.1	57.7

* NA INDICATES THAT THERE WAS NOT ENOUGH MATERIAL FOR THE GAC 2000 TO READ



LOCATION 63 UPPT 2009 SEED COUNT/POUND TABLE

N05006

Weight of 100 seed

	Wt (g)	Wt of 1 seed	Count/lb
Elk	86.2	0.862	526
Medium	58.4	0.584	777
Number 1	41.8	0.418	1085
Splits	41.4	0.414	1096

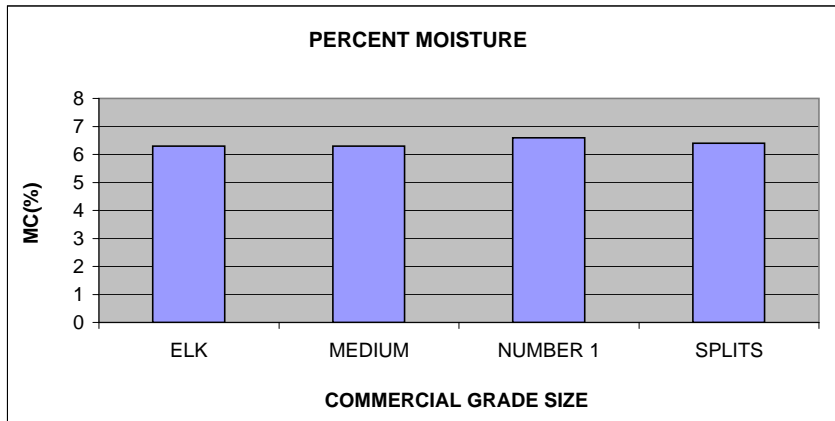
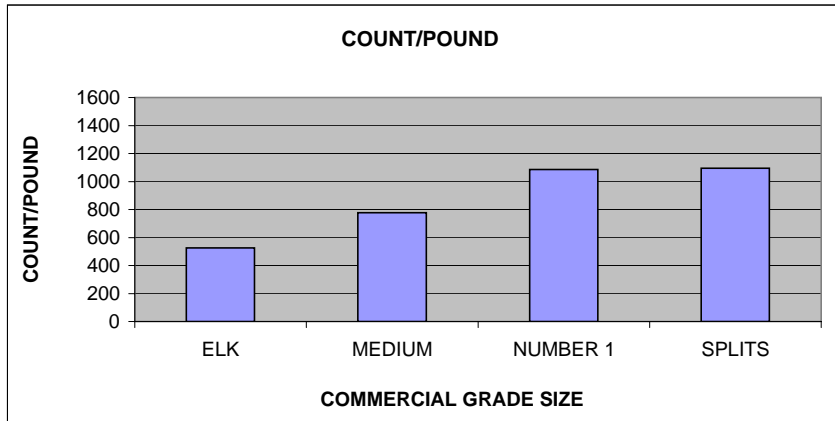
LOCATION 63 SEED MOISTURE CONTENT TABLE

N05006

GAC 2000 Percent Moisture & Density

	MC*	kg/hl
Elk	6.3	57.1
Medium	6.3	60.5
Number 1	6.6	60.9
Splits	6.4	57.0

* NA INDICATES THAT THERE WAS NOT ENOUGH MATERIAL FOR THE GAC 2000 TO READ



LOCATION 63 UPPT 2009 SEED COUNT/POUND TABLE

N05008

Weight of 100 seed

	Wt (g)	Wt of 1 seed	Count/lb
Elk	88.4	0.884	513
Medium	60.4	0.604	751
Number 1	44.8	0.448	1013
Splits	48.6	0.486	933

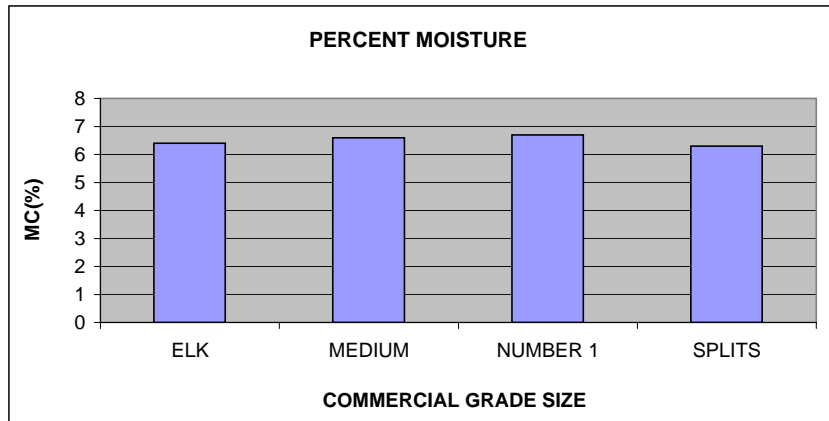
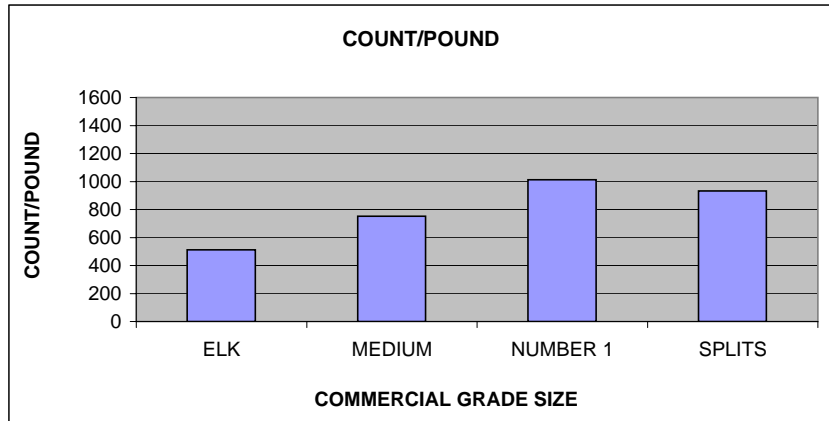
LOCATION 63 SEED MOISTURE CONTENT TABLE

N05008

GAC 2000 Percent Moisture & Density

	MC*	kg/hl
Elk	6.4	55.1
Medium	6.6	58.3
Number 1	6.7	51.4
Splits	6.3	56.4

* NA INDICATES THAT THERE WAS NOT ENOUGH MATERIAL FOR THE GAC 2000 TO READ



LOCATION 63 UPPT 2009 SEED COUNT/POUND TABLE

N05024J

Weight of 100 seed

	Wt (g)	Wt of 1 seed	Count/lb
Elk	111.6	1.116	406
Medium	58.6	0.586	774
Number 1	42.8	0.428	1060
Splits	51.2	0.512	886

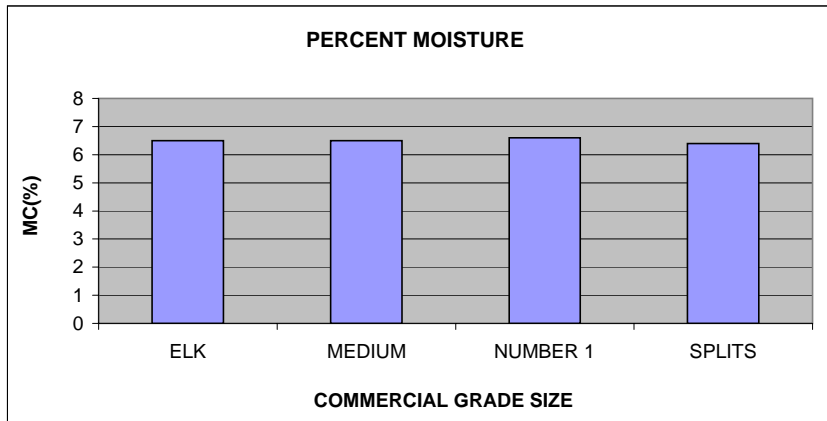
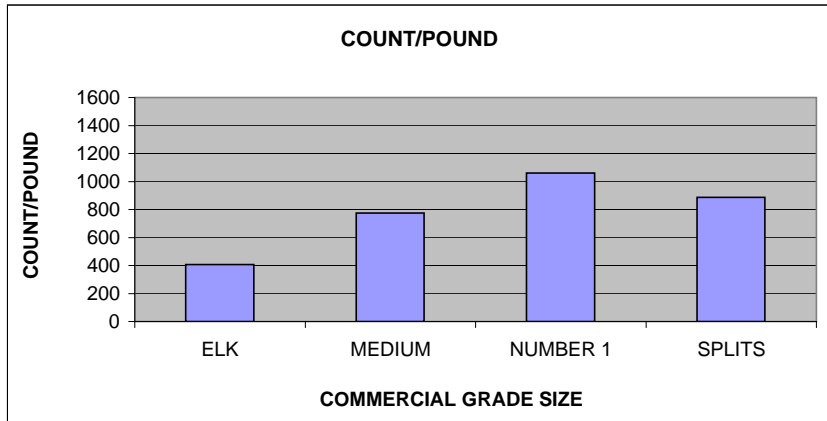
LOCATION 63 SEED MOISTURE CONTENT TABLE

N05024J

GAC 2000 Percent Moisture & Density

	MC*	kg/hl
Elk	6.5	52.5
Medium	6.5	60.2
Number 1	6.6	N/A
Splits	6.4	57.0

* NA INDICATES THAT THERE WAS NOT ENOUGH MATERIAL FOR THE GAC 2000 TO READ



LOCATION 63 UPPT 2009 SEED COUNT/POUND TABLE

VT 003194

Weight of 100 seed

	Wt (g)	Wt of 1 seed	Count/lb
Elk	102.6	1.026	442
Medium	64.2	0.642	707
Number 1	44.6	0.446	1017
Splits	45.0	0.450	1008

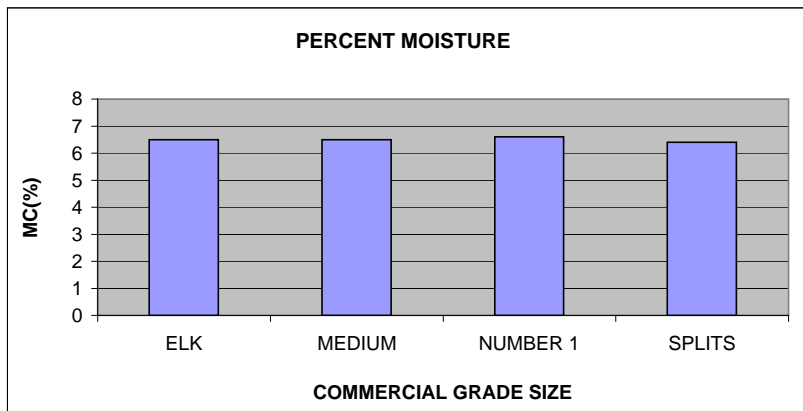
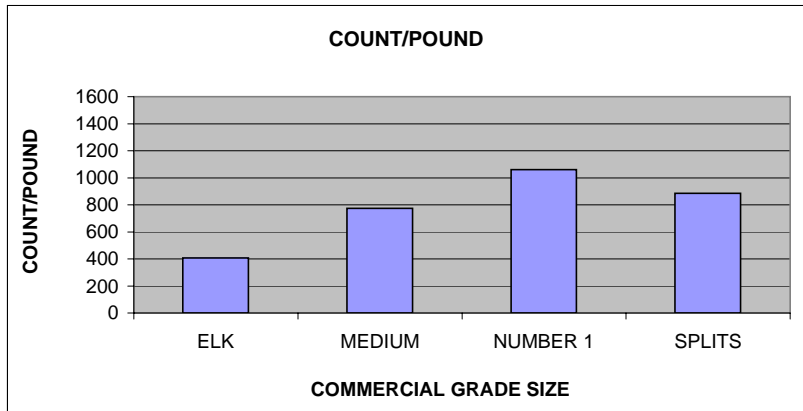
LOCATION 63 SEED MOISTURE CONTENT TABLE

VT 003194

GAC 2000 Percent Moisture & Density

	MC*	kg/hl
Elk	6.1	57.7
Medium	6.2	60.3
Number 1	N/A	N/A
Splits	6.3	56.2

* NA INDICATES THAT THERE WAS NOT ENOUGH MATERIAL FOR THE GAC 2000 TO READ



LOCATION 63 UPPT 2009 SHELLING DATA

VARIETY: FLORUNNER DATE: MAR. 9, 2010

STAGE	GRATE	WEIGHT	TIME
1st	30 initial	6280.0	119 sec.
	grams shelled / min	2293.0	
2nd	27 unshelled	1732.2	85 sec.
	grams shelled / min	841.3	
3rd	24 unshelled	540.4	62 sec.
	grams shelled / min	443.0	
4th	21 unshelled	82.6	14 sec.
	grams shelled / min	340.3	
5th	18 unshelled	3.2	7 sec.
	grams shelled / min	27.4	
6th			
Final grams unshelled		0.0	
Total grams shelled		6280.0	4.78 min.
Total grams shelled / min		1312.9	
HULLS		1227.8	

VARIETY: UF 09302 DATE: MAR. 9, 2010

GRATE	WEIGHT	TIME	
28 initial	6422.0	139 sec.	
grams shelled / min	2085.4		
25 unshelled	1590.8	94 sec.	
grams shelled / min	921.8		
22 unshelled	146.6	27 sec.	
grams shelled / min	312.4		
19 unshelled	6.0	11 sec.	
grams shelled / min	32.7		
Final grams unshelled		0.0	
Total grams shelled		6422.0	4.52 min.
Total grams shelled / min		1421.8	
HULLS		1540.8	

VARIETY: UF 08301 DATE: MAR. 9, 2010

STAGE	GRATE	WEIGHT	TIME
1st	29 initial	6423.2	136 sec.
	grams shelled / min	1765.7	
2nd	26 unshelled	2421.0	188 sec.
	grams shelled / min	567.8	
3rd	23 unshelled	641.8	107 sec.
	grams shelled / min	297.9	
4th	20 unshelled	110.6	20 sec.
	grams shelled / min	317.4	
5th	17 unshelled	4.8	8 sec.
	grams shelled / min	36.0	
6th			
Final grams unshelled		0.0	
Total grams shelled		6423.2	7.65 min.
Total grams shelled / min		839.6	
HULLS		1379.4	

VARIETY: UF 09303 DATE: MAR. 10, 2010

GRATE	WEIGHT	TIME	
29 initial	6745.8	127 sec.	
grams shelled / min	1405.7		
26 unshelled	3770.4	259 sec.	
grams shelled / min	566.2		
23 unshelled	1326.4	187 sec.	
grams shelled / min	378.7		
20 unshelled	146.2	25 sec.	
grams shelled / min	327.8		
17 unshelled	9.6	11 sec.	
grams shelled / min	52.4		
Final grams unshelled		0.0	
Total grams shelled		6745.8	10.15 min.
Total grams shelled / min		664.6	
HULLS		1472.8	

VARIETY: GA 052619 DATE: MAR. 10, 2010

STAGE	GRATE	WEIGHT	TIME
1st	28 initial	6516.0	127 sec.
	grams shelled / min	1937.7	
2nd	25 unshelled	2414.5	131 sec.
	grams shelled / min	860.4	
3rd	22 unshelled	536.0	78 sec.
	grams shelled / min	328.9	
4th	19 unshelled	108.4	26 sec.
	grams shelled / min	250.2	
5th			
6th			
Final grams unshelled		0.0	
Total grams shelled		6516.0	6.03 min.
Total grams shelled / min		1080.0	
HULLS		1447.0	

VARIETY: GA 052621 DATE: MAR. 10, 2010

GRATE	WEIGHT	TIME	
29 initial	6480.8	128 sec.	
grams shelled / min	1832.4		
26 unshelled	2571.6	180 sec.	
grams shelled / min	604.1		
23 unshelled	759.2	128 sec.	
grams shelled / min	307.9		
20 unshelled	102.4	20 sec.	
grams shelled / min	287.4		
17 unshelled	6.6	8 sec.	
grams shelled / min	49.5		
Final grams unshelled		0.0	
Total grams shelled		6480.8	7.73 min.
Total grams shelled / min		838.0	
HULLS		1381.4	

LOCATION 63 UPPT 2009 SHELLING DATA

VARIETY: GA 052675 DATE: MAR. 10, 2010

STAGE	GRATE	WEIGHT	TIME
1st	27 initial	6480.6	197 sec.
	grams shelled / min	1639.4	
2nd	24 unshelled	1098.0	119 sec.
	grams shelled / min	425.6	
3rd	21 unshelled	253.8	44 sec.
	grams shelled / min	328.6	
4th	18 unshelled	12.8	11 sec.
	grams shelled / min	69.8	
5th			
6th			
Final grams unshelled		0.0	
Total grams shelled		6480.6	6.18 min.
Total grams shelled / min		1048.1	
HULLS		1497.8	

VARIETY: P/T 09-01 DATE: MAR. 10, 2010

GRATE	WEIGHT	TIME	
28 initial	6283.8	177 sec.	
grams shelled / min	1613.7		
25 unshelled	1523.4	142 sec.	
grams shelled / min	624.4		
22 unshelled	45.6	14 sec.	
grams shelled / min	195.4		
Final grams unshelled		0.0	
Total grams shelled		6283.8	5.55 min.
Total grams shelled / min		1132.2	
HULLS		1877.8	

VARIETY: P/T 09-02 DATE: MAR. 10, 2010

STAGE	GRATE	WEIGHT	TIME
1st	29 initial	6468.0	172 sec.
	grams shelled / min	1611.2	
2nd	26 unshelled	1849.2	201 sec.
	grams shelled / min	473.4	
3rd	23 unshelled	263.4	57 sec.
	grams shelled / min	264.0	
4th	20 unshelled	12.6	14 sec.
	grams shelled / min	54.0	
5th			
6th			
Final grams unshelled		0.0	
Total grams shelled		6468.0	7.40 min.
Total grams shelled / min		874.1	
HULLS		1817.4	

VARIETY: EXP 27-1516 DATE: MAR. 10, 2010

GRATE	WEIGHT	TIME	
30 initial	6328.0	176 sec.	
grams shelled / min	1820.0		
27 unshelled	989.4	79 sec.	
grams shelled / min	566.4		
24 unshelled	243.6	48 sec.	
grams shelled / min	278.5		
21 unshelled	20.8	12 sec.	
grams shelled / min	104.0		
Final grams unshelled		0.0	
Total grams shelled		6328.0	5.25 min.
Total grams shelled / min		1205.3	
HULLS		1622.8	

VARIETY: TXL061821 DATE: MAR. 11, 2010

STAGE	GRATE	WEIGHT	TIME
1st	27 initial	6167.6	164 sec.
	grams shelled / min	2079.6	
2nd	24 unshelled	483.4	51 sec.
	grams shelled / min	509.6	
3rd	21 unshelled	50.2	21 sec.
	grams shelled / min	134.9	
4th	18 unshelled	3.0	7 sec.
	grams shelled / min	25.7	
5th			
6th			
Final grams unshelled		0.0	
Total grams shelled		6167.6	4.05 min.
Total grams shelled / min		1522.9	
HULLS		1271.4	

VARIETY: TXL061816 DATE: MAR. 11, 2010

GRATE	WEIGHT	TIME	
30 initial	6175.2	112 sec.	
grams shelled / min	2142.2		
27 unshelled	2176.4	94 sec.	
grams shelled / min	895.1		
24 unshelled	774.0	87 sec.	
grams shelled / min	425.9		
21 unshelled	156.4	33 sec.	
grams shelled / min	267.6		
18 unshelled	9.2	10 sec.	
grams shelled / min	55.2		
Final grams unshelled		0.0	
Total grams shelled		6175.2	5.60 min.
Total grams shelled / min		1102.7	
HULLS		1326.0	

LOCATION 63 UPPT 2009 SHELLING DATA

VARIETY: NC 7

DATE: MAR. 11, 2010

STAGE	GRATE		WEIGHT	TIME
1st	31	initial	6356.0	152 sec.
		grams shelled / min	2308.8	
2nd	28	unshelled	507.0	41 sec.
		grams shelled / min	448.7	
3rd	25	unshelled	200.4	33 sec.
		grams shelled / min	308.0	
4th	22	unshelled	31.0	11 sec.
		grams shelled / min	159.3	
5th	17	unshelled	1.8	5 sec.
		grams shelled / min	21.6	
6th				
Final grams unshelled			0.0	
Total grams shelled			6356.0	4.03 min.
Total grams shelled / min			1575.9	
HULLS			1615.2	

VARIETY: N05006

DATE: MAR. 11, 2010

STAGE	GRATE		WEIGHT	TIME
1st	29	initial	6410.8	201 sec.
		grams shelled / min	1794.4	
2nd	26	unshelled	399.4	85 sec.
		grams shelled / min	238.2	
3rd	23	unshelled	62.0	21 sec.
		grams shelled / min	158.3	
4th	20	unshelled	6.6	7 sec.
		grams shelled / min	56.6	
5th				
6th				
Final grams unshelled			0.0	
Total grams shelled			6410.8	5.23 min.
Total grams shelled / min			1225.0	
HULLS			1836.4	

VARIETY: N05008

DATE: MAR. 11, 2010

STAGE	GRATE		WEIGHT	TIME
1st	29	initial	6447.6	218 sec.
		grams shelled / min	1637.9	
2nd	26	unshelled	496.6	92 sec.
		grams shelled / min	285.9	
3rd	23	unshelled	58.2	18 sec.
		grams shelled / min	174.7	
4th	20	unshelled	5.8	7 sec.
		grams shelled / min	49.7	
5th				
6th				
Final grams unshelled			0.0	
Total grams shelled			6447.6	5.58 min.
Total grams shelled / min			1154.8	
HULLS			1708.6	

VARIETY: N05024J

DATE: MAR. 11, 2010

STAGE	GRATE		WEIGHT	TIME
1st	32	initial	6442.8	195 sec.
		grams shelled / min	1693.1	
2nd	29	unshelled	940.2	62 sec.
		grams shelled / min	463.7	
3rd	26	unshelled	461.0	102 sec.
		grams shelled / min	228.4	
4th	23	unshelled	72.8	18 sec.
		grams shelled / min	220.0	
5th	20	unshelled	6.8	9 sec.
		grams shelled / min	45.3	
6th				
Final grams unshelled			0.0	
Total grams shelled			6442.8	6.43 min.
Total grams shelled / min			1001.5	
HULLS			1720.0	

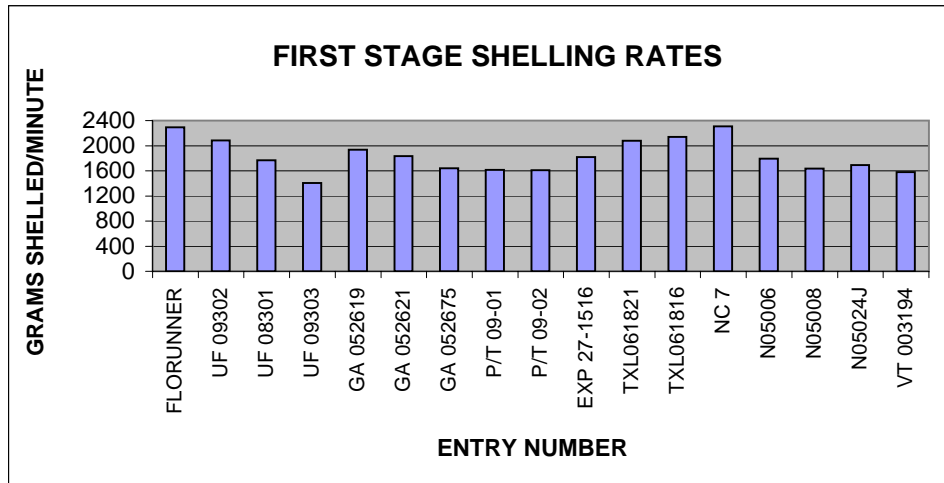
VARIETY: VT 003194

DATE: MAR. 11, 2010

STAGE	GRATE		WEIGHT	TIME
1st	29	initial	6391.0	224 sec.
		grams shelled / min	1579.1	
2nd	26	unshelled	495.8	100 sec.
		grams shelled / min	265.6	
3rd	23	unshelled	53.2	16 sec.
		grams shelled / min	183.0	
4th	20	unshelled	4.4	6 sec.
		grams shelled / min	44.0	
5th				
6th				
Final grams unshelled			0.0	
Total grams shelled			6391.0	5.77 min.
Total grams shelled / min			1108.3	
HULLS			1623.6	

LOCATION 63 UPPT 2009 FIRST STAGE SHELLING RATES

<u>ENTRY NUMBER</u>	<u>GRAMS SHELLED / MINUTE</u>
FLORUNNER	2293.0
UF 09302	2085.4
UF 08301	1765.7
UF 09303	1405.7
GA 052619	1937.7
GA 052621	1832.4
GA 052675	1639.4
P/T 09-01	1613.7
P/T 09-02	1611.2
EXP 27-1516	1820.0
TXL061821	2079.6
TXL061816	2142.2
NC 7	2308.8
N05006	1794.4
N05008	1637.9
N05024J	1693.1
VT 003194	1579.1



LOCATION 70 UPPT 2009 POD BULK DENSITY TABLE

FLORUNNER

BULK DENSITY	Kg	cm	Kg/m ³
	6.88	27.78	266.53

UF 08301

BULK DENSITY	Kg	cm	Kg/m ³
	6.77	27.13	268.72

GA 052619

BULK DENSITY	Kg	cm	Kg/m ³
	6.86	24.05	306.86

GA 052675

BULK DENSITY	Kg	cm	Kg/m ³
	6.69	30.00	240.11

P/T 09-02

BULK DENSITY	Kg	cm	Kg/m ³
	6.92	27.40	271.87

TXL061821

BULK DENSITY	Kg	cm	Kg/m ³
	6.37	29.78	230.41

NC 7

BULK DENSITY	Kg	cm	Kg/m ³
	6.83	30.00	245.16

N05008

BULK DENSITY	Kg	cm	Kg/m ³
	6.11	30.00	219.36

VT 003194

BULK DENSITY	Kg	cm	Kg/m ³
	6.86	30.00	246.14

UF 09302

BULK DENSITY	Kg	cm	Kg/m ³
	6.63	26.38	270.71

UF 09303

BULK DENSITY	Kg	cm	Kg/m ³
	6.80	26.13	280.07

GA 052621

BULK DENSITY	Kg	cm	Kg/m ³
	6.89	26.10	284.09

P/T 09-01

BULK DENSITY	Kg	cm	Kg/m ³
	5.99	25.68	251.16

EXP 27-1516

BULK DENSITY	Kg	cm	Kg/m ³
	6.83	30.00	245.19

TXL061816

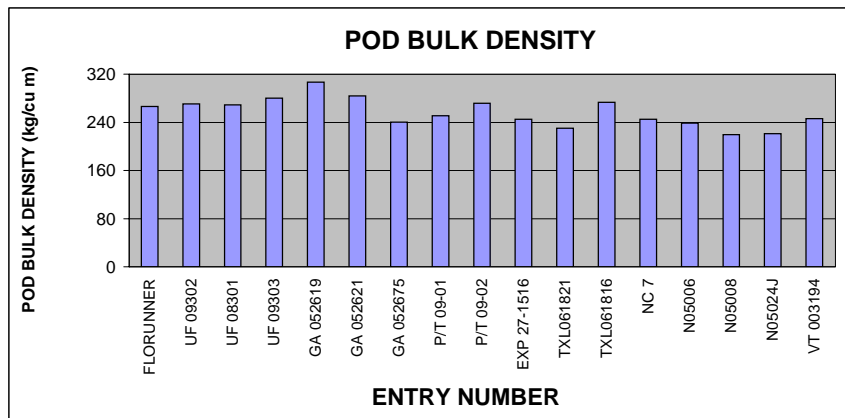
BULK DENSITY	Kg	cm	Kg/m ³
	6.54	25.78	273.07

N05006

BULK DENSITY	Kg	cm	Kg/m ³
	6.66	30.00	238.80

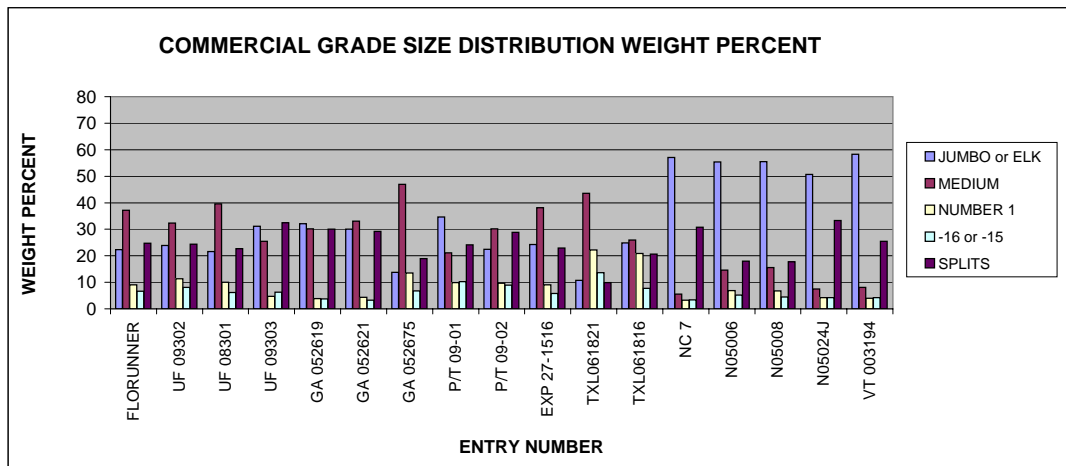
N05024J

BULK DENSITY	Kg	cm	Kg/m ³
	6.17	30.00	221.29



LOCATION 70 UPPT 2009 COMMERCIAL GRADE SIZE WEIGHT PERCENT TABLE

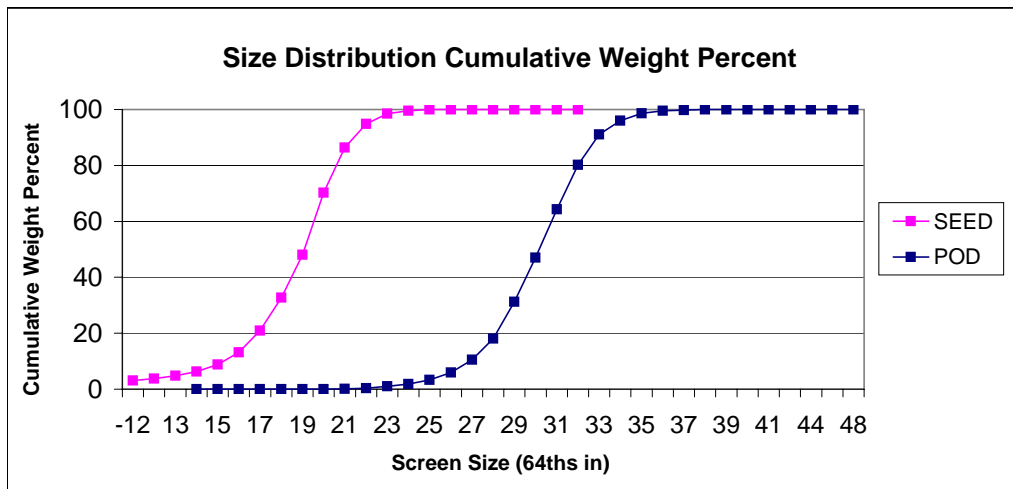
<u>FLORUNNER</u>		<u>UF 09302</u>		<u>UF 08301</u>		<u>UF 09303</u>	
JUMBO	22.38	JUMBO	23.94	JUMBO	21.56	JUMBO	31.08
MEDIUM	37.15	MEDIUM	32.31	MEDIUM	39.56	MEDIUM	25.52
NUMBER 1	9.08	NUMBER 1	11.32	NUMBER 1	9.99	NUMBER 1	4.68
-16	6.65	-16	8.05	-16	6.15	-16	6.28
SPLITS	24.74	SPLITS	24.37	SPLITS	22.74	SPLITS	32.44
<u>GA 052619</u>		<u>GA 052621</u>		<u>GA 052675</u>		<u>P/T 09-01</u>	
JUMBO	32.11	JUMBO	30.02	JUMBO	13.79	JUMBO	34.65
MEDIUM	30.20	MEDIUM	33.07	MEDIUM	46.98	MEDIUM	21.09
NUMBER 1	3.81	NUMBER 1	4.36	NUMBER 1	13.57	NUMBER 1	9.85
-16	3.79	-16	3.31	-16	6.75	-16	10.30
SPLITS	30.10	SPLITS	29.25	SPLITS	18.91	SPLITS	24.11
<u>P/T 09-02</u>		<u>EXP 27-1516</u>		<u>TXL061821</u>		<u>TXL061816</u>	
JUMBO	22.47	JUMBO	24.23	JUMBO	10.73	JUMBO	24.86
MEDIUM	30.16	MEDIUM	38.08	MEDIUM	43.51	MEDIUM	26.00
NUMBER 1	9.67	NUMBER 1	9.07	NUMBER 1	22.20	NUMBER 1	20.84
-16	8.87	-16	5.75	-16	13.64	-16	7.67
SPLITS	28.83	SPLITS	22.88	SPLITS	9.92	SPLITS	20.63
<u>NC 7</u>		<u>N05006</u>		<u>N05008</u>		<u>N05024J</u>	
ELK	57.11	ELK	55.40	ELK	55.51	ELK	50.67
MEDIUM	5.49	MEDIUM	14.56	MEDIUM	15.54	MEDIUM	7.48
NUMBER 1	3.23	NUMBER 1	6.88	NUMBER 1	6.80	NUMBER 1	4.26
- 15	3.39	- 15	5.15	- 15	4.41	- 15	4.26
SPLITS	30.77	SPLITS	18.00	SPLITS	17.74	SPLITS	33.33
<u>VT 003194</u>							
ELK	58.24						
MEDIUM	8.12						
NUMBER 1	3.96						
- 15	4.22						
SPLITS	25.46						



LOCATION 70 UPPT 2009 SIZE DISTRIBUTION CUMULATIVE WEIGHT PERCENT TABLE

FLORUNNER

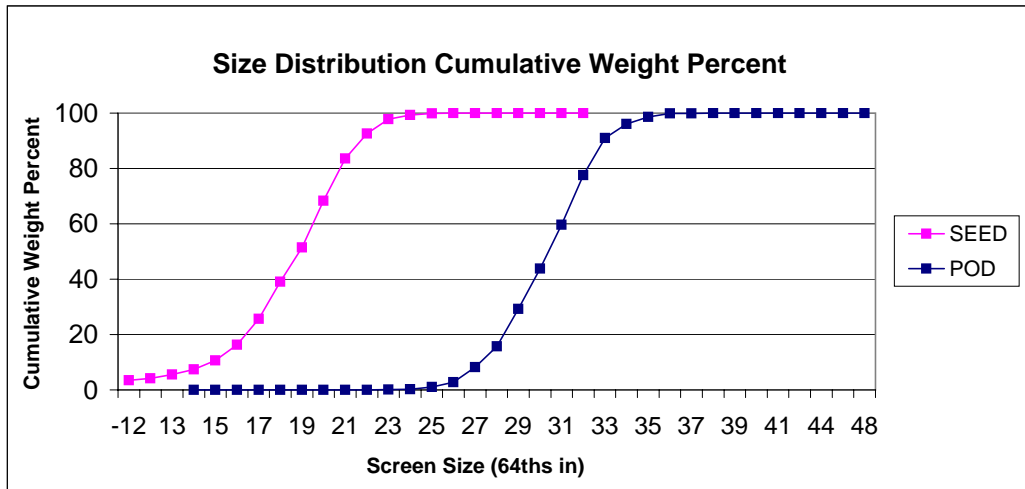
POD				SEED				
SCREEN SIZE	Weight	Wt %	Cum. Wt. %	SCREEN SIZE	Weight	Wt %	Wt % w/o SS	Cum. Wt %
				SS	1284.2	24.74	---	---
				-12 & -17R	120.4	2.32	3.08	3.08
				12	25.4	0.49	0.65	3.73
				13	44.0	0.85	1.13	4.86
14	0.0	0.00	0.00	14	57.8	1.11	1.48	6.34
15	0.0	0.00	0.00	15	97.4	1.88	2.49	8.83
16	0.0	0.00	0.00	16	170.4	3.28	4.36	13.19
17	0.0	0.00	0.00	17	301.0	5.80	7.71	20.90
18	0.0	0.00	0.00	18	460.8	8.88	11.80	32.70
19	0.0	0.00	0.00	19	597.8	11.52	15.30	48.00
20	0.0	0.00	0.00	20	869.8	16.76	22.27	70.26
21	1.6	0.10	0.10	21	628.2	12.10	16.08	86.35
22	4.4	0.27	0.37	22	333.4	6.42	8.53	94.88
23	11.0	0.67	1.04	23	141.4	2.72	3.62	98.50
24	12.2	0.75	1.79	24	42.8	0.82	1.10	99.60
25	24.8	1.52	3.30	25	13.8	0.27	0.35	99.95
26	42.4	2.59	5.89	26	2.0	0.04	0.05	100.00
27	76.0	4.65	10.54	27	0.0	0.00	0.00	100.00
28	124.2	7.59	18.13	28	0.0	0.00	0.00	100.00
29	214.8	13.13	31.26	29	0.0	0.00	0.00	100.00
30	257.8	15.76	47.02	30	0.0	0.00	0.00	100.00
31	283.0	17.30	64.32	31	0.0	0.00	0.00	100.00
32	260.4	15.92	80.24	32	0.0	0.00	0.00	100.00
33	176.8	10.81	91.05	Total	5190.6	100	100	
34	80.2	4.90	95.95	Hull wt	1669.4			
35	43.0	2.63	98.58	Wt w/o SS	3906.4			
36	16.4	1.00	99.58	Percent Hulls		24.34		
37	2.2	0.13	99.72	Percent Meats		75.66		
38	4.6	0.28	100.00			100		
39	0.0	0.00	100.00					
40	0.0	0.00	100.00					
41	0.0	0.00	100.00					
42	0.0	0.00	100.00					
44	0.0	0.00	100.00					
46	0.0	0.00	100.00					
48	0.0	0.00	100.00					
POD WT.	1635.8							



LOCATION 70 UPPT 2009 SIZE DISTRIBUTION CUMULATIVE WEIGHT PERCENT TABLE

UF 09302

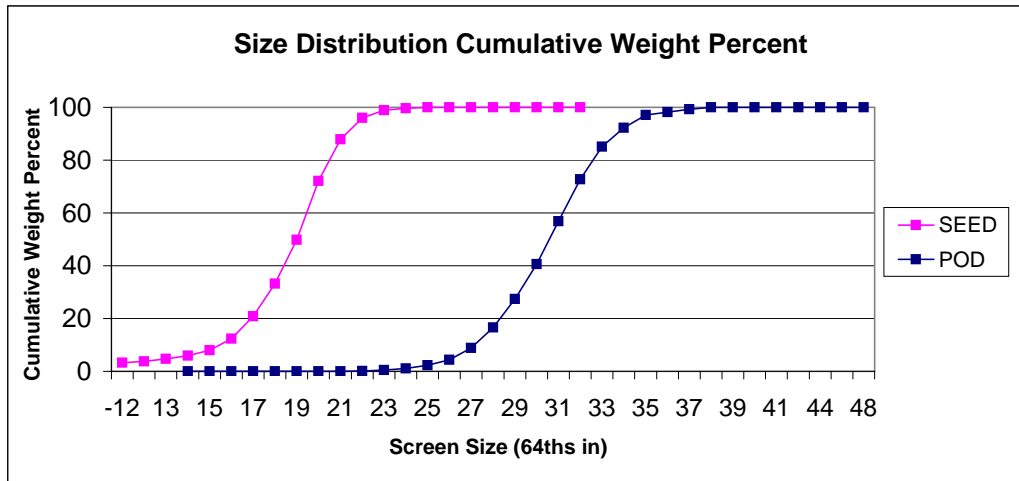
POD				SEED				
SCREEN SIZE	Weight	Wt %	Cum. Wt. %	SCREEN SIZE	Weight	Wt %	Wt % w/o SS	Cum. Wt %
				SS	1185.0	24.37	---	---
				-12 & -17R	127.4	2.62	3.46	3.46
				12	27.6	0.57	0.75	4.22
				13	50.4	1.04	1.37	5.59
14	0.0	0.00	0.00	14	68.2	1.40	1.85	7.44
15	0.0	0.00	0.00	15	118.0	2.43	3.21	10.65
16	0.0	0.00	0.00	16	209.0	4.30	5.68	16.33
17	0.0	0.00	0.00	17	341.4	7.02	9.28	25.62
18	0.0	0.00	0.00	18	495.6	10.19	13.48	39.09
19	0.0	0.00	0.00	19	453.6	9.33	12.33	51.43
20	0.0	0.00	0.00	20	622.0	12.79	16.91	68.34
21	0.0	0.00	0.00	21	562.0	11.56	15.28	83.62
22	0.0	0.00	0.00	22	328.6	6.76	8.94	92.56
23	1.2	0.07	0.07	23	191.2	3.93	5.20	97.76
24	2.0	0.12	0.19	24	58.4	1.20	1.59	99.35
25	13.8	0.81	1.00	25	20.2	0.42	0.55	99.90
26	30.8	1.82	2.82	26	2.8	0.06	0.08	99.97
27	92.0	5.43	8.25	27	1.0	0.02	0.03	100.00
28	125.6	7.42	15.67	28	0.0	0.00	0.00	100.00
29	229.8	13.57	29.24	29	0.0	0.00	0.00	100.00
30	246.2	14.54	43.77	30	0.0	0.00	0.00	100.00
31	269.6	15.92	59.69	31	0.0	0.00	0.00	100.00
32	302.4	17.85	77.54	32	0.0	0.00	0.00	100.00
33	227.2	13.41	90.96	Total	4862.4	100	100	
34	87.4	5.16	96.12	Hull wt	1744.6			
35	42.2	2.49	98.61	Wt w/o SS	3677.4			
36	22.2	1.31	99.92	Percent Hulls		26.41		
37	0.0	0.00	99.92	Percent Meats		73.59		
38	1.4	0.08	100.00			100		
39	0.0	0.00	100.00					
40	0.0	0.00	100.00					
41	0.0	0.00	100.00					
42	0.0	0.00	100.00					
44	0.0	0.00	100.00					
46	0.0	0.00	100.00					
48	0.0	0.00	100.00					
POD WT.	1693.8							



LOCATION 70 UPPT 2009 SIZE DISTRIBUTION CUMULATIVE WEIGHT PERCENT TABLE

UF 08301

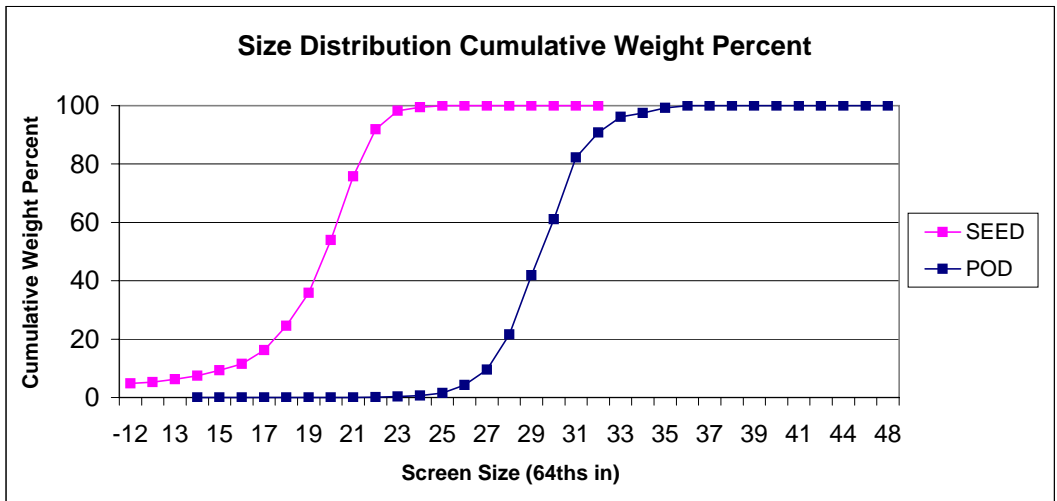
POD				SEED				
SCREEN SIZE	Weight	Wt %	Cum. Wt. %	SCREEN SIZE	Weight	Wt %	Wt % w/o SS	Cum. Wt %
				SS	1142.2	22.74	---	---
				-12 & -17R	129.0	2.57	3.32	3.32
				12	19.0	0.38	0.49	3.81
				13	37.0	0.74	0.95	4.77
14	0.0	0.00	0.00	14	45.6	0.91	1.17	5.94
15	0.0	0.00	0.00	15	78.4	1.56	2.02	7.96
16	0.0	0.00	0.00	16	173.2	3.45	4.46	12.42
17	0.0	0.00	0.00	17	328.6	6.54	8.47	20.89
18	0.0	0.00	0.00	18	479.2	9.54	12.35	33.24
19	0.0	0.00	0.00	19	645.0	12.84	16.62	49.85
20	0.0	0.00	0.00	20	863.2	17.18	22.24	72.09
21	0.0	0.00	0.00	21	615.0	12.24	15.84	87.94
22	2.0	0.12	0.12	22	311.8	6.21	8.03	95.97
23	5.0	0.31	0.43	23	115.4	2.30	2.97	98.94
24	11.8	0.72	1.15	24	28.6	0.57	0.74	99.68
25	19.8	1.21	2.36	25	11.2	0.22	0.29	99.97
26	32.2	1.97	4.33	26	1.2	0.02	0.03	100.00
27	74.0	4.52	8.85	27	0.0	0.00	0.00	100.00
28	126.8	7.75	16.60	28	0.0	0.00	0.00	100.00
29	176.6	10.79	27.39	29	0.0	0.00	0.00	100.00
30	217.0	13.26	40.65	30	0.0	0.00	0.00	100.00
31	265.2	16.21	56.86	31	0.0	0.00	0.00	100.00
32	259.2	15.84	72.70	32	0.0	0.00	0.00	100.00
33	202.4	12.37	85.06	Total	5023.6	100	100	
34	117.0	7.15	92.21	Hull wt	1725.6			
35	79.8	4.88	97.09	Wt w/o SS	3881.4			
36	18.6	1.14	98.23	Percent Hulls		25.57		
37	18.0	1.10	99.33	Percent Meats		74.43		
38	11.0	0.67	100.00			100		
39	0.0	0.00	100.00					
40	0.0	0.00	100.00					
41	0.0	0.00	100.00					
42	0.0	0.00	100.00					
44	0.0	0.00	100.00					
46	0.0	0.00	100.00					
48	0.0	0.00	100.00					
POD WT.	1636.4							



LOCATION 70 UPPT 2009 SIZE DISTRIBUTION CUMULATIVE WEIGHT PERCENT TABLE

UF 09303

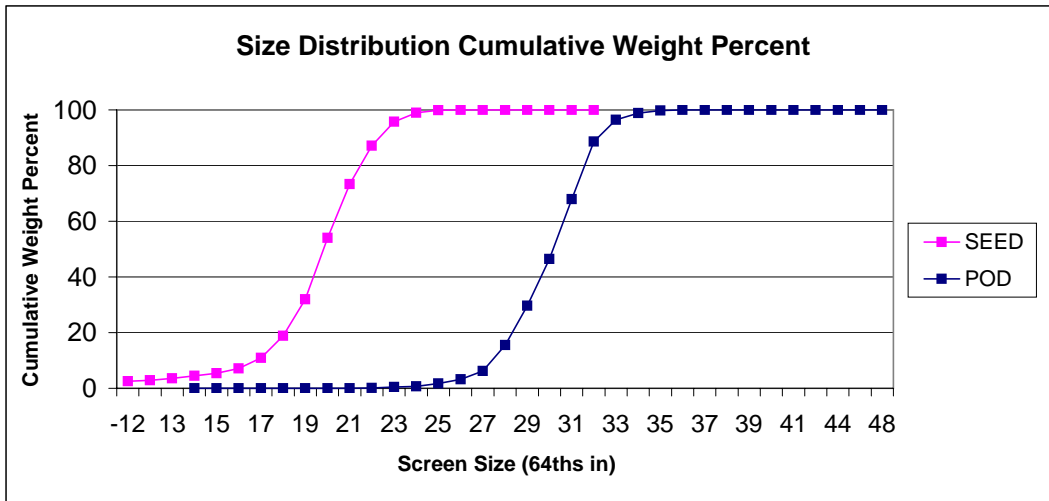
POD				SEED				
SCREEN SIZE	Weight	Wt %	Cum. Wt. %	SCREEN SIZE	Weight	Wt %	Wt % w/o SS	Cum. Wt %
				SS	1648.4	32.44	---	---
				-12 & -17R	164.4	3.24	4.79	4.79
				12	16.8	0.33	0.49	5.28
				13	32.0	0.63	0.93	6.21
14	0.0	0.00	0.00	14	44.0	0.87	1.28	7.49
15	0.0	0.00	0.00	15	62.0	1.22	1.81	9.30
16	0.0	0.00	0.00	16	75.0	1.48	2.18	11.48
17	0.0	0.00	0.00	17	162.8	3.20	4.74	16.22
18	0.0	0.00	0.00	18	287.0	5.65	8.36	24.58
19	0.0	0.00	0.00	19	386.4	7.60	11.25	35.84
20	0.0	0.00	0.00	20	623.4	12.27	18.16	54.00
21	0.0	0.00	0.00	21	748.2	14.72	21.79	75.79
22	1.2	0.07	0.07	22	553.2	10.89	16.11	91.90
23	5.0	0.31	0.38	23	219.0	4.31	6.38	98.28
24	4.6	0.28	0.66	24	40.0	0.79	1.17	99.45
25	14.4	0.88	1.55	25	18.4	0.36	0.54	99.98
26	44.2	2.72	4.26	26	0.0	0.00	0.00	99.98
27	86.6	5.32	9.59	27	0.6	0.01	0.02	100.00
28	194.8	11.97	21.56	28	0.0	0.00	0.00	100.00
29	330.4	20.30	41.86	29	0.0	0.00	0.00	100.00
30	313.2	19.25	61.10	30	0.0	0.00	0.00	100.00
31	343.6	21.11	82.22	31	0.0	0.00	0.00	100.00
32	139.4	8.57	90.78	32	0.0	0.00	0.00	100.00
33	87.2	5.36	96.14	Total	5081.6	100	100	
34	22.4	1.38	97.52	Hull wt	1681.6			
35	28.0	1.72	99.24	Wt w/o SS	3433.2			
36	12.4	0.76	100.00	Percent Hulls		24.86		
37	0.0	0.00	100.00	Percent Meats		75.14		
38	0.0	0.00	100.00			100		
39	0.0	0.00	100.00					
40	0.0	0.00	100.00					
41	0.0	0.00	100.00					
42	0.0	0.00	100.00					
44	0.0	0.00	100.00					
46	0.0	0.00	100.00					
48	0.0	0.00	100.00					
POD WT.	1627.4							



LOCATION 70 UPPT 2009 SIZE DISTRIBUTION CUMULATIVE WEIGHT PERCENT TABLE

GA 052619

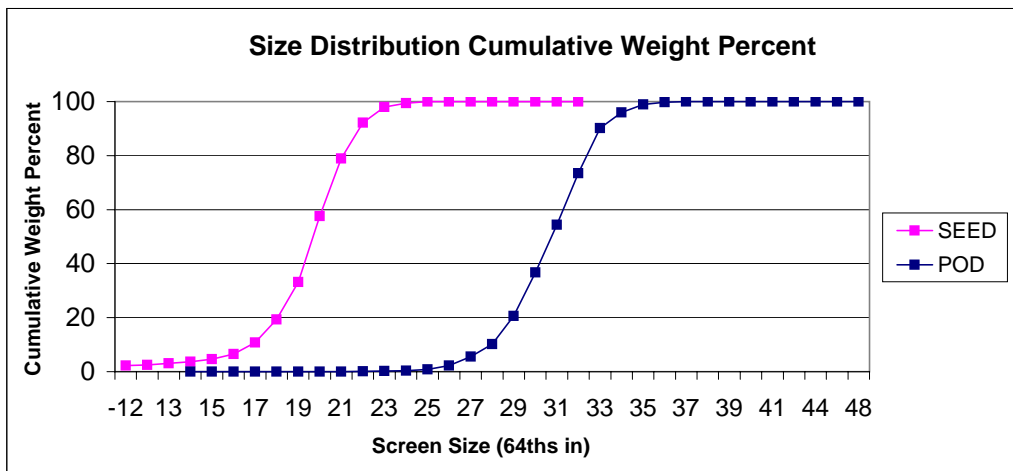
POD				SEED				
SCREEN SIZE	Weight	Wt %	Cum. Wt. %	SCREEN SIZE	Weight	Wt %	Wt % w/o SS	Cum. Wt %
				SS	1549.4	30.10	---	---
				-12 & -17R	89.0	1.73	2.47	2.47
				12	16.0	0.31	0.44	2.92
				13	24.4	0.47	0.68	3.60
14	0.0	0.00	0.00	14	30.4	0.59	0.84	4.44
15	0.0	0.00	0.00	15	35.2	0.68	0.98	5.42
16	0.0	0.00	0.00	16	61.6	1.20	1.71	7.13
17	0.0	0.00	0.00	17	134.4	2.61	3.73	10.87
18	0.0	0.00	0.00	18	286.0	5.56	7.95	18.81
19	0.0	0.00	0.00	19	471.2	9.15	13.09	31.91
20	0.0	0.00	0.00	20	797.4	15.49	22.16	54.07
21	0.0	0.00	0.00	21	692.8	13.46	19.25	73.32
22	1.4	0.08	0.08	22	497.0	9.65	13.81	87.13
23	6.2	0.37	0.45	23	308.8	6.00	8.58	95.71
24	3.6	0.21	0.66	24	118.4	2.30	3.29	99.00
25	17.2	1.02	1.68	25	32.0	0.62	0.89	99.89
26	26.0	1.54	3.22	26	4.0	0.08	0.11	100.00
27	50.0	2.96	6.18	27	0.0	0.00	0.00	100.00
28	157.6	9.33	15.51	28	0.0	0.00	0.00	100.00
29	238.6	14.13	29.64	29	0.0	0.00	0.00	100.00
30	282.8	16.74	46.38	30	0.0	0.00	0.00	100.00
31	363.6	21.53	67.91	31	0.0	0.00	0.00	100.00
32	349.0	20.66	88.57	32	0.0	0.00	0.00	100.00
33	132.0	7.82	96.39	Total	5148.0	100	100	
34	41.6	2.46	98.85	Hull wt	1685.6			
35	15.2	0.90	99.75	Wt w/o SS	3598.6			
36	4.2	0.25	100.00	Percent Hulls		24.67		
37	0.0	0.00	100.00	Percent Meats		75.33		
38	0.0	0.00	100.00			100		
39	0.0	0.00	100.00					
40	0.0	0.00	100.00					
41	0.0	0.00	100.00					
42	0.0	0.00	100.00					
44	0.0	0.00	100.00					
46	0.0	0.00	100.00					
48	0.0	0.00	100.00					
POD WT.	1689.0							



LOCATION 70 UPPT 2009 SIZE DISTRIBUTION CUMULATIVE WEIGHT PERCENT TABLE

GA 052621

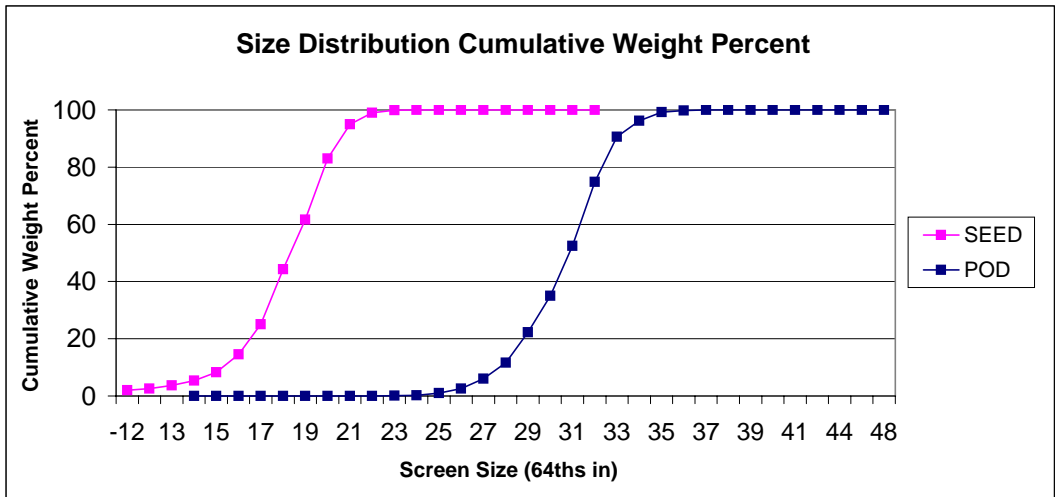
POD				SEED				
SCREEN SIZE	Weight	Wt %	Cum. Wt. %	SCREEN SIZE	Weight	Wt %	Wt % w/o SS	Cum. Wt %
				SS	1538.6	29.25	---	---
				-12 & -17R	84.4	1.60	2.27	2.27
				12	10.0	0.19	0.27	2.54
				13	21.0	0.40	0.56	3.10
14	0.0	0.00	0.00	14	21.6	0.41	0.58	3.68
15	0.0	0.00	0.00	15	37.0	0.70	0.99	4.67
16	0.0	0.00	0.00	16	66.8	1.27	1.79	6.47
17	0.0	0.00	0.00	17	162.4	3.09	4.36	10.83
18	0.0	0.00	0.00	18	315.8	6.00	8.48	19.32
19	0.0	0.00	0.00	19	516.6	9.82	13.88	33.20
20	0.0	0.00	0.00	20	907.4	17.25	24.38	57.58
21	0.0	0.00	0.00	21	794.4	15.10	21.34	78.92
22	1.2	0.07	0.07	22	491.8	9.35	13.21	92.13
23	2.0	0.12	0.19	23	217.8	4.14	5.85	97.98
24	2.6	0.15	0.34	24	53.2	1.01	1.43	99.41
25	8.8	0.51	0.85	25	20.2	0.38	0.54	99.96
26	23.4	1.37	2.22	26	1.6	0.03	0.04	100.00
27	58.0	3.39	5.61	27	0.0	0.00	0.00	100.00
28	78.4	4.58	10.19	28	0.0	0.00	0.00	100.00
29	177.4	10.37	20.56	29	0.0	0.00	0.00	100.00
30	275.8	16.12	36.68	30	0.0	0.00	0.00	100.00
31	301.8	17.64	54.33	31	0.0	0.00	0.00	100.00
32	327.4	19.14	73.46	32	0.0	0.00	0.00	100.00
33	285.6	16.69	90.16	Total	5260.6	100	100	
34	99.0	5.79	95.94	Hull wt	1575.0			
35	50.4	2.95	98.89	Wt w/o SS	3722.0			
36	15.8	0.92	99.81	Percent Hulls		23.04		
37	3.2	0.19	100.00	Percent Meats		76.96		
38	0.0	0.00	100.00			100		
39	0.0	0.00	100.00					
40	0.0	0.00	100.00					
41	0.0	0.00	100.00					
42	0.0	0.00	100.00					
44	0.0	0.00	100.00					
46	0.0	0.00	100.00					
48	0.0	0.00	100.00					
POD WT.	1710.8							



LOCATION 70 UPPT 2009 SIZE DISTRIBUTION CUMULATIVE WEIGHT PERCENT TABLE

GA 052675

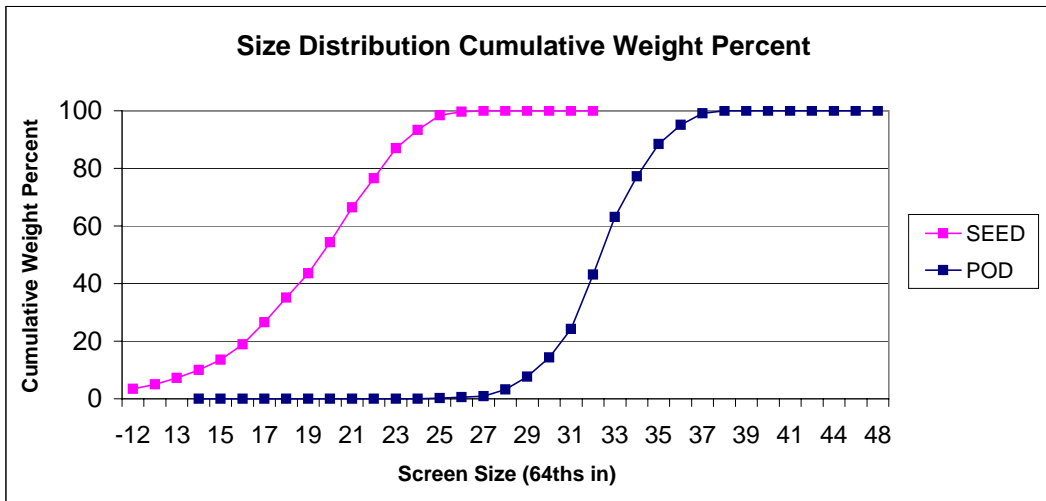
POD				SEED				
SCREEN SIZE	Weight	Wt %	Cum. Wt. %	SCREEN SIZE	Weight	Wt %	Wt % w/o SS	Cum. Wt %
				SS	897.0	18.91	---	---
				-12 & -17R	77.2	1.63	2.01	2.01
				12	20.4	0.43	0.53	2.54
				13	45.0	0.95	1.17	3.71
14	0.0	0.00	0.00	14	64.4	1.36	1.67	5.38
15	0.0	0.00	0.00	15	113.0	2.38	2.94	8.32
16	0.0	0.00	0.00	16	238.4	5.03	6.20	14.52
17	0.0	0.00	0.00	17	405.0	8.54	10.53	25.05
18	0.0	0.00	0.00	18	742.0	15.64	19.29	44.34
19	0.0	0.00	0.00	19	665.8	14.04	17.31	61.66
20	0.0	0.00	0.00	20	820.6	17.30	21.34	82.99
21	0.0	0.00	0.00	21	458.6	9.67	11.92	94.92
22	0.6	0.04	0.04	22	158.4	3.34	4.12	99.04
23	0.8	0.05	0.08	23	34.0	0.72	0.88	99.92
24	2.8	0.17	0.25	24	3.0	0.06	0.08	100.00
25	12.2	0.74	0.99	25	0.0	0.00	0.00	100.00
26	26.0	1.57	2.57	26	0.0	0.00	0.00	100.00
27	56.6	3.42	5.99	27	0.0	0.00	0.00	100.00
28	93.6	5.66	11.65	28	0.0	0.00	0.00	100.00
29	176.0	10.65	22.30	29	0.0	0.00	0.00	100.00
30	209.2	12.66	34.96	30	0.0	0.00	0.00	100.00
31	288.4	17.45	52.41	31	0.0	0.00	0.00	100.00
32	371.2	22.46	74.87	32	0.0	0.00	0.00	100.00
33	260.4	15.76	90.62	Total	4742.8	100	100	
34	92.6	5.60	96.22	Hull wt	1945.6			
35	48.8	2.95	99.18	Wt w/o SS	3845.8			
36	9.6	0.58	99.76	Percent Hulls		29.09		
37	4.0	0.24	100.00	Percent Meats		70.91		
38	0.0	0.00	100.00			100		
39	0.0	0.00	100.00					
40	0.0	0.00	100.00					
41	0.0	0.00	100.00					
42	0.0	0.00	100.00					
44	0.0	0.00	100.00					
46	0.0	0.00	100.00					
48	0.0	0.00	100.00					
POD WT.	1652.8							



LOCATION 70 UPPT 2009 SIZE DISTRIBUTION CUMULATIVE WEIGHT PERCENT TABLE

P/T 09-01

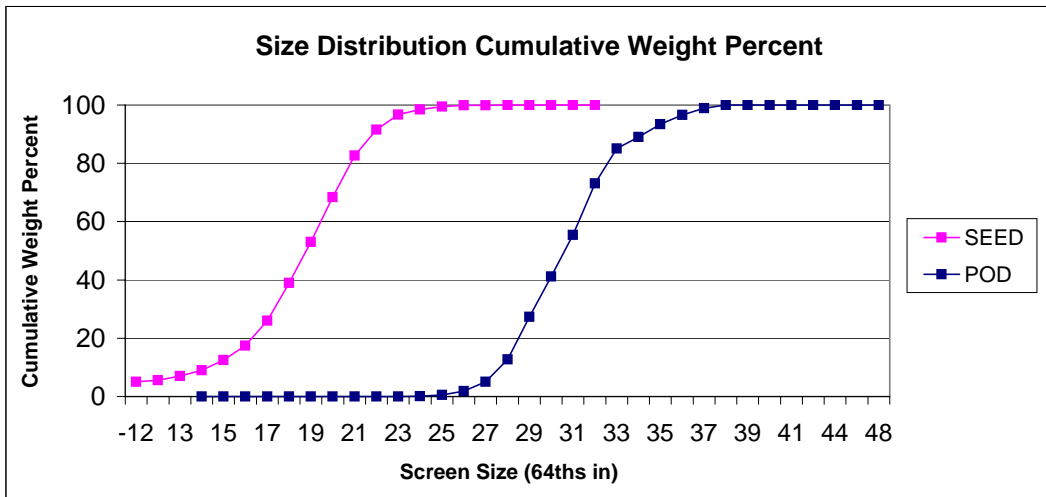
POD				SEED				
SCREEN SIZE	Weight	Wt %	Cum. Wt. %	SCREEN SIZE	Weight	Wt %	Wt % w/o SS	Cum. Wt %
				SS	979.8	24.11	---	---
				-12 & -17R	107.8	2.65	3.50	3.50
				12	45.4	1.12	1.47	4.97
				13	67.8	1.67	2.20	7.17
14	0.0	0.00	0.00	14	88.2	2.17	2.86	10.03
15	0.0	0.00	0.00	15	109.2	2.69	3.54	13.57
16	0.0	0.00	0.00	16	163.0	4.01	5.29	18.85
17	0.0	0.00	0.00	17	237.2	5.84	7.69	26.55
18	0.0	0.00	0.00	18	263.0	6.47	8.53	35.08
19	0.0	0.00	0.00	19	259.8	6.39	8.43	43.50
20	0.0	0.00	0.00	20	334.2	8.22	10.84	54.34
21	0.0	0.00	0.00	21	371.8	9.15	12.06	66.40
22	0.0	0.00	0.00	22	313.6	7.72	10.17	76.57
23	0.0	0.00	0.00	23	320.4	7.89	10.39	86.96
24	0.0	0.00	0.00	24	195.6	4.81	6.34	93.30
25	3.2	0.20	0.20	25	159.4	3.92	5.17	98.47
26	5.0	0.31	0.51	26	37.6	0.93	1.22	99.69
27	6.8	0.42	0.93	27	8.8	0.22	0.29	99.97
28	37.8	2.34	3.27	28	0.8	0.02	0.03	100.00
29	71.4	4.43	7.70	29	0.0	0.00	0.00	100.00
30	107.0	6.64	14.34	30	0.0	0.00	0.00	100.00
31	159.6	9.90	24.24	31	0.0	0.00	0.00	100.00
32	304.4	18.88	43.12	32	0.0	0.00	0.00	100.00
33	322.8	20.02	63.14	Total	4063.4	100	100	
34	226.6	14.05	77.19	Hull wt	1901.8			
35	181.2	11.24	88.43	Wt w/o SS	3083.6			
36	108.4	6.72	95.15	Percent Hulls		31.88		
37	63.6	3.94	99.09	Percent Meats		68.12		
38	14.6	0.91	100.00			100		
39	0.0	0.00	100.00					
40	0.0	0.00	100.00					
41	0.0	0.00	100.00					
42	0.0	0.00	100.00					
44	0.0	0.00	100.00					
46	0.0	0.00	100.00					
48	0.0	0.00	100.00					
POD WT.	1612.4							



LOCATION 70 UPPT 2009 SIZE DISTRIBUTION CUMULATIVE WEIGHT PERCENT TABLE

P/T 09-02

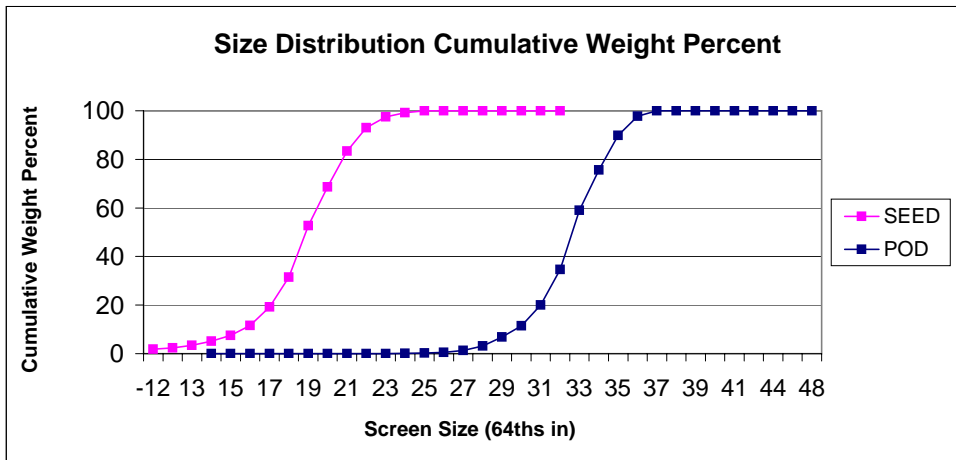
POD				SEED				
SCREEN SIZE	Weight	Wt %	Cum. Wt. %	SCREEN SIZE	Weight	Wt %	Wt % w/o SS	Cum. Wt %
				SS	1415.0	28.83	---	---
				-12 & -17R	174.6	3.56	5.00	5.00
				12	22.8	0.46	0.65	5.65
				13	49.0	1.00	1.40	7.05
14	0.0	0.00	0.00	14	66.2	1.35	1.90	8.95
15	0.0	0.00	0.00	15	123.0	2.51	3.52	12.47
16	0.0	0.00	0.00	16	172.6	3.52	4.94	17.41
17	0.0	0.00	0.00	17	301.8	6.15	8.64	26.05
18	0.0	0.00	0.00	18	451.6	9.20	12.93	38.98
19	0.0	0.00	0.00	19	491.8	10.02	14.08	53.05
20	0.0	0.00	0.00	20	537.0	10.94	15.37	68.43
21	0.0	0.00	0.00	21	498.6	10.16	14.27	82.70
22	0.0	0.00	0.00	22	308.2	6.28	8.82	91.52
23	0.0	0.00	0.00	23	182.2	3.71	5.22	96.74
24	2.6	0.16	0.16	24	60.0	1.22	1.72	98.45
25	6.6	0.40	0.56	25	34.4	0.70	0.98	99.44
26	21.0	1.27	1.83	26	14.2	0.29	0.41	99.85
27	53.2	3.22	5.05	27	2.0	0.04	0.06	99.90
28	127.4	7.72	12.77	28	3.4	0.07	0.10	100.00
29	241.0	14.60	27.37	29	0.0	0.00	0.00	100.00
30	228.0	13.81	41.18	30	0.0	0.00	0.00	100.00
31	235.0	14.23	55.41	31	0.0	0.00	0.00	100.00
32	291.4	17.65	73.06	32	0.0	0.00	0.00	100.00
33	197.8	11.98	85.04	Total	4908.4	100	100	
34	66.2	4.01	89.05	Hull wt	1985.2			
35	71.2	4.31	93.36	Wt w/o SS	3493.4			
36	52.8	3.20	96.56	Percent Hulls		28.80		
37	39.4	2.39	98.95	Percent Meats		71.20		
38	17.4	1.05	100.00			100		
39	0.0	0.00	100.00					
40	0.0	0.00	100.00					
41	0.0	0.00	100.00					
42	0.0	0.00	100.00					
44	0.0	0.00	100.00					
46	0.0	0.00	100.00					
48	0.0	0.00	100.00					
POD WT.	1651.0							



LOCATION 70 UPPT 2009 SIZE DISTRIBUTION CUMULATIVE WEIGHT PERCENT TABLE

EXP 27-1516

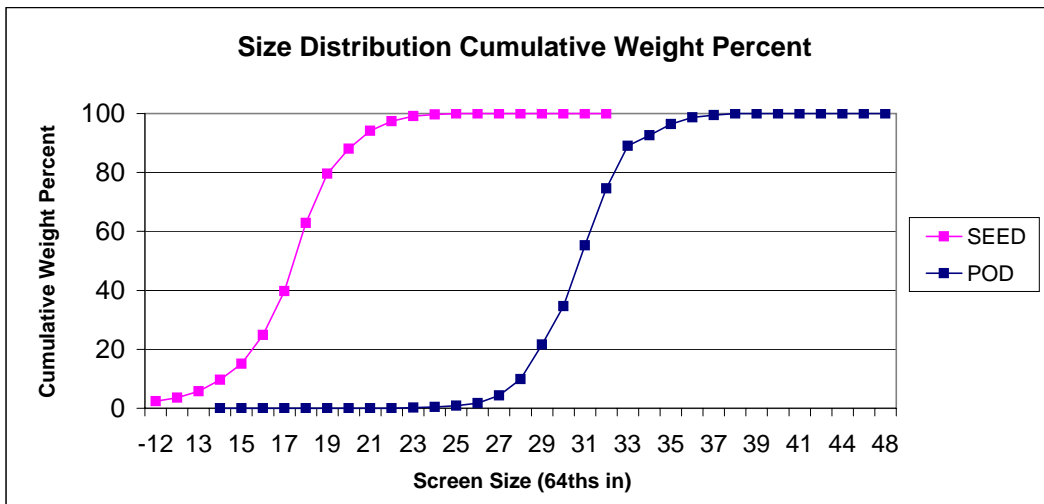
POD				SEED				
SCREEN SIZE	Weight	Wt %	Cum. Wt. %	SCREEN SIZE	Weight	Wt %	Wt % w/o SS	Cum. Wt %
				SS	1133.4	22.88	---	---
				-12 & -17R	69.8	1.41	1.83	1.83
				12	19.0	0.38	0.50	2.32
				13	40.8	0.82	1.07	3.39
14	0.0	0.00	0.00	14	65.2	1.32	1.71	5.10
15	0.0	0.00	0.00	15	90.0	1.82	2.36	7.45
16	0.0	0.00	0.00	16	156.8	3.17	4.10	11.56
17	0.0	0.00	0.00	17	292.4	5.90	7.65	19.21
18	0.0	0.00	0.00	18	467.6	9.44	12.24	31.45
19	0.0	0.00	0.00	19	814.0	16.43	21.31	52.76
20	0.0	0.00	0.00	20	604.6	12.20	15.83	68.58
21	0.0	0.00	0.00	21	566.0	11.43	14.82	83.40
22	0.0	0.00	0.00	22	366.6	7.40	9.60	93.00
23	0.0	0.00	0.00	23	170.0	3.43	4.45	97.45
24	1.4	0.08	0.08	24	68.2	1.38	1.79	99.23
25	2.6	0.15	0.24	25	28.6	0.58	0.75	99.98
26	4.6	0.27	0.51	26	0.8	0.02	0.02	100.00
27	12.8	0.76	1.26	27	0.0	0.00	0.00	100.00
28	31.8	1.88	3.14	28	0.0	0.00	0.00	100.00
29	62.2	3.67	6.81	29	0.0	0.00	0.00	100.00
30	77.8	4.59	11.41	30	0.0	0.00	0.00	100.00
31	146.2	8.63	20.04	31	0.0	0.00	0.00	100.00
32	246.8	14.57	34.61	32	0.0	0.00	0.00	100.00
33	414.4	24.47	59.07	Total	4953.8	100	100	
34	280.4	16.55	75.63	Hull wt	1857.4			
35	241.8	14.28	89.90	Wt w/o SS	3820.4			
36	134.0	7.91	97.82	Percent Hulls		27.27		
37	37.0	2.18	100.00	Percent Meats		72.73		
38	0.0	0.00	100.00			100		
39	0.0	0.00	100.00					
40	0.0	0.00	100.00					
41	0.0	0.00	100.00					
42	0.0	0.00	100.00					
44	0.0	0.00	100.00					
46	0.0	0.00	100.00					
48	0.0	0.00	100.00					
POD WT. 1693.8								



LOCATION 70 UPPT 2009 SIZE DISTRIBUTION CUMULATIVE WEIGHT PERCENT TABLE

TXL061821

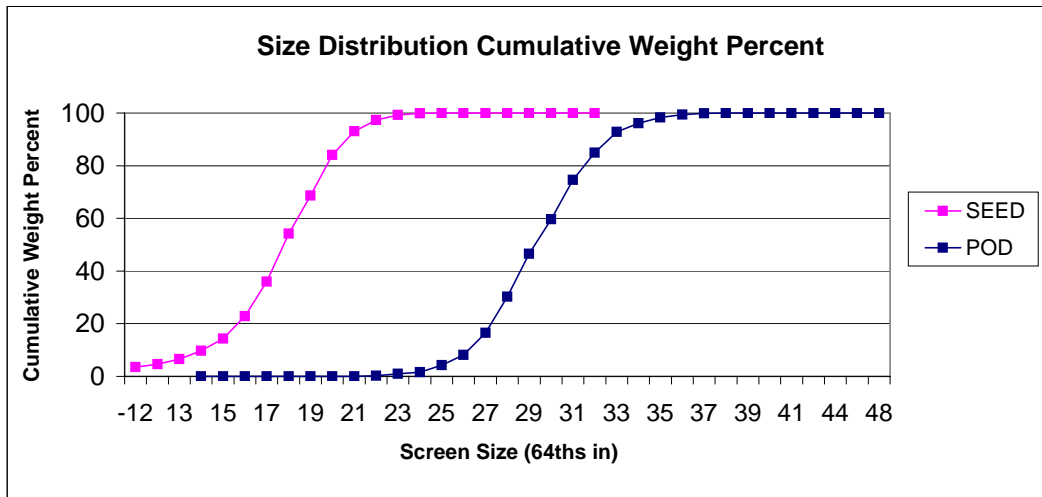
POD				SEED				
SCREEN SIZE	Weight	Wt %	Cum. Wt. %	SCREEN SIZE	Weight	Wt %	Wt % w/o SS	Cum. Wt %
				SS	433.8	9.92	---	---
				-12 & -17R	95.0	2.17	2.41	2.41
				12	46.2	1.06	1.17	3.58
				13	87.2	1.99	2.21	5.80
14	0.0	0.00	0.00	14	150.6	3.44	3.82	9.62
15	0.0	0.00	0.00	15	217.8	4.98	5.53	15.14
16	0.0	0.00	0.00	16	385.2	8.80	9.77	24.92
17	0.0	0.00	0.00	17	586.2	13.40	14.87	39.79
18	0.0	0.00	0.00	18	908.2	20.76	23.04	62.83
19	0.0	0.00	0.00	19	661.6	15.12	16.79	79.62
20	0.0	0.00	0.00	20	333.6	7.63	8.46	88.08
21	0.0	0.00	0.00	21	238.8	5.46	6.06	94.14
22	0.0	0.00	0.00	22	127.8	2.92	3.24	97.39
23	3.4	0.21	0.21	23	69.4	1.59	1.76	99.15
24	2.8	0.17	0.38	24	21.8	0.50	0.55	99.70
25	8.4	0.52	0.90	25	11.8	0.27	0.30	100.00
26	13.2	0.81	1.71	26	0.0	0.00	0.00	100.00
27	42.4	2.60	4.31	27	0.0	0.00	0.00	100.00
28	90.6	5.56	9.87	28	0.0	0.00	0.00	100.00
29	190.8	11.72	21.59	29	0.0	0.00	0.00	100.00
30	211.6	12.99	34.59	30	0.0	0.00	0.00	100.00
31	337.2	20.71	55.29	31	0.0	0.00	0.00	100.00
32	314.2	19.30	74.59	32	0.0	0.00	0.00	100.00
33	235.8	14.48	89.07	Total	4375.0	100	100	
34	58.0	3.56	92.63	Hull wt	1962.4			
35	61.4	3.77	96.40	Wt w/o SS	3941.2			
36	36.8	2.26	98.66	Percent Hulls		30.97		
37	13.8	0.85	99.51	Percent Meats		69.03		
38	8.0	0.49	100.00			100		
39	0.0	0.00	100.00					
40	0.0	0.00	100.00					
41	0.0	0.00	100.00					
42	0.0	0.00	100.00					
44	0.0	0.00	100.00					
46	0.0	0.00	100.00					
48	0.0	0.00	100.00					
POD WT.	1628.4							



LOCATION 70 UPPT 2009 SIZE DISTRIBUTION CUMULATIVE WEIGHT PERCENT TABLE

TXL061816

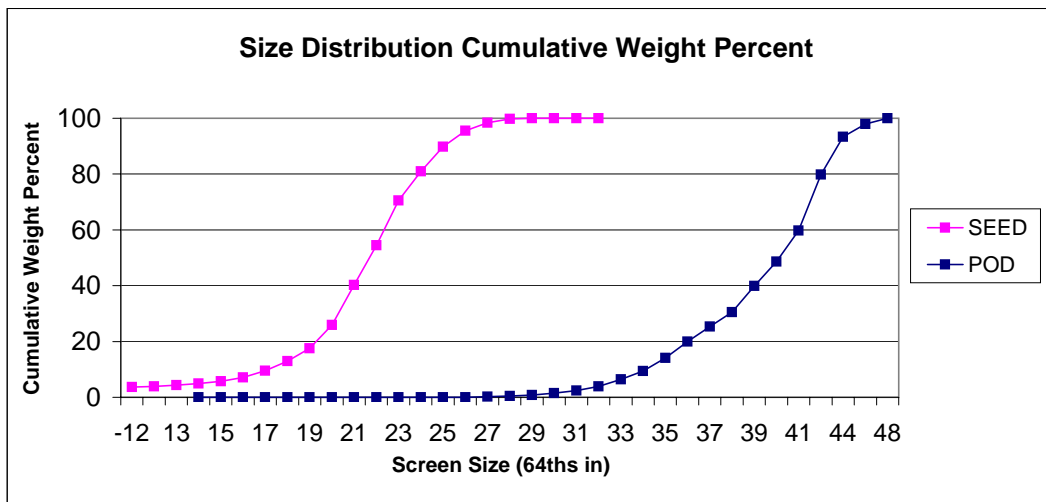
POD				SEED				
SCREEN SIZE	Weight	Wt %	Cum. Wt. %	SCREEN SIZE	Weight	Wt %	Wt % w/o SS	Cum. Wt %
				SS	966.4	20.63	---	---
				-12 & -17R	130.2	2.78	3.50	3.50
				12	42.6	0.91	1.15	4.65
				13	71.0	1.52	1.91	6.56
14	0.0	0.00	0.00	14	115.4	2.46	3.10	9.66
15	0.0	0.00	0.00	15	172.6	3.69	4.64	14.31
16	0.0	0.00	0.00	16	315.2	6.73	8.48	22.78
17	0.0	0.00	0.00	17	488.2	10.42	13.13	35.92
18	0.0	0.00	0.00	18	678.8	14.49	18.26	54.18
19	0.0	0.00	0.00	19	539.0	11.51	14.50	68.68
20	0.0	0.00	0.00	20	572.4	12.22	15.40	84.07
21	0.0	0.00	0.00	21	335.0	7.15	9.01	93.09
22	3.8	0.24	0.24	22	158.8	3.39	4.27	97.36
23	11.0	0.69	0.93	23	70.0	1.49	1.88	99.24
24	9.6	0.60	1.53	24	21.6	0.46	0.58	99.82
25	42.6	2.67	4.20	25	4.8	0.10	0.13	99.95
26	62.8	3.93	8.13	26	1.8	0.04	0.05	100.00
27	133.8	8.38	16.51	27	0.0	0.00	0.00	100.00
28	219.4	13.74	30.25	28	0.0	0.00	0.00	100.00
29	260.0	16.28	46.54	29	0.0	0.00	0.00	100.00
30	210.4	13.18	59.71	30	0.0	0.00	0.00	100.00
31	238.0	14.91	74.62	31	0.0	0.00	0.00	100.00
32	164.4	10.30	84.92	32	0.0	0.00	0.00	100.00
33	126.4	7.92	92.83	Total	4683.8	100	100	
34	53.2	3.33	96.17	Hull wt	1831.8			
35	34.0	2.13	98.30	Wt w/o SS	3717.4			
36	17.2	1.08	99.37	Percent Hulls		28.11		
37	8.0	0.50	99.87	Percent Meats		71.89		
38	2.0	0.13	100.00			100		
39	0.0	0.00	100.00					
40	0.0	0.00	100.00					
41	0.0	0.00	100.00					
42	0.0	0.00	100.00					
44	0.0	0.00	100.00					
46	0.0	0.00	100.00					
48	0.0	0.00	100.00					
POD WT.	1596.6							



LOCATION 70 UPPT 2009 SIZE DISTRIBUTION CUMULATIVE WEIGHT PERCENT TABLE

NC 7

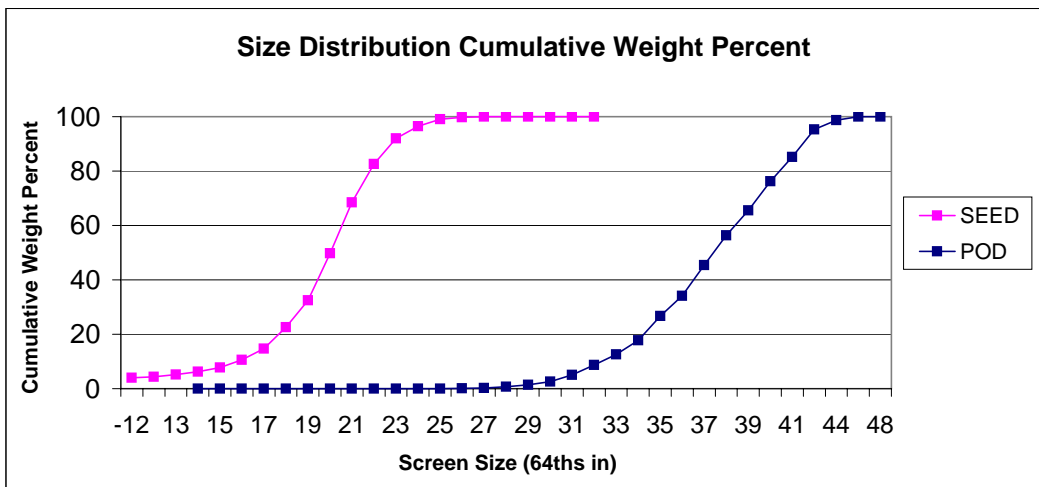
POD				SEED				
SCREEN SIZE	Weight	Wt %	Cum. Wt. %	SCREEN SIZE	Weight	Wt %	Wt % w/o SS	Cum. Wt %
				SS	1471.2	30.77	---	---
				-12 & -20R	120.4	2.52	3.64	3.64
				12	7.2	0.15	0.22	3.86
				13	15.8	0.33	0.48	4.33
14	0.0	0.00	0.00	14	18.6	0.39	0.56	4.89
15	0.0	0.00	0.00	15	28.0	0.59	0.85	5.74
16	0.0	0.00	0.00	16	46.0	0.96	1.39	7.13
17	0.0	0.00	0.00	17	80.6	1.69	2.44	9.57
18	0.0	0.00	0.00	18	114.0	2.38	3.44	13.01
19	0.0	0.00	0.00	19	148.6	3.11	4.49	17.50
20	0.0	0.00	0.00	20	279.6	5.85	8.45	25.95
21	0.0	0.00	0.00	21	472.4	9.88	14.27	40.22
22	0.0	0.00	0.00	22	472.4	9.88	14.27	54.50
23	0.0	0.00	0.00	23	530.0	11.09	16.01	70.51
24	0.0	0.00	0.00	24	345.0	7.22	10.42	80.93
25	0.0	0.00	0.00	25	294.0	6.15	8.88	89.82
26	0.0	0.00	0.00	26	187.6	3.92	5.67	95.49
27	3.8	0.23	0.23	27	94.4	1.97	2.85	98.34
28	3.4	0.21	0.44	28	45.8	0.96	1.38	99.72
29	5.8	0.36	0.80	29	9.2	0.19	0.28	100.00
30	11.2	0.69	1.48	30	0.0	0.00	0.00	100.00
31	15.6	0.96	2.44	31	0.0	0.00	0.00	100.00
32	24.4	1.49	3.93	32	0.0	0.00	0.00	100.00
33	39.8	2.44	6.37	Total	4780.8	100	100	
34	50.4	3.09	9.46	Hull wt	2030.8			
35	76.2	4.67	14.13	Wt w/o SS	3309.6			
36	94.6	5.80	19.92	Percent Hulls		29.81		
37	88.2	5.40	25.33	Percent Meats		70.19		
38	85.0	5.21	30.54			100		
39	153.0	9.37	39.91					
40	142.8	8.75	48.66					
41	181.6	11.13	59.78					
42	326.4	20.00	79.78					
44	220.6	13.52	93.30					
46	75.0	4.60	97.89					
48	34.4	2.11	100.00					
POD WT.	1632.2							



LOCATION 70 UPPT 2009 SIZE DISTRIBUTION CUMULATIVE WEIGHT PERCENT TABLE

N05006

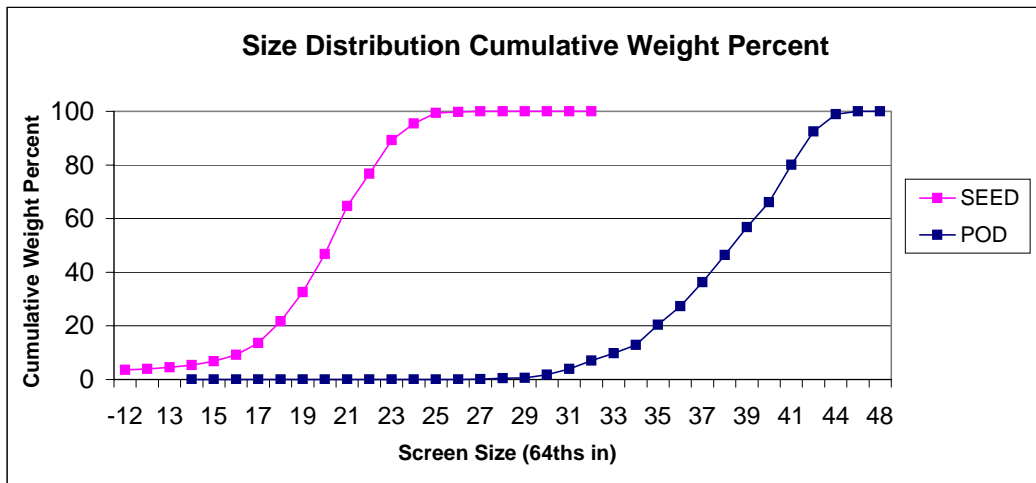
POD				SEED				
SCREEN SIZE	Weight	Wt %	Cum. Wt. %	SCREEN SIZE	Weight	Wt %	Wt % w/o SS	Cum. Wt %
				SS	818.2	18.00	---	---
				-12 & -20R	149.4	3.29	4.01	4.01
				12	13.8	0.30	0.37	4.38
				13	27.8	0.61	0.75	5.12
14	0.0	0.00	0.00	14	43.2	0.95	1.16	6.28
15	0.0	0.00	0.00	15	54.4	1.20	1.46	7.74
16	0.0	0.00	0.00	16	106.0	2.33	2.84	10.58
17	0.0	0.00	0.00	17	152.6	3.36	4.09	14.68
18	0.0	0.00	0.00	18	293.6	6.46	7.87	22.55
19	0.0	0.00	0.00	19	368.6	8.11	9.89	32.44
20	0.0	0.00	0.00	20	646.2	14.21	17.33	49.77
21	0.0	0.00	0.00	21	697.2	15.33	18.70	68.47
22	0.0	0.00	0.00	22	525.4	11.56	14.09	82.56
23	0.0	0.00	0.00	23	350.0	7.70	9.39	91.95
24	0.0	0.00	0.00	24	170.6	3.75	4.58	96.52
25	0.0	0.00	0.00	25	93.8	2.06	2.52	99.04
26	1.2	0.07	0.07	26	27.6	0.61	0.74	99.78
27	1.8	0.11	0.19	27	8.2	0.18	0.22	100.00
28	8.6	0.53	0.72	28	0.0	0.00	0.00	100.00
29	10.6	0.65	1.37	29	0.0	0.00	0.00	100.00
30	19.2	1.18	2.55	30	0.0	0.00	0.00	100.00
31	41.0	2.53	5.08	31	0.0	0.00	0.00	100.00
32	58.2	3.59	8.67	32	0.0	0.00	0.00	100.00
33	63.8	3.94	12.61	Total	4546.6	100	100	
34	83.2	5.13	17.74	Hull wt	2078.8			
35	144.6	8.92	26.67	Wt w/o SS	3728.4			
36	121.2	7.48	34.14	Percent Hulls		31.38		
37	182.0	11.23	45.37	Percent Meats		68.62		
38	177.2	10.93	56.31			100		
39	149.0	9.19	65.50					
40	174.0	10.74	76.23					
41	145.2	8.96	85.19					
42	162.8	10.04	95.24					
44	55.6	3.43	98.67					
46	21.6	1.33	100.00					
48	0.0	0.00	100.00					
POD WT.	1620.8							



LOCATION 70 UPPT 2009 SIZE DISTRIBUTION CUMULATIVE WEIGHT PERCENT TABLE

N05008

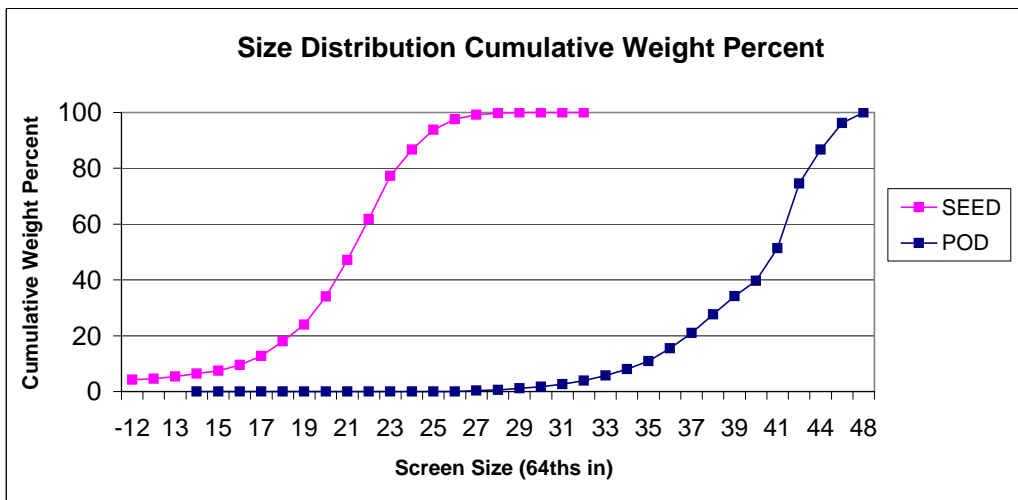
POD				SEED				
SCREEN SIZE	Weight	Wt %	Cum. Wt. %	SCREEN SIZE	Weight	Wt %	Wt % w/o SS	Cum. Wt %
				SS	731.6	17.74	---	---
				-12 & -20R	122.4	2.97	3.61	3.61
				12	10.4	0.25	0.31	3.91
				13	19.4	0.47	0.57	4.49
14	0.0	0.00	0.00	14	29.8	0.72	0.88	5.36
15	0.0	0.00	0.00	15	48.4	1.17	1.43	6.79
16	0.0	0.00	0.00	16	81.0	1.96	2.39	9.18
17	0.0	0.00	0.00	17	151.0	3.66	4.45	13.63
18	0.0	0.00	0.00	18	275.4	6.68	8.12	21.75
19	0.0	0.00	0.00	19	365.4	8.86	10.77	32.52
20	0.0	0.00	0.00	20	483.2	11.72	14.24	46.76
21	0.0	0.00	0.00	21	609.2	14.77	17.96	64.72
22	0.0	0.00	0.00	22	408.4	9.90	12.04	76.76
23	0.0	0.00	0.00	23	425.0	10.31	12.53	89.29
24	0.0	0.00	0.00	24	210.2	5.10	6.20	95.48
25	0.0	0.00	0.00	25	131.2	3.18	3.87	99.35
26	0.0	0.00	0.00	26	15.4	0.37	0.45	99.81
27	2.6	0.16	0.16	27	5.2	0.13	0.15	99.96
28	4.6	0.28	0.44	28	1.4	0.03	0.04	100.00
29	3.4	0.21	0.65	29	0.0	0.00	0.00	100.00
30	19.0	1.16	1.80	30	0.0	0.00	0.00	100.00
31	34.6	2.11	3.91	31	0.0	0.00	0.00	100.00
32	51.0	3.11	7.02	32	0.0	0.00	0.00	100.00
33	46.4	2.83	9.84	Total	4124.0	100	100	
34	50.0	3.05	12.89	Hull wt	1862.2			
35	122.6	7.47	20.36	Wt w/o SS	3392.4			
36	114.8	6.99	27.35	Percent Hulls		31.11		
37	146.4	8.92	36.27	Percent Meats		68.89		
38	167.4	10.20	46.47			100		
39	169.0	10.29	56.76					
40	153.2	9.33	66.09					
41	230.4	14.04	80.13					
42	203.0	12.37	92.50					
44	105.8	6.44	98.94					
46	17.4	1.06	100.00					
48	0.0	0.00	100.00					
POD WT.	1641.6							



LOCATION 70 UPPT 2009 SIZE DISTRIBUTION CUMULATIVE WEIGHT PERCENT TABLE

N05024J

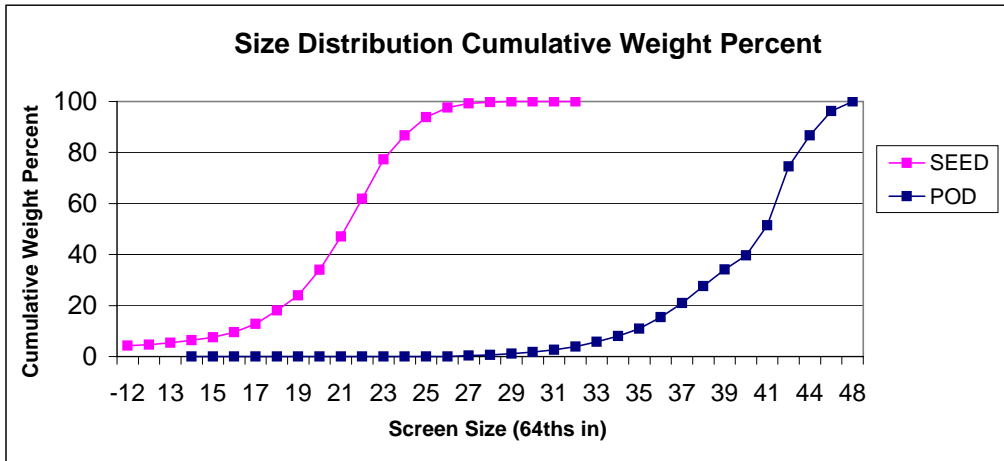
POD				SEED				
SCREEN SIZE	Weight	Wt %	Cum. Wt. %	SCREEN SIZE	Weight	Wt %	Wt % w/o SS	Cum. Wt %
				SS	1425.6	33.33	---	---
				-12 & -20R	121.4	2.84	4.26	4.26
				12	11.0	0.26	0.39	4.64
				13	21.2	0.50	0.74	5.39
14	0.0	0.00	0.00	14	28.6	0.67	1.00	6.39
15	0.0	0.00	0.00	15	31.2	0.73	1.09	7.48
16	0.0	0.00	0.00	16	57.6	1.35	2.02	9.50
17	0.0	0.00	0.00	17	93.6	2.19	3.28	12.78
18	0.0	0.00	0.00	18	149.0	3.48	5.22	18.01
19	0.0	0.00	0.00	19	171.0	4.00	6.00	24.00
20	0.0	0.00	0.00	20	285.4	6.67	10.01	34.01
21	0.0	0.00	0.00	21	373.0	8.72	13.08	47.09
22	0.0	0.00	0.00	22	421.4	9.85	14.77	61.86
23	0.0	0.00	0.00	23	439.2	10.27	15.40	77.26
24	0.0	0.00	0.00	24	270.4	6.32	9.48	86.74
25	0.0	0.00	0.00	25	203.2	4.75	7.12	93.86
26	0.0	0.00	0.00	26	106.6	2.49	3.74	97.60
27	5.6	0.35	0.35	27	45.6	1.07	1.60	99.20
28	4.4	0.27	0.62	28	15.4	0.36	0.54	99.74
29	8.8	0.54	1.16	29	6.0	0.14	0.21	99.95
30	10.0	0.62	1.78	30	1.4	0.03	0.05	100.00
31	13.2	0.81	2.59	31	0.0	0.00	0.00	100.00
32	20.6	1.27	3.86	32	0.0	0.00	0.00	100.00
33	31.0	1.91	5.77	Total	4277.8	100	100	
34	36.6	2.26	8.03	Hull wt	1871.6			
35	46.2	2.85	10.87	Wt w/o SS	2852.2			
36	75.0	4.62	15.50	Percent Hulls		30.44		
37	89.2	5.50	20.99	Percent Meats		69.56		
38	108.0	6.66	27.65			100		
39	105.0	6.47	34.12					
40	89.6	5.52	39.64					
41	190.8	11.76	51.41					
42	375.8	23.16	74.57					
44	196.6	12.12	86.69					
46	155.0	9.55	96.24					
48	61.0	3.76	100.00					
POD WT.	1622.4							



LOCATION 70 UPPT 2009 SIZE DISTRIBUTION CUMULATIVE WEIGHT PERCENT TABLE

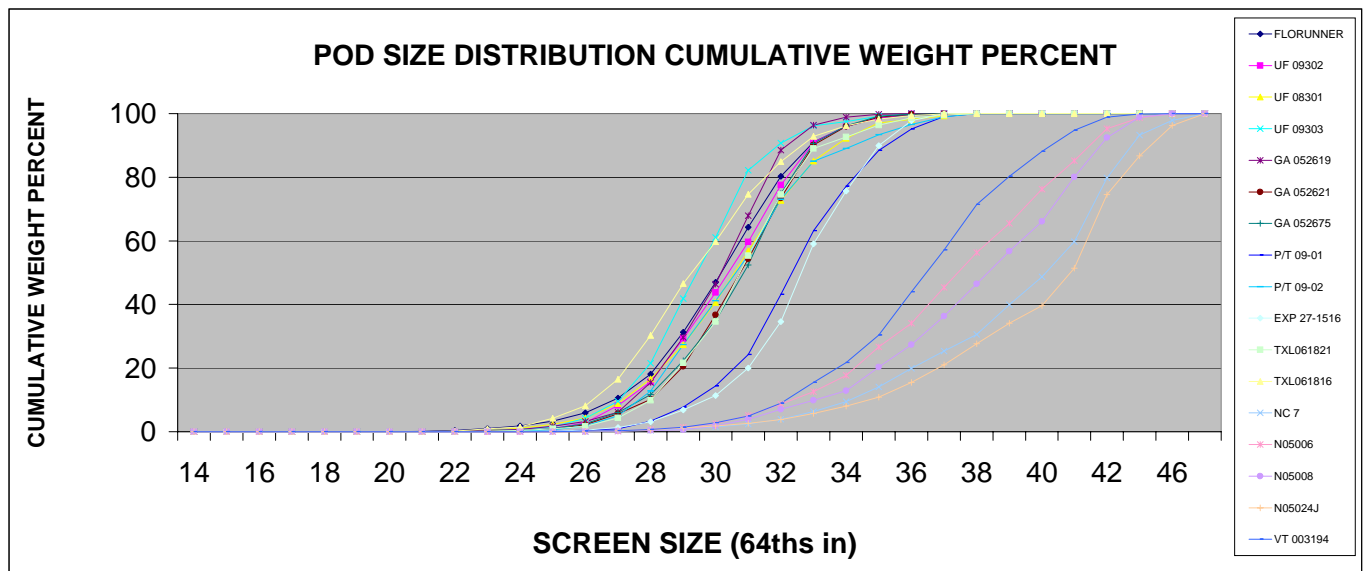
VT 003194

POD				SEED				
SCREEN SIZE	Weight	Wt %	Cum. Wt. %	SCREEN SIZE	Weight	Wt %	Wt % w/o SS	Cum. Wt %
				SS	1235.8	25.46	---	---
				-12 & -20R	152.4	3.14	4.21	4.21
				12	11.4	0.23	0.32	4.53
				13	16.8	0.35	0.46	4.99
14	0.0	0.00	0.00	14	24.2	0.50	0.67	5.66
15	0.0	0.00	0.00	15	29.6	0.61	0.82	6.48
16	0.0	0.00	0.00	16	53.8	1.11	1.49	7.97
17	0.0	0.00	0.00	17	108.6	2.24	3.00	10.97
18	0.0	0.00	0.00	18	144.8	2.98	4.00	14.97
19	0.0	0.00	0.00	19	249.2	5.13	6.89	21.86
20	0.0	0.00	0.00	20	448.4	9.24	12.39	34.25
21	0.0	0.00	0.00	21	619.2	12.76	17.12	51.37
22	0.0	0.00	0.00	22	643.2	13.25	17.78	69.15
23	0.0	0.00	0.00	23	557.6	11.49	15.41	84.56
24	0.0	0.00	0.00	24	284.6	5.86	7.87	92.43
25	0.6	0.04	0.04	25	201.6	4.15	5.57	98.00
26	2.0	0.12	0.16	26	55.4	1.14	1.53	99.54
27	2.4	0.14	0.30	27	15.6	0.32	0.43	99.97
28	6.0	0.36	0.66	28	1.2	0.02	0.03	100.00
29	11.8	0.71	1.37	29	0.0	0.00	0.00	100.00
30	23.8	1.43	2.79	30	0.0	0.00	0.00	100.00
31	35.4	2.12	4.92	31	0.0	0.00	0.00	100.00
32	67.0	4.02	8.93	32	0.0	0.00	0.00	100.00
33	109.8	6.58	15.52	Total	4853.4	100	100	
34	104.0	6.24	21.75	Hull wt	1992.6			
35	143.6	8.61	30.36	Wt w/o SS	3617.6			
36	226.2	13.56	43.92	Percent Hulls		29.11		
37	220.0	13.19	57.11	Percent Meats		70.89		
38	239.4	14.35	71.46			100		
39	147.2	8.82	80.29					
40	130.2	7.81	88.09					
41	110.8	6.64	94.74					
42	69.0	4.14	98.87					
44	16.8	1.01	99.88					
46	2.0	0.12	100.00					
48	0.0	0.00	100.00					
POD WT.	1668.0							



LOCATION 70 UPPT 2009 POD SIZE DISTRIBUTION CUMULATIVE WEIGHT PERCENT TABLE

SCREEN	ENTRY NUMBER																	
	SIZE	FLORUNNER	UF 09302	UF 08301	UF 09303	GA 052619	GA 052621	GA 052675	P/T 09-01	P/T 09-02	EXP 27-1516	TXL061821	TXL061816	NC 7	N05006	N05008	N05024J	VT 003194
14	0.00	0.00	0.00	0.00	0.00	0.00	0.00	0.00	0.00	0.00	0.00	0.00	0.00	0.00	0.00	0.00	0.00	0.00
15	0.00	0.00	0.00	0.00	0.00	0.00	0.00	0.00	0.00	0.00	0.00	0.00	0.00	0.00	0.00	0.00	0.00	0.00
16	0.00	0.00	0.00	0.00	0.00	0.00	0.00	0.00	0.00	0.00	0.00	0.00	0.00	0.00	0.00	0.00	0.00	0.00
17	0.00	0.00	0.00	0.00	0.00	0.00	0.00	0.00	0.00	0.00	0.00	0.00	0.00	0.00	0.00	0.00	0.00	0.00
18	0.00	0.00	0.00	0.00	0.00	0.00	0.00	0.00	0.00	0.00	0.00	0.00	0.00	0.00	0.00	0.00	0.00	0.00
19	0.00	0.00	0.00	0.00	0.00	0.00	0.00	0.00	0.00	0.00	0.00	0.00	0.00	0.00	0.00	0.00	0.00	0.00
20	0.00	0.00	0.00	0.00	0.00	0.00	0.00	0.00	0.00	0.00	0.00	0.00	0.00	0.00	0.00	0.00	0.00	0.00
21	0.10	0.00	0.00	0.00	0.00	0.00	0.00	0.00	0.00	0.00	0.00	0.00	0.00	0.00	0.00	0.00	0.00	0.00
22	0.37	0.00	0.12	0.07	0.08	0.07	0.04	0.00	0.00	0.00	0.00	0.24	0.00	0.00	0.00	0.00	0.00	0.00
23	1.04	0.07	0.43	0.38	0.45	0.19	0.08	0.00	0.00	0.00	0.21	0.93	0.00	0.00	0.00	0.00	0.00	0.00
24	1.79	0.19	1.15	0.66	0.66	0.34	0.25	0.00	0.16	0.08	0.38	1.53	0.00	0.00	0.00	0.00	0.00	0.00
25	3.30	1.00	2.36	1.55	1.68	0.85	0.99	0.20	0.56	0.24	0.90	4.20	0.00	0.00	0.00	0.00	0.00	0.04
26	5.89	2.82	4.33	4.26	3.22	2.22	2.57	0.51	1.83	0.51	1.71	8.13	0.00	0.07	0.00	0.00	0.00	0.16
27	10.54	8.25	8.85	9.59	6.18	5.61	5.99	0.93	5.05	1.26	4.31	16.51	0.23	0.19	0.16	0.35	0.30	0.30
28	18.13	15.67	16.60	21.56	15.51	10.19	11.65	3.27	12.77	3.14	9.87	30.25	0.44	0.72	0.44	0.62	0.66	0.66
29	31.26	29.24	27.39	41.86	29.64	20.56	22.30	7.70	27.37	6.81	21.59	46.54	0.80	1.37	0.65	1.16	1.37	1.37
30	47.02	43.77	40.65	61.10	46.38	36.68	34.96	14.34	41.18	11.41	34.59	59.71	1.48	2.55	1.80	1.78	2.79	2.79
31	64.32	59.69	56.86	82.22	67.91	54.33	52.41	24.24	55.41	20.04	55.29	74.62	2.44	5.08	3.91	2.59	4.92	4.92
32	80.24	77.54	72.70	90.78	88.57	73.46	74.87	43.12	73.06	34.61	74.59	84.92	3.93	8.67	7.02	3.86	8.93	8.93
33	91.05	90.96	85.06	96.14	96.39	90.16	90.62	63.14	85.04	59.07	89.07	92.83	6.37	12.61	9.84	5.77	15.52	15.52
34	95.95	96.12	92.21	97.52	98.85	95.94	96.22	77.19	89.05	75.63	92.63	96.17	9.46	17.74	12.89	8.03	21.75	21.75
35	98.58	98.61	97.09	99.24	99.75	98.89	99.18	88.43	93.36	89.90	96.40	98.30	14.13	26.67	20.36	10.87	30.36	30.36
36	99.58	99.92	98.23	100.00	100.00	99.81	99.76	95.15	96.56	97.82	98.66	99.37	19.92	34.14	27.35	15.50	43.92	43.92
37	99.72	99.92	99.33	100.00	100.00	100.00	100.00	99.09	98.95	100.00	99.51	99.87	25.33	45.37	36.27	20.99	57.11	57.11
38	100.00	100.00	100.00	100.00	100.00	100.00	100.00	100.00	100.00	100.00	100.00	100.00	30.54	56.31	46.47	27.65	71.46	71.46
39	100.00	100.00	100.00	100.00	100.00	100.00	100.00	100.00	100.00	100.00	100.00	100.00	39.91	65.50	56.76	34.12	80.29	80.29
40	100.00	100.00	100.00	100.00	100.00	100.00	100.00	100.00	100.00	100.00	100.00	100.00	48.66	76.23	66.09	39.64	88.09	88.09
41	100.00	100.00	100.00	100.00	100.00	100.00	100.00	100.00	100.00	100.00	100.00	100.00	59.78	85.19	80.13	51.41	94.74	94.74
42	100.00	100.00	100.00	100.00	100.00	100.00	100.00	100.00	100.00	100.00	100.00	100.00	79.78	95.24	92.50	74.57	98.87	98.87
44	100.00	100.00	100.00	100.00	100.00	100.00	100.00	100.00	100.00	100.00	100.00	100.00	93.30	98.67	98.94	86.69	99.88	99.88
46	100.00	100.00	100.00	100.00	100.00	100.00	100.00	100.00	100.00	100.00	100.00	100.00	97.89	100.00	100.00	96.24	100.00	100.00
48	100.00	100.00	100.00	100.00	100.00	100.00	100.00	100.00	100.00	100.00	100.00	100.00	100.00	100.00	100.00	100.00	100.00	100.00

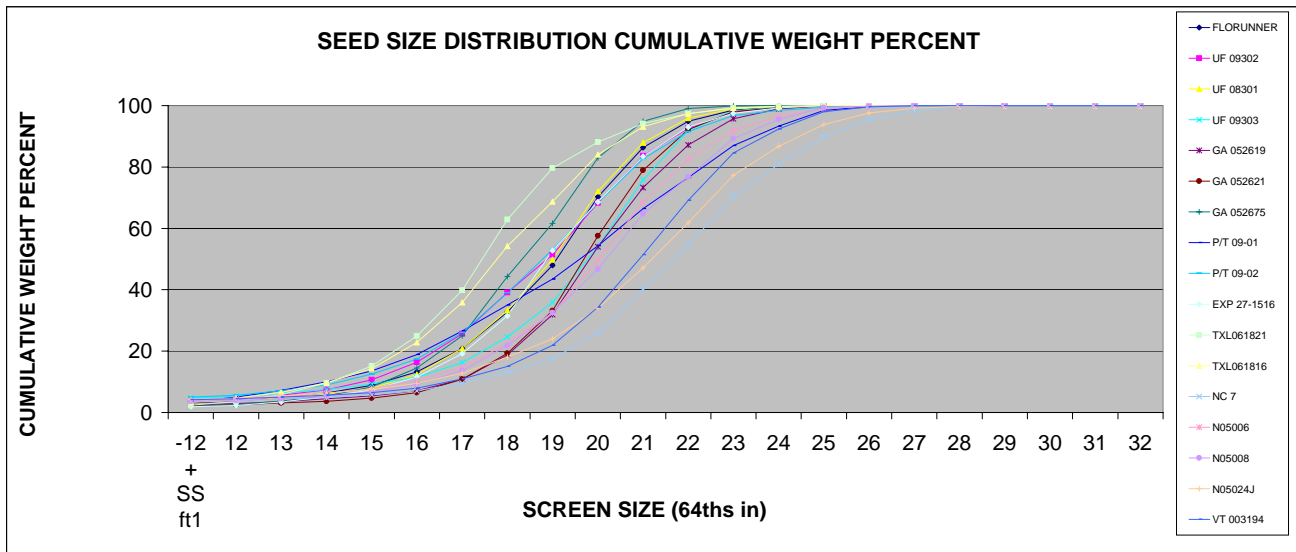


LOCATION 70 UPPT 2009 SEED SIZE DISTRIBUTION CUMULATIVE WEIGHT PERCENT TABLE

ENTRY NUMBER

SCREEN SIZE	FLORUNNER	UF 09302	UF 08301	UF 09303	GA 052619	GA 052621	GA 052675	P/T 09-01	P/T 09-02	EXP 27-1516	TXL061821	TXL061816	NC 7	N05006	N05008	N05024J	VT 003194
-12 + SS ft ¹	3.08	3.46	3.32	4.79	2.47	2.27	2.01	3.50	5.00	1.83	2.41	3.50	3.64	4.01	3.61	4.26	4.21
12	3.73	4.22	3.81	5.28	2.92	2.54	2.54	4.97	5.65	2.32	3.58	4.65	3.86	4.38	3.91	4.64	4.53
13	4.86	5.59	4.77	6.21	3.60	3.10	3.71	7.17	7.05	3.39	5.80	6.56	4.33	5.12	4.49	5.39	4.99
14	6.34	7.44	5.94	7.49	4.44	3.68	5.38	10.03	8.95	5.10	9.62	9.66	4.89	6.28	5.36	6.39	5.66
15	8.83	10.65	7.96	9.30	5.42	4.67	8.32	13.57	12.47	7.45	15.14	14.31	5.74	7.74	6.79	7.48	6.48
16	13.19	16.33	12.42	11.48	7.13	6.47	14.52	18.85	17.41	11.56	24.92	22.78	7.13	10.58	9.18	9.50	7.97
17	20.90	25.62	20.89	16.22	10.87	10.83	25.05	26.55	26.05	19.21	39.79	35.92	9.57	14.68	13.63	12.78	10.97
18	32.70	39.09	33.24	24.58	18.81	19.32	44.34	35.08	38.98	31.45	62.83	54.18	13.01	22.55	21.75	18.01	14.97
19	48.00	51.43	49.85	35.84	31.91	33.20	61.66	43.50	53.05	52.76	79.62	68.68	17.50	32.44	32.52	24.00	21.86
20	70.26	68.34	72.09	54.00	54.07	57.58	82.99	54.34	68.43	68.58	88.08	84.07	25.95	49.77	46.76	34.01	34.25
21	86.35	83.62	87.94	75.79	73.32	78.92	94.92	66.40	82.70	83.40	94.14	93.09	40.22	68.47	64.72	47.09	51.37
22	94.88	92.56	95.97	91.90	87.13	92.13	99.04	76.57	91.52	93.00	97.39	97.36	54.50	82.56	76.76	61.86	69.15
23	98.50	97.76	98.94	98.28	95.71	97.98	99.92	86.96	96.74	97.45	99.15	99.24	70.51	91.95	89.29	77.26	84.56
24	99.60	99.35	99.68	99.45	99.00	99.41	100.00	93.30	98.45	99.23	99.70	99.82	80.93	96.52	95.48	86.74	92.43
25	99.95	99.90	99.97	99.98	99.89	99.96	100.00	98.47	99.44	99.98	100.00	99.95	89.82	99.04	99.35	93.86	98.00
26	100.00	99.97	100.00	99.98	100.00	100.00	100.00	99.69	99.85	100.00	100.00	100.00	95.49	99.78	99.81	97.60	99.54
27	100.00	100.00	100.00	100.00	100.00	100.00	100.00	99.97	99.90	100.00	100.00	100.00	98.34	100.00	99.96	99.20	99.97
28	100.00	100.00	100.00	100.00	100.00	100.00	100.00	100.00	100.00	100.00	100.00	100.00	100.00	100.00	100.00	99.74	100.00
29	100.00	100.00	100.00	100.00	100.00	100.00	100.00	100.00	100.00	100.00	100.00	100.00	100.00	100.00	100.00	100.00	100.00
30	100.00	100.00	100.00	100.00	100.00	100.00	100.00	100.00	100.00	100.00	100.00	100.00	100.00	100.00	100.00	100.00	100.00
31	100.00	100.00	100.00	100.00	100.00	100.00	100.00	100.00	100.00	100.00	100.00	100.00	100.00	100.00	100.00	100.00	100.00
32	100.00	100.00	100.00	100.00	100.00	100.00	100.00	100.00	100.00	100.00	100.00	100.00	100.00	100.00	100.00	100.00	100.00

¹ SS ft is -17R, -20R, OR -16R FOR RUNNER, VIRGINIA OR SPANISH MARKET TYPES, RESPECTIVELY



LOCATION 70 UPPT 2009 SEED COUNT/POUND TABLE

FLORUNNER

Weight of 100 seed

	Wt (g)	Wt of 1 seed	Count/lb
Jumbo	75.4	0.754	602
Medium	60.2	0.602	753
Number 1	39.6	0.396	1145
Splits	27.6	0.276	1643

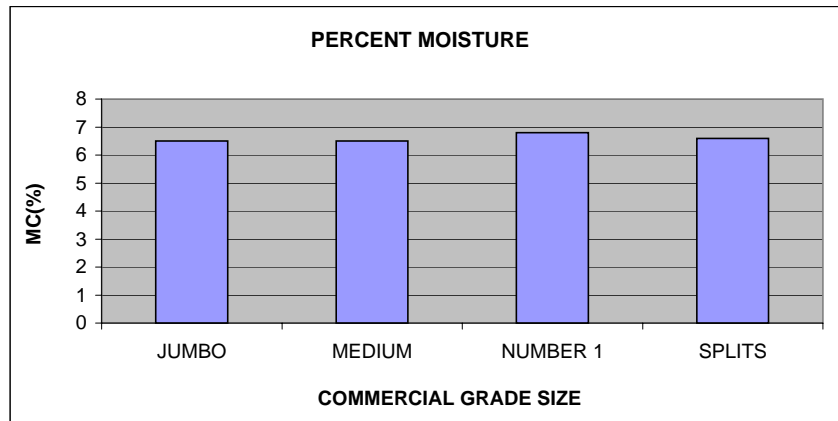
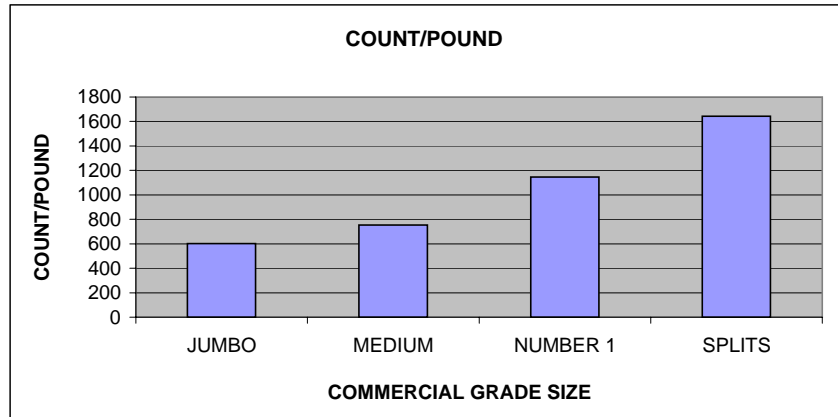
LOCATION 70 SEED MOISTURE CONTENT TABLE

FLORUNNER

GAC 2000 Percent Moisture & Density

	MC*	kg/hl
Jumbo	6.5	59.3
Medium	6.5	61.0
Number 1	6.8	62.0
Splits	6.6	58.8

* NA INDICATES THAT THERE WAS NOT ENOUGH MATERIAL FOR THE GAC 2000 TO READ



LOCATION 70 UPPT 2009 SEED COUNT/POUND TABLE

UF 09302

Weight of 100 seed

	Wt (g)	Wt of 1 seed	Count/lb
Jumbo	73.8	0.738	615
Medium	53.6	0.536	846
Number 1	38.4	0.384	1181
Splits	27.8	0.278	1632

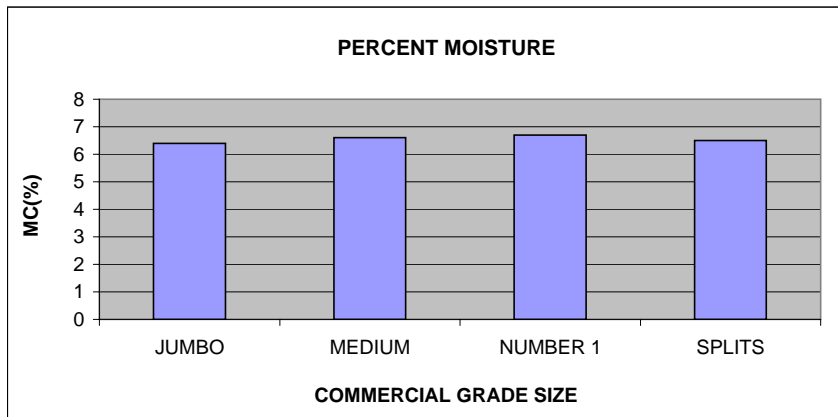
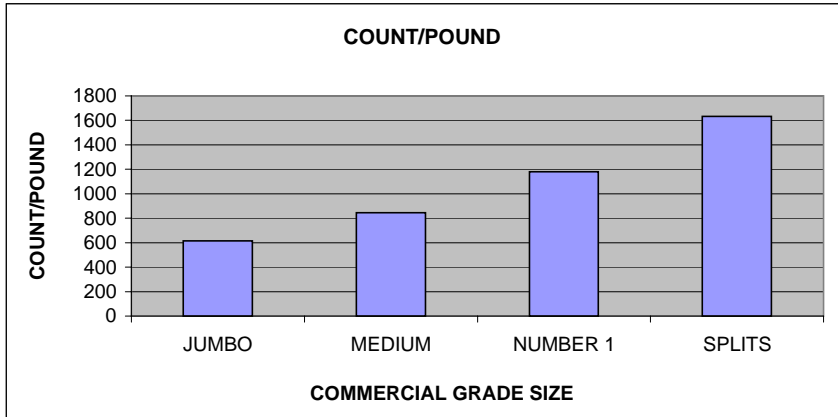
LOCATION 70 SEED MOISTURE CONTENT TABLE

UF 09302

GAC 2000 Percent Moisture & Density

	MC*	kg/hl
Jumbo	6.4	59.9
Medium	6.6	61.7
Number 1	6.7	63.4
Splits	6.5	57.7

* NA INDICATES THAT THERE WAS NOT ENOUGH MATERIAL FOR THE GAC 2000 TO READ



LOCATION 70 UPPT 2009 SEED COUNT/POUND TABLE

UF 08301

Weight of 100 seed

	Wt (g)	Wt of 1 seed	Count/lb
Jumbo	75.8	0.758	598
Medium	64.8	0.648	700
Number 1	44.4	0.444	1022
Splits	33.8	0.338	1342

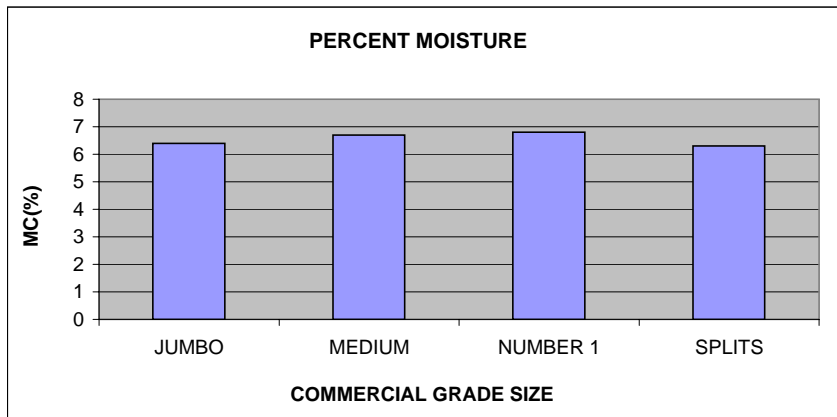
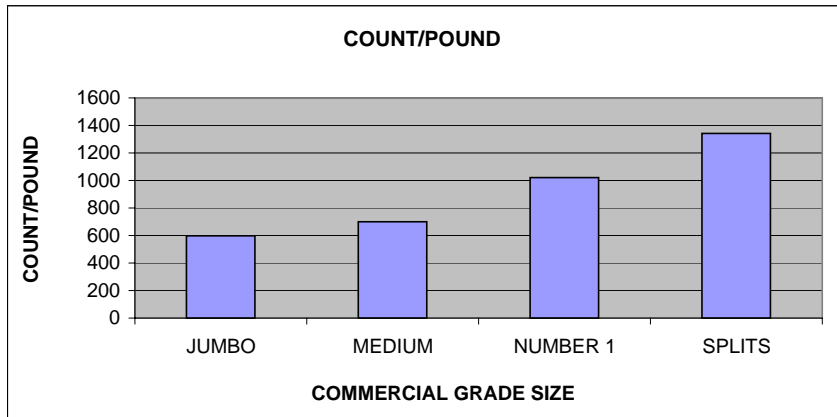
LOCATION 70 SEED MOISTURE CONTENT TABLE

UF 08301

GAC 2000 Percent Moisture & Density

	MC*	kg/hl
Jumbo	6.4	56.9
Medium	6.7	59.3
Number 1	6.8	60.2
Splits	6.3	56.8

* NA INDICATES THAT THERE WAS NOT ENOUGH MATERIAL FOR THE GAC 2000 TO READ



LOCATION 70 UPPT 2009 SEED COUNT/POUND TABLE

UF 09303

Weight of 100 seed

	Wt (g)	Wt of 1 seed	Count/lb
Jumbo	76.6	0.766	592
Medium	62.6	0.626	725
Number 1	43.4	0.434	1045
Splits	31.6	0.316	1435

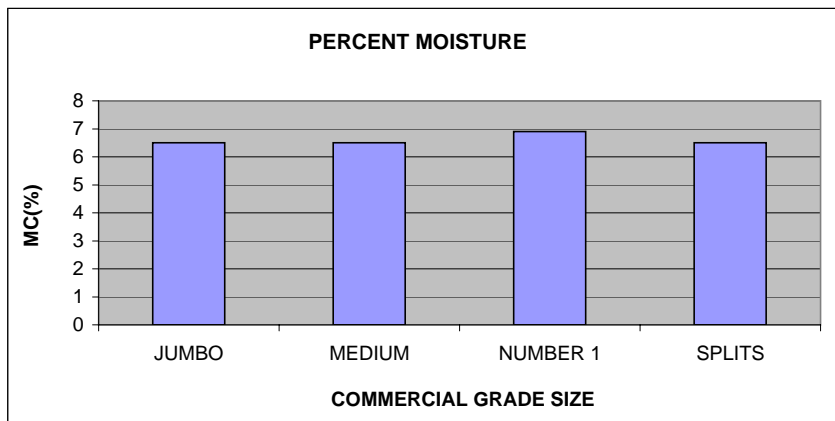
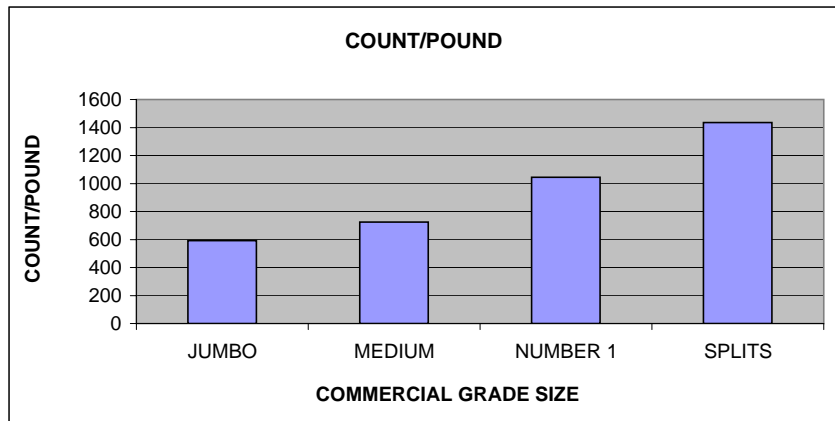
LOCATION 70 SEED MOISTURE CONTENT TABLE

UF 09303

GAC 2000 Percent Moisture & Density

	MC*	kg/hl
Jumbo	6.5	59.0
Medium	6.5	59.5
Number 1	6.9	61.8
Splits	6.5	57.8

* NA INDICATES THAT THERE WAS NOT ENOUGH MATERIAL FOR THE GAC 2000 TO READ



LOCATION 70 UPPT 2009 SEED COUNT/POUND TABLE

GA 052619

Weight of 100 seed

	Wt (g)	Wt of 1 seed	Count/lb
Jumbo	72.8	0.728	623
Medium	56.0	0.560	810
Number 1	36.6	0.366	1239
Splits	30.2	0.302	1502

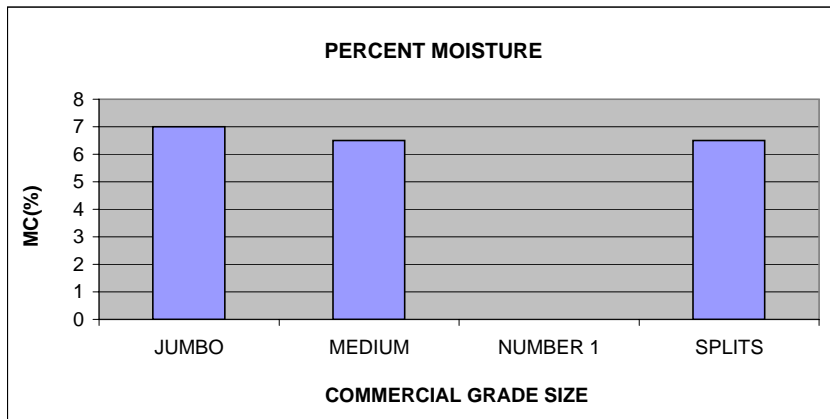
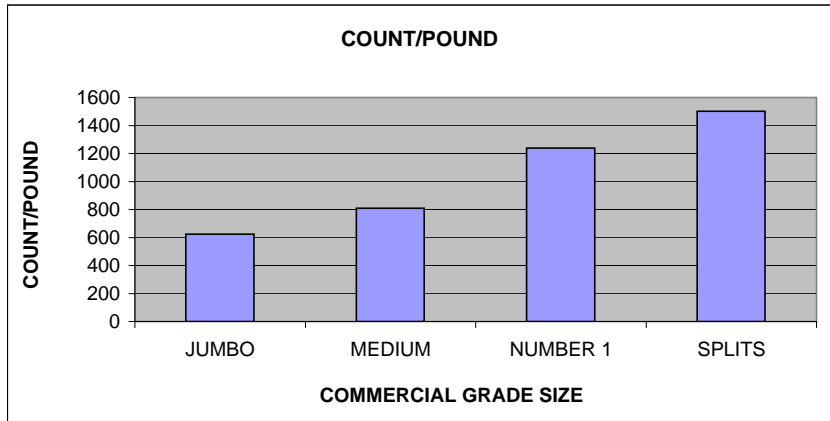
LOCATION 70 SEED MOISTURE CONTENT TABLE

GA 052619

GAC 2000 Percent Moisture & Density

	MC*	kg/hl
Jumbo	7.0	52.3
Medium	6.5	61.1
Number 1	N/A	N/A
Splits	6.5	59.5

* NA INDICATES THAT THERE WAS NOT ENOUGH MATERIAL FOR THE GAC 2000 TO READ



LOCATION 70 UPPT 2009 SEED COUNT/POUND TABLE

GA 052621

Weight of 100 seed

	Wt (g)	Wt of 1 seed	Count/lb
Jumbo	75.6	0.756	600
Medium	61.4	0.614	739
Number 1	39.0	0.390	1163
Splits	32.2	0.322	1409

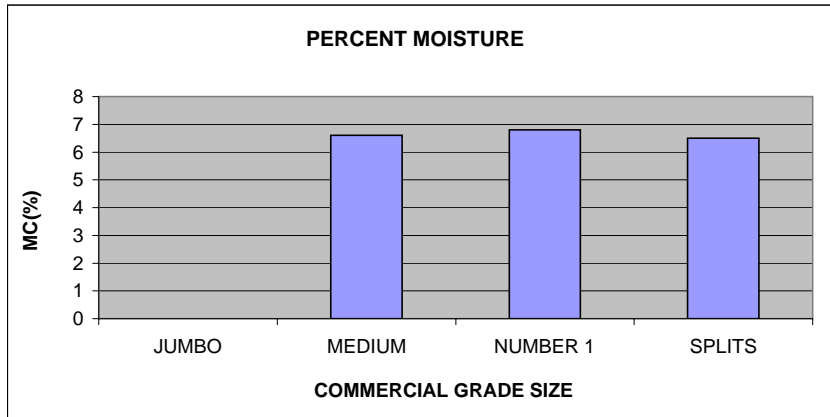
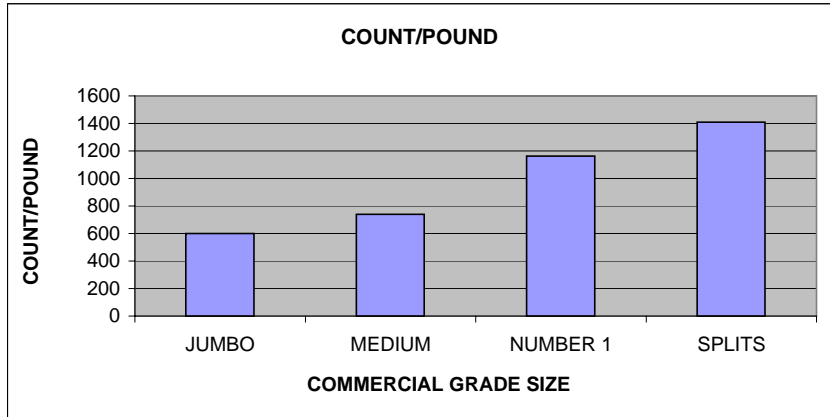
LOCATION 70 SEED MOISTURE CONTENT TABLE

GA 052621

GAC 2000 Percent Moisture & Density

	MC*	kg/hl
Jumbo	\	60.7
Medium	6.6	62.6
Number 1	6.8	62.4
Splits	6.5	59.6

* NA INDICATES THAT THERE WAS NOT ENOUGH MATERIAL FOR THE GAC 2000 TO READ



LOCATION 70 UPPT 2009 SEED COUNT/POUND TABLE

GA 052675

Weight of 100 seed

	Wt (g)	Wt of 1 seed	Count/lb
Jumbo	66.4	0.664	683
Medium	50.6	0.506	896
Number 1	36.6	0.366	1239
Splits	27.0	0.270	1680

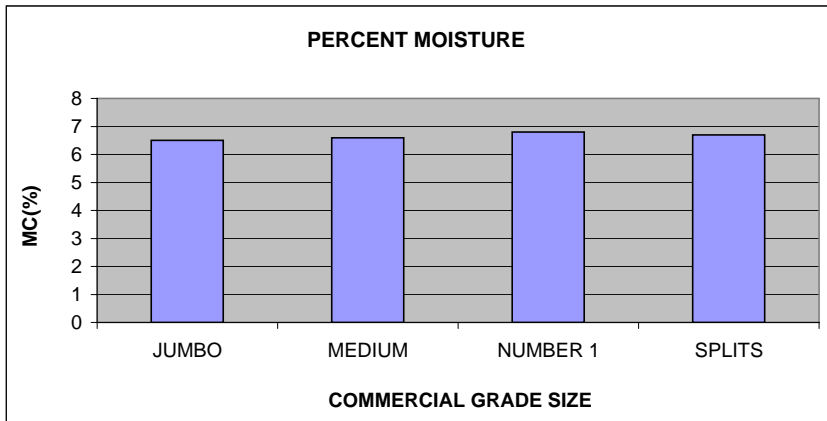
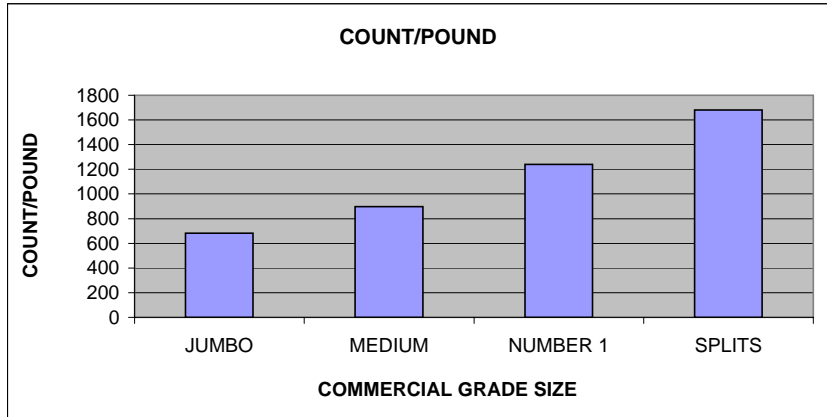
LOCATION 70 SEED MOISTURE CONTENT TABLE

GA 052675

GAC 2000 Percent Moisture & Density

	MC*	kg/hl
Jumbo	6.5	60.1
Medium	6.6	61.7
Number 1	6.8	63.6
Splits	6.7	60.4

* NA INDICATES THAT THERE WAS NOT ENOUGH MATERIAL FOR THE GAC 2000 TO READ



LOCATION 70 UPPT 2009 SEED COUNT/POUND TABLE

P/T 09-01

Weight of 100 seed

	Wt (g)	Wt of 1 seed	Count/lb
Jumbo	79.4	0.794	571
Medium	54.0	0.540	840
Number 1	39.2	0.392	1157
Splits	34.8	0.348	1303

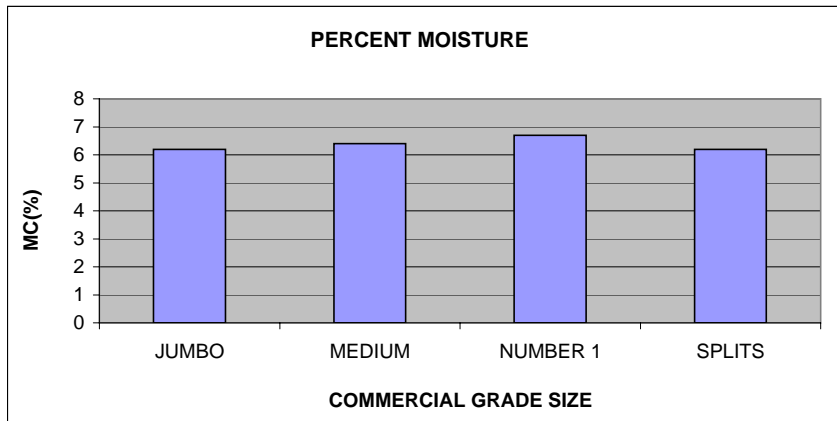
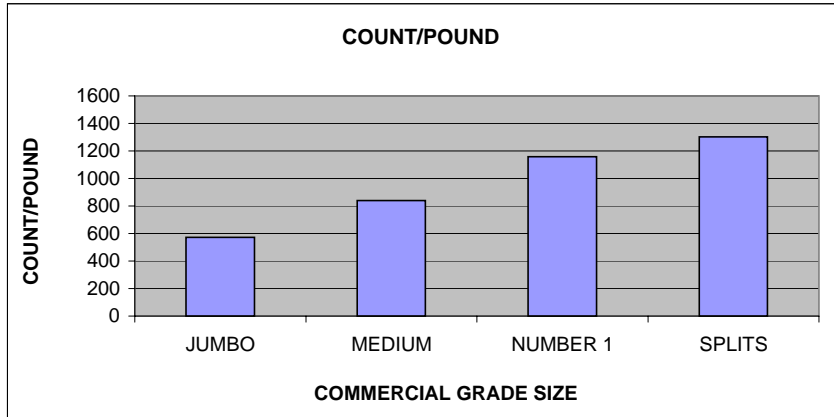
LOCATION 70 SEED MOISTURE CONTENT TABLE

P/T 09-01

GAC 2000 Percent Moisture & Density

	MC*	kg/hl
Jumbo	6.2	58.6
Medium	6.4	60.4
Number 1	6.7	60.4
Splits	6.2	57.0

* NA INDICATES THAT THERE WAS NOT ENOUGH MATERIAL FOR THE GAC 2000 TO READ



LOCATION 70 UPPT 2009 SEED COUNT/POUND TABLE

P/T 09-02

Weight of 100 seed

	Wt (g)	Wt of 1 seed	Count/lb
Jumbo	72.8	0.728	623
Medium	52.2	0.522	869
Number 1	39.0	0.390	1163
Splits	26.6	0.266	1705

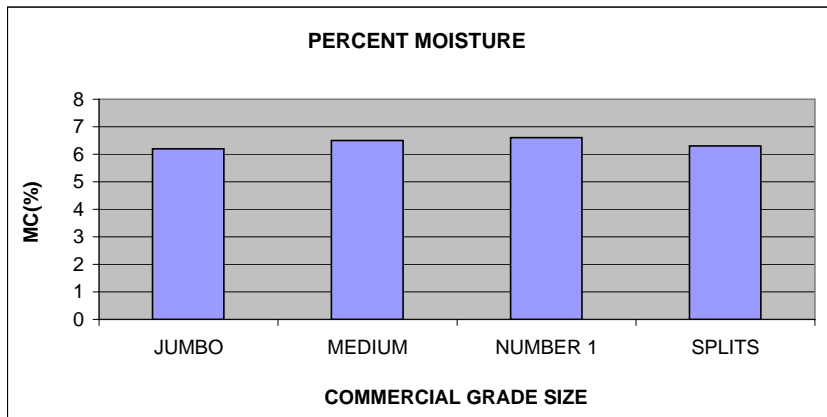
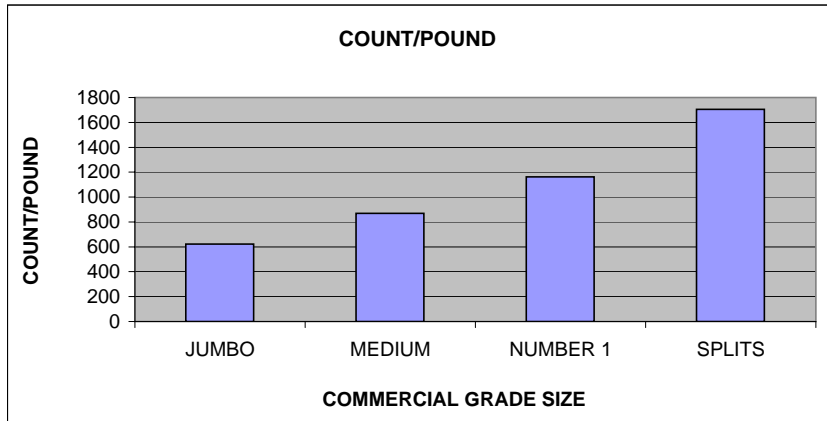
LOCATION 70 SEED MOISTURE CONTENT TABLE

P/T 09-02

GAC 2000 Percent Moisture & Density

	MC*	kg/hl
Jumbo	6.2	58.5
Medium	6.5	61.8
Number 1	6.6	63.2
Splits	6.3	58.4

* NA INDICATES THAT THERE WAS NOT ENOUGH MATERIAL FOR THE GAC 2000 TO READ



LOCATION 70 UPPT 2009 SEED COUNT/POUND TABLE

EXP 27-1516

Weight of 100 seed

	Wt (g)	Wt of 1 seed	Count/lb
Jumbo	76.6	0.766	592
Medium	61.6	0.616	736
Number 1	41.8	0.418	1085
Splits	32.6	0.326	1391

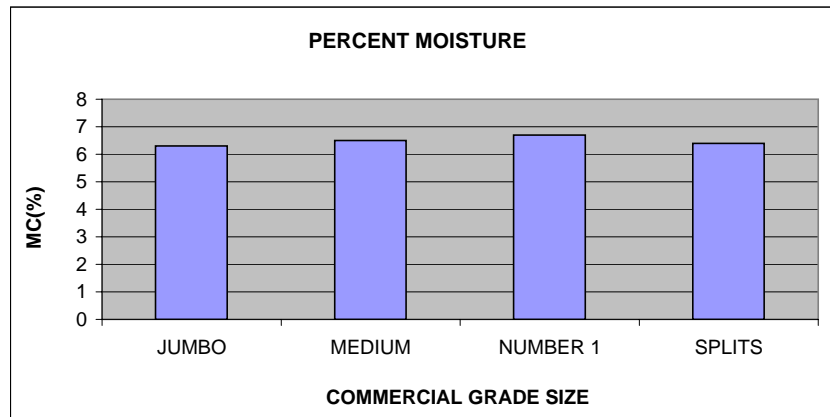
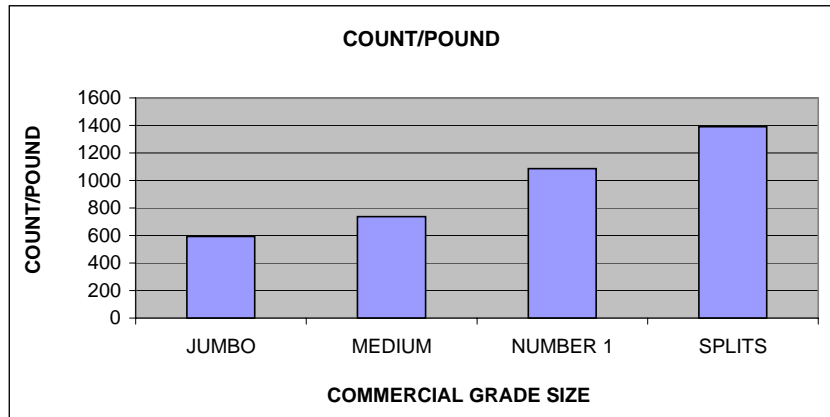
LOCATION 70 SEED MOISTURE CONTENT TABLE

EXP 27-1516

GAC 2000 Percent Moisture & Density

	MC*	kg/hl
Jumbo	6.3	59.5
Medium	6.5	61.6
Number 1	6.7	61.2
Splits	6.4	57.8

* NA INDICATES THAT THERE WAS NOT ENOUGH MATERIAL FOR THE GAC 2000 TO READ



LOCATION 70 UPPT 2009 SEED COUNT/POUND TABLE

TXL061821

Weight of 100 seed

	Wt (g)	Wt of 1 seed	Count/lb
Jumbo	81.6	0.816	556
Medium	63.4	0.634	715
Number 1	51.6	0.516	879
Splits	31.2	0.312	1454

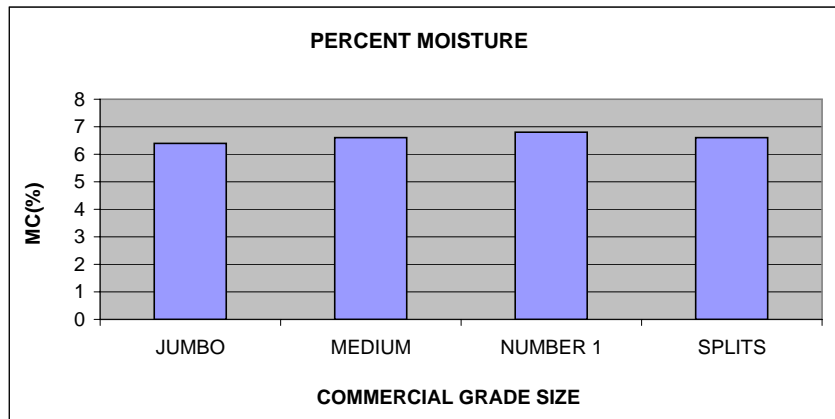
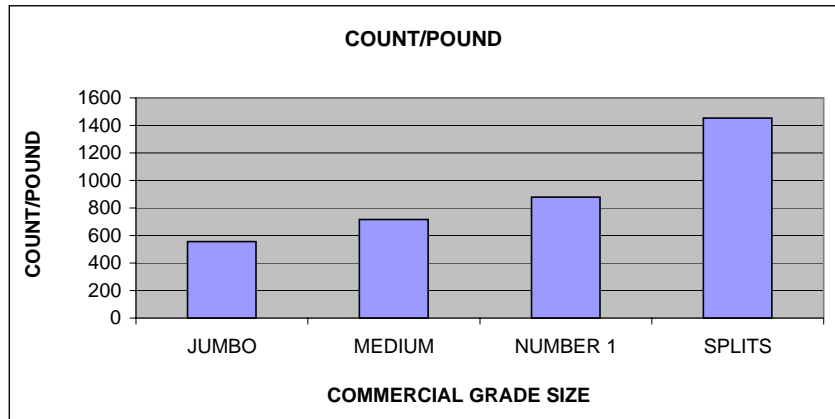
LOCATION 70 SEED MOISTURE CONTENT TABLE

TXL061821

GAC 2000 Percent Moisture & Density

	MC*	kg/hl
Jumbo	6.4	58.3
Medium	6.6	60.0
Number 1	6.8	60.4
Splits	6.6	56.8

* NA INDICATES THAT THERE WAS NOT ENOUGH MATERIAL FOR THE GAC 2000 TO READ



LOCATION 70 UPPT 2009 SEED COUNT/POUND TABLE

TXL061816

Weight of 100 seed

	Wt (g)	Wt of 1 seed	Count/lb
Jumbo	73.0	0.730	621
Medium	56.8	0.568	799
Number 1	44.2	0.442	1026
Splits	27.4	0.274	1655

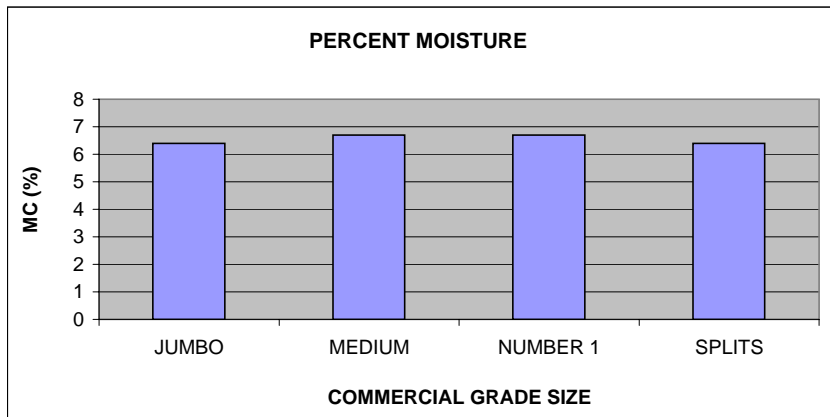
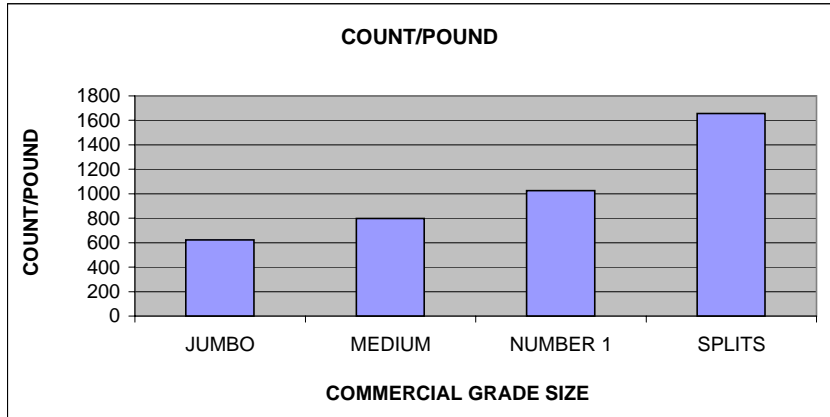
LOCATION 70 SEED MOISTURE CONTENT TABLE

TXL061816

GAC 2000 Percent Moisture & Density

	MC*	kg/hl
Jumbo	6.4	57.5
Medium	6.7	59.3
Number 1	6.7	62.4
Splits	6.4	58.2

* NA INDICATES THAT THERE WAS NOT ENOUGH MATERIAL FOR THE GAC 2000 TO READ



LOCATION 70 UPPT 2009 SEED COUNT/POUND TABLE

NC 7

Weight of 100 seed

	Wt (g)	Wt of 1 seed	Count/lb
Elk	119.6	1.196	379
Medium	61.6	0.616	736
Number 1	44.6	0.446	1017
Splits	55.2	0.552	822

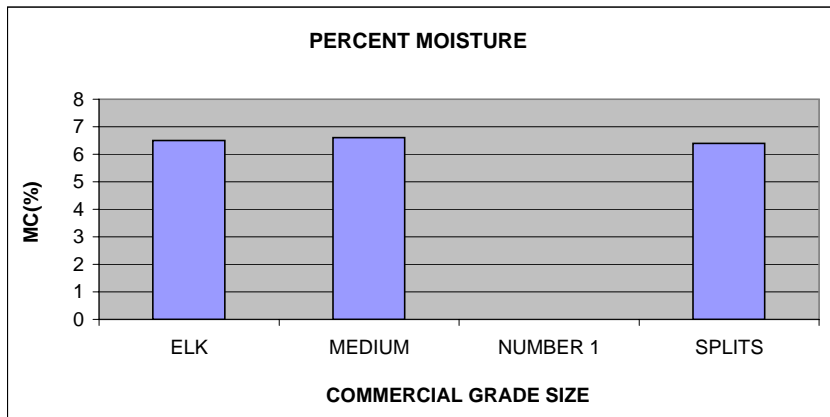
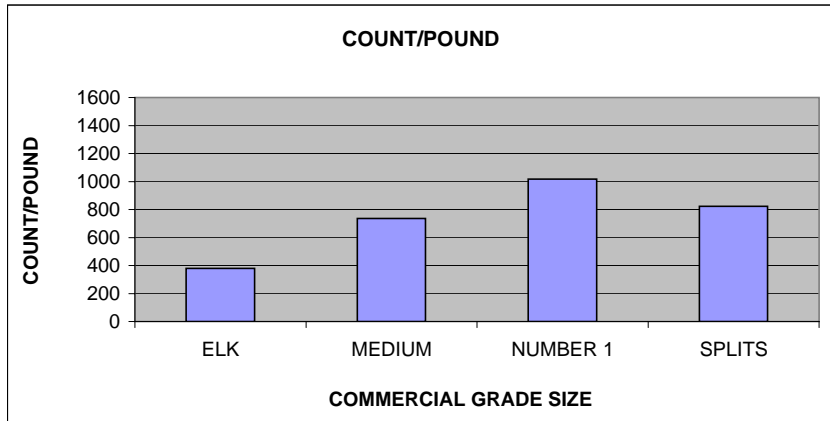
LOCATION 70 SEED MOISTURE CONTENT TABLE

NC 7

GAC 2000 Percent Moisture & Density

	MC*	kg/hl
Elk	6.5	56.8
Medium	6.6	57.5
Number 1	N/A	N/A
Splits	6.4	55.5

* NA INDICATES THAT THERE WAS NOT ENOUGH MATERIAL FOR THE GAC 2000 TO READ



LOCATION 70 UPPT 2009 SEED COUNT/POUND TABLE

N05006

Weight of 100 seed

	Wt (g)	Wt of 1 seed	Count/lb
Elk	85.0	0.850	534
Medium	61.0	0.610	744
Number 1	42.6	0.426	1065
Splits	43.0	0.430	1055

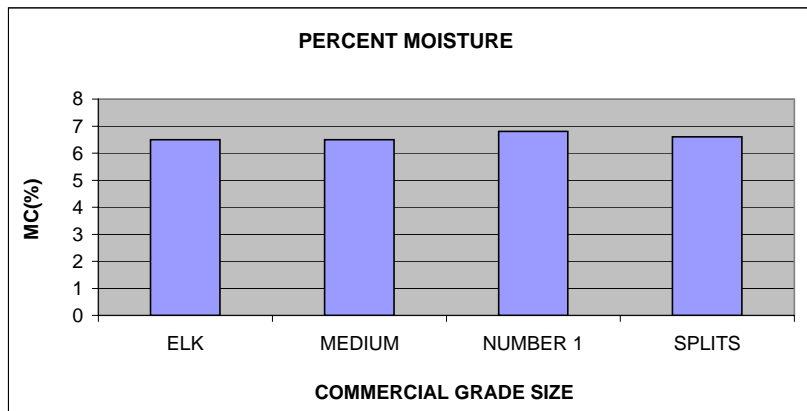
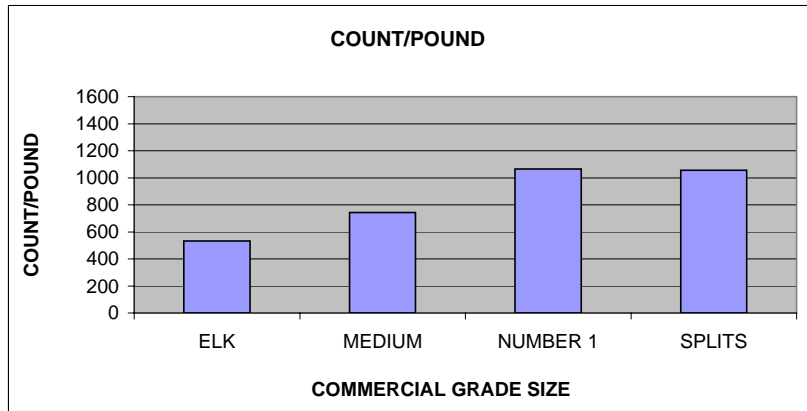
LOCATION 70 SEED MOISTURE CONTENT TABLE

N05006

GAC 2000 Percent Moisture & Density

	MC*	kg/hl
Elk	6.5	55.8
Medium	6.5	59.9
Number 1	6.8	61.4
Splits	6.6	55.9

* NA INDICATES THAT THERE WAS NOT ENOUGH MATERIAL FOR THE GAC 2000 TO READ



LOCATION 70 UPPT 2009 SEED COUNT/POUND TABLE

N05008

Weight of 100 seed

	Wt (g)	Wt of 1 seed	Count/lb
Elk	97.2	0.972	467
Medium	61.4	0.614	739
Number 1	44.8	0.448	1013
Splits	46.4	0.464	978

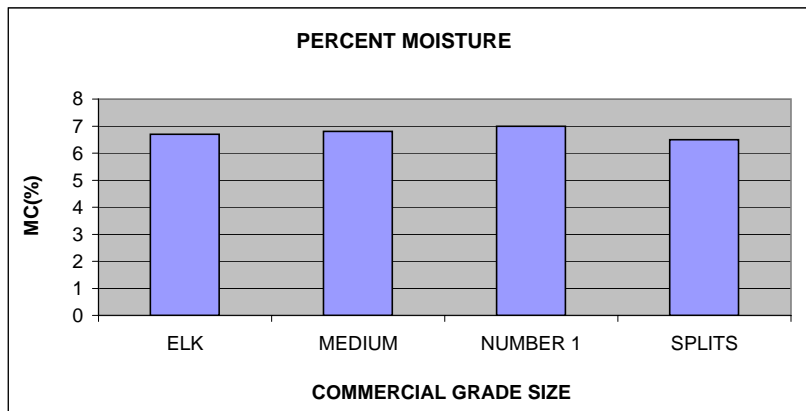
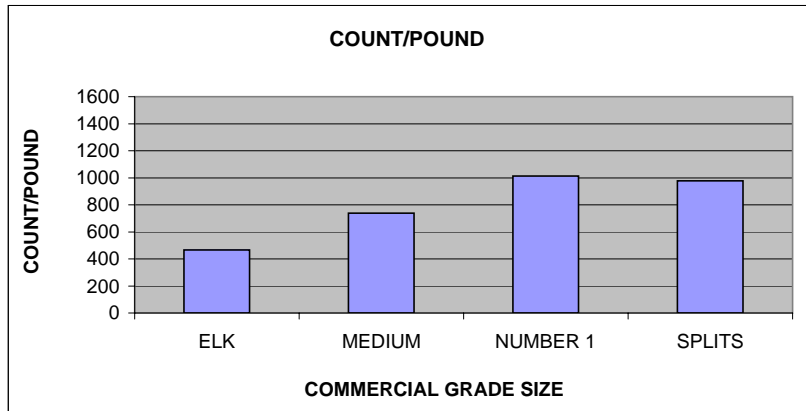
LOCATION 70 SEED MOISTURE CONTENT TABLE

N05008

GAC 2000 Percent Moisture & Density

	MC*	kg/hl
Elk	6.7	54.9
Medium	6.8	59.6
Number 1	7.0	60.2
Splits	6.5	53.6

* NA INDICATES THAT THERE WAS NOT ENOUGH MATERIAL FOR THE GAC 2000 TO READ



LOCATION 70 UPPT 2009 SEED COUNT/POUND TABLE

N05024J

Weight of 100 seed

	Wt (g)	Wt of 1 seed	Count/lb
Elk	117.6	1.176	386
Medium	66.2	0.662	685
Number 1	47.2	0.472	961
Splits	53.4	0.534	849

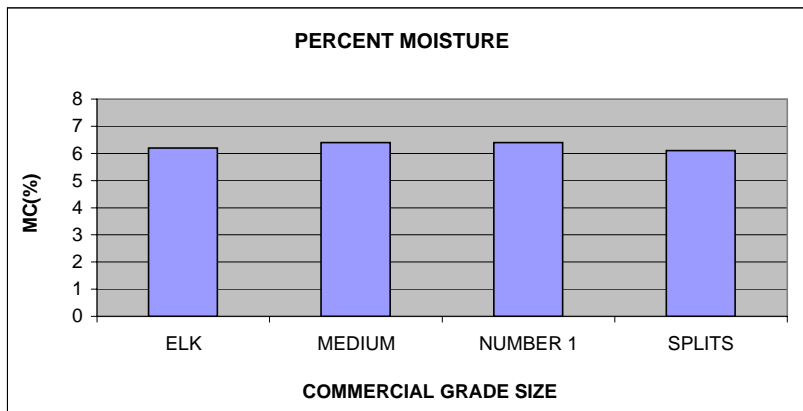
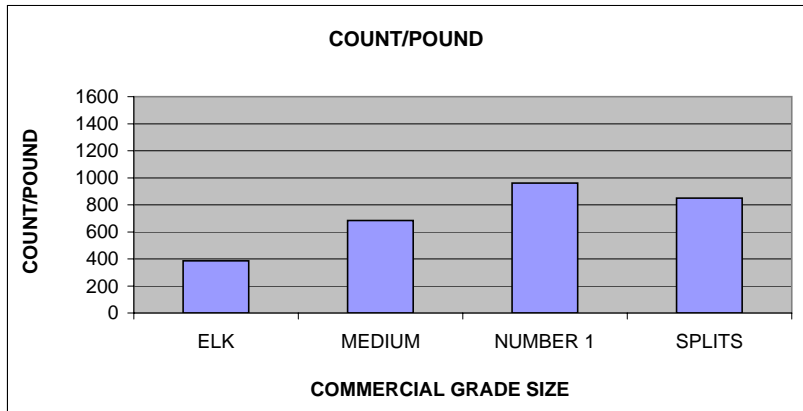
LOCATION 70 SEED MOISTURE CONTENT TABLE

N05024J

GAC 2000 Percent Moisture & Density

	MC*	kg/hl
Elk	6.2	53.0
Medium	6.4	59.9
Number 1	6.4	N/A
Splits	6.1	55.8

* NA INDICATES THAT THERE WAS NOT ENOUGH MATERIAL FOR THE GAC 2000 TO READ



LOCATION 70 UPPT 2009 SEED COUNT/POUND TABLE

VT 003194

Weight of 100 seed

	Wt (g)	Wt of 1 seed	Count/lb
Elk	107.2	1.072	423
Medium	67.4	0.674	673
Number 1	47.2	0.472	961
Splits	44.0	0.440	1031

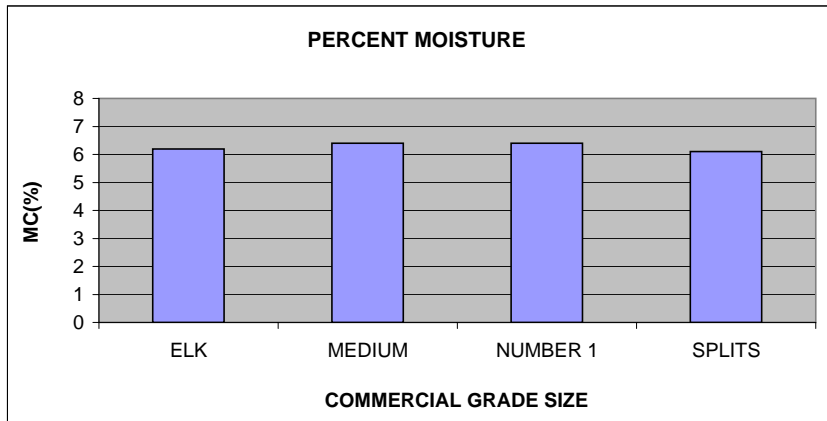
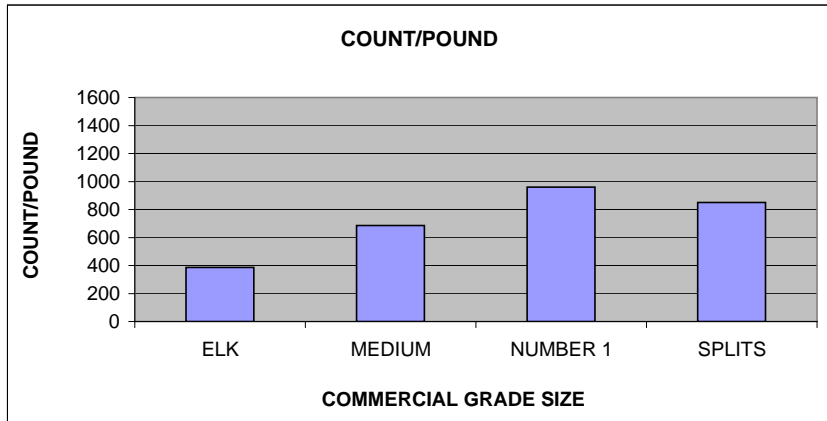
LOCATION 70 SEED MOISTURE CONTENT TABLE

VT 003194

GAC 2000 Percent Moisture & Density

	MC*	kg/hl
Elk	6.1	56.4
Medium	6.3	60.0
Number 1	6.5	55.2
Splits	6.1	55.8

* NA INDICATES THAT THERE WAS NOT ENOUGH MATERIAL FOR THE GAC 2000 TO READ



LOCATION 70 UPPT 2009 SHELLING DATA

VARIETY: FLORUNNER DATE: FEB 8, 2010

STAGE	GRATE	WEIGHT	TIME
1st	28 initial	6677.4	172 sec.
	grams shelled / min	1617.1	
2nd	25 unshelled	2041.8	143 sec.
	grams shelled / min	704.9	
3rd	22 unshelled	361.8	71 sec.
	grams shelled / min	274.6	
4th	19 unshelled	36.8	15 sec.
	grams shelled / min	147.2	
5th			
6th			
Final grams unshelled		0.0	
Total grams shelled		6677.4	6.68 min.
Total grams shelled / min		999.1	
HULLS		1669.4	

VARIETY: UF 09302 DATE: FEB 8, 2010

STAGE	GRATE	WEIGHT	TIME
1st	28 initial	6433.2	167 sec.
	grams shelled / min	1675.9	
2nd	25 unshelled	1768.6	133 sec.
	grams shelled / min	713.5	
3rd	22 unshelled	187.0	36 sec.
	grams shelled / min	304.7	
4th	19 unshelled	4.2	11 sec.
	grams shelled / min	22.9	
5th			
6th			
Final grams unshelled		0.0	
Total grams shelled		6433.2	5.78 min.
Total grams shelled / min		1112.4	
HULLS		1744.6	

VARIETY: UF 08301 DATE: FEB 8, 2010

STAGE	GRATE	WEIGHT	TIME
1st	29 initial	6571.8	168 sec.
	grams shelled / min	1823.3	
2nd	26 unshelled	1466.6	130 sec.
	grams shelled / min	550.5	
3rd	23 unshelled	273.8	57 sec.
	grams shelled / min	239.4	
4th	20 unshelled	46.4	18 sec.
	grams shelled / min	134.7	
5th	17 unshelled	6.0	7 sec.
	grams shelled / min	51.4	
6th			
Final grams unshelled		0.0	
Total grams shelled		6571.8	6.33 min.
Total grams shelled / min		1037.7	
HULLS		1725.6	

VARIETY: UF 09303 DATE: FEB 8, 2010

STAGE	GRATE	WEIGHT	TIME
1st	28 initial	6597.6	162 sec.
	grams shelled / min	1265.9	
2nd	25 unshelled	3179.6	224 sec.
	grams shelled / min	670.6	
3rd	22 unshelled	676.0	87 sec.
	grams shelled / min	381.1	
4th	19 unshelled	123.4	27 sec.
	grams shelled / min	274.2	
5th			
6th			
Final grams unshelled		0.0	
Total grams shelled		6597.6	8.33 min.
Total grams shelled / min		791.7	
HULLS		1681.6	

VARIETY: GA 052619 DATE: FEB 8, 2010

STAGE	GRATE	WEIGHT	TIME
1st	28 initial	6656.2	139 sec.
	grams shelled / min	1894.1	
2nd	25 unshelled	2268.2	130 sec.
	grams shelled / min	924.7	
3rd	22 unshelled	264.6	53 sec.
	grams shelled / min	275.1	
4th	19 unshelled	21.6	10 sec.
	grams shelled / min	129.6	
5th			
6th			
Final grams unshelled		0.0	
Total grams shelled		6656.2	5.53 min.
Total grams shelled / min		1202.9	
HULLS		1685.6	

VARIETY: GA 052621 DATE: FEB 8, 2010

STAGE	GRATE	WEIGHT	TIME
1st	29 initial	6688.6	165 sec.
	grams shelled / min	1827.9	
2nd	26 unshelled	1662.0	152 sec.
	grams shelled / min	555.8	
3rd	23 unshelled	254.0	46 sec.
	grams shelled / min	297.1	
4th	20 unshelled	26.2	17 sec.
	grams shelled / min	92.5	
5th			
6th			
Final grams unshelled		0.0	
Total grams shelled		6688.6	6.33 min.
Total grams shelled / min		1056.1	
HULLS		1575.0	

LOCATION 70 UPPT 2009 SHELLING DATA

VARIETY: GA 052675

DATE: FEB 11, 2010

STAGE	GRATE	WEIGHT	TIME
1st	26 initial	6492.0	327 sec.
	grams shelled / min	1162.2	
2nd	23 unshelled	158.0	33 sec.
	grams shelled / min	264.0	
3rd	20 unshelled	12.8	11 sec.
	grams shelled / min	69.8	
4th			
5th			
6th			
Final grams unshelled		0.0	
Total grams shelled		6492.0	6.18 min.
Total grams shelled / min		1049.9	
HULLS		1945.6	

VARIETY: P/T 09-01

DATE: FEB 11, 2010

GRATE	WEIGHT	TIME
30 initial	5790.8	180 sec.
grams shelled / min	1647.2	
27 unshelled	849.2	83 sec.
grams shelled / min	493.0	
24 unshelled	167.2	30 sec.
grams shelled / min	322.0	
21 unshelled	6.2	10 sec.
grams shelled / min	37.2	
Final grams unshelled		0.0
Total grams shelled		5790.8 5.05 min.
Total grams shelled / min		1146.7
HULLS		1901.8

VARIETY: P/T 09-02

DATE: FEB 11, 2010

STAGE	GRATE	WEIGHT	TIME
1st	29 initial	6720.6	181 sec.
	grams shelled / min	1635.6	
2nd	26 unshelled	1786.4	196 sec.
	grams shelled / min	495.8	
3rd	23 unshelled	166.8	27 sec.
	grams shelled / min	361.8	
4th	20 unshelled	4.0	7 sec.
	grams shelled / min	34.3	
5th			
6th			
Final grams unshelled		0.0	
Total grams shelled		6720.6	6.85 min.
Total grams shelled / min		981.1	
HULLS		1985.2	

VARIETY: EXP 27-1516

DATE: FEB 11, 2010

GRATE	WEIGHT	TIME
27 initial	6633.6	258 sec.
grams shelled / min	1513.6	
24 unshelled	125.0	26 sec.
grams shelled / min	278.3	
21 unshelled	4.4	7 sec.
grams shelled / min	37.7	
Final grams unshelled		0.0
Total grams shelled		6633.6 4.85 min.
Total grams shelled / min		1367.8
HULLS		1857.4

VARIETY: TXL061821

DATE: FEB 11, 2010

STAGE	GRATE	WEIGHT	TIME
1st	28 initial	6173.6	182 sec.
	grams shelled / min	1834.7	
2nd	25 unshelled	608.2	53 sec.
	grams shelled / min	641.0	
3rd	22 unshelled	42.0	12 sec.
	grams shelled / min	210.0	
4th			
5th			
6th			
Final grams unshelled		0.0	
Total grams shelled		6173.6	4.12 min.
Total grams shelled / min		1499.7	
HULLS		1962.4	

VARIETY: TXL061816

DATE: FEB 11, 2010

GRATE	WEIGHT	TIME
27 initial	6338.8	207 sec.
grams shelled / min	1628.3	
24 unshelled	721.2	82 sec.
grams shelled / min	448.8	
21 unshelled	107.8	23 sec.
grams shelled / min	263.0	
18 unshelled	7.0	7 sec.
grams shelled / min	60.0	
16 unshelled	0.0	1 sec.
grams shelled / min	0.0	
unshelled		
grams shelled / min		
Final grams unshelled		0.0
Total grams shelled		6338.8 5.33 min.
Total grams shelled / min		1188.5
HULLS		1831.8

LOCATION 70 UPPT 2009 SHELLING DATA

VARIETY: NC 7

DATE: FEB 11, 2010

STAGE	GRATE		WEIGHT	TIME
1st	31	initial	6632.8	176 sec.
		grams shelled / min	2220.0	
2nd	28	unshelled	120.8	25 sec.
		grams shelled / min	198.7	
3rd	25	unshelled	38.0	10 sec.
		grams shelled / min	228.0	
4th				
5th				
6th				
Final grams unshelled			0.0	
Total grams shelled			6632.8	3.52 min.
Total grams shelled / min			1886.1	
HULLS			2030.8	

VARIETY: N05006

DATE: FEB 11, 2010

STAGE	GRATE		WEIGHT	TIME
1st	29	initial	6455.6	243 sec.
		grams shelled / min	1568.5	
2nd	26	unshelled	103.0	29 sec.
		grams shelled / min	190.3	
3rd	23	unshelled	11.0	11 sec.
		grams shelled / min	60.0	
4th				
5th				
6th				
Final grams unshelled			0.0	
Total grams shelled			6455.6	4.72 min.
Total grams shelled / min			1368.7	
HULLS			2078.8	

VARIETY: N05008

DATE: FEB 11, 2010

STAGE	GRATE		WEIGHT	TIME
1st	30	initial	5913.8	241 sec.
		grams shelled / min	1420.6	
2nd	27	unshelled	207.6	44 sec.
		grams shelled / min	223.9	
3rd	24	unshelled	43.4	17 sec.
		grams shelled / min	140.5	
4th	21	unshelled	3.6	7 sec.
		grams shelled / min	30.9	
5th				
6th				
Final grams unshelled			0.0	
Total grams shelled			5913.8	5.15 min.
Total grams shelled / min			1148.3	
HULLS			1862.2	

VARIETY: N05024J

DATE: FEB 16, 2010

STAGE	GRATE		WEIGHT	TIME
1st	31	initial	5967.6	194 sec.
		grams shelled / min	1795.2	
2nd	28	unshelled	163.2	27 sec.
		grams shelled / min	266.7	
3rd	25	unshelled	43.2	10 sec.
		grams shelled / min	208.8	
4th	22	unshelled	8.4	7 sec.
		grams shelled / min	72.0	
5th				
6th				
Final grams unshelled			0.0	
Total grams shelled			5967.6	3.97 min.
Total grams shelled / min			1504.4	
HULLS			1871.6	

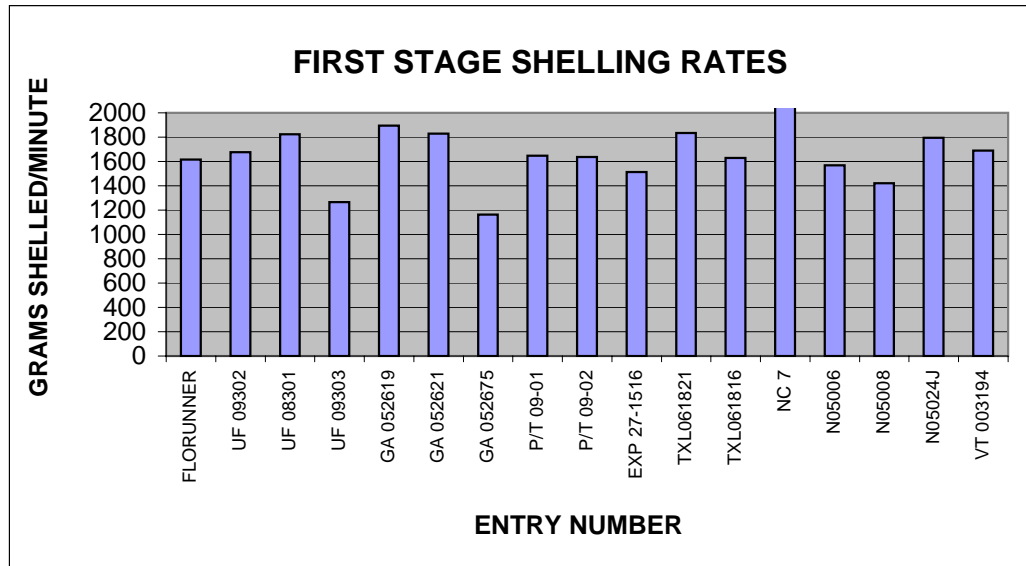
VARIETY: VT 003194

DATE: FEB 16, 2010

STAGE	GRATE		WEIGHT	TIME
1st	30	initial	6660.2	227 sec.
		grams shelled / min	1688.7	
2nd	27	unshelled	271.4	44 sec.
		grams shelled / min	286.9	
3rd	24	unshelled	61.0	17 sec.
		grams shelled / min	185.6	
4th	21	unshelled	8.4	7 sec.
		grams shelled / min	72.0	
5th				
6th				
Final grams unshelled			0.0	
Total grams shelled			6660.2	4.92 min.
Total grams shelled / min			1354.6	
HULLS			1992.6	

LOCATION 70 UPPT 2009 FIRST STAGE SHELLING RATES

<u>ENTRY NUMBER</u>	<u>GRAMS SHELLED / MINUTE</u>
FLORUNNER	1617.1
UF 09302	1675.9
UF 08301	1823.3
UF 09303	1265.9
GA 052619	1894.1
GA 052621	1827.9
GA 052675	1162.2
P/T 09-01	1647.2
P/T 09-02	1635.6
EXP 27-1516	1513.6
TXL061821	1834.7
TXL061816	1628.3
NC 7	2220.0
N05006	1568.5
N05008	1420.6
N05024J	1795.2
VT 003194	1688.7





United States Department of Agriculture



Agricultural Research Service
South Atlantic Area
National Peanut Research Laboratory
Dawson, GA

Uniform Peanut Performance Tests 2009



Shelling & Physical Properties



**Data Presented
by Variety**

EXP 27-1516 UPPT 2009 POD BULK DENSITY TABLE

LOCATION 10

BULK	Kg	cm	Kg/m3
DENSITY	6.01	23.80	271.86

LOCATION 25

BULK	Kg	cm	Kg/m3
DENSITY	6.46	24.05	289.02

LOCATION 50

BULK	Kg	cm	Kg/m3
DENSITY	4.36	16.83	279.09

LOCATION 63

BULK	Kg	cm	Kg/m3
DENSITY	6.53	27.30	257.39

LOCATION 20

BULK	Kg	cm	Kg/m3
DENSITY	5.15	20.73	267.25

LOCATION 30

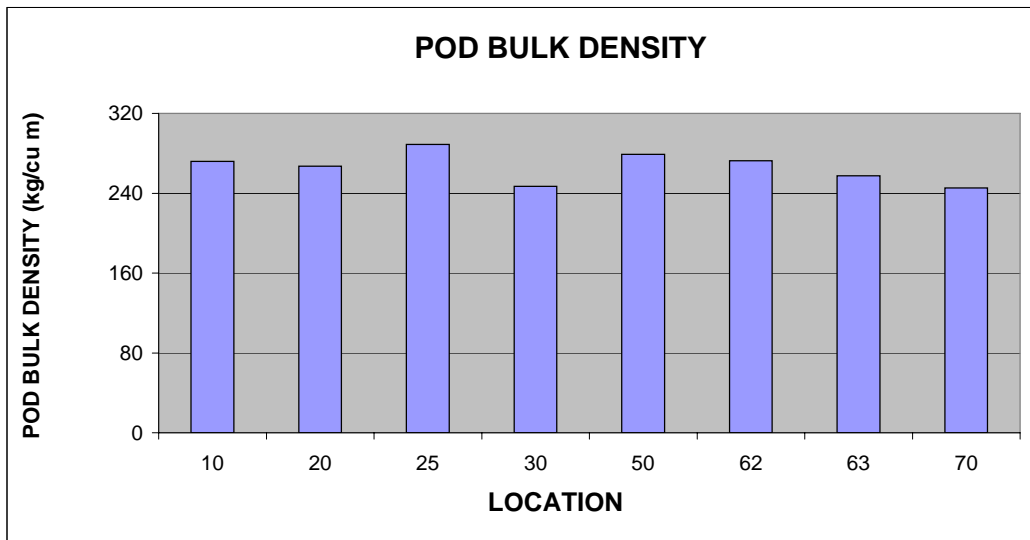
BULK	Kg	cm	Kg/m3
DENSITY	6.37	27.80	246.80

LOCATION 62

BULK	Kg	cm	Kg/m3
DENSITY	6.38	25.20	272.64

LOCATION 70

BULK	Kg	cm	Kg/m3
DENSITY	6.83	30.00	245.19



EXP 27-1516 UPPT 2009 COMMERCIAL GRADE SIZE WEIGHT PERCENT TABLE

LOCATION 10

JUMBO	46.18
MEDIUM	30.59
NUMBER 1	4.80
- 16	5.26
SPLITS	13.17

LOCATION 20

JUMBO	31.64
MEDIUM	42.93
NUMBER 1	8.97
- 16	4.36
SPLITS	12.10

LOCATION 25

JUMBO	36.11
MEDIUM	33.82
NUMBER 1	7.21
- 16	6.16
SPLITS	16.70

LOCATION 30

JUMBO	20.84
MEDIUM	44.49
NUMBER 1	14.44
- 16	11.45
SPLITS	8.78

LOCATION 50

JUMBO	36.88
MEDIUM	38.45
NUMBER 1	8.48
- 16	5.16
SPLITS	11.03

LOCATION 62

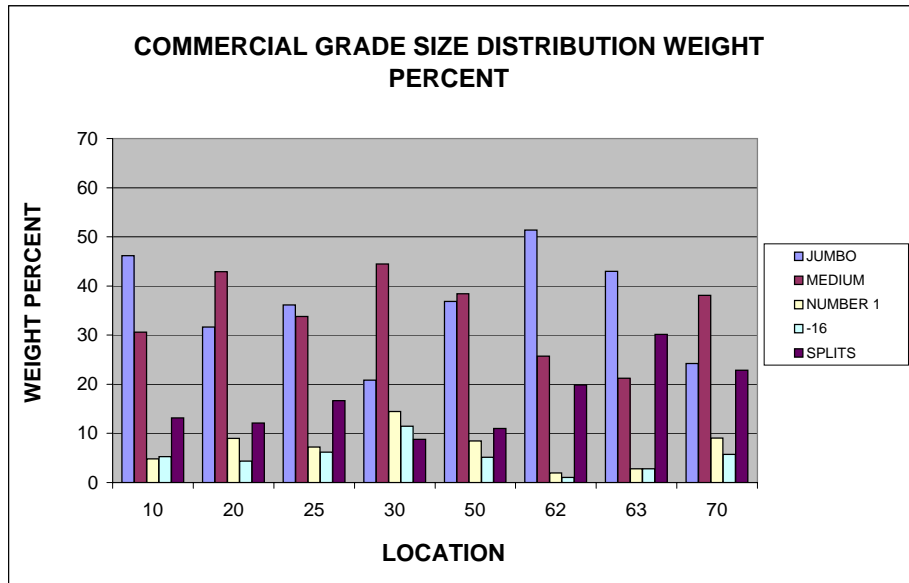
JUMBO	51.39
MEDIUM	25.69
NUMBER 1	1.97
- 16	1.07
SPLITS	19.89

LOCATION 63

JUMBO	42.97
MEDIUM	21.23
NUMBER 1	2.82
- 16	2.82
SPLITS	30.16

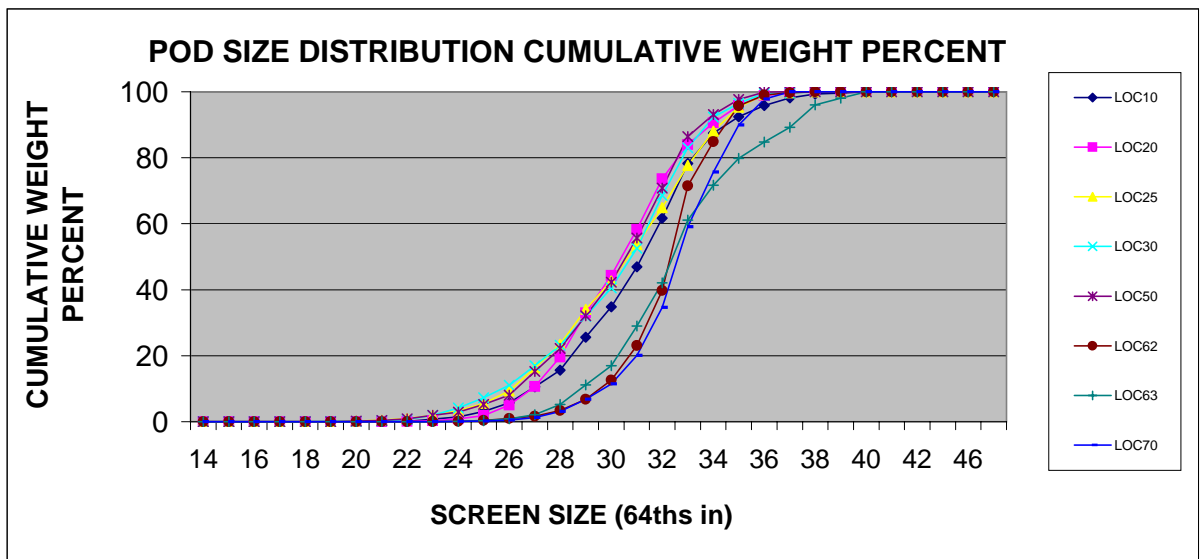
LOCATION 70

JUMBO	24.23
MEDIUM	38.08
NUMBER 1	9.07
- 16	5.75
SPLITS	22.88



EXP 27-1516 UPPT 2009 POD SIZE DISTRIBUTION CUMULATIVE WEIGHT PERCENT TABLE

SCREEN SIZE	LOCATION							
	10	20	25	30	50	62	63	70
14	0.00	0.00	0.00	0.00	0.00	0.00	0.00	0.00
15	0.00	0.00	0.00	0.00	0.00	0.00	0.00	0.00
16	0.00	0.00	0.00	0.00	0.00	0.00	0.00	0.00
17	0.00	0.00	0.00	0.00	0.00	0.00	0.00	0.00
18	0.00	0.00	0.00	0.00	0.00	0.00	0.00	0.00
19	0.00	0.00	0.00	0.05	0.00	0.00	0.00	0.00
20	0.00	0.00	0.17	0.12	0.17	0.00	0.00	0.00
21	0.00	0.00	0.45	0.32	0.43	0.00	0.00	0.00
22	0.11	0.10	0.99	0.69	0.83	0.00	0.00	0.00
23	0.82	0.25	1.97	1.97	1.93	0.00	0.00	0.00
24	1.42	0.83	3.26	4.15	2.89	0.11	0.05	0.08
25	3.13	1.84	5.54	7.29	5.21	0.42	0.24	0.24
26	5.73	5.03	9.31	11.04	8.09	0.96	0.83	0.51
27	10.55	10.63	16.31	17.00	15.21	1.66	2.16	1.26
28	15.59	19.58	23.46	23.16	22.20	3.41	5.24	3.14
29	25.62	33.01	34.03	31.92	32.11	6.76	11.14	6.81
30	34.87	44.35	42.66	40.55	42.31	12.61	16.93	11.41
31	46.94	58.33	53.70	52.54	55.65	23.09	28.96	20.04
32	61.68	73.59	64.86	68.62	70.76	39.74	42.07	34.61
33	78.23	84.00	77.73	83.05	86.39	71.45	61.09	59.07
34	87.47	90.64	88.08	92.37	93.07	84.90	71.64	75.63
35	92.43	95.87	95.31	96.55	97.72	95.76	79.84	89.90
36	95.79	98.87	99.15	99.50	99.89	99.00	84.76	97.82
37	98.17	99.70	99.75	99.65	100.00	99.75	89.22	100.00
38	99.28	100.00	100.00	100.00	100.00	100.00	96.01	100.00
39	99.64	100.00	100.00	100.00	100.00	100.00	98.04	100.00
40	100.00	100.00	100.00	100.00	100.00	100.00	100.00	100.00
41	100.00	100.00	100.00	100.00	100.00	100.00	100.00	100.00
42	100.00	100.00	100.00	100.00	100.00	100.00	100.00	100.00
44	100.00	100.00	100.00	100.00	100.00	100.00	100.00	100.00
46	100.00	100.00	100.00	100.00	100.00	100.00	100.00	100.00
48	100.00	100.00	100.00	100.00	100.00	100.00	100.00	100.00



EXP 27-1516 UPPT 2009 SEED COUNT/POUND TABLE

LOCATION 10

JUMBO	582
MEDIUM	796
NUMBER 1	1140
SPLITS	1512

LOCATION 20

JUMBO	602
MEDIUM	761
NUMBER 1	1008
SPLITS	1564

LOCATION 25

JUMBO	615
MEDIUM	751
NUMBER 1	1233
SPLITS	1564

LOCATION 30

JUMBO	704
MEDIUM	867
NUMBER 1	1296
SPLITS	1898

LOCATION 50

JUMBO	632
MEDIUM	769
NUMBER 1	1187
SPLITS	1632

LOCATION 62

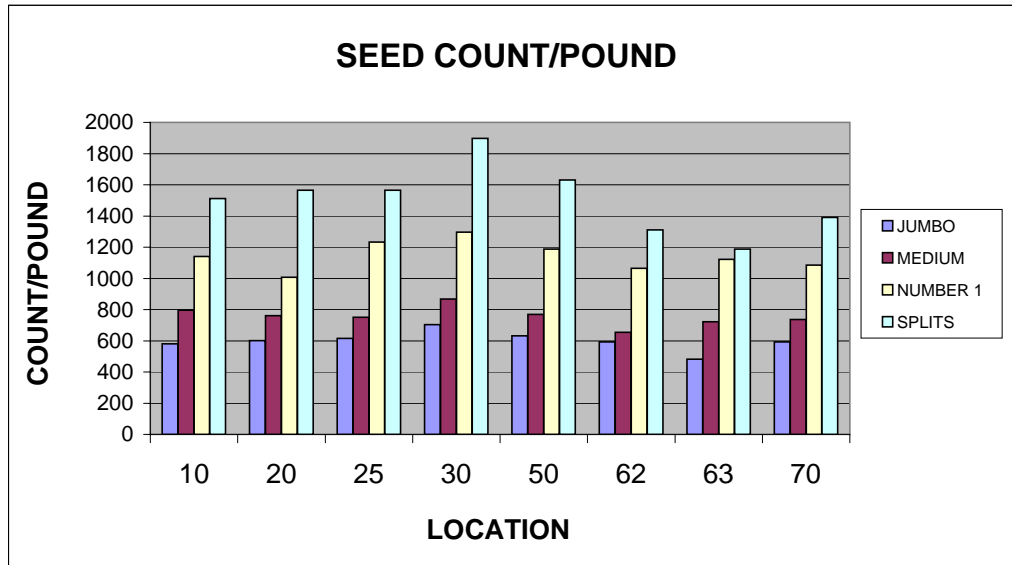
JUMBO	592
MEDIUM	654
NUMBER 1	1065
SPLITS	1311

LOCATION 63

JUMBO	482
MEDIUM	722
NUMBER 1	1123
SPLITS	1187

LOCATION 70

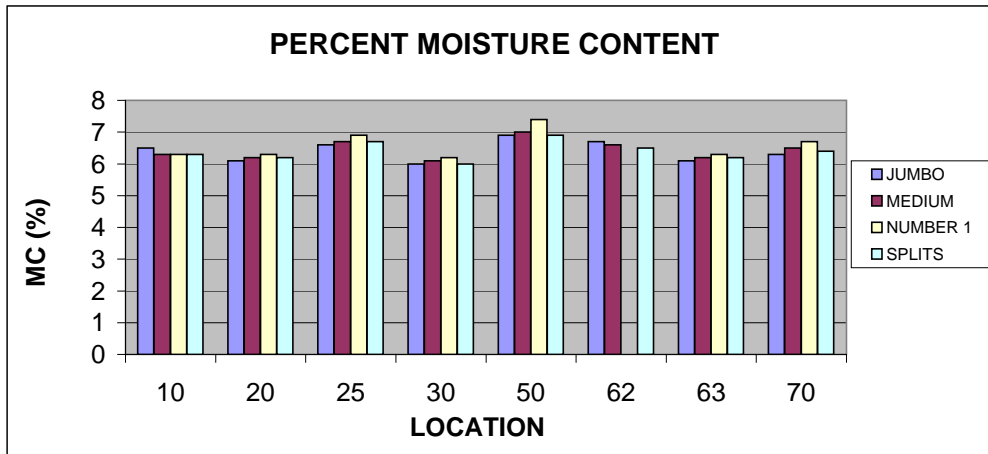
JUMBO	592
MEDIUM	736
NUMBER 1	1085
SPLITS	1391



EXP 27-1516 UPPT 2009 GAC 2000 SEED MOISTURE CONTENT TABLE

<u>LOCATION 10</u>		<u>LOCATION 20</u>		<u>LOCATION 25</u>	
JUMBO	6.5	JUMBO	6.1	JUMBO	6.6
MEDIUM	6.3	MEDIUM	6.2	MEDIUM	6.7
NUMBER 1	6.5	NUMBER 1	6.3	NUMBER 1	6.9
SPLITS	6.3	SPLITS	6.2	SPLITS	6.7
<u>LOCATION 30</u>		<u>LOCATION 50</u>		<u>LOCATION 62</u>	
JUMBO	6.0	JUMBO	6.9	JUMBO	6.7
MEDIUM	6.1	MEDIUM	7.0	MEDIUM	6.6
NUMBER 1	6.2	NUMBER 1	7.4	NUMBER 1	N/A
SPLITS	6.0	SPLITS	6.9	SPLITS	6.5
<u>LOCATION 63</u>		<u>LOCATION 70</u>			
JUMBO	6.1	JUMBO	6.3		
MEDIUM	6.2	MEDIUM	6.5		
NUMBER 1	6.3	NUMBER 1	6.7		
SPLITS	6.2	SPLITS	6.4		

* NA INDICATES THAT THERE WAS NOT ENOUGH MATERIAL FOR THE GAC 2000 MOISTURE METER TO READ



LOCATION 10 UPPT 2009 SHELLING DATA

VARIETY: EXP 27-1516 DATE: FEB 22, 2010

STAGE	GRATE	WEIGHT	TIME
1st	30 initial	5811.0	129 sec.
	grams shelled / min	2199.1	
2nd	27 unshelled	1083.0	64 sec.
	grams shelled / min	704.4	
3rd	24 unshelled	331.6	59 sec.
	grams shelled / min	270.5	
4th	21 unshelled	65.6	19 sec.
	grams shelled / min	193.9	
5th	18 unshelled	4.2	7 sec.
	grams shelled / min	36.0	
6th			
Final grams unshelled		0.0	
Total grams shelled		5811.0	4.63 min.
Total grams shelled / min		1254.2	
HULLS		1359.2	

LOCATION 20 UPPT 2009 SHELLING DATA

VARIETY: EXP 27-1516 DATE: MAR. 4, 2010

STAGE	GRATE	WEIGHT	TIME
1st	29 initial	4945.6	117 sec.
	grams shelled / min	2100.4	
2nd	26 unshelled	849.8	74 sec.
	grams shelled / min	575.0	
3rd	23 unshelled	140.6	22 sec.
	grams shelled / min	348.0	
4th	20 unshelled	13.0	9 sec.
	grams shelled / min	86.7	
6th			
Final grams unshelled		0.0	
Total grams shelled		4945.6	3.70 min.
Total grams shelled / min		1336.6	
HULLS		1210.0	

LOCATION 25 UPPT 2009 SHELLING DATA

VARIETY: EXP 27-1516 DATE: DEC. 7, 2009

STAGE	GRATE	WEIGHT	TIME
1st	30 initial	6257.6	163 sec.
	grams shelled / min	1601.2	
2nd	27 unshelled	1907.6	118 sec.
	grams shelled / min	541.4	
3rd	24 unshelled	842.8	136 sec.
	grams shelled / min	251.2	
4th	21 unshelled	273.4	98 sec.
	grams shelled / min	141.7	
5th	18 unshelled	42.0	19 sec.
	grams shelled / min	132.6	
6th			
Final grams unshelled		0.0	
Total grams shelled		6257.6	8.90 min.
Total grams shelled / min		703.1	
HULLS		1501.2	

LOCATION 30 UPPT 2009 SHELLING DATA

VARIETY: EXP 27-1516 DATE: NOV 19, 2008

STAGE	GRATE	WEIGHT	TIME
1st	29 initial	6174.2	145 sec.
	grams shelled / min	1993.3	
2nd	26 unshelled	1357.0	90 sec.
	grams shelled / min	616.9	
3rd	23 unshelled	431.6	76 sec.
	grams shelled / min	238.3	
4th	20 unshelled	129.8	33 sec.
	grams shelled / min	190.5	
5th	17 unshelled	25.0	11 sec.
	grams shelled / min	136.4	
6th			
Final grams unshelled		0.0	
Total grams shelled		6174.2	5.92 min.
Total grams shelled / min		1043.5	
HULLS		1830.6	

LOCATION 50 UPPT 2009 SHELLING DATA

VARIETY: EXP 27-1516 DATE: JAN 13, 2010

STAGE	GRATE	WEIGHT	TIME
1st	29 initial	4162.4	109 sec.
	grams shelled / min	1804.5	
2nd	26 unshelled	884.2	80 sec.
	grams shelled / min	521.1	
3rd	23 unshelled	189.4	35 sec.
	grams shelled / min	238.6	
4th	20 unshelled	50.2	14 sec.
	grams shelled / min	186.9	
5th	17 unshelled	6.6	7 sec.
	grams shelled / min	56.6	
6th			
Final grams unshelled		0.0	
Total grams shelled		4162.4	4.08 min.
Total grams shelled / min		1019.4	
HULLS		1057.8	

LOCATION 62 UPPT 2009 SHELLING DATA

VARIETY: EXP 27-1516 DATE: MAR 23, 2010

STAGE	GRATE	WEIGHT	TIME
1st	28 initial	6183.0	182 sec.
	grams shelled / min	1982.8	
2nd	25 unshelled	168.4	26 sec.
	grams shelled / min	320.8	
3rd	22 unshelled	29.4	10 sec.
	grams shelled / min	168.0	
4th	19 unshelled	1.4	5 sec.
	grams shelled / min	16.8	
6th			
Final grams unshelled		0.0	
Total grams shelled		6183.0	3.72 min.
Total grams shelled / min		1663.6	
HULLS		1483.4	

LOCATION 63 UPPT 2009 SHELLING DATA

VARIETY: EXP 27-1516 DATE: MAR, 10, 2010

STAGE	GRATE	WEIGHT	TIME
1st	30 initial	6328.0	176 sec.
	grams shelled / min	1820.0	
2nd	27 unshelled	989.4	79 sec.
	grams shelled / min	566.4	
3rd	24 unshelled	243.6	48 sec.
	grams shelled / min	278.5	
4th	21 unshelled	20.8	12 sec.
	grams shelled / min	104.0	
5th			
6th			
Final grams unshelled		0.0	
Total grams shelled		6328.0	5.25 min.
Total grams shelled / min		1205.3	
HULLS		1622.8	

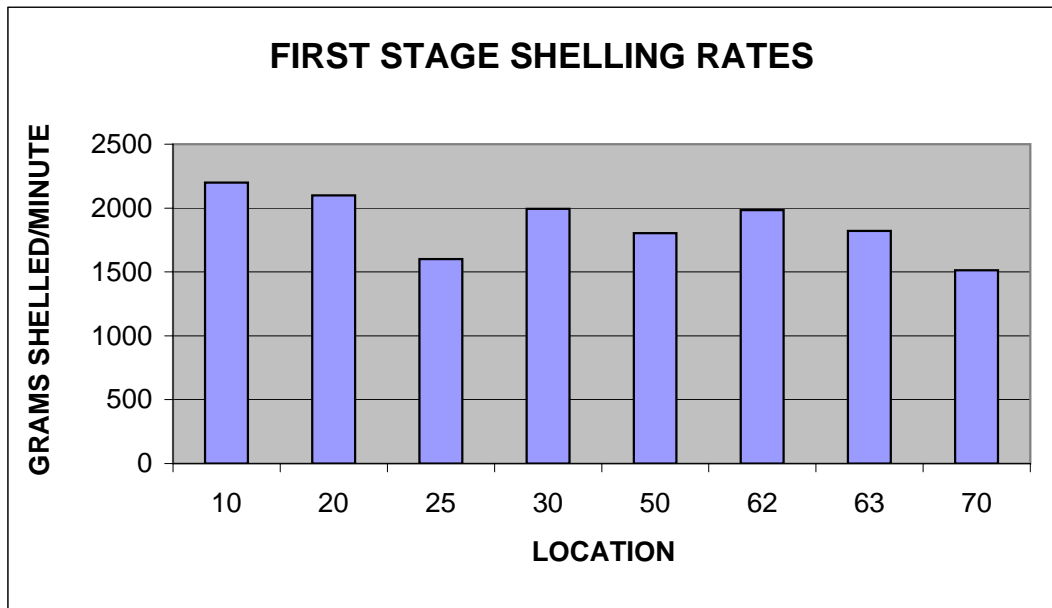
LOCATION 70 UPPT 2009 SHELLING DATA

VARIETY: EXP 27-1516 DATE: FEB 11, 2010

GRATE	WEIGHT	TIME
27 initial	6633.6	258 sec.
	grams shelled / min	1513.6
24 unshelled	125.0	26 sec.
	grams shelled / min	278.3
21 unshelled	4.4	7 sec.
	grams shelled / min	37.7
Final grams unshelled		0.0
Total grams shelled		6633.6
Total grams shelled / min		1367.8
HULLS		1857.4

EXP 27-1516 UPPT 2009 FIRST STAGE SHELLING RATES

<u>LOCATION</u>	<u>GRAMS SHELLED / MINUTE</u>
10	2199.1
20	2100.4
25	1601.2
30	1993.3
50	1804.5
62	1982.8
63	1820.0
70	1513.6



FLORUNNER UPPT 2009 POD BULK DENSITY TABLE

LOCATION 10

	Kg	cm	Kg/m3
BULK			
DENSITY	6.37	23.13	296.60

LOCATION 25

	Kg	cm	Kg/m3
BULK			
DENSITY	6.70	22.88	315.33

LOCATION 50

	Kg	cm	Kg/m3
BULK			
DENSITY	4.42	15.75	302.17

LOCATION 63

	Kg	cm	Kg/m3
BULK			
DENSITY	6.48	22.45	310.69

LOCATION 20

	Kg	cm	Kg/m3
BULK			
DENSITY	5.80	21.13	295.53

LOCATION 30

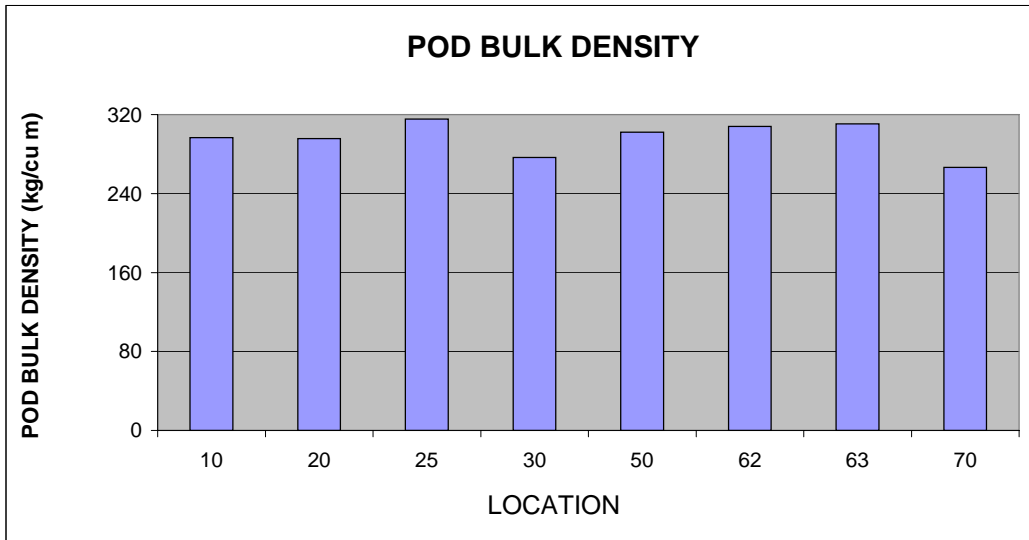
	Kg	cm	Kg/m3
BULK			
DENSITY	5.82	22.63	276.68

LOCATION 62

	Kg	cm	Kg/m3
BULK			
DENSITY	6.48	22.65	308.12

LOCATION 70

	Kg	cm	Kg/m3
BULK			
DENSITY	6.88	27.78	266.53



FLORUNNER UPPT 2009 COMMERCIAL GRADE SIZE WEIGHT PERCENT TABLE

LOCATION 10

JUMBO	24.09
MEDIUM	47.08
NUMBER 1	9.70
- 16	8.79
SPLITS	10.34

LOCATION 20

JUMBO	23.60
MEDIUM	50.75
NUMBER 1	8.91
- 16	5.43
SPLITS	11.31

LOCATION 25

JUMBO	23.69
MEDIUM	38.87
NUMBER 1	10.04
- 16	10.48
SPLITS	16.92

LOCATION 30

JUMBO	10.06
MEDIUM	40.26
NUMBER 1	18.13
- 16	21.44
SPLITS	10.12

LOCATION 50

JUMBO	20.59
MEDIUM	44.48
NUMBER 1	11.93
- 16	9.16
SPLITS	13.84

LOCATION 62

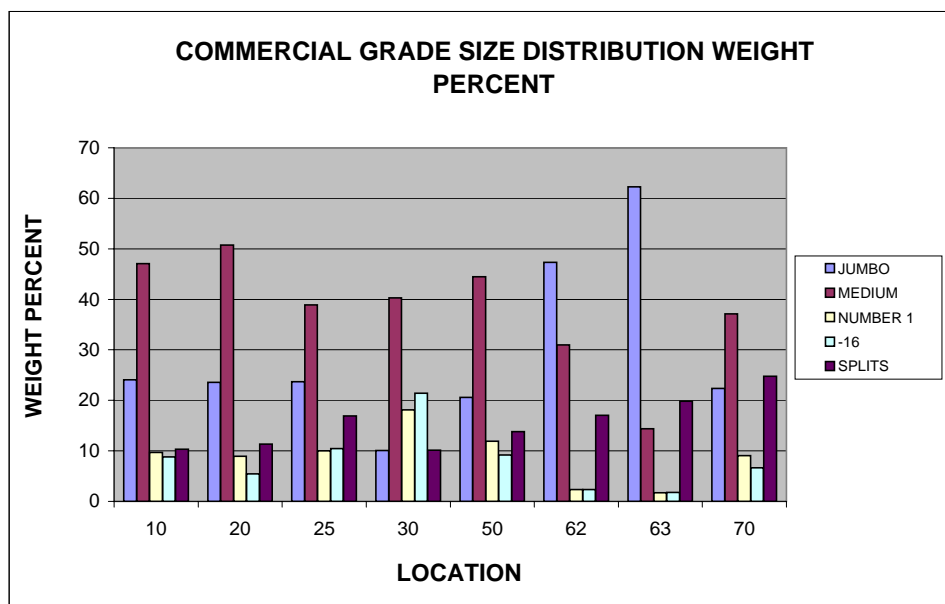
JUMBO	47.31
MEDIUM	30.96
NUMBER 1	2.37
- 16	2.35
SPLITS	17.01

LOCATION 63

JUMBO	62.27
MEDIUM	14.38
NUMBER 1	1.73
- 16	1.76
SPLITS	19.86

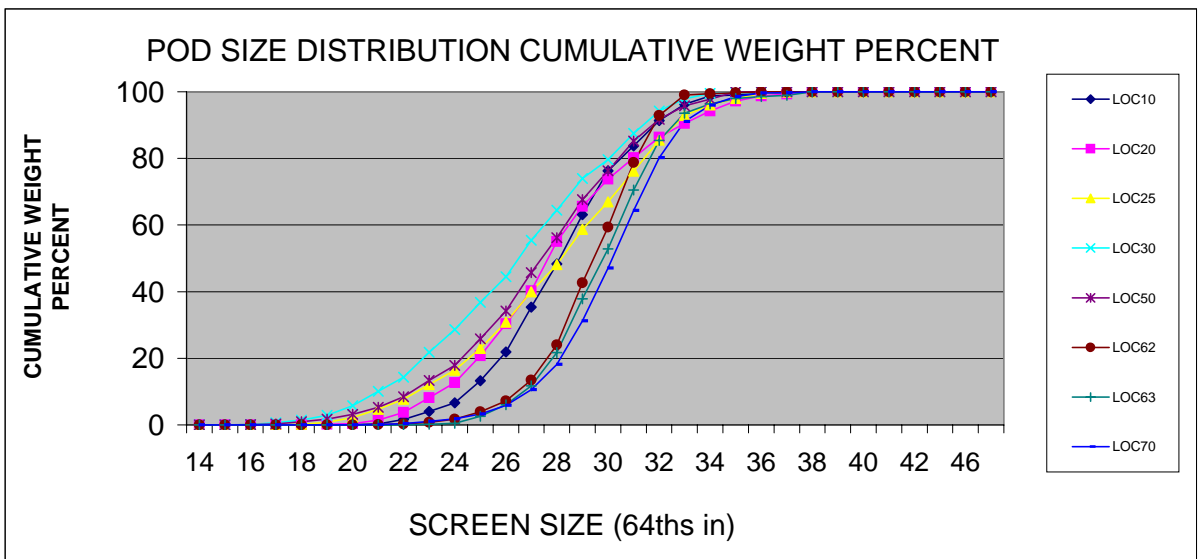
LOCATION 70

JUMBO	22.38
MEDIUM	37.15
NUMBER 1	9.08
- 16	6.65
SPLITS	24.74



FLORUNNER UPPT 2009 POD SIZE DISTRIBUTION CUMULATIVE WEIGHT PERCENT TABLE

SCREEN SIZE	LOCATION							
	10	20	25	30	50	62	63	70
14	0.00	0.00	0.00	0.00	0.00	0.00	0.00	0.00
15	0.00	0.00	0.00	0.00	0.00	0.00	0.00	0.00
16	0.00	0.00	0.00	0.13	0.06	0.00	0.00	0.00
17	0.00	0.00	0.01	0.69	0.27	0.00	0.00	0.00
18	0.00	0.00	0.18	1.45	0.91	0.00	0.00	0.00
19	0.00	0.16	0.81	2.91	1.71	0.00	0.00	0.00
20	0.06	0.41	2.17	5.74	3.13	0.00	0.00	0.00
21	0.32	1.42	4.66	10.09	5.30	0.11	0.00	0.10
22	1.60	3.76	7.72	14.32	8.46	0.24	0.05	0.37
23	4.01	8.21	12.13	21.82	13.34	0.81	0.23	1.04
24	6.66	12.64	16.45	28.59	17.84	1.76	0.53	1.79
25	13.21	20.71	22.93	36.76	25.82	3.96	2.57	3.30
26	21.87	30.34	30.83	44.50	34.21	7.25	6.05	5.89
27	35.35	40.21	39.92	55.38	45.70	13.46	11.69	10.54
28	48.33	55.04	48.09	64.44	56.17	24.06	21.72	18.13
29	63.08	65.63	58.73	73.98	67.58	42.68	37.82	31.26
30	76.27	73.78	67.00	79.60	76.28	59.32	52.86	47.02
31	83.74	80.18	76.16	87.53	85.24	78.77	70.49	64.32
32	91.31	86.31	85.46	94.28	91.75	92.88	85.38	80.24
33	96.25	90.50	92.89	97.86	95.76	99.01	93.61	91.05
34	98.79	94.21	96.08	99.54	97.80	99.46	96.36	95.95
35	99.00	97.26	98.02	99.70	100.00	99.72	98.02	98.58
36	99.50	98.74	99.48	99.86	100.00	100.00	98.54	99.58
37	99.82	99.37	99.90	100.00	100.00	100.00	98.95	99.72
38	100.00	100.00	100.00	100.00	100.00	100.00	100.00	100.00
39	100.00	100.00	100.00	100.00	100.00	100.00	100.00	100.00
40	100.00	100.00	100.00	100.00	100.00	100.00	100.00	100.00
41	100.00	100.00	100.00	100.00	100.00	100.00	100.00	100.00
42	100.00	100.00	100.00	100.00	100.00	100.00	100.00	100.00
44	100.00	100.00	100.00	100.00	100.00	100.00	100.00	100.00
46	100.00	100.00	100.00	100.00	100.00	100.00	100.00	100.00
48	100.00	100.00	100.00	100.00	100.00	100.00	100.00	100.00



FLORUNNER UPPT 2009 SEED COUNT/POUND TABLE

LOCATION 10

JUMBO	663
MEDIUM	834
NUMBER 1	1175
SPLITS	1874

LOCATION 20

JUMBO	637
MEDIUM	856
NUMBER 1	1233
SPLITS	1922

LOCATION 25

JUMBO	663
MEDIUM	828
NUMBER 1	1303
SPLITS	1874

LOCATION 30

JUMBO	701
MEDIUM	941
NUMBER 1	1350
SPLITS	2202

LOCATION 50

JUMBO	655
MEDIUM	856
NUMBER 1	1075
SPLITS	2043

LOCATION 62

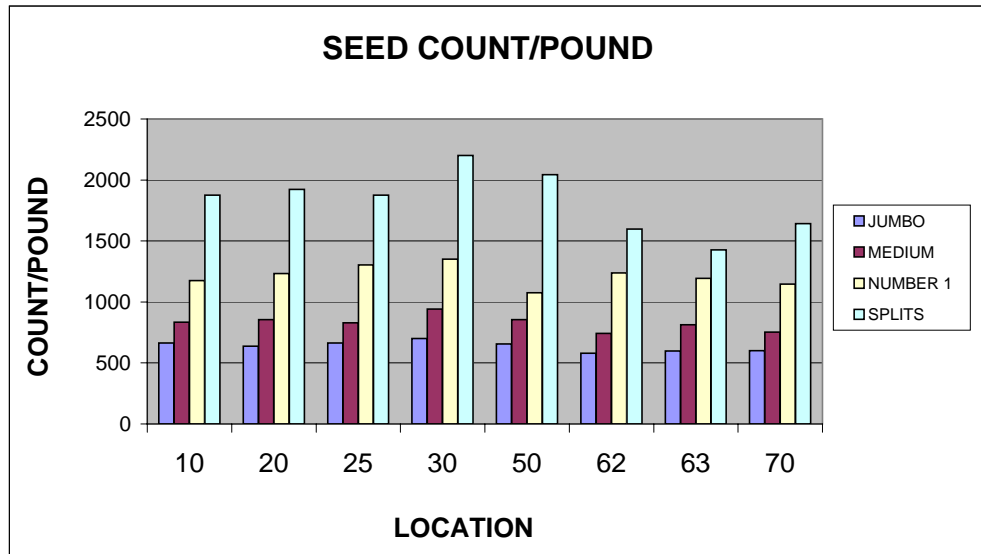
JUMBO	580
MEDIUM	741
NUMBER 1	1239
SPLITS	1597

LOCATION 63

JUMBO	597
MEDIUM	813
NUMBER 1	1194
SPLITS	1426

LOCATION 70

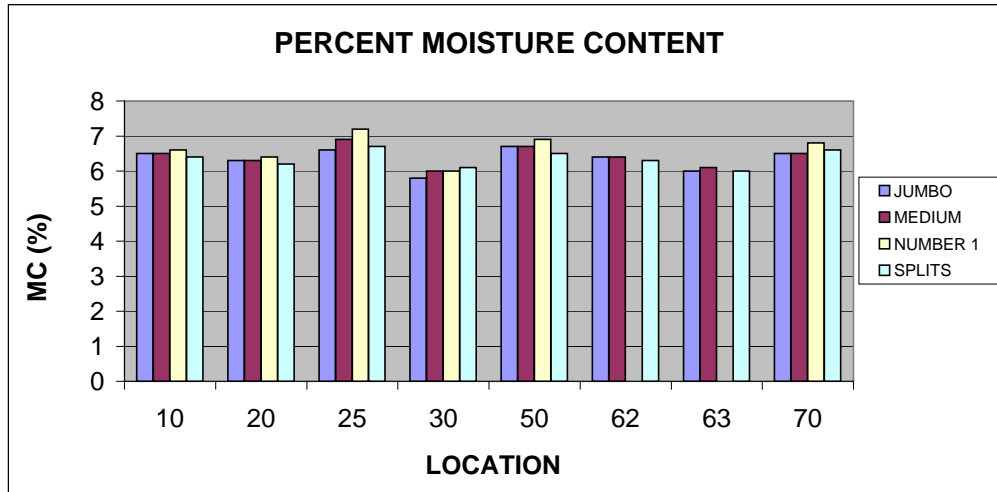
JUMBO	602
MEDIUM	753
NUMBER 1	1145
SPLITS	1643



FLOORNER UPPT 2009 GAC 2000 SEED MOISTURE CONTENT TABLE

<u>LOCATION 10</u>		<u>LOCATION 20</u>		<u>LOCATION 25</u>	
JUMBO	6.5	JUMBO	6.3	JUMBO	6.6
MEDIUM	6.5	MEDIUM	6.3	MEDIUM	6.9
NUMBER 1	6.6	NUMBER 1	6.4	NUMBER 1	7.2
SPLITS	6.4	SPLITS	6.2	SPLITS	6.7
<u>LOCATION 30</u>		<u>LOCATION 50</u>		<u>LOCATION 62</u>	
JUMBO	5.8	JUMBO	6.7	JUMBO	6.4
MEDIUM	6.0	MEDIUM	6.7	MEDIUM	6.4
NUMBER 1	6.0	NUMBER 1	6.9	NUMBER 1	N/A
SPLITS	6.1	SPLITS	6.5	SPLITS	6.3
<u>LOCATION 63</u>		<u>LOCATION 70</u>			
JUMBO	6.0	JUMBO	6.5		
MEDIUM	6.1	MEDIUM	6.5		
NUMBER 1	N/A	NUMBER 1	6.8		
SPLITS	6.0	SPLITS	6.6		

* NA INDICATES THAT THERE WAS NOT ENOUGH MATERIAL FOR THE GAC 2000 MOISTURE METER TO READ



LOCATION 10 UPPT 2009 SHELLING DATA

VARIETY: FLORUNNER DATE: FEB 18, 2010

STAGE	GRATE	WEIGHT	TIME
1st	30 initial	6172.0	98 sec.
	grams shelled / min	1998.9	
2nd	27 unshelled	2907.2	83 sec.
	grams shelled / min	1174.8	
3rd	24 unshelled	1282.0	98 sec.
	grams shelled / min	523.7	
4th	21 unshelled	426.6	89 sec.
	grams shelled / min	237.7	
5th	18 unshelled	74.0	21 sec.
	grams shelled / min	209.1	
6th	16 unshelled	0.8	7 sec.
	grams shelled / min	6.9	
Final grams unshelled		0.0	
Total grams shelled		6172.0	6.60 min.
Total grams shelled / min		935.2	
HULLS		1391.6	

LOCATION 20 UPPT 2009 SHELLING DATA

VARIETY: FLORUNNER DATE: MAR. 3, 2010

GRATE	WEIGHT	TIME
29 initial	5600.0	96 sec.
grams shelled / min	1927.4	
26 unshelled	2516.2	105 sec.
grams shelled / min	893.3	
23 unshelled	953.0	105 sec.
grams shelled / min	352.6	
20 unshelled	336.0	75 sec.
grams shelled / min	228.0	
17 unshelled	51.0	16 sec.
grams shelled / min	191.3	
Final grams unshelled		0.0
Total grams shelled		5600.0 6.62 min.
Total grams shelled / min		846.3
HULLS		1138.4

LOCATION 25 UPPT 2009 SHELLING DATA

VARIETY: FLORUNNER DATE: DEC. 4, 2009

STAGE	GRATE	WEIGHT	TIME
1st	29 initial	6501.2	146 sec.
	grams shelled / min	1193.9	
2nd	26 unshelled	3596.0	205 sec.
	grams shelled / min	476.1	
3rd	23 unshelled	1969.4	280 sec.
	grams shelled / min	250.7	
4th	20 unshelled	799.6	171 sec.
	grams shelled / min	132.8	
5th	17 unshelled	421.2	335 sec.
	grams shelled / min	74.0	
6th	16 unshelled	8.2	10 sec.
	grams shelled / min	49.2	
Final grams unshelled		0.0	
Total grams shelled		6501.2	19.12 min.
Total grams shelled / min		340.1	
HULLS		1471.4	

LOCATION 30 UPPT 2009 SHELLING DATA

VARIETY: FLORUNNER DATE: NOV. 18, 2009

GRATE	WEIGHT	TIME
28 initial	5615.6	99 sec.
grams shelled / min	1552.2	
25 unshelled	3054.4	95 sec.
grams shelled / min	901.4	
22 unshelled	1627.2	107 sec.
grams shelled / min	392.5	
19 unshelled	927.2	271 sec.
grams shelled / min	168.2	
16 unshelled	167.6	60 sec.
grams shelled / min	167.6	
Final grams unshelled		0.0
Total grams shelled		5615.6 10.53 min.
Total grams shelled / min		533.1
HULLS		1578.4

LOCATION 50 UPPT 2009 SHELLING DATA

VARIETY: FLORUNNER DATE: JAN 12, 2010

STAGE	GRATE	WEIGHT	TIME
1st	27 initial	4221.4	111 sec.
	grams shelled / min	1443.1	
2nd	24 unshelled	1551.6	127 sec.
	grams shelled / min	405.6	
3rd	21 unshelled	693.0	139 sec.
	grams shelled / min	199.3	
4th	18 unshelled	231.2	67 sec.
	grams shelled / min	170.5	
5th	16 unshelled	40.8	23 sec.
	grams shelled / min	106.4	
6th			
Final grams unshelled		0.0	
Total grams shelled		4221.4	7.78 min.
Total grams shelled / min		542.4	
HULLS		973.6	

LOCATION 62 UPPT 2009 SHELLING DATA

VARIETY: FLORUNNER DATE: MAR 22, 2010

GRATE	WEIGHT	TIME
27 initial	6283.6	165 sec.
grams shelled / min	1819.2	
24 unshelled	1280.8	107 sec.
grams shelled / min	558.5	
21 unshelled	284.8	64 sec.
grams shelled / min	242.4	
18 unshelled	26.2	9 sec.
grams shelled / min	174.7	
Final grams unshelled		0.0
Total grams shelled		6283.6 5.75 min.
Total grams shelled / min		1092.8
HULLS		1360.2

LOCATION 63 UPPT 2009 SHELLING DATA

VARIETY: FLORUNNER DATE: MAR. 9, 2010

STAGE	GRATE	WEIGHT	TIME
1st	30 initial	6280.0	119 sec.
	grams shelled / min	2293.0	
2nd	27 unshelled	1732.2	85 sec.
	grams shelled / min	841.3	
3rd	24 unshelled	540.4	62 sec.
	grams shelled / min	443.0	
4th	21 unshelled	82.6	14 sec.
	grams shelled / min	340.3	
5th	18 unshelled	3.2	7 sec.
	grams shelled / min	27.4	
6th			
Final grams unshelled		0.0	
Total grams shelled		6280.0	4.78 min.
Total grams shelled / min		1312.9	
HULLS		1227.8	

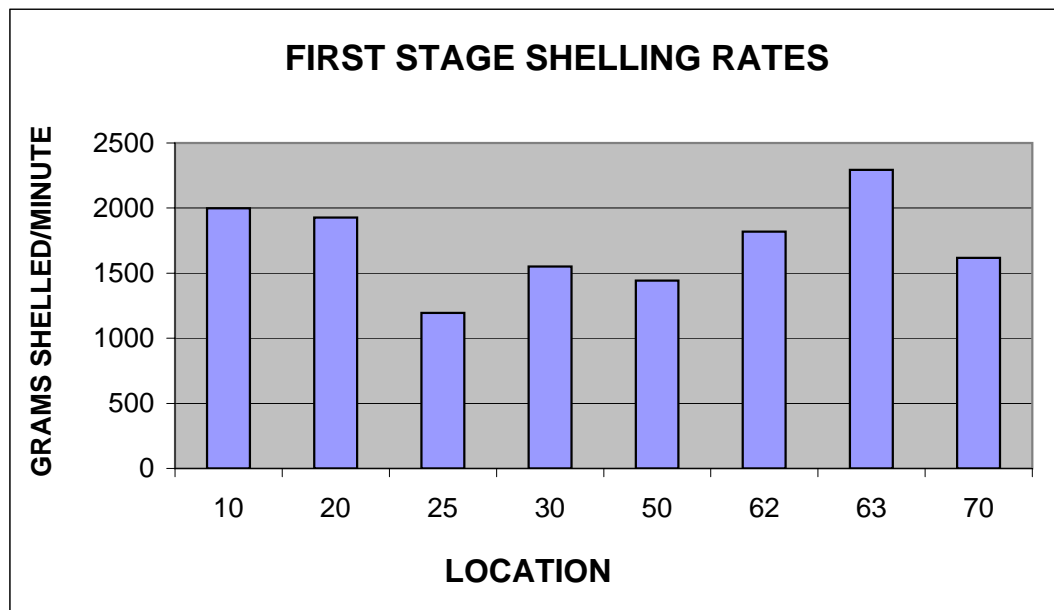
LOCATION 70 UPPT 2009 SHELLING DATA

VARIETY: FLORUNNER DATE: FEB 8, 2010

GRATE	WEIGHT	TIME
28 initial	6677.4	172 sec.
	grams shelled / min	1617.1
25 unshelled	2041.8	143 sec.
	grams shelled / min	704.9
22 unshelled	361.8	71 sec.
	grams shelled / min	274.6
19 unshelled	36.8	15 sec.
	grams shelled / min	147.2
Final grams unshelled		0.0
Total grams shelled		6677.4 6.68 min.
Total grams shelled / min		999.1
HULLS		1669.4

FLORUNNER UPPT 2009 FIRST STAGE SHELLING RATES

<u>LOCATION</u>	<u>GRAMS SHELLED / MINUTE</u>
10	1998.9
20	1927.4
25	1193.9
30	1552.2
50	1443.1
62	1819.2
63	2293.0
70	1617.1



GA 052619 UPPT 2009 POD BULK DENSITY TABLE

LOCATION 10

	Kg	cm	Kg/m3
BULK			
DENSITY	6.30	23.00	294.81

LOCATION 25

	Kg	cm	Kg/m3
BULK			
DENSITY	6.54	21.10	333.60

LOCATION 50

	Kg	cm	Kg/m3
BULK			
DENSITY	4.40	14.75	321.09

LOCATION 63

	Kg	cm	Kg/m3
BULK			
DENSITY	6.72	22.80	317.06

LOCATION 20

	Kg	cm	Kg/m3
BULK			
DENSITY	5.08	18.28	299.25

LOCATION 30

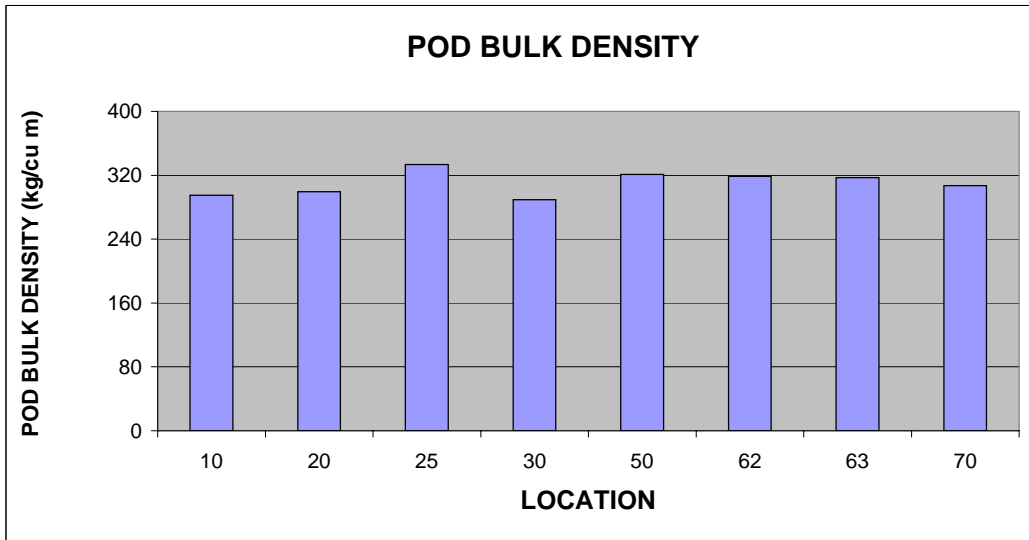
	Kg	cm	Kg/m3
BULK			
DENSITY	5.67	21.08	289.57

LOCATION 62

	Kg	cm	Kg/m3
BULK			
DENSITY	6.55	22.13	318.80

LOCATION 70

	Kg	cm	Kg/m3
BULK			
DENSITY	6.86	24.05	306.86



GA 052619UPPT 2009 COMMERCIAL GRADE SIZE WEIGHT PERCENT TABLE

LOCATION 10

JUMBO	41.51
MEDIUM	31.77
NUMBER 1	6.23
- 16	7.15
SPLITS	13.34

LOCATION 20

JUMBO	34.13
MEDIUM	40.65
NUMBER 1	6.38
- 16	5.57
SPLITS	13.27

LOCATION 25

JUMBO	34.52
MEDIUM	27.97
NUMBER 1	7.41
- 16	9.70
SPLITS	20.40

LOCATION 30

JUMBO	17.96
MEDIUM	41.40
NUMBER 1	11.93
- 16	11.20
SPLITS	17.51

LOCATION 50

JUMBO	34.83
MEDIUM	32.48
NUMBER 1	8.46
- 16	8.12
SPLITS	16.11

LOCATION 62

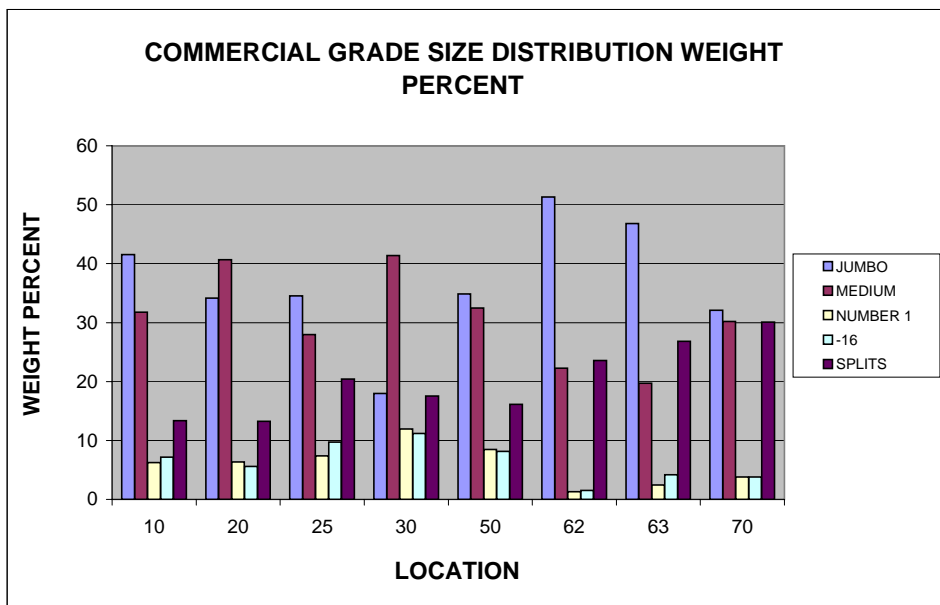
JUMBO	51.33
MEDIUM	22.27
NUMBER 1	1.33
- 16	1.51
SPLITS	23.55

LOCATION 63

JUMBO	46.82
MEDIUM	19.72
NUMBER 1	2.47
- 16	4.16
SPLITS	26.84

LOCATION 70

JUMBO	32.11
MEDIUM	30.20
NUMBER 1	3.81
- 16	3.79
SPLITS	30.10



GA 052619 UPPT 2009 SEED COUNT/POUND TABLE

LOCATION 10

JUMBO	602
MEDIUM	801
NUMBER 1	1233
SPLITS	1564

LOCATION 20

JUMBO	687
MEDIUM	856
NUMBER 1	1169
SPLITS	1829

LOCATION 25

JUMBO	675
MEDIUM	856
NUMBER 1	1418
SPLITS	1758

LOCATION 30

JUMBO	822
MEDIUM	1001
NUMBER 1	1454
SPLITS	2120

LOCATION 50

JUMBO	646
MEDIUM	822
NUMBER 1	1358
SPLITS	1890

LOCATION 62

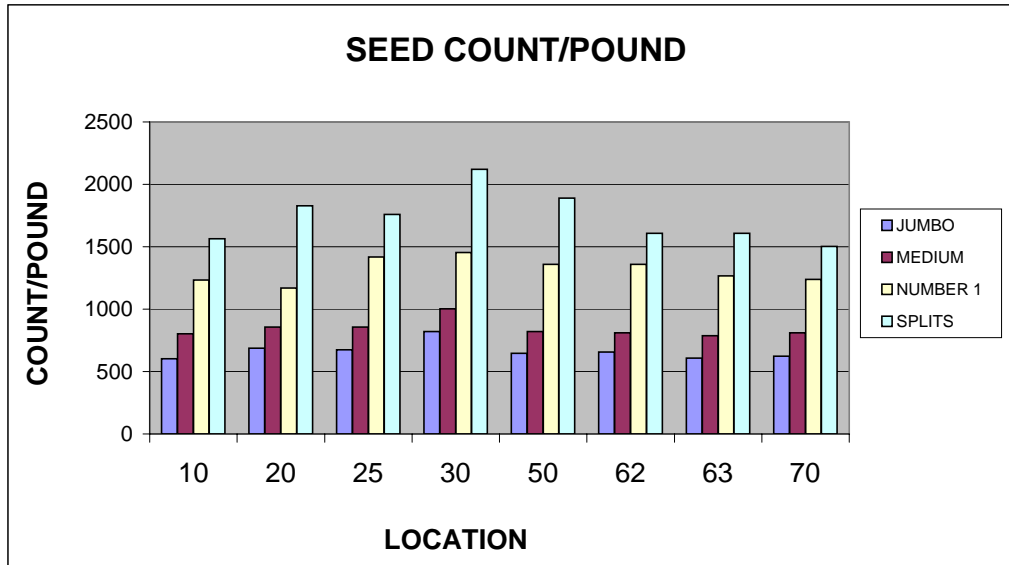
JUMBO	657
MEDIUM	810
NUMBER 1	1358
SPLITS	1609

LOCATION 63

JUMBO	608
MEDIUM	788
NUMBER 1	1267
SPLITS	1609

LOCATION 70

JUMBO	623
MEDIUM	810
NUMBER 1	1239
SPLITS	1502



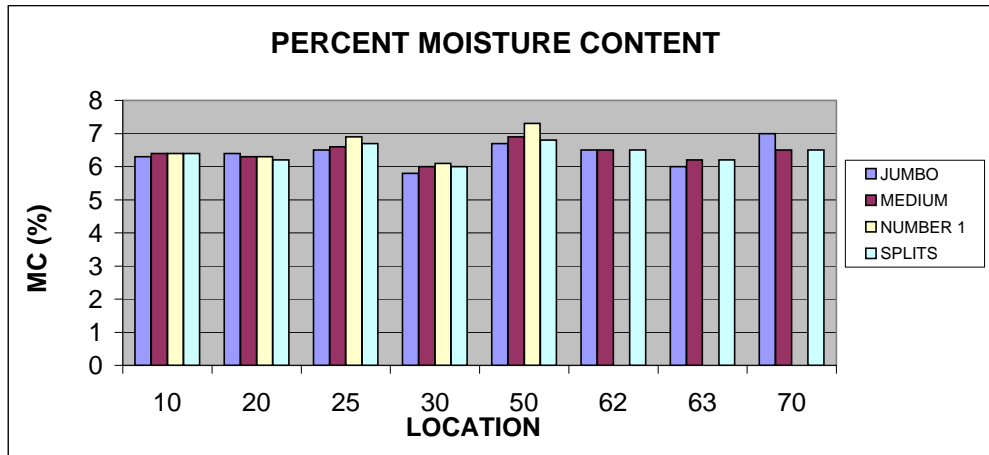
GA 052619 UPPT 2009 GAC 2000 SEED MOISTURE CONTENT TABLE

<u>LOCATION 10</u>		<u>LOCATION 20</u>		<u>LOCATION 25</u>	
JUMBO	6.3	JUMBO	6.4	JUMBO	6.5
MEDIUM	6.4	MEDIUM	6.3	MEDIUM	6.6
NUMBER 1	6.6	NUMBER 1	6.3	NUMBER 1	6.9
SPLITS	6.4	SPLITS	6.2	SPLITS	6.7

<u>LOCATION 30</u>		<u>LOCATION 50</u>		<u>LOCATION 62</u>	
JUMBO	5.8	JUMBO	6.7	JUMBO	6.5
MEDIUM	6.0	MEDIUM	6.9	MEDIUM	6.5
NUMBER 1	6.1	NUMBER 1	7.3	NUMBER 1	N/A
SPLITS	6.0	SPLITS	6.8	SPLITS	6.5

<u>LOCATION 63</u>		<u>LOCATION 70</u>	
JUMBO	6.0	JUMBO	7.0
MEDIUM	6.2	MEDIUM	6.5
NUMBER 1	N/A	NUMBER 1	N/A
SPLITS	6.2	SPLITS	6.5

* NA INDICATES THAT THERE WAS NOT ENOUGH MATERIAL FOR THE GAC 2000 MOISTURE METER TO READ



LOCATION 10 UPPT 2009 SHELLING DATA

VARIETY: GA 052619 DATE: FEB 22, 2010

STAGE	GRATE	WEIGHT	TIME
1st	30 initial	6099.4	102 sec.
	grams shelled / min	2203.3	
2nd	27 unshelled	2353.8	90 sec.
	grams shelled / min	942.5	
3rd	24 unshelled	940.0	96 sec.
	grams shelled / min	411.8	
4th	21 unshelled	281.2	60 sec.
	grams shelled / min	249.8	
5th	18 unshelled	31.4	10 sec.
	grams shelled / min	188.4	
6th			
Final grams unshelled		0.0	
Total grams shelled		6099.4	5.97 min.
Total grams shelled / min		1022.2	
HULLS		1300.8	

LOCATION 20 UPPT 2009 SHELLING DATA

VARIETY: GA 052619 DATE: MAR. 3, 2010

STAGE	GRATE	WEIGHT	TIME
1st	30 initial	4880.6	80 sec.
	grams shelled / min	2027.4	
2nd	27 unshelled	2177.4	73 sec.
	grams shelled / min	1047.0	
3rd	24 unshelled	903.6	79 sec.
	grams shelled / min	484.4	
4th	21 unshelled	265.8	52 sec.
	grams shelled / min	283.4	
5th	18 unshelled	20.2	12 sec.
	grams shelled / min	101.0	
6th			
Final grams unshelled		0.0	
Total grams shelled		4880.6	4.93 min.
Total grams shelled / min		989.3	
HULLS		1037.0	

LOCATION 25 UPPT 2009 SHELLING DATA

VARIETY: GA 052619 DATE: DEC. 7, 2009

STAGE	GRATE	WEIGHT	TIME
1st	28 initial	6339.4	131 sec.
	grams shelled / min	1263.0	
2nd	25 unshelled	3581.8	221 sec.
	grams shelled / min	637.1	
3rd	22 unshelled	1235.2	153 sec.
	grams shelled / min	222.8	
4th	19 unshelled	667.0	427 sec.
	grams shelled / min	88.8	
5th	16 unshelled	34.8	35 sec.
	grams shelled / min	59.7	
6th			
Final grams unshelled		0.0	
Total grams shelled		6339.4	16.12 min.
Total grams shelled / min		393.3	
HULLS		1436.8	

LOCATION 30 UPPT 2009 SHELLING DATA

VARIETY: GA 052619 DATE: NOV. 18, 2009

STAGE	GRATE	WEIGHT	TIME
1st	26 initial	5469.6	261 sec.
	grams shelled / min	1071.7	
2nd	23 unshelled	807.6	152 sec.
	grams shelled / min	234.9	
3rd	20 unshelled	212.4	58 sec.
	grams shelled / min	187.7	
4th	17 unshelled	31.0	17 sec.
	grams shelled / min	109.4	
6th			
Final grams unshelled		0.0	
Total grams shelled		5469.6	8.13 min.
Total grams shelled / min		672.5	
HULLS		1444.2	

LOCATION 50 UPPT 2009 SHELLING DATA

VARIETY: GA 052619 DATE: JAN 13, 2010

STAGE	GRATE	WEIGHT	TIME
1st	28 initial	4200.0	99 sec.
	grams shelled / min	1275.0	
2nd	25 unshelled	2096.2	127 sec.
	grams shelled / min	682.0	
3rd	22 unshelled	652.6	108 sec.
	grams shelled / min	246.7	
4th	19 unshelled	208.6	69 sec.
	grams shelled / min	178.1	
5th	16 unshelled	3.8	7 sec.
	grams shelled / min	32.6	
6th			
Final grams unshelled		0.0	
Total grams shelled		4200.0	6.83 min.
Total grams shelled / min		614.6	
HULLS		972.6	

LOCATION 62 UPPT 2009 SHELLING DATA

VARIETY: GA 052619 DATE: MAR 22, 2010

STAGE	GRATE	WEIGHT	TIME
1st	27 initial	6352.8	172 sec.
	grams shelled / min	1802.0	
2nd	24 unshelled	1187.2	111 sec.
	grams shelled / min	517.3	
3rd	21 unshelled	230.2	46 sec.
	grams shelled / min	275.2	
4th	18 unshelled	19.2	11 sec.
	grams shelled / min	104.7	
6th			
Final grams unshelled		0.0	
Total grams shelled		6352.8	5.67 min.
Total grams shelled / min		1121.1	
HULLS		1481.8	

LOCATION 63 UPPT 2009 SHELLING DATA

VARIETY: GA 052619 DATE: MAR, 10, 2010

STAGE	GRATE	WEIGHT	TIME
1st	28 initial	6516.0	127 sec.
	grams shelled / min	1937.7	
2nd	25 unshelled	2414.5	131 sec.
	grams shelled / min	860.4	
3rd	22 unshelled	536.0	78 sec.
	grams shelled / min	328.9	
4th	19 unshelled	108.4	26 sec.
	grams shelled / min	250.2	
5th			
6th			
Final grams unshelled		0.0	
Total grams shelled		6516.0	6.03 min.
Total grams shelled / min		1080.0	
HULLS		1447.0	

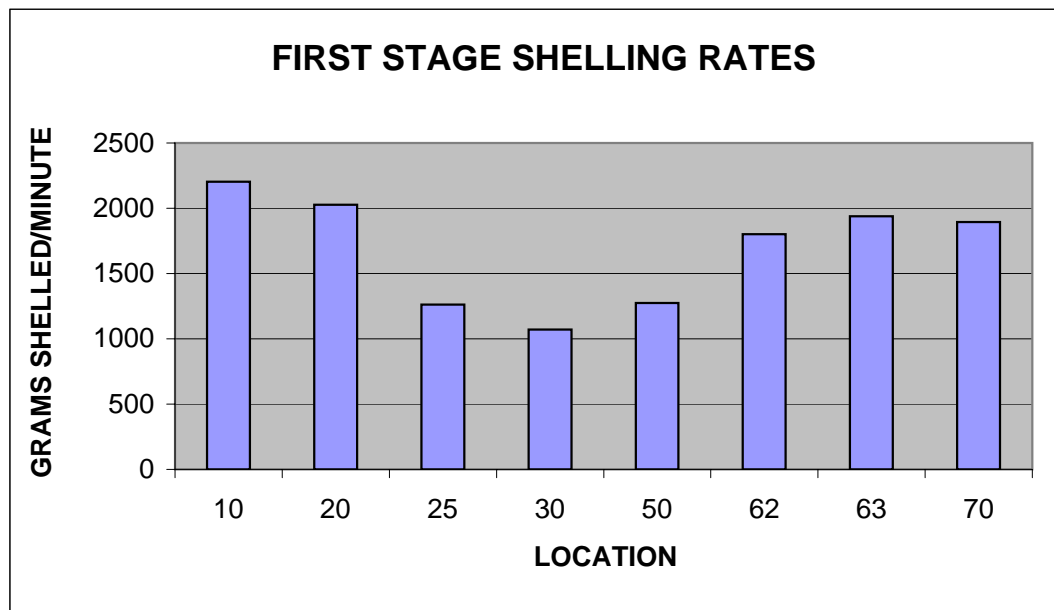
LOCATION 70 UPPT 2009 SHELLING DATA

VARIETY: GA 052619 DATE: FEB 8, 2010

GRATE	WEIGHT	TIME
28 initial	6656.2	139 sec.
	grams shelled / min	1894.1
25 unshelled	2268.2	130 sec.
	grams shelled / min	924.7
22 unshelled	264.6	53 sec.
	grams shelled / min	275.1
19 unshelled	21.6	10 sec.
	grams shelled / min	129.6
Final grams unshelled		0.0
Total grams shelled		6656.2 5.53 min.
Total grams shelled / min		1202.9
HULLS		1685.6

GA 052619 UPPT 2009 FIRST STAGE SHELLING RATES

<u>LOCATION</u>	<u>GRAMS SHELLED / MINUTE</u>
10	2203.3
20	2027.4
25	1263.0
30	1071.7
50	1275.0
62	1802.0
63	1937.7
70	1894.1



GA 052621 UPPT 2009 POD BULK DENSITY TABLE

LOCATION 10

BULK	Kg	cm	Kg/m3
DENSITY	6.35	22.63	302.32

LOCATION 25

BULK	Kg	cm	Kg/m3
DENSITY	6.75	22.80	318.74

LOCATION 50

BULK	Kg	cm	Kg/m3
DENSITY	4.41	15.23	312.11

LOCATION 63

BULK	Kg	cm	Kg/m3
DENSITY	6.68	23.38	307.64

LOCATION 20

BULK	Kg	cm	Kg/m3
DENSITY	4.97	18.55	288.14

LOCATION 30

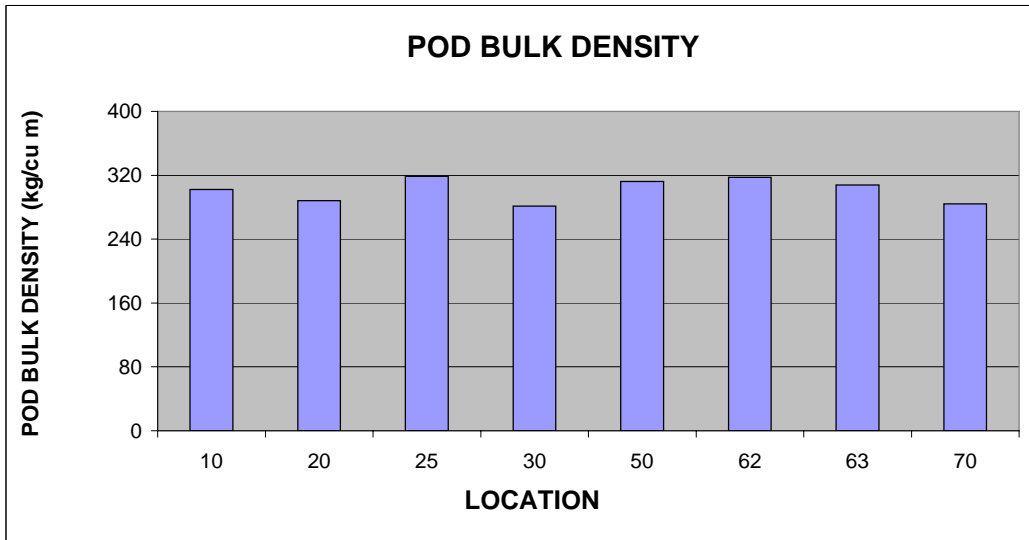
BULK	Kg	cm	Kg/m3
DENSITY	6.47	24.75	281.50

LOCATION 62

BULK	Kg	cm	Kg/m3
DENSITY	6.50	22.03	317.50

LOCATION 70

BULK	Kg	cm	Kg/m3
DENSITY	6.89	26.10	284.09



GA 052621 UPPT 2009 COMMERCIAL GRADE SIZE WEIGHT PERCENT TABLE

LOCATION 10

JUMBO	46.72
MEDIUM	28.12
NUMBER 1	6.73
- 16	7.17
SPLITS	11.27

LOCATION 20

JUMBO	36.67
MEDIUM	41.20
NUMBER 1	4.83
- 16	4.56
SPLITS	12.73

LOCATION 25

JUMBO	32.92
MEDIUM	27.26
NUMBER 1	7.71
- 16	10.14
SPLITS	21.97

LOCATION 30

JUMBO	15.58
MEDIUM	45.97
NUMBER 1	12.36
- 16	10.00
SPLITS	16.08

LOCATION 50

JUMBO	36.74
MEDIUM	32.62
NUMBER 1	6.15
- 16	6.09
SPLITS	18.41

LOCATION 62

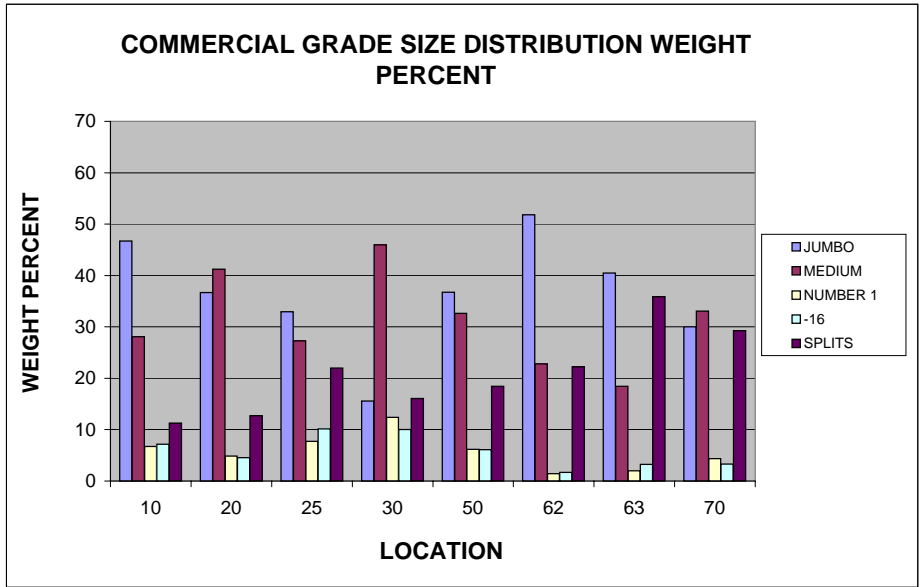
JUMBO	51.82
MEDIUM	22.80
NUMBER 1	1.44
- 16	1.69
SPLITS	22.25

LOCATION 63

JUMBO	40.48
MEDIUM	18.42
NUMBER 1	1.98
- 16	3.26
SPLITS	35.86

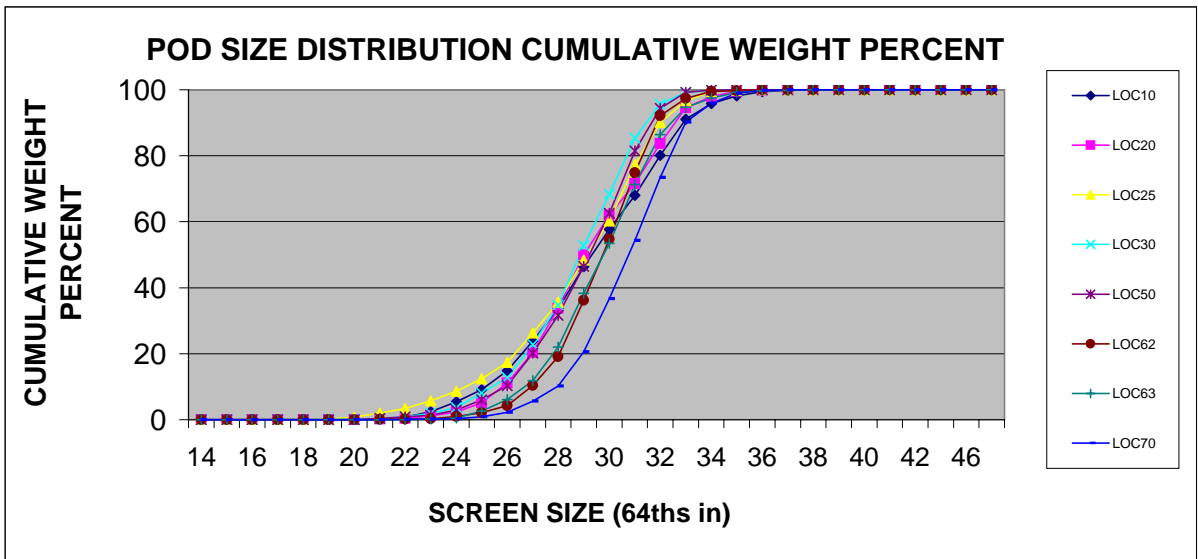
LOCATION 70

JUMBO	30.02
MEDIUM	33.07
NUMBER 1	4.36
- 16	3.31
SPLITS	29.25



GA 052621 UPPT 2009 POD SIZE DISTRIBUTION CUMULATIVE WEIGHT PERCENT TABLE

SCREEN SIZE	LOCATION							
	10	20	25	30	50	62	63	70
14	0.00	0.00	0.00	0.00	0.00	0.00	0.00	0.00
15	0.00	0.00	0.00	0.00	0.00	0.00	0.00	0.00
16	0.00	0.00	0.00	0.00	0.00	0.00	0.00	0.00
17	0.00	0.00	0.00	0.00	0.00	0.00	0.00	0.00
18	0.00	0.00	0.01	0.00	0.00	0.00	0.00	0.00
19	0.00	0.00	0.17	0.06	0.00	0.00	0.00	0.00
20	0.06	0.00	0.77	0.14	0.00	0.00	0.00	0.00
21	0.17	0.17	2.00	0.37	0.37	0.08	0.00	0.00
22	0.74	0.35	3.44	0.89	0.86	0.20	0.05	0.07
23	2.44	1.12	5.76	1.99	1.36	0.33	0.23	0.19
24	5.38	2.36	8.61	3.66	2.95	0.97	0.53	0.34
25	9.09	5.10	12.42	8.01	5.97	2.14	2.60	0.85
26	14.86	11.12	17.33	12.84	10.31	4.24	6.12	2.22
27	23.86	20.40	26.33	22.76	20.13	10.34	11.82	5.61
28	33.64	33.77	35.63	34.73	31.65	19.14	21.97	10.19
29	46.37	49.92	48.43	52.77	46.43	36.20	38.27	20.56
30	57.70	61.97	60.26	68.42	62.53	54.66	53.48	36.68
31	67.94	71.62	77.26	85.36	81.44	74.86	71.31	54.33
32	80.14	83.73	90.08	95.66	94.39	92.18	86.38	73.46
33	91.08	94.61	96.73	99.20	99.24	97.37	94.71	90.16
34	95.84	97.99	99.42	99.77	99.93	99.52	97.49	95.94
35	98.12	99.55	99.83	100.00	100.00	99.75	99.18	98.89
36	99.39	99.75	100.00	100.00	100.00	100.00	99.70	99.81
37	99.76	99.89	100.00	100.00	100.00	100.00	99.78	100.00
38	100.00	100.00	100.00	100.00	100.00	100.00	100.00	100.00
39	100.00	100.00	100.00	100.00	100.00	100.00	100.00	100.00
40	100.00	100.00	100.00	100.00	100.00	100.00	100.00	100.00
41	100.00	100.00	100.00	100.00	100.00	100.00	100.00	100.00
42	100.00	100.00	100.00	100.00	100.00	100.00	100.00	100.00
44	100.00	100.00	100.00	100.00	100.00	100.00	100.00	100.00
46	100.00	100.00	100.00	100.00	100.00	100.00	100.00	100.00
48	100.00	100.00	100.00	100.00	100.00	100.00	100.00	100.00



GA 052621 UPPT 2009 SEED COUNT/POUND TABLE

LOCATION 10

JUMBO	635
MEDIUM	882
NUMBER 1	1296
SPLITS	1655

LOCATION 20

JUMBO	615
MEDIUM	777
NUMBER 1	1157
SPLITS	1597

LOCATION 25

JUMBO	611
MEDIUM	896
NUMBER 1	1334
SPLITS	1693

LOCATION 30

JUMBO	777
MEDIUM	928
NUMBER 1	1303
SPLITS	1874

LOCATION 50

JUMBO	704
MEDIUM	779
NUMBER 1	1267
SPLITS	2062

LOCATION 62

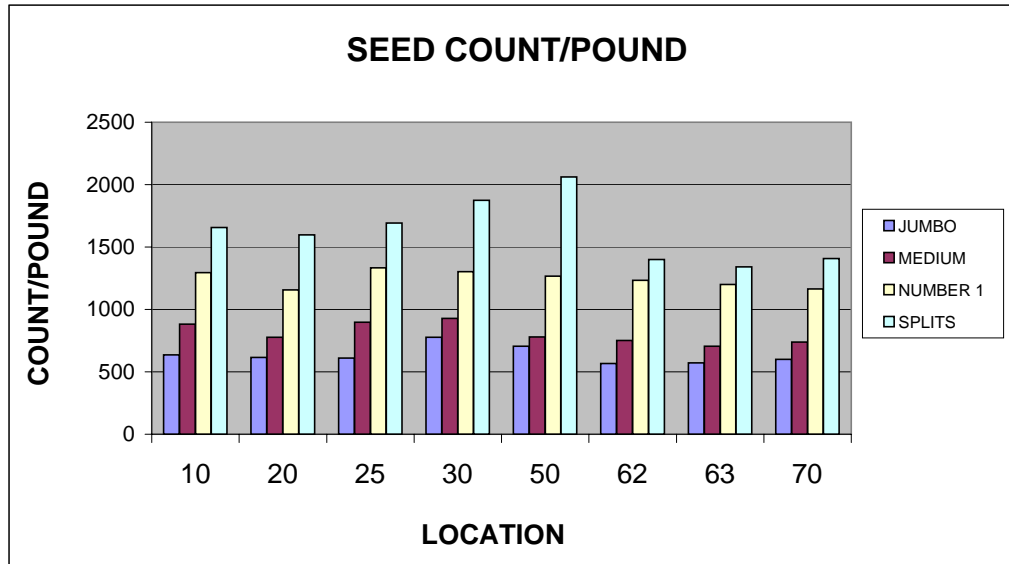
JUMBO	566
MEDIUM	751
NUMBER 1	1233
SPLITS	1400

LOCATION 63

JUMBO	573
MEDIUM	704
NUMBER 1	1200
SPLITS	1342

LOCATION 70

JUMBO	600
MEDIUM	739
NUMBER 1	1163
SPLITS	1409



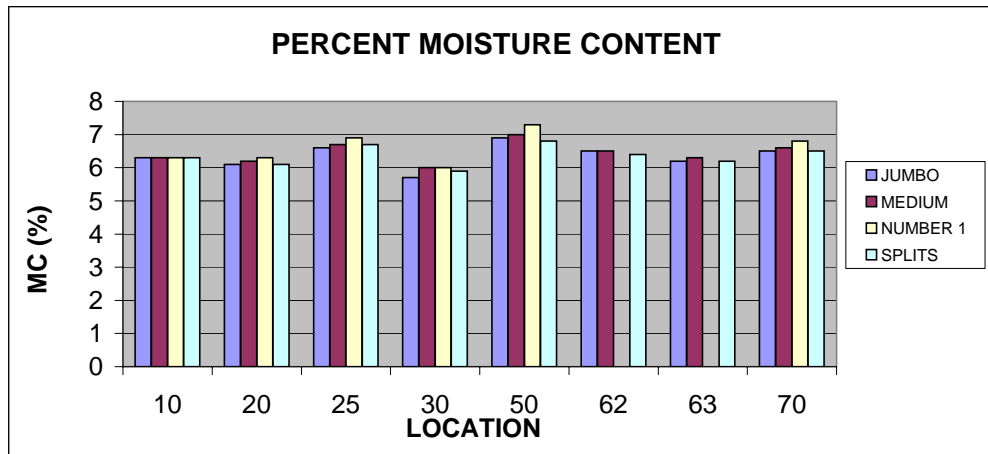
GA 052621 UPPT 2009 GAC 2000 SEED MOISTURE CONTENT TABLE

<u>LOCATION 10</u>		<u>LOCATION 20</u>		<u>LOCATION 25</u>	
JUMBO	6.3	JUMBO	6.1	JUMBO	6.6
MEDIUM	6.3	MEDIUM	6.2	MEDIUM	6.7
NUMBER 1	6.6	NUMBER 1	6.3	NUMBER 1	6.9
SPLITS	6.3	SPLITS	6.1	SPLITS	6.7

<u>LOCATION 30</u>		<u>LOCATION 50</u>		<u>LOCATION 62</u>	
JUMBO	5.7	JUMBO	6.9	JUMBO	6.5
MEDIUM	6.0	MEDIUM	7.0	MEDIUM	6.5
NUMBER 1	6.0	NUMBER 1	7.3	NUMBER 1	N/A
SPLITS	5.9	SPLITS	6.8	SPLITS	6.4

<u>LOCATION 63</u>		<u>LOCATION 70</u>	
JUMBO	6.2	JUMBO	6.5
MEDIUM	6.3	MEDIUM	6.6
NUMBER 1	N/A	NUMBER 1	6.8
SPLITS	6.2	SPLITS	6.5

* NA INDICATES THAT THERE WAS NOT ENOUGH MATERIAL FOR THE GAC 2000 MOISTURE METER TO READ



LOCATION 10 UPPT 2009 SHELLING DATA

VARIETY: GA 052621 DATE: FEB 22, 2010

STAGE	GRATE	WEIGHT	TIME
1st	29 initial	6154.6	110 sec.
	grams shelled / min	2300.2	
2nd	26 unshelled	1937.6	107 sec.
	grams shelled / min	770.0	
3rd	23 unshelled	564.4	91 sec.
	grams shelled / min	289.3	
4th	20 unshelled	125.6	36 sec.
	grams shelled / min	195.3	
5th	17 unshelled	8.4	11 sec.
	grams shelled / min	45.8	
6th			
Final grams unshelled		0.0	
Total grams shelled		6154.6	5.92 min.
Total grams shelled / min		1040.2	
HULLS		1293.4	

LOCATION 20 UPPT 2009 SHELLING DATA

VARIETY: GA 052621 DATE: MAR. 4, 2010

GRATE	WEIGHT	TIME	
28 initial	4765.6	93 sec.	
	grams shelled / min	2036.0	
25 unshelled	1609.8	79 sec.	
	grams shelled / min	898.8	
22 unshelled	426.4	94 sec.	
	grams shelled / min	235.3	
19 unshelled	57.8	19 sec.	
	grams shelled / min	182.5	
Final grams unshelled		0.0	
Total grams shelled		4765.6	4.75 min.
Total grams shelled / min		1003.3	
HULLS		1008.8	

LOCATION 25 UPPT 2009 SHELLING DATA

VARIETY: GA 052621 DATE: DEC. 7, 2009

STAGE	GRATE	WEIGHT	TIME
1st	28 initial	6551.6	163 sec.
	grams shelled / min	1117.9	
2nd	25 unshelled	3514.6	242 sec.
	grams shelled / min	546.9	
3rd	22 unshelled	1308.8	157 sec.
	grams shelled / min	231.4	
4th	19 unshelled	703.4	508 sec.
	grams shelled / min	78.7	
5th	16 unshelled	37.0	25 sec.
	grams shelled / min	88.8	
6th			
Final grams unshelled		0.0	
Total grams shelled		6551.6	18.25 min.
Total grams shelled / min		359.0	
HULLS		1458.4	

LOCATION 30 UPPT 2009 SHELLING DATA

VARIETY: GA 052621 DATE: NOV. 18, 2009

GRATE	WEIGHT	TIME	
29 initial	6272.6	134 sec.	
	grams shelled / min	1697.6	
26 unshelled	2481.4	155 sec.	
	grams shelled / min	741.2	
23 unshelled	566.6	98 sec.	
	grams shelled / min	261.9	
20 unshelled	138.8	34 sec.	
	grams shelled / min	208.6	
17 unshelled	20.6	11 sec.	
	grams shelled / min	112.4	
Final grams unshelled		0.0	
Total grams shelled		6272.6	7.20 min.
Total grams shelled / min		871.2	
HULLS		1622.6	

LOCATION 50 UPPT 2009 SHELLING DATA

VARIETY: GA 052621 DATE: JAN 13, 2010

STAGE	GRATE	WEIGHT	TIME
1st	28 initial	4214.6	114 sec.
	grams shelled / min	1124.0	
2nd	25 unshelled	2079.0	149 sec.
	grams shelled / min	622.6	
3rd	22 unshelled	532.8	108 sec.
	grams shelled / min	233.3	
4th	19 unshelled	112.8	43 sec.
	grams shelled / min	154.0	
5th	16 unshelled	2.4	5 sec.
	grams shelled / min	28.8	
6th			
Final grams unshelled		0.0	
Total grams shelled		4214.6	6.98 min.
Total grams shelled / min		603.5	
HULLS		923.0	

LOCATION 62 UPPT 2009 SHELLING DATA

VARIETY: GA 052621 DATE: MAR 22, 2010

GRATE	WEIGHT	TIME	
28 initial	6296.6	184 sec.	
	grams shelled / min	1689.1	
25 unshelled	1116.8	113 sec.	
	grams shelled / min	490.6	
22 unshelled	192.8	35 sec.	
	grams shelled / min	317.1	
19 unshelled	7.8	14 sec.	
	grams shelled / min	33.4	
Final grams unshelled		0.0	
Total grams shelled		6296.6	5.77 min.
Total grams shelled / min		1091.9	
HULLS		1365.4	

LOCATION 63 UPPT 2009 SHELLING DATA

VARIETY: GA 052621 DATE: MAR, 10, 2010

STAGE	GRATE	WEIGHT	TIME
1st	29 initial	6480.8	128 sec.
	grams shelled / min	1832.4	
2nd	26 unshelled	2571.6	180 sec.
	grams shelled / min	604.1	
3rd	23 unshelled	759.2	128 sec.
	grams shelled / min	307.9	
4th	20 unshelled	102.4	20 sec.
	grams shelled / min	287.4	
5th	17 unshelled	6.6	8 sec.
	grams shelled / min	49.5	
6th			
Final grams unshelled		0.0	
Total grams shelled		6480.8	7.73 min.
Total grams shelled / min		838.0	
HULLS		1381.4	

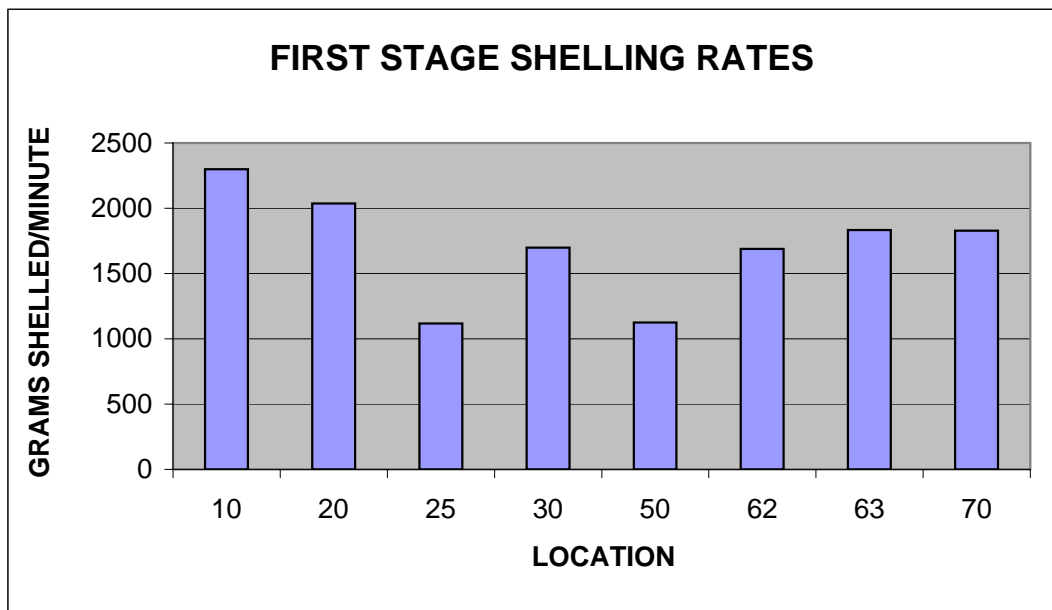
LOCATION 70 UPPT 2009 SHELLING DATA

VARIETY: GA 052621 DATE: FEB 8, 2010

GRATE	WEIGHT	TIME
29 initial	6688.6	165 sec.
	grams shelled / min	1827.9
26 unshelled	1662.0	152 sec.
	grams shelled / min	555.8
23 unshelled	254.0	46 sec.
	grams shelled / min	297.1
20 unshelled	26.2	17 sec.
	grams shelled / min	92.5
Final grams unshelled		0.0
Total grams shelled		6688.6 6.33 min.
Total grams shelled / min		1056.1
HULLS		1575.0

GA 052621 UPPT 2009 FIRST STAGE SHELLING RATES

<u>LOCATION</u>	<u>GRAMS SHELLED / MINUTE</u>
10	2300.2
20	2036.0
25	1117.9
30	1697.6
50	1124.0
62	1689.1
63	1832.4
70	1827.9



GA 052675 UPPT 2009 POD BULK DENSITY TABLE

LOCATION 10

	Kg	cm	Kg/m ³
BULK			
DENSITY	6.42	23.60	292.61

LOCATION 25

	Kg	cm	Kg/m ³
BULK			
DENSITY	6.71	21.90	330.02

LOCATION 50

	Kg	cm	Kg/m ³
BULK			
DENSITY	4.38	15.50	304.28

LOCATION 63

	Kg	cm	Kg/m ³
BULK			
DENSITY	6.68	25.08	286.78

LOCATION 20

	Kg	cm	Kg/m ³
BULK			
DENSITY	5.50	20.85	283.73

LOCATION 30

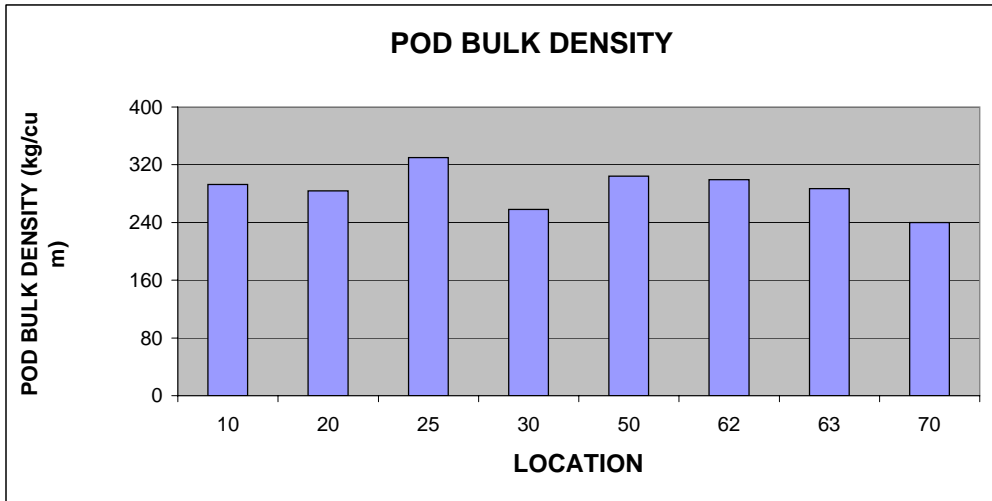
	Kg	cm	Kg/m ³
BULK			
DENSITY	6.44	26.88	257.97

LOCATION 62

	Kg	cm	Kg/m ³
BULK			
DENSITY	6.64	23.90	299.13

LOCATION 70

	Kg	cm	Kg/m ³
BULK			
DENSITY	6.69	30.00	240.11



GA 052675 UPPT 2009 COMMERCIAL GRADE SIZE WEIGHT PERCENT TABLE

LOCATION 10

JUMBO	34.23
MEDIUM	40.27
NUMBER 1	5.87
- 16	6.17
SPLITS	13.46

LOCATION 20

JUMBO	18.19
MEDIUM	53.58
NUMBER 1	9.06
- 16	6.07
SPLITS	13.11

LOCATION 25

JUMBO	36.76
MEDIUM	31.08
NUMBER 1	5.68
- 16	7.41
SPLITS	19.08

LOCATION 30

JUMBO	6.27
MEDIUM	47.75
NUMBER 1	21.47
- 16	12.09
SPLITS	12.42

LOCATION 50

JUMBO	28.68
MEDIUM	40.02
NUMBER 1	7.96
- 16	6.41
SPLITS	16.93

LOCATION 62

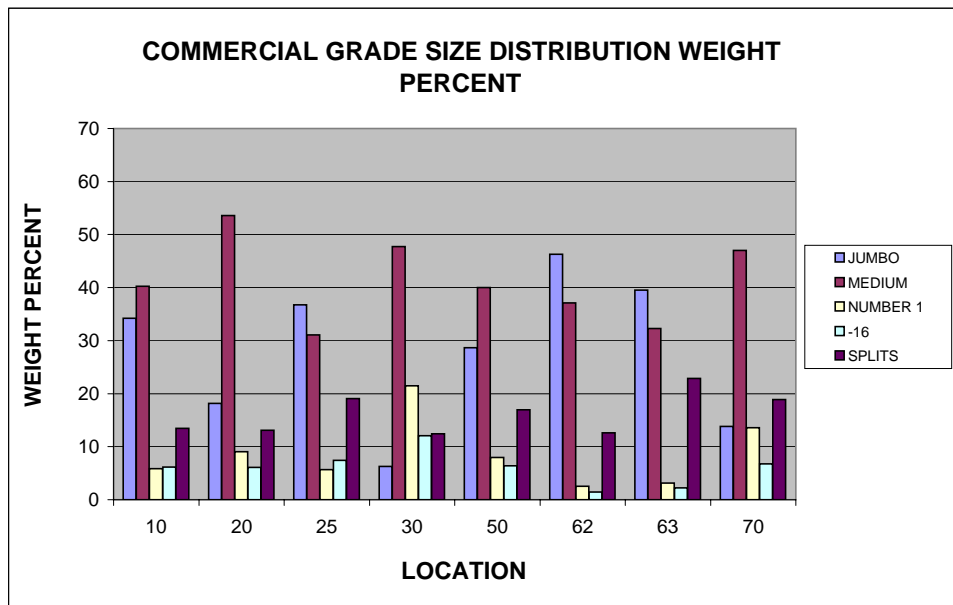
JUMBO	46.29
MEDIUM	37.10
NUMBER 1	2.56
- 16	1.44
SPLITS	12.61

LOCATION 63

JUMBO	39.50
MEDIUM	32.26
NUMBER 1	3.16
- 16	2.21
SPLITS	22.87

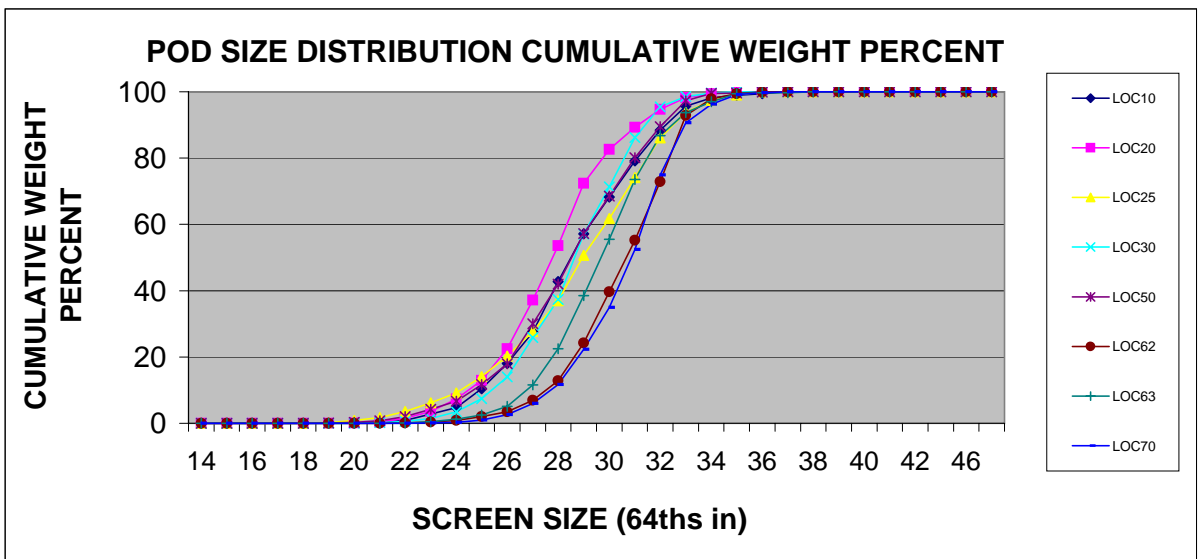
LOCATION 70

JUMBO	13.79
MEDIUM	46.98
NUMBER 1	13.57
- 16	6.75
SPLITS	18.91



GA 052675 UPPT 2009 POD SIZE DISTRIBUTION CUMULATIVE WEIGHT PERCENT TABLE

SCREEN SIZE	LOCATION							
	10	20	25	30	50	62	63	70
14	0.00	0.00	0.00	0.00	0.00	0.00	0.00	0.00
15	0.00	0.00	0.00	0.00	0.00	0.00	0.00	0.00
16	0.00	0.00	0.00	0.00	0.00	0.00	0.00	0.00
17	0.00	0.00	0.00	0.00	0.00	0.00	0.00	0.00
18	0.00	0.00	0.02	0.00	0.00	0.00	0.00	0.00
19	0.00	0.00	0.17	0.00	0.10	0.00	0.00	0.00
20	0.07	0.11	0.85	0.04	0.27	0.00	0.00	0.00
21	0.25	0.43	1.77	0.22	0.78	0.04	0.00	0.00
22	0.87	1.56	3.55	0.57	2.03	0.11	0.07	0.04
23	2.76	3.54	6.18	1.49	4.25	0.41	0.52	0.08
24	4.71	7.35	9.13	3.47	6.66	0.84	1.26	0.25
25	10.46	12.93	14.08	7.40	11.70	1.99	2.47	0.99
26	18.07	22.53	20.26	14.03	17.99	3.47	5.10	2.57
27	27.54	37.18	27.74	25.84	30.02	6.92	11.60	5.99
28	42.80	53.59	36.96	37.36	41.95	12.83	22.47	11.65
29	57.11	72.42	50.64	57.03	57.25	24.21	38.55	22.30
30	68.23	82.58	61.74	71.33	68.55	39.63	55.51	34.96
31	79.11	89.28	74.17	86.21	80.12	55.20	73.54	52.41
32	88.43	94.67	86.09	95.49	89.52	72.88	86.78	74.87
33	95.67	98.24	93.85	98.56	97.25	92.90	93.71	90.62
34	98.13	99.46	97.40	99.65	99.49	97.85	97.04	96.22
35	98.90	99.89	99.05	100.00	99.65	99.39	99.39	99.18
36	99.45	100.00	100.00	100.00	99.93	99.90	99.71	99.76
37	100.00	100.00	100.00	100.00	100.00	100.00	99.71	100.00
38	100.00	100.00	100.00	100.00	100.00	100.00	100.00	100.00
39	100.00	100.00	100.00	100.00	100.00	100.00	100.00	100.00
40	100.00	100.00	100.00	100.00	100.00	100.00	100.00	100.00
41	100.00	100.00	100.00	100.00	100.00	100.00	100.00	100.00
42	100.00	100.00	100.00	100.00	100.00	100.00	100.00	100.00
44	100.00	100.00	100.00	100.00	100.00	100.00	100.00	100.00
46	100.00	100.00	100.00	100.00	100.00	100.00	100.00	100.00
48	100.00	100.00	100.00	100.00	100.00	100.00	100.00	100.00



GA 052675 UPPT 2009 SEED COUNT/POUND TABLE

LOCATION 10

JUMBO	669
MEDIUM	859
NUMBER 1	1391
SPLITS	1800

LOCATION 20

JUMBO	704
MEDIUM	879
NUMBER 1	1375
SPLITS	2043

LOCATION 25

JUMBO	639
MEDIUM	886
NUMBER 1	1435
SPLITS	1680

LOCATION 30

JUMBO	794
MEDIUM	963
NUMBER 1	1459
SPLITS	2140

LOCATION 50

JUMBO	637
MEDIUM	831
NUMBER 1	1253
SPLITS	1844

LOCATION 62

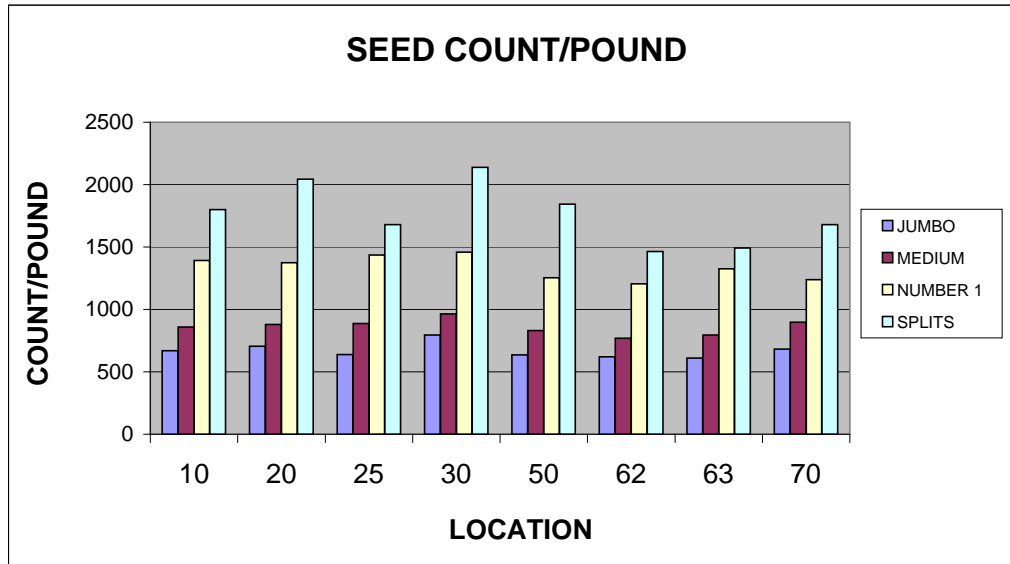
JUMBO	620
MEDIUM	769
NUMBER 1	1206
SPLITS	1463

LOCATION 63

JUMBO	610
MEDIUM	796
NUMBER 1	1326
SPLITS	1492

LOCATION 70

JUMBO	683
MEDIUM	896
NUMBER 1	1239
SPLITS	1680



GA 052675 UPPT 2009 GAC 2000 SEED MOISTURE CONTENT TABLE

LOCATION 10

JUMBO	6.4
MEDIUM	6.4
NUMBER 1	6.5
SPLITS	6.4

LOCATION 20

JUMBO	6.1
MEDIUM	6.2
NUMBER 1	6.4
SPLITS	6.2

LOCATION 25

JUMBO	6.4
MEDIUM	6.9
NUMBER 1	6.8
SPLITS	6.6

LOCATION 30

JUMBO	5.9
MEDIUM	6.1
NUMBER 1	6.2
SPLITS	6.0

LOCATION 50

JUMBO	7.6
MEDIUM	6.9
NUMBER 1	7.2
SPLITS	6.7

LOCATION 62

JUMBO	6.7
MEDIUM	6.6
NUMBER 1	N/A
SPLITS	6.3

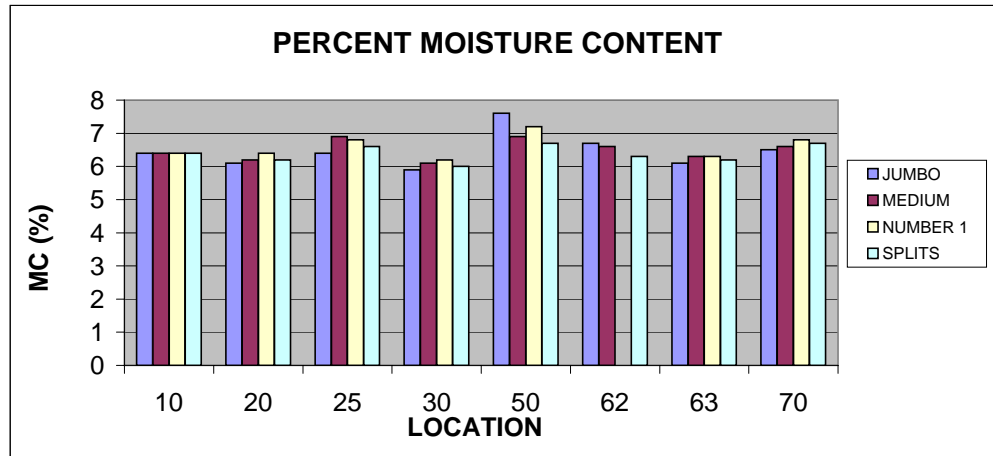
LOCATION 63

JUMBO	6.1
MEDIUM	6.3
NUMBER 1	6.3
SPLITS	6.2

LOCATION 70

JUMBO	6.5
MEDIUM	6.6
NUMBER 1	6.8
SPLITS	6.7

* NA INDICATES THAT THERE WAS NOT ENOUGH MATERIAL FOR THE GAC 2000 MOISTURE METER TO READ



LOCATION 10 UPPT 2009 SHELLING DATA

VARIETY: GA 052675 DATE: FEB 22, 2010

STAGE	GRATE	WEIGHT	TIME
1st	27 initial	6215.6	147 sec.
	grams shelled / min	1960.4	
2nd	24 unshelled	1412.6	112 sec.
	grams shelled / min	546.5	
3rd	21 unshelled	392.4	83 sec.
	grams shelled / min	242.5	
4th	18 unshelled	57.0	16 sec.
	grams shelled / min	213.8	
5th			
6th			
Final grams unshelled		0.0	
Total grams shelled		6215.6	5.97 min.
Total grams shelled / min		1041.7	
HULLS		1343.2	

LOCATION 20 UPPT 2009 SHELLING DATA

VARIETY: GA 052675 DATE: MAR. 4, 2010

GRATE	WEIGHT	TIME
28 initial	5296.0	99 sec.
grams shelled / min	1920.4	
25 unshelled	2127.4	90 sec.
grams shelled / min	919.7	
22 unshelled	747.8	79 sec.
grams shelled / min	371.2	
19 unshelled	259.0	63 sec.
grams shelled / min	244.6	
16 unshelled	2.2	5 sec.
grams shelled / min	26.4	
Final grams unshelled		0.0
Total grams shelled		5296.0 5.60 min.
Total grams shelled / min		945.7
HULLS		1170.4

LOCATION 25 UPPT 2009 SHELLING DATA

VARIETY: GA 052675 DATE: DEC. 7, 2009

STAGE	GRATE	WEIGHT	TIME
1st	29 initial	6514.6	143 sec.
	grams shelled / min	1445.5	
2nd	26 unshelled	3069.4	247 sec.
	grams shelled / min	473.8	
3rd	23 unshelled	1119.0	218 sec.
	grams shelled / min	200.3	
4th	20 unshelled	391.4	114 sec.
	grams shelled / min	156.0	
5th	17 unshelled	95.0	47 sec.
	grams shelled / min	121.3	
6th			
Final grams unshelled		0.0	
Total grams shelled		6514.6	12.82 min.
Total grams shelled / min		508.3	
HULLS		1409.0	

LOCATION 30 UPPT 2009 SHELLING DATA

VARIETY: GA 052675 DATE: NOV 19, 2008

GRATE	WEIGHT	TIME
27 initial	6240.8	179 sec.
grams shelled / min	1615.7	
24 unshelled	1420.6	113 sec.
grams shelled / min	570.9	
21 unshelled	345.4	71 sec.
grams shelled / min	244.7	
18 unshelled	55.8	18 sec.
grams shelled / min	176.0	
16 unshelled	3.0	7 sec.
grams shelled / min	25.7	
Final grams unshelled		0.0
Total grams shelled		6240.8 6.47 min.
Total grams shelled / min		965.1
HULLS		1720.6

LOCATION 50 UPPT 2009 SHELLING DATA

VARIETY: GA 052675 DATE: JAN 13, 2010

STAGE	GRATE	WEIGHT	TIME
1st	28 initial	4181.6	95 sec.
	grams shelled / min	1419.7	
2nd	25 unshelled	1933.8	110 sec.
	grams shelled / min	706.8	
3rd	22 unshelled	638.0	98 sec.
	grams shelled / min	275.4	
4th	19 unshelled	188.2	50 sec.
	grams shelled / min	221.5	
5th	16 unshelled	3.6	6 sec.
	grams shelled / min	36.0	
6th			
Final grams unshelled		0.0	
Total grams shelled		4181.6	5.98 min.
Total grams shelled / min		698.9	
HULLS		940.0	

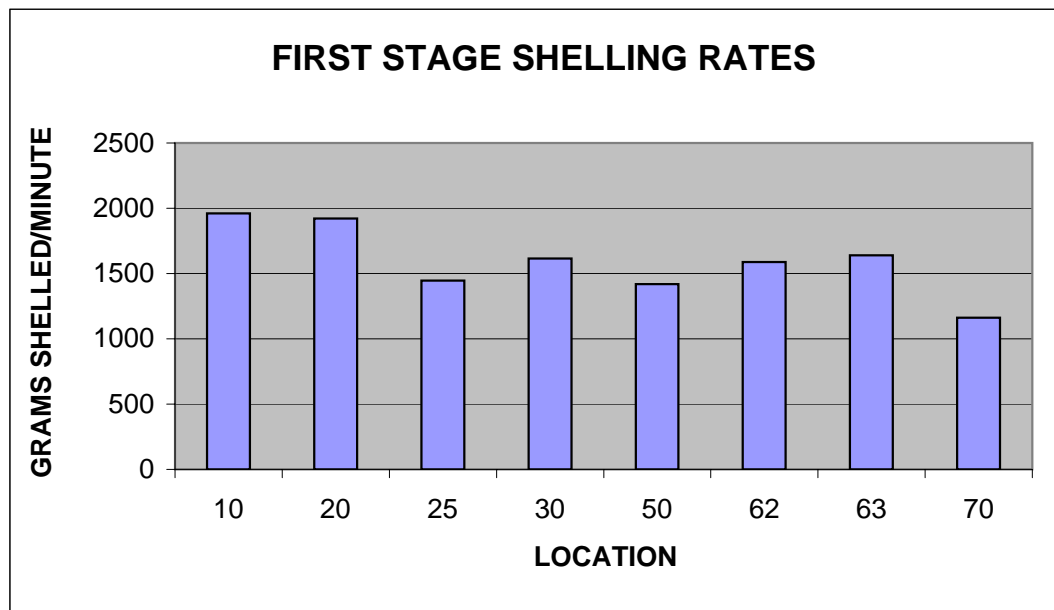
LOCATION 62 UPPT 2009 SHELLING DATA

VARIETY: GA 052675 DATE: MAR 22, 2010

GRATE	WEIGHT	TIME
28 initial	6441.8	211 sec.
grams shelled / min	1587.4	
25 unshelled	859.6	104 sec.
grams shelled / min	407.5	
22 unshelled	153.2	33 sec.
grams shelled / min	257.8	
19 unshelled	11.4	11 sec.
grams shelled / min	62.2	
Total grams shelled		6441.8 5.98 min.
Total grams shelled / min		1076.6
HULLS		1416.8

GA 052675 UPPT 2009 FIRST STAGE SHELLING RATES

<u>LOCATION</u>	<u>GRAMS SHELLED / MINUTE</u>
10	1960.4
20	1920.4
25	1445.5
30	1615.7
50	1419.7
62	1587.4
63	1639.4
70	1162.2



NC 7 UPPT 2009 POD BULK DENSITY TABLE

LOCATION 10

	Kg	cm	Kg/m3
BULK			
DENSITY	6.34	27.28	250.39

LOCATION 20

	Kg	cm	Kg/m3
BULK			
DENSITY	4.79	21.30	241.99

LOCATION 25

	Kg	cm	Kg/m3
BULK			
DENSITY	6.70	27.38	263.55

LOCATION 30

	Kg	cm	Kg/m3
BULK			
DENSITY	6.15	30.00	220.83

LOCATION 50

	Kg	cm	Kg/m3
BULK			
DENSITY	4.40	17.95	263.95

LOCATION 62

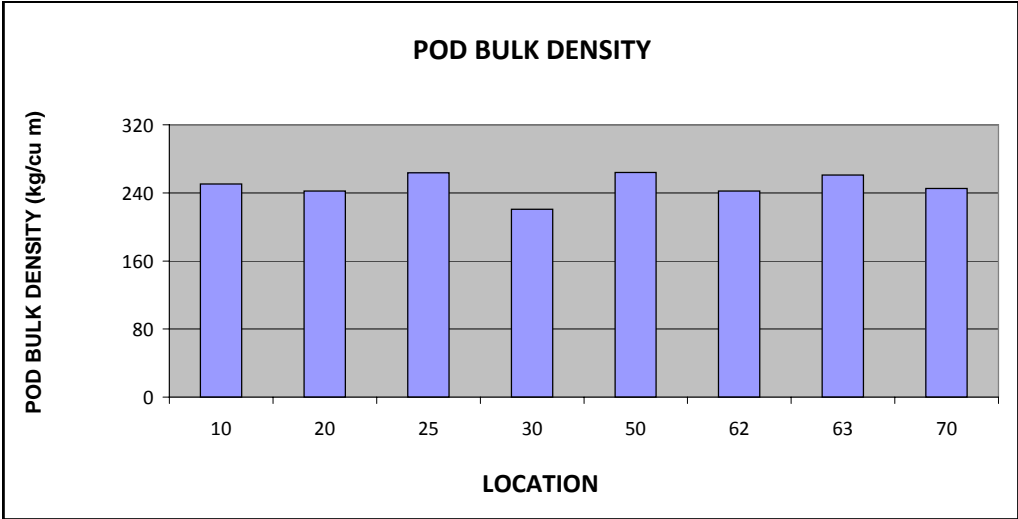
	Kg	cm	Kg/m3
BULK			
DENSITY	6.52	28.98	242.12

LOCATION 63

	Kg	cm	Kg/m3
BULK			
DENSITY	6.56	27.03	261.12

LOCATION 70

	Kg	cm	Kg/m3
BULK			
DENSITY	6.83	30.00	245.16



NC 7 UPPT 2009 COMMERCIAL GRADE SIZE WEIGHT PERCENT TABLE

LOCATION 10

ELK	71.89
MEDIUM	9.29
NUMBER 1	4.55
-15	4.28
SPLITS	9.99

LOCATION 20

ELK	76.68
MEDIUM	6.66
NUMBER 1	3.17
-15	3.09
SPLITS	10.40

LOCATION 25

ELK	66.66
MEDIUM	9.00
NUMBER 1	5.19
-15	7.33
SPLITS	11.82

LOCATION 30

ELK	46.11
MEDIUM	20.86
NUMBER 1	15.34
-15	10.02
SPLITS	7.67

LOCATION 50

ELK	69.71
MEDIUM	6.89
NUMBER 1	3.20
-15	4.38
SPLITS	15.83

LOCATION 62

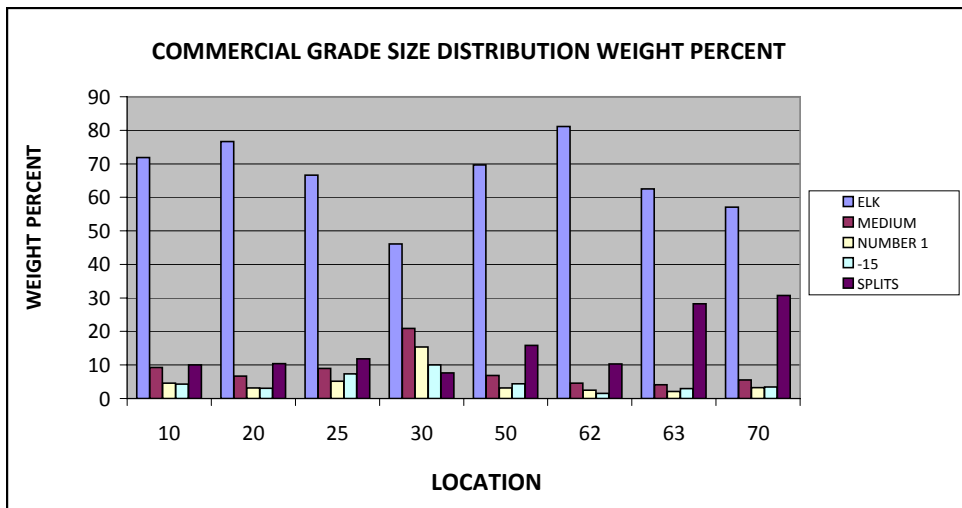
ELK	81.16
MEDIUM	4.54
NUMBER 1	2.44
-15	1.54
SPLITS	10.32

LOCATION 63

ELK	62.50
MEDIUM	4.14
NUMBER 1	2.13
-15	3.00
SPLITS	28.23

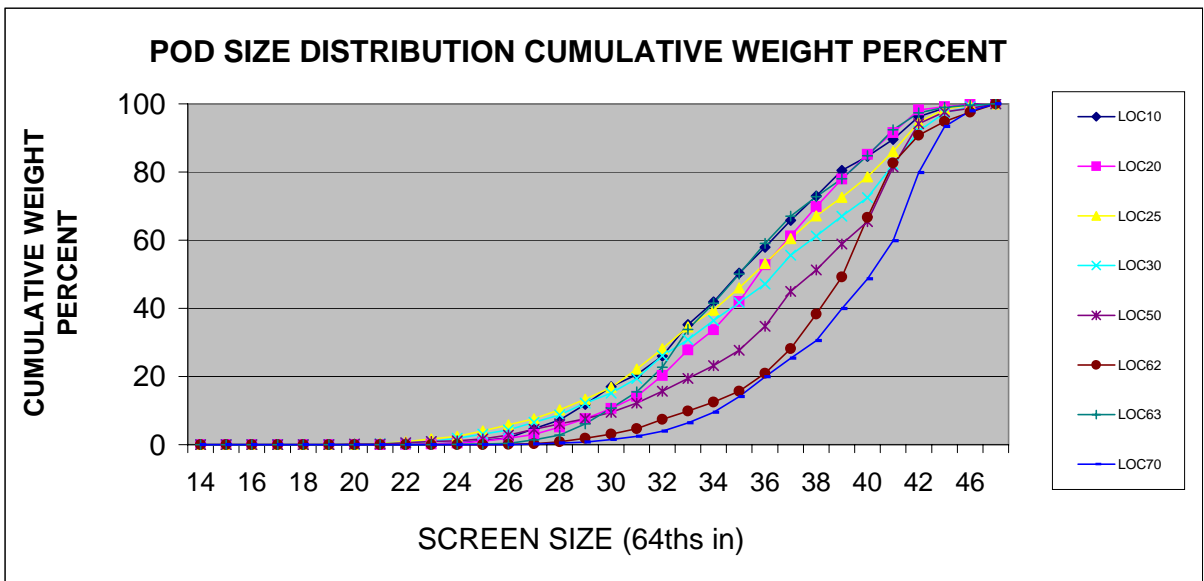
LOCATION 70

ELK	57.11
MEDIUM	5.49
NUMBER 1	3.23
-15	3.39
SPLITS	30.77



NC 7 UPPT 2009 POD SIZE DISTRIBUTION CUMULATIVE WEIGHT PERCENT TABLE

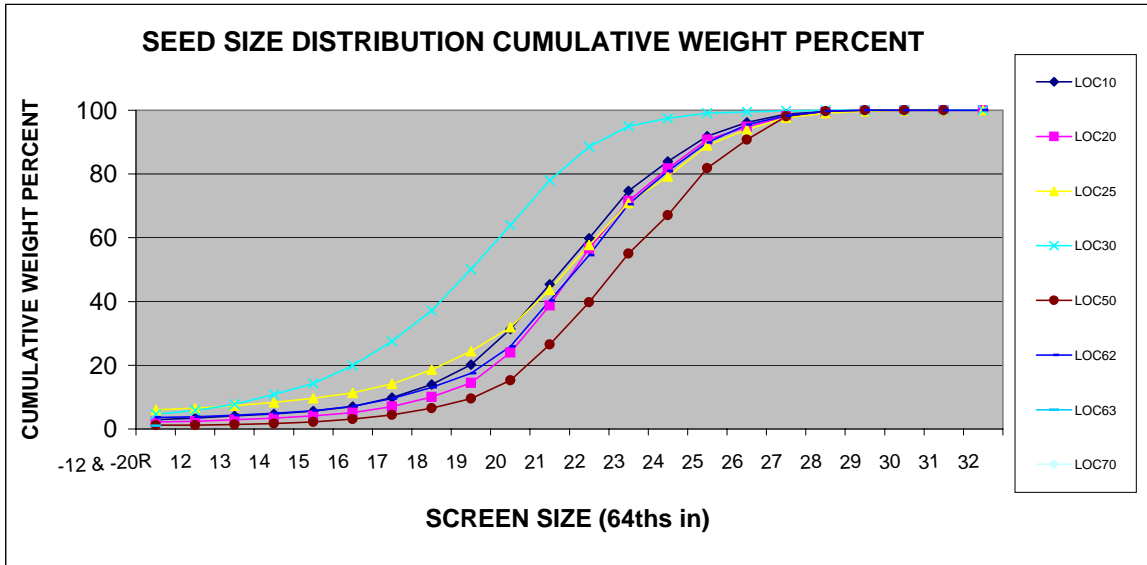
SCREEN SIZE	LOCATION							
	10	20	25	30	50	62	63	70
14	0.00	0.00	0.00	0.00	0.00	0.00	0.00	0.00
15	0.00	0.00	0.00	0.00	0.00	0.00	0.00	0.00
16	0.00	0.00	0.00	0.00	0.00	0.00	0.00	0.00
17	0.00	0.00	0.00	0.00	0.00	0.00	0.00	0.00
18	0.00	0.00	0.00	0.00	0.00	0.00	0.00	0.00
19	0.00	0.00	0.00	0.00	0.00	0.00	0.00	0.00
20	0.00	0.00	0.06	0.06	0.16	0.00	0.00	0.00
21	0.00	0.00	0.38	0.30	0.22	0.00	0.00	0.00
22	0.00	0.13	0.82	0.50	0.52	0.00	0.00	0.00
23	0.20	0.22	1.64	0.97	0.90	0.00	0.00	0.00
24	0.43	0.52	2.44	1.88	1.08	0.00	0.11	0.00
25	1.20	1.02	4.08	3.13	1.71	0.00	0.18	0.00
26	1.96	1.86	5.78	4.31	2.84	0.06	0.42	0.00
27	4.70	3.03	7.65	6.56	4.46	0.29	1.41	0.23
28	7.26	5.13	10.19	8.74	6.11	0.80	2.79	0.44
29	11.88	7.63	13.33	12.23	7.61	1.91	6.06	0.80
30	16.96	10.66	16.78	15.15	9.52	3.06	10.71	1.48
31	20.52	14.18	22.15	19.47	12.23	4.71	15.50	2.44
32	26.03	20.29	28.16	26.08	15.67	7.39	22.75	3.93
33	35.18	27.81	34.52	30.75	19.41	9.89	33.76	6.37
34	41.90	33.68	39.42	36.41	23.23	12.52	41.52	9.46
35	50.37	41.96	46.02	41.72	27.72	15.72	50.04	14.13
36	57.96	52.79	53.18	47.17	34.71	20.90	59.09	19.92
37	65.78	61.19	60.47	55.59	45.01	28.18	67.00	25.33
38	72.98	69.90	67.11	61.22	51.24	38.35	72.80	30.54
39	80.43	77.96	72.54	67.03	58.83	49.23	78.01	39.91
40	84.61	85.19	78.57	72.46	65.49	66.62	84.76	48.66
41	89.54	91.56	86.01	82.21	81.51	82.62	92.37	59.78
42	96.21	98.21	94.55	92.00	94.17	90.81	97.33	79.78
44	98.75	99.13	98.51	97.38	97.69	94.81	98.99	93.30
46	100.00	99.78	99.66	99.20	98.71	97.51	99.60	97.89
48	100.00	100.00	100.00	100.00	100.00	100.00	100.00	100.00



NC 7 UPPT 2009 SEED SIZE DISTRIBUTION CUMULATIVE WEIGHT PERCENT TABLE

LOCATION

Screen Size	10	20	25	30	50	62	63	70
-12 & -20R	2.91	2.21	5.99	4.62	4.15	1.18	3.01	3.64
12	3.44	2.44	6.54	5.81	4.37	1.25	3.32	3.86
13	4.10	2.93	7.30	7.78	4.68	1.45	3.71	4.33
14	4.76	3.44	8.31	10.85	5.20	1.72	4.18	4.89
15	5.63	4.11	9.66	14.28	6.04	2.21	5.03	5.74
16	6.99	5.13	11.39	19.84	7.03	3.13	5.88	7.13
17	9.81	6.98	14.19	27.47	9.00	4.45	7.15	9.57
18	13.97	10.00	18.62	37.18	12.33	6.50	9.66	13.01
19	20.14	14.42	24.40	50.06	17.18	9.50	12.92	17.50
20	31.33	24.02	31.90	63.95	27.10	15.31	21.09	25.95
21	45.38	38.72	43.65	77.97	40.05	26.47	36.46	40.22
22	59.86	56.63	57.74	88.51	55.11	39.76	54.31	54.50
23	74.72	71.45	70.91	94.98	70.56	55.01	74.39	70.51
24	83.98	81.69	79.19	97.49	80.08	67.10	85.76	80.93
25	91.86	90.80	88.95	99.07	90.38	81.83	95.04	89.82
26	96.22	94.74	93.99	99.55	95.16	90.78	98.36	95.49
27	98.83	98.07	97.67	99.81	98.19	98.07	99.55	98.34
28	99.58	99.41	99.09	99.96	99.50	99.70	99.95	99.72
29	99.93	99.77	99.72	100.00	99.93	99.97	100.00	100.00
30	100.00	99.91	99.93	100.00	100.00	100.00	100.00	100.00
31	100.00	100.00	99.96	100.00	100.00	100.00	100.00	100.00
32	100.00	100.00	100.00	100.00	100.00	100.00	100.00	100.00



NC 7 UPPT 2009 SEED COUNT/POUND TABLE

LOCATION 10

ELK	454
MEDIUM	801
NUMBER 1	1200
SPLITS	1106

LOCATION 20

ELK	434
MEDIUM	756
NUMBER 1	1194
SPLITS	1036

LOCATION 25

ELK	449
MEDIUM	846
NUMBER 1	1194
SPLITS	957

LOCATION 30

ELK	616
MEDIUM	937
NUMBER 1	1274
SPLITS	1200

LOCATION 50

ELK	427
MEDIUM	764
NUMBER 1	1175
SPLITS	1060

LOCATION 62

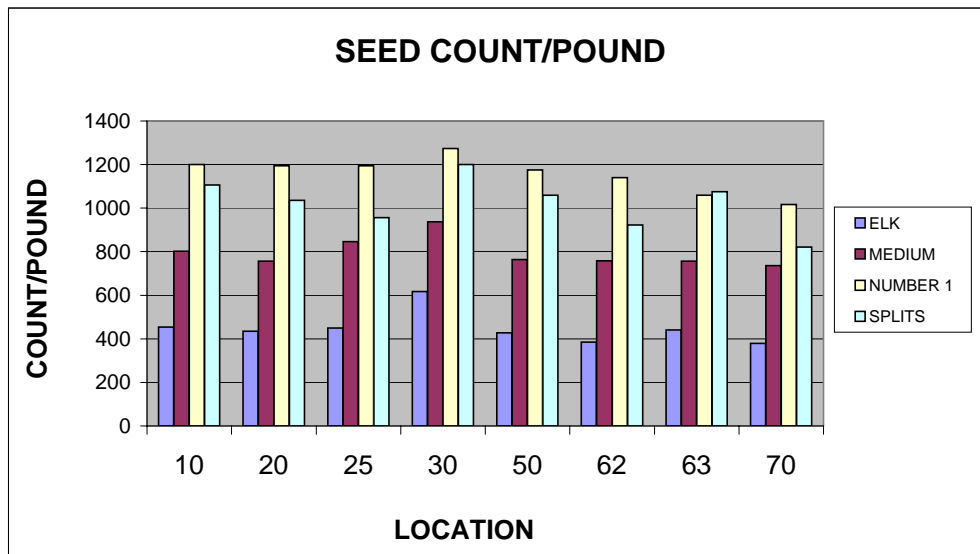
ELK	385
MEDIUM	759
NUMBER 1	1140
SPLITS	922

LOCATION 63

ELK	440
MEDIUM	756
NUMBER 1	1060
SPLITS	1075

LOCATION 70

ELK	379
MEDIUM	736
NUMBER 1	1017
SPLITS	822



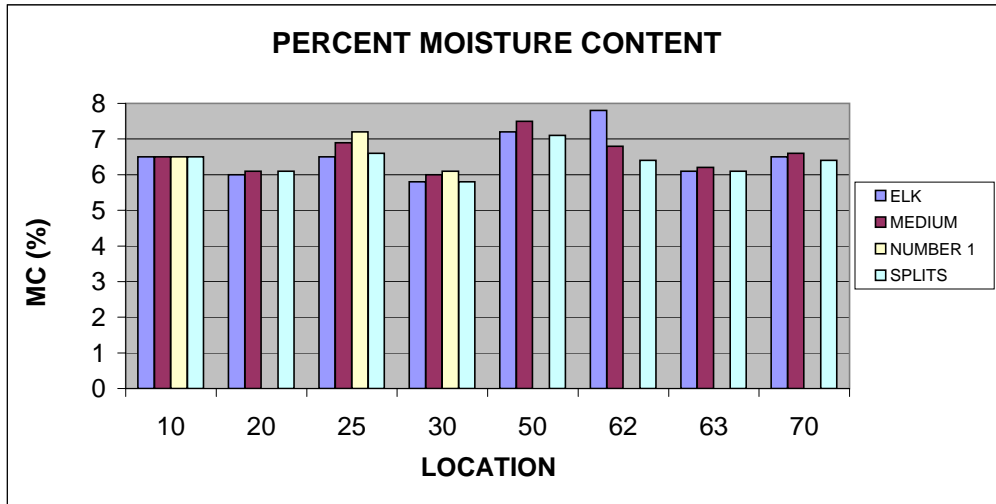
NC 7 UPPT 2009 GAC 2000 SEED MOISTURE CONTENT TABLE

<u>LOCATION 10</u>		<u>LOCATION 20</u>		<u>LOCATION 25</u>	
ELK	6.5	ELK	6.0	ELK	6.5
MEDIUM	6.5	MEDIUM	6.1	MEDIUM	6.9
NUMBER 1	6.6	NUMBER 1	N/A	NUMBER 1	7.2
SPLITS	6.5	SPLITS	6.1	SPLITS	6.6

<u>LOCATION 30</u>		<u>LOCATION 50</u>		<u>LOCATION 62</u>	
ELK	5.8	ELK	7.2	ELK	7.8
MEDIUM	6.0	MEDIUM	7.5	MEDIUM	6.8
NUMBER 1	6.1	NUMBER 1	N/A	NUMBER 1	N/A
SPLITS	5.8	SPLITS	7.1	SPLITS	6.4

<u>LOCATION 63</u>		<u>LOCATION 70</u>	
ELK	6.1	ELK	6.5
MEDIUM	6.2	MEDIUM	6.6
NUMBER 1	N/A	NUMBER 1	N/A
SPLITS	6.1	SPLITS	6.4

* NA INDICATES THAT THERE WAS NOT ENOUGH MATERIAL FOR THE GAC 2000 MOISTURE METER TO READ



LOCATION 10 UPPT 2009 SHELLING DATA

VARIETY: NC 7 DATE: FEB 23, 2010

STAGE	GRATE	WEIGHT	TIME
1st	32 initial	6144.8	112 sec.
	grams shelled / min	2335.8	
2nd	29 unshelled	1784.6	70 sec.
	grams shelled / min	1059.4	
3rd	26 unshelled	548.6	68 sec.
	grams shelled / min	361.9	
4th	23 unshelled	138.4	33 sec.
	grams shelled / min	227.3	
5th	20 unshelled	13.4	11 sec.
	grams shelled / min	73.1	
6th			
Final grams unshelled		0.0	
Total grams shelled		6144.8	4.90 min.
Total grams shelled / min		1254.0	
HULLS		1572.0	

LOCATION 20 UPPT 2009 SHELLING DATA

VARIETY: NC 7 DATE: MAR. 4, 2010

GRATE	WEIGHT	TIME	
32 initial	4588.6	87 sec.	
grams shelled / min	2339.3		
29 unshelled	1196.6	55 sec.	
grams shelled / min	972.9		
26 unshelled	304.8	46 sec.	
grams shelled / min	318.0		
23 unshelled	61.0	10 sec.	
grams shelled / min	300.0		
20 unshelled	11.0	5 sec.	
grams shelled / min	132.0		
Final grams unshelled		0.0	
Total grams shelled		4588.6	3.38 min.
Total grams shelled / min		1356.2	
HULLS		1154.0	

LOCATION 25 UPPT 2009 SHELLING DATA

VARIETY: NC 7 DATE: DEC. 7, 2009

STAGE	GRATE	WEIGHT	TIME
1st	32 initial	6502.6	147 sec.
	grams shelled / min	1721.6	
2nd	29 unshelled	2284.8	124 sec.
	grams shelled / min	656.1	
3rd	26 unshelled	928.8	179 sec.
	grams shelled / min	177.3	
4th	23 unshelled	399.8	181 sec.
	grams shelled / min	93.1	
5th	20 unshelled	118.8	58 sec.
	grams shelled / min	102.0	
6th	17 unshelled	20.2	25 sec.
	grams shelled / min	48.5	
Final grams unshelled		0.0	
Total grams shelled		6502.6	11.90 min.
Total grams shelled / min		546.4	
HULLS		1700.4	

LOCATION 30 UPPT 2009 SHELLING DATA

VARIETY: NC 7 DATE: NOV 19, 2008

GRATE	WEIGHT	TIME	
31 initial	5954.8	162 sec.	
grams shelled / min	1912.7		
28 unshelled	790.4	46 sec.	
grams shelled / min	445.8		
25 unshelled	448.6	53 sec.	
grams shelled / min	302.9		
22 unshelled	181.0	59 sec.	
grams shelled / min	161.9		
19 unshelled	21.8	11 sec.	
grams shelled / min	118.9		
Final grams unshelled		0.0	
Total grams shelled		5954.8	5.52 min.
Total grams shelled / min		1079.4	
HULLS		2210.4	

LOCATION 50 UPPT 2009 SHELLING DATA

VARIETY: NC 7 DATE: JAN 14, 2010

STAGE	GRATE	WEIGHT	TIME
1st	31 initial	4201.6	122 sec.
	grams shelled / min	1904.8	
2nd	28 unshelled	328.6	44 sec.
	grams shelled / min	206.7	
3rd	25 unshelled	177.0	30 sec.
	grams shelled / min	170.4	
4th	22 unshelled	91.8	28 sec.
	grams shelled / min	154.3	
5th	19 unshelled	19.8	11 sec.
	grams shelled / min	108.0	
6th			
Final grams unshelled		0.0	
Total grams shelled		4201.6	3.92 min.
Total grams shelled / min		1072.7	
HULLS		1163.2	

LOCATION 62 UPPT 2009 SHELLING DATA

VARIETY: NC 7 DATE: MAR 23, 2010

GRATE	WEIGHT	TIME	
30 initial	6317.6	156 sec.	
grams shelled / min	2348.4		
27 unshelled	211.8	61 sec.	
grams shelled / min	187.3		
24 unshelled	21.4	12 sec.	
grams shelled / min	107.0		
Final grams unshelled		0.0	
Total grams shelled		6317.6	3.82 min.
Total grams shelled / min		1655.3	
HULLS		1703.2	

LOCATION 63 UPPT 2009 SHELLING DATA

VARIETY: NC 7 DATE: MAR, 11, 2010

STAGE	GRATE	WEIGHT	TIME
1st	31 initial	6356.0	152 sec.
	grams shelled / min	2308.8	
2nd	28 unshelled	507.0	41 sec.
	grams shelled / min	448.7	
3rd	25 unshelled	200.4	33 sec.
	grams shelled / min	308.0	
4th	22 unshelled	31.0	11 sec.
	grams shelled / min	159.3	
5th	17 unshelled	1.8	5 sec.
	grams shelled / min	21.6	
6th			
Final grams unshelled		0.0	
Total grams shelled		6356.0	4.03 min.
Total grams shelled / min		1575.9	
HULLS		1615.2	

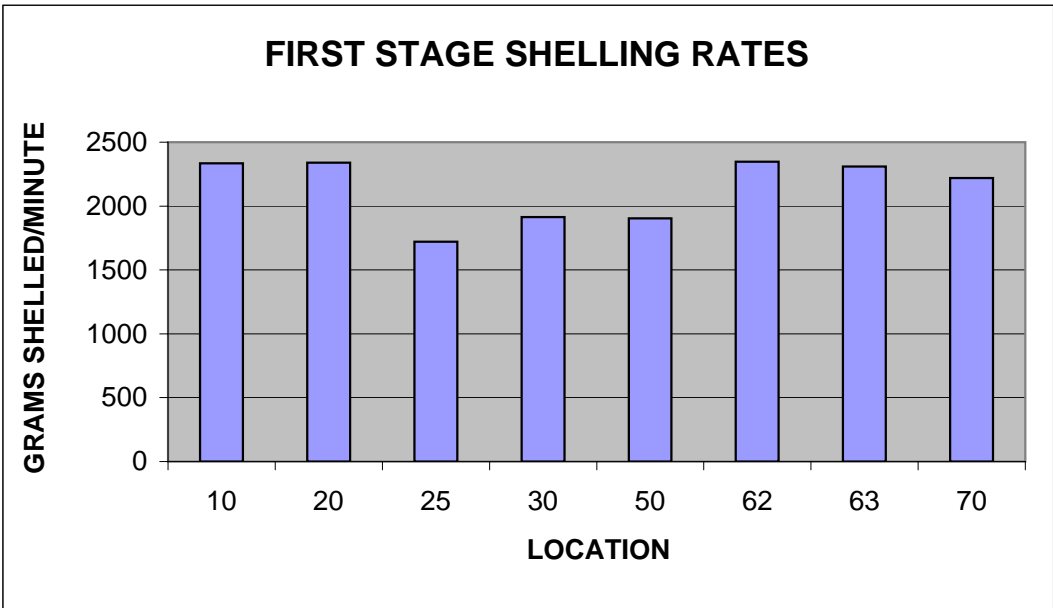
LOCATION 70 UPPT 2009 SHELLING DATA

VARIETY: NC 7 DATE: FEB 11, 2010

GRATE	WEIGHT	TIME
31 initial	6632.8	176 sec.
	grams shelled / min	2220.0
28 unshelled	120.8	25 sec.
	grams shelled / min	198.7
25 unshelled	38.0	10 sec.
	grams shelled / min	228.0
Final grams unshelled		0.0
Total grams shelled		6632.8 3.52 min.
Total grams shelled / min		1886.1
HULLS		2030.8

NC 7 UPPT 2009 FIRST STAGE SHELLING RATES

<u>LOCATION</u>	<u>GRAMS SHELLED / MINUTE</u>
10	2335.8
20	2339.3
25	1721.6
30	1912.7
50	1904.8
62	2348.4
63	2308.8
70	2220.0



NO5006 UPPT 2009 POD BULK DENSITY TABLE

LOCATION 10

BULK	Kg	cm	Kg/m ³
DENSITY	6.46	27.53	252.70

LOCATION 25

BULK	Kg	cm	Kg/m ³
DENSITY	6.61	27.25	260.91

LOCATION 50

BULK	Kg	cm	Kg/m ³
DENSITY	4.29	19.83	232.97

LOCATION 63

BULK	Kg	cm	Kg/m ³
DENSITY	6.61	30.00	237.19

LOCATION 20

BULK	Kg	cm	Kg/m ³
DENSITY	4.74	21.45	237.61

LOCATION 30

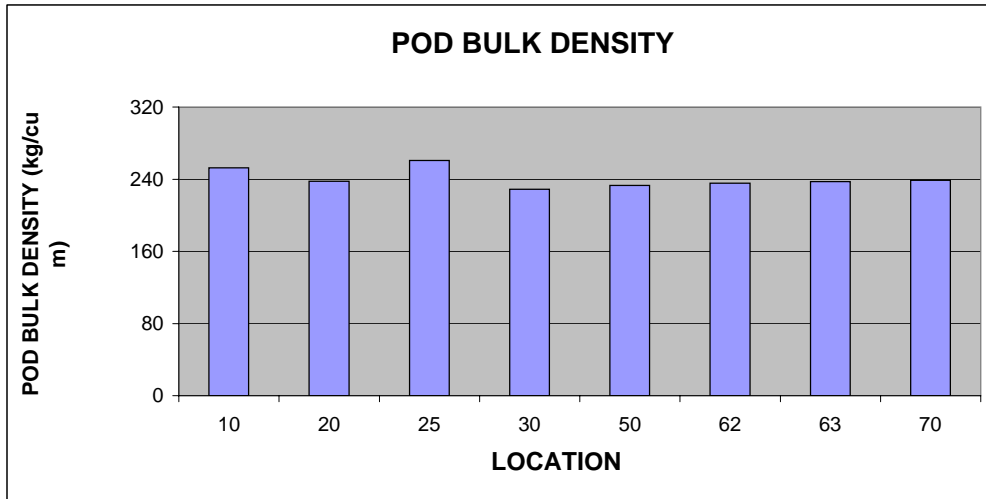
BULK	Kg	cm	Kg/m ³
DENSITY	6.38	30.00	228.78

LOCATION 62

BULK	Kg	cm	Kg/m ³
DENSITY	6.57	30.00	235.65

LOCATION 70

BULK	Kg	cm	Kg/m ³
DENSITY	6.66	30.00	238.80



NO5006 UPPT 2009 COMMERCIAL GRADE SIZE WEIGHT PERCENT TABLE

LOCATION 10

ELK	71.03
MEDIUM	10.42
NUMBER 1	5.33
-15	4.10
SPLITS	9.12

LOCATION 20

ELK	69.53
MEDIUM	10.84
NUMBER 1	5.73
-15	4.27
SPLITS	9.64

LOCATION 25

ELK	67.54
MEDIUM	9.93
NUMBER 1	6.50
-15	6.54
SPLITS	9.48

LOCATION 30

ELK	42.08
MEDIUM	24.46
NUMBER 1	14.83
-15	9.40
SPLITS	9.22

LOCATION 50

ELK	65.74
MEDIUM	15.66
NUMBER 1	8.16
-15	5.05
SPLITS	5.39

LOCATION 62

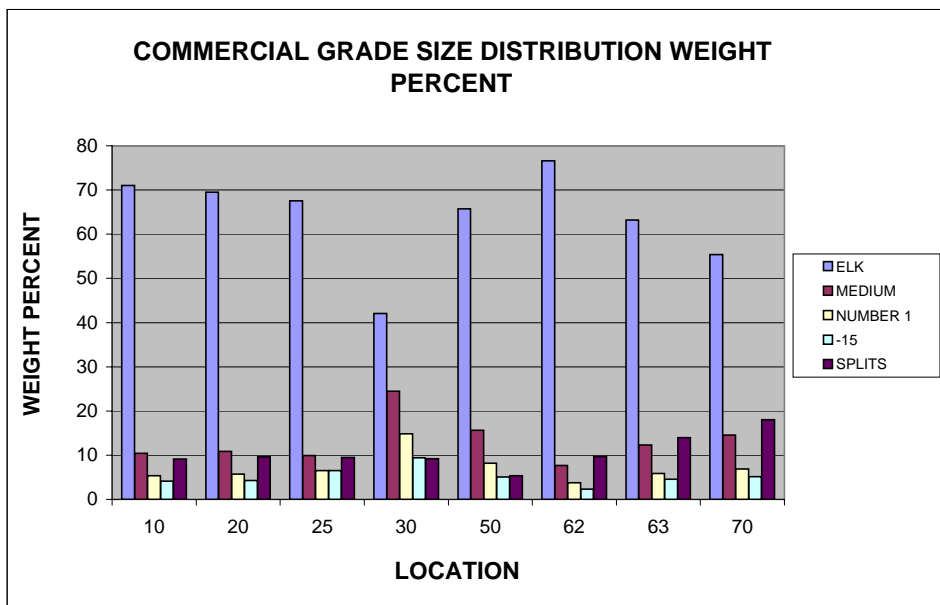
ELK	76.61
MEDIUM	7.65
NUMBER 1	3.75
-15	2.30
SPLITS	9.69

LOCATION 63

ELK	63.22
MEDIUM	12.33
NUMBER 1	5.88
-15	4.59
SPLITS	13.97

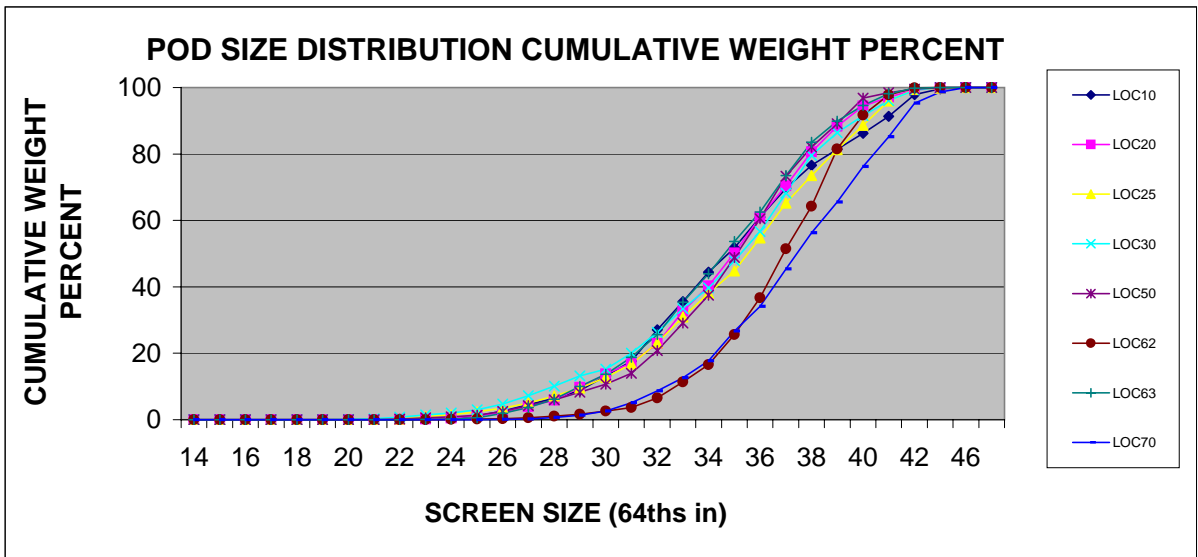
LOCATION 70

ELK	55.40
MEDIUM	14.56
NUMBER 1	6.88
-15	5.15
SPLITS	18.00



NO5006 UPPT 2009 POD SIZE DISTRIBUTION CUMULATIVE WEIGHT PERCENT TABLE

SCREEN SIZE	LOCATION							
	10	20	25	30	50	62	63	70
14	0.00	0.00	0.00	0.00	0.00	0.00	0.00	0.00
15	0.00	0.00	0.00	0.00	0.00	0.00	0.00	0.00
16	0.00	0.00	0.00	0.00	0.00	0.00	0.00	0.00
17	0.00	0.00	0.00	0.00	0.00	0.00	0.00	0.00
18	0.00	0.00	0.00	0.00	0.00	0.00	0.00	0.00
19	0.00	0.00	0.00	0.00	0.00	0.00	0.00	0.00
20	0.00	0.00	0.00	0.10	0.00	0.00	0.00	0.00
21	0.00	0.00	0.07	0.34	0.02	0.00	0.00	0.00
22	0.00	0.12	0.17	0.81	0.17	0.00	0.00	0.00
23	0.08	0.22	0.94	1.40	0.57	0.00	0.07	0.00
24	0.39	0.52	1.42	2.01	0.84	0.06	0.21	0.00
25	1.18	1.25	2.42	2.98	1.38	0.19	0.62	0.00
26	2.57	2.15	3.42	4.68	2.55	0.33	1.89	0.07
27	4.49	3.98	5.04	7.27	4.28	0.53	3.65	0.19
28	6.48	5.92	7.08	10.09	6.01	1.08	6.13	0.72
29	8.75	9.71	9.53	13.23	8.26	1.67	10.06	1.37
30	13.22	13.77	12.72	15.26	10.68	2.60	13.63	2.55
31	17.59	17.04	16.81	20.09	13.98	3.65	18.83	5.08
32	27.10	22.89	23.12	26.31	20.77	6.52	25.59	8.67
33	35.56	32.62	30.89	33.39	29.06	11.38	35.32	12.61
34	44.41	40.24	38.03	39.66	37.50	16.53	43.95	17.74
35	51.74	50.23	44.75	47.86	48.85	25.61	53.64	26.67
36	60.96	60.96	54.75	56.67	60.54	36.72	62.49	34.14
37	69.65	70.45	65.24	68.19	73.36	51.44	73.46	45.37
38	76.64	80.66	73.50	79.55	82.11	64.27	83.53	56.31
39	81.36	88.34	81.28	86.40	89.13	81.46	89.87	65.50
40	86.27	94.39	88.59	91.51	96.80	91.70	94.63	76.23
41	91.31	97.09	95.97	96.05	98.46	97.77	98.14	85.19
42	97.86	99.33	99.44	99.19	99.52	99.87	99.81	95.24
44	99.64	99.80	99.80	100.00	100.00	100.00	100.00	98.67
46	100.00	100.00	100.00	100.00	100.00	100.00	100.00	100.00
48	100.00	100.00	100.00	100.00	100.00	100.00	100.00	100.00



NO5006 UPPT 2009 SEED COUNT/POUND TABLE

LOCATION 10

ELK	437
MEDIUM	828
NUMBER 1	1128
SPLITS	1096

LOCATION 20

ELK	521
MEDIUM	790
NUMBER 1	1233
SPLITS	1134

LOCATION 25

ELK	484
MEDIUM	777
NUMBER 1	1181
SPLITS	1022

LOCATION 30

ELK	615
MEDIUM	854
NUMBER 1	1278
SPLITS	1285

LOCATION 50

ELK	490
MEDIUM	751
NUMBER 1	1050
SPLITS	1226

LOCATION 62

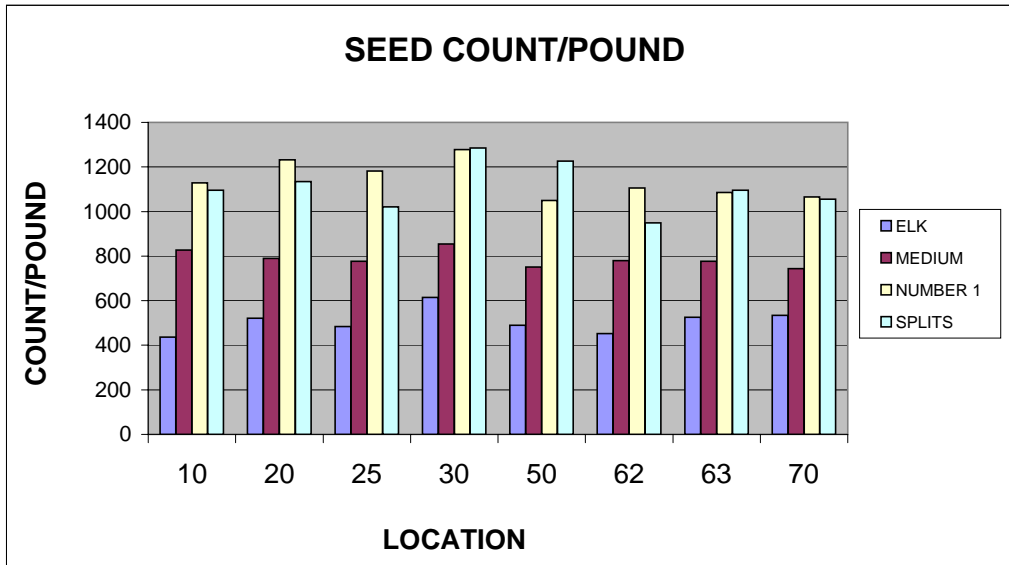
ELK	452
MEDIUM	779
NUMBER 1	1106
SPLITS	949

LOCATION 63

ELK	526
MEDIUM	777
NUMBER 1	1085
SPLITS	1096

LOCATION 70

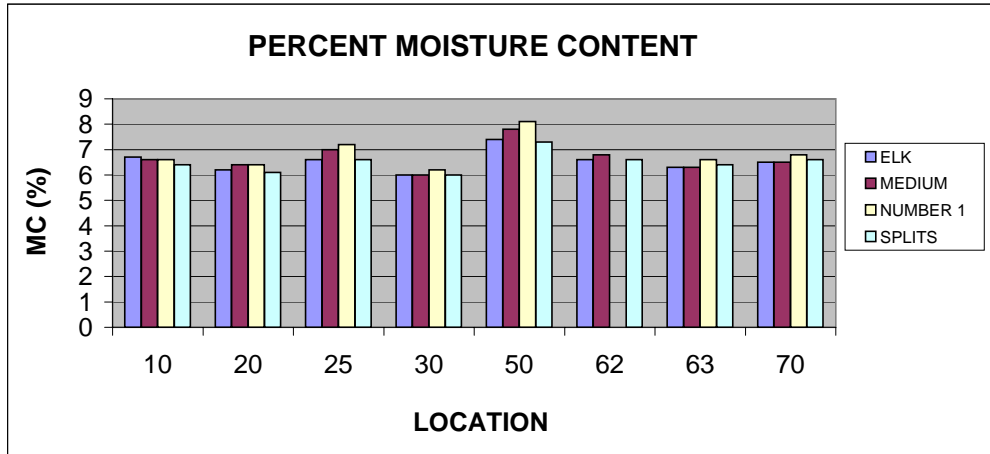
ELK	534
MEDIUM	744
NUMBER 1	1065
SPLITS	1055



NO5006 UPPT 2009 GAC 2000 SEED MOISTURE CONTENT TABLE

<u>LOCATION 10</u>		<u>LOCATION 20</u>		<u>LOCATION 25</u>	
ELK	6.7	ELK	6.2	ELK	6.6
MEDIUM	6.6	MEDIUM	6.4	MEDIUM	7.0
NUMBER 1	6.7	NUMBER 1	6.4	NUMBER 1	7.2
SPLITS	6.4	SPLITS	6.1	SPLITS	6.6
<u>LOCATION 30</u>		<u>LOCATION 50</u>		<u>LOCATION 62</u>	
ELK	6.0	ELK	7.4	ELK	6.6
MEDIUM	6.0	MEDIUM	7.8	MEDIUM	6.8
NUMBER 1	6.2	NUMBER 1	8.1	NUMBER 1	N/A
SPLITS	6.0	SPLITS	7.3	SPLITS	6.6
<u>LOCATION 63</u>		<u>LOCATION 70</u>			
ELK	6.3	ELK	6.5		
MEDIUM	6.3	MEDIUM	6.5		
NUMBER 1	6.6	NUMBER 1	6.8		
SPLITS	6.4	SPLITS	6.6		

* NA INDICATES THAT THERE WAS NOT ENOUGH MATERIAL FOR THE GAC 2000 MOISTURE METER TO READ



LOCATION 10 UPPT 2009 SHELLING DATA

VARIETY: N05006 DATE: FEB 23, 2010

STAGE	GRATE	WEIGHT	TIME
1st	30 initial	6262.0	156 sec.
	grams shelled / min	2173.9	
2nd	27 unshelled	609.8	62 sec.
	grams shelled / min	378.4	
3rd	24 unshelled	218.8	48 sec.
	grams shelled / min	215.0	
4th	21 unshelled	46.8	14 sec.
	grams shelled / min	191.1	
5th	18 unshelled	2.2	7 sec.
	grams shelled / min	18.9	
6th			sec.
Final grams unshelled		0.0	
Total grams shelled		6262.0	4.78 min.
Total grams shelled / min		1309.1	
HULLS		1631.4	

LOCATION 20 UPPT 2009 SHELLING DATA

VARIETY: N05006 DATE: MAR. 4, 2010

GRATE	WEIGHT	TIME
30 initial	4535.0	115 sec.
grams shelled / min	2164.3	
27 unshelled	386.8	44 sec.
grams shelled / min	347.7	
24 unshelled	131.8	25 sec.
grams shelled / min	255.4	
21 unshelled	25.4	6 sec.
grams shelled / min	238.0	
18 unshelled	1.6	5 sec.
grams shelled / min	19.2	
Final grams unshelled		0.0
Total grams shelled		4535.0 3.25 min.
Total grams shelled / min		1395.4
HULLS		1245.0

LOCATION 25 UPPT 2009 SHELLING DATA

VARIETY: N05006 DATE: DEC. 7, 2009

STAGE	GRATE	WEIGHT	TIME
1st	32 initial	6405.2	152 sec.
	grams shelled / min	1667.7	
2nd	29 unshelled	2180.4	137 sec.
	grams shelled / min	638.2	
3rd	26 unshelled	723.2	166 sec.
	grams shelled / min	164.8	
4th	23 unshelled	267.2	152 sec.
	grams shelled / min	75.4	
5th	20 unshelled	76.2	50 sec.
	grams shelled / min	77.0	
6th	17 unshelled	12.0	22 sec.
	grams shelled / min	32.7	
Final grams unshelled		0.0	
Total grams shelled		6405.2	11.32 min.
Total grams shelled / min		566.0	
HULLS		1674.4	

LOCATION 30 UPPT 2009 SHELLING DATA

VARIETY: N05006 DATE: NOV 19, 2008

GRATE	WEIGHT	TIME
29 initial	6176.2	178 sec.
grams shelled / min	1821.7	
26 unshelled	771.8	82 sec.
grams shelled / min	406.4	
23 unshelled	216.4	51 sec.
grams shelled / min	179.1	
20 unshelled	64.2	23 sec.
grams shelled / min	129.9	
17 unshelled	14.4	11 sec.
grams shelled / min	78.5	
Final grams unshelled		0.0
Total grams shelled		6176.2 5.75 min.
Total grams shelled / min		1074.1
HULLS		2137.8

LOCATION 50 UPPT 2009 SHELLING DATA

VARIETY: N05006 DATE: JAN 14, 2010

STAGE	GRATE	WEIGHT	TIME
1st	29 initial	4090.8	155 sec.
	grams shelled / min	1471.5	
2nd	26 unshelled	289.4	69 sec.
	grams shelled / min	190.3	
3rd	23 unshelled	70.6	22 sec.
	grams shelled / min	159.3	
4th	20 unshelled	12.2	10 sec.
	grams shelled / min	73.2	
5th			
6th			
Final grams unshelled		0.0	
Total grams shelled		4090.8	4.27 min.
Total grams shelled / min		958.8	
HULLS		1145.2	

LOCATION 62 UPPT 2009 SHELLING DATA

VARIETY: N05006 DATE: MAR 23, 2010

GRATE	WEIGHT	TIME
31 initial	6367.8	162 sec.
grams shelled / min	2276.7	
28 unshelled	220.8	34 sec.
grams shelled / min	279.9	
25 unshelled	62.2	20 sec.
grams shelled / min	145.8	
22 unshelled	13.6	11 sec.
grams shelled / min	74.2	
Final grams unshelled		0.0
Total grams shelled		6367.8 3.78 min.
Total grams shelled / min		1683.1
HULLS		1809.6

LOCATION 63 UPPT 2009 SHELLING DATA

VARIETY: N05006 DATE: MAR, 11, 2010

STAGE	GRATE	WEIGHT	TIME
1st	29 initial	6410.8	201 sec.
	grams shelled / min	1794.4	
2nd	26 unshelled	399.4	85 sec.
	grams shelled / min	238.2	
3rd	23 unshelled	62.0	21 sec.
	grams shelled / min	158.3	
4th	20 unshelled	6.6	7 sec.
	grams shelled / min	56.6	
5th			
6th			
Final grams unshelled		0.0	
Total grams shelled		6410.8	5.23 min.
Total grams shelled / min		1225.0	
HULLS		1836.4	

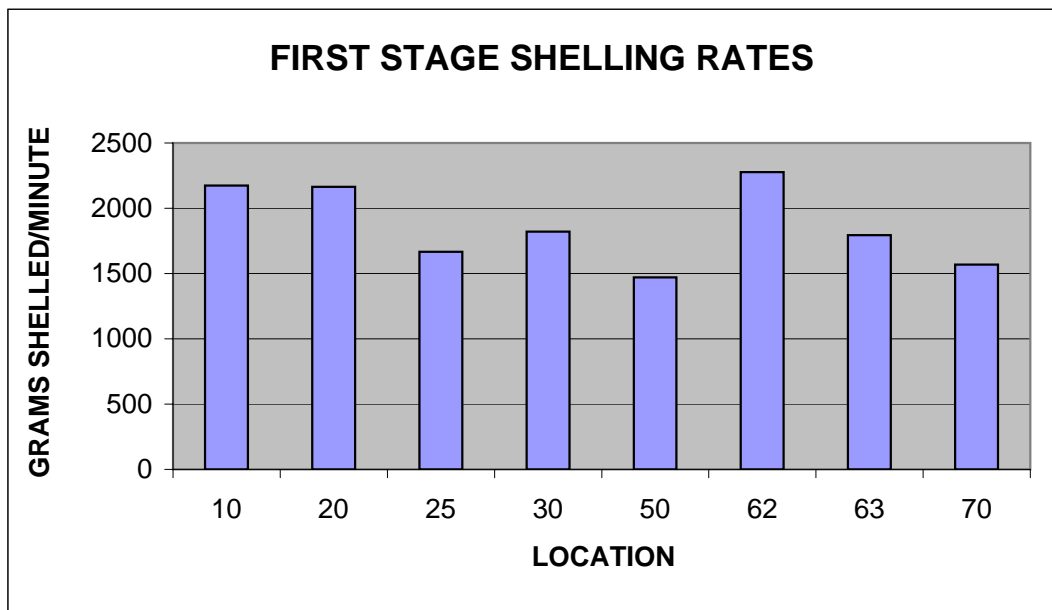
LOCATION 70 UPPT 2009 SHELLING DATA

VARIETY: N05006 DATE: FEB 11, 2010

GRATE	WEIGHT	TIME
29 initial	6455.6	243 sec.
	grams shelled / min	1568.5
26 unshelled	103.0	29 sec.
	grams shelled / min	190.3
23 unshelled	11.0	11 sec.
	grams shelled / min	60.0
Final grams unshelled		0.0
Total grams shelled		6455.6 4.72 min.
Total grams shelled / min		1368.7
HULLS		2078.8

NO5006 UPPT 2009 FIRST STAGE SHELLING RATES

<u>LOCATION</u>	<u>GRAMS SHELLED / MINUTE</u>
10	2173.9
20	2164.3
25	1667.7
30	1821.7
50	1471.5
62	2276.7
63	1794.4
70	1568.5



NO5008 UPPT 2009 POD BULK DENSITY TABLE

LOCATION 10

	Kg	cm	Kg/m3
BULK			
DENSITY	6.49	30.00	233.02

LOCATION 25

	Kg	cm	Kg/m3
BULK			
DENSITY	5.64	25.28	240.08

LOCATION 50

	Kg	cm	Kg/m3
BULK			
DENSITY	4.41	20.23	234.58

LOCATION 63

	Kg	cm	Kg/m3
BULK			
DENSITY	6.65	30.00	238.51

LOCATION 20

	Kg	cm	Kg/m3
BULK			
DENSITY	4.75	22.48	227.40

LOCATION 30

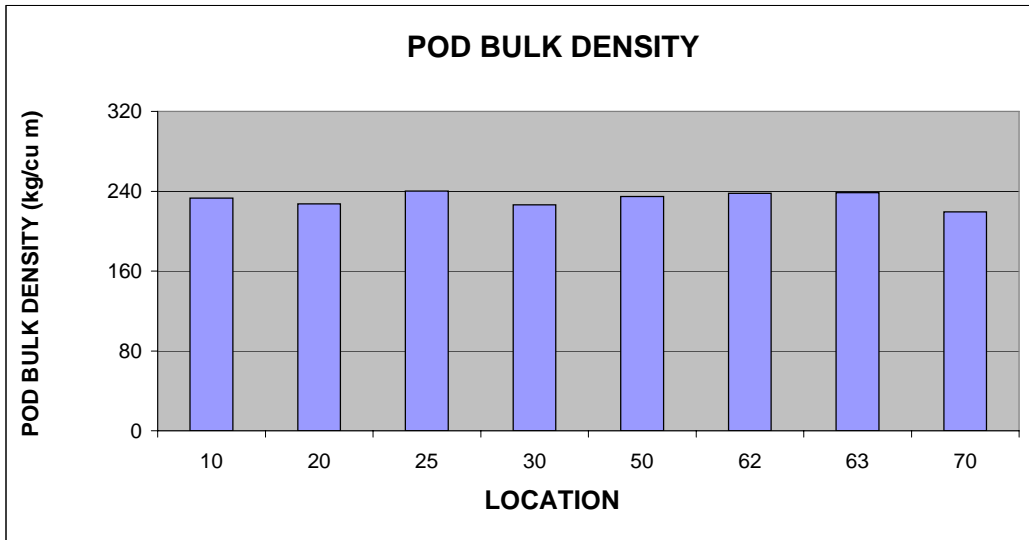
	Kg	cm	Kg/m3
BULK			
DENSITY	6.31	30.00	226.49

LOCATION 62

	Kg	cm	Kg/m3
BULK			
DENSITY	6.63	30.00	237.80

LOCATION 70

	Kg	cm	Kg/m3
BULK			
DENSITY	6.11	30.00	219.36



NO5008 UPPT 2009 COMMERCIAL GRADE SIZE WEIGHT PERCENT TABLE

LOCATION 10

ELK	63.82
MEDIUM	14.01
NUMBER 1	6.61
-15	4.89
SPLITS	10.67

LOCATION 20

ELK	72.38
MEDIUM	11.51
NUMBER 1	4.78
-15	2.82
SPLITS	8.50

LOCATION 25

ELK	47.57
MEDIUM	19.13
NUMBER 1	12.48
-15	10.56
SPLITS	10.25

LOCATION 30

ELK	44.03
MEDIUM	26.32
NUMBER 1	13.82
-15	7.72
SPLITS	8.11

LOCATION 50

ELK	69.82
MEDIUM	10.85
NUMBER 1	5.18
-15	3.89
SPLITS	10.25

LOCATION 62

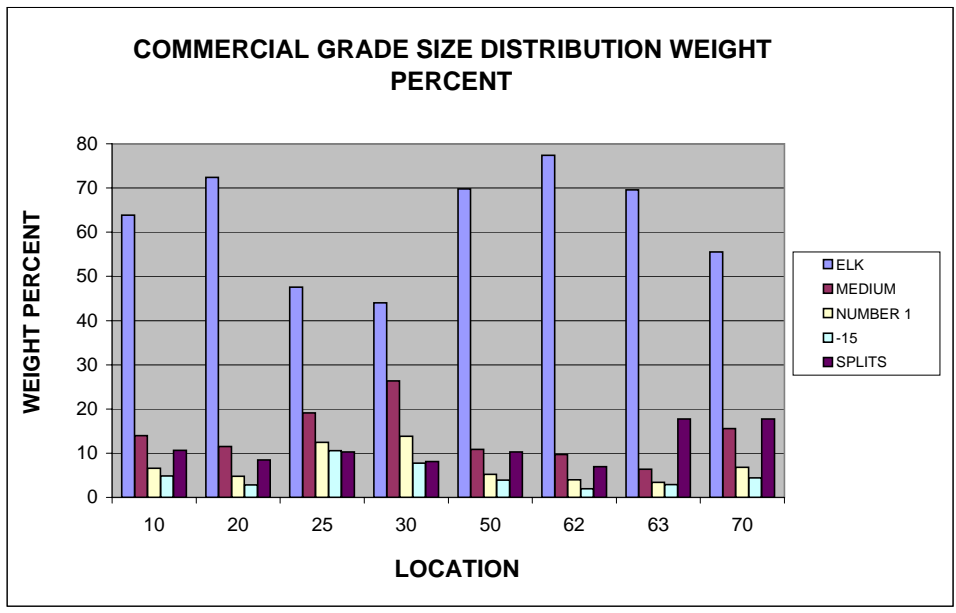
ELK	77.42
MEDIUM	9.67
NUMBER 1	4.01
-15	1.97
SPLITS	6.92

LOCATION 63

ELK	69.56
MEDIUM	6.36
NUMBER 1	3.43
-15	2.88
SPLITS	17.77

LOCATION 70

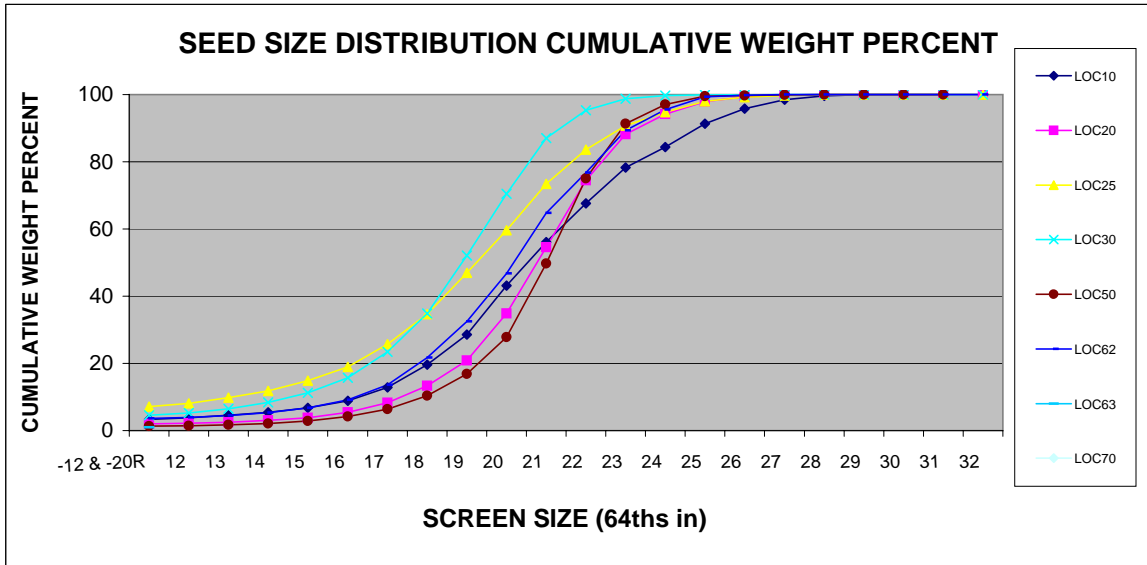
ELK	55.51
MEDIUM	15.54
NUMBER 1	6.80
-15	4.41
SPLITS	17.74



NO5008 UPPT 2009 SEED SIZE DISTRIBUTION CUMULATIVE WEIGHT PERCENT TABLE

LOCATION

Screen Size	10	20	25	30	50	62	63	70
-12 & -20R	3.35	2.02	7.17	4.59	2.98	1.31	2.27	3.61
12	3.80	2.18	8.14	5.24	3.20	1.41	2.56	3.91
13	4.56	2.51	9.78	6.47	3.57	1.68	2.92	4.49
14	5.47	3.08	11.77	8.41	4.34	2.11	3.50	5.36
15	6.71	3.85	14.83	11.24	5.48	2.88	4.34	6.79
16	8.90	5.41	18.96	15.72	7.16	4.15	5.55	9.18
17	12.87	8.31	25.68	23.44	10.11	6.43	7.67	13.63
18	19.61	13.30	34.62	34.82	14.44	10.40	10.67	21.75
19	28.56	20.89	47.00	52.08	22.20	16.82	15.40	32.52
20	43.10	34.82	59.64	70.47	35.52	27.85	25.90	46.76
21	56.12	54.58	73.46	87.00	53.13	49.67	44.56	64.72
22	67.63	74.43	83.60	95.29	70.33	75.06	65.84	76.76
23	78.33	88.21	90.77	98.74	84.74	91.33	83.47	89.29
24	84.39	94.15	94.78	99.73	91.35	97.04	93.18	95.48
25	91.32	97.90	98.00	99.93	96.75	99.55	98.42	99.35
26	95.81	99.34	99.22	99.93	98.95	99.68	99.47	99.81
27	98.51	99.93	99.72	99.96	99.82	99.89	99.78	99.96
28	99.64	100.00	99.96	100.00	100.00	100.00	100.00	100.00
29	99.96	100.00	100.00	100.00	100.00	100.00	100.00	100.00
30	100.00	100.00	100.00	100.00	100.00	100.00	100.00	100.00
31	100.00	100.00	100.00	100.00	100.00	100.00	100.00	100.00
32	100.00	100.00	100.00	100.00	100.00	100.00	100.00	100.00



NO5008 UPPT 2009 SEED COUNT/POUND TABLE

LOCATION 10

ELK	424
MEDIUM	796
NUMBER 1	1080
SPLITS	1026

LOCATION 20

ELK	469
MEDIUM	732
NUMBER 1	1065
SPLITS	999

LOCATION 25

ELK	543
MEDIUM	846
NUMBER 1	1219
SPLITS	1140

LOCATION 30

ELK	578
MEDIUM	796
NUMBER 1	1236
SPLITS	1239

LOCATION 50

ELK	454
MEDIUM	685
NUMBER 1	1004
SPLITS	973

LOCATION 62

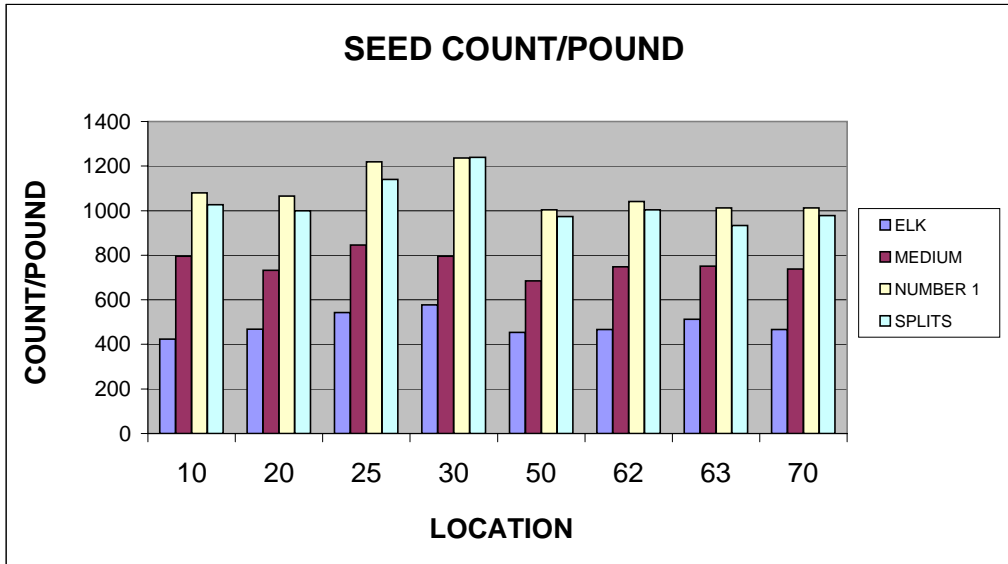
ELK	467
MEDIUM	749
NUMBER 1	1040
SPLITS	1004

LOCATION 63

ELK	513
MEDIUM	751
NUMBER 1	1013
SPLITS	933

LOCATION 70

ELK	467
MEDIUM	739
NUMBER 1	1013
SPLITS	978



NO5008 UPPT 2009 GAC 2000 SEED MOISTURE CONTENT TABLE

LOCATION 10

ELK	6.4
MEDIUM	6.6
NUMBER 1	6.8
SPLITS	6.4

LOCATION 20

ELK	6.1
MEDIUM	6.2
NUMBER 1	6.2
SPLITS	6.3

LOCATION 25

ELK	6.5
MEDIUM	6.8
NUMBER 1	7.0
SPLITS	6.5

LOCATION 30

ELK	5.8
MEDIUM	5.9
NUMBER 1	6.1
SPLITS	6.0

LOCATION 50

ELK	8.3
MEDIUM	6.9
NUMBER 1	7.1
SPLITS	6.6

LOCATION 62

ELK	6.7
MEDIUM	7.0
NUMBER 1	7.1
SPLITS	6.5

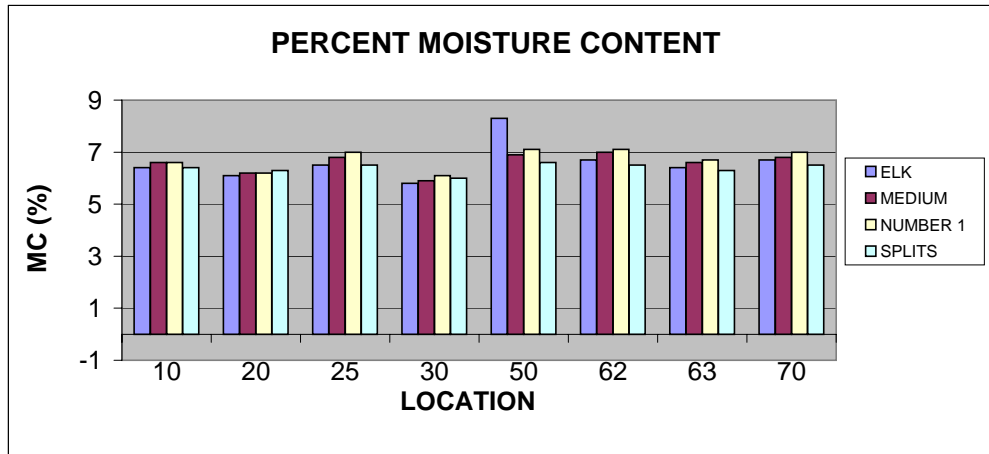
LOCATION 63

ELK	6.4
MEDIUM	6.6
NUMBER 1	6.7
SPLITS	6.3

LOCATION 70

ELK	6.7
MEDIUM	6.8
NUMBER 1	7.0
SPLITS	6.5

* NA INDICATES THAT THERE WAS NOT ENOUGH MATERIAL FOR THE GAC 2000 MOISTURE METER TO READ



LOCATION 10 UPPT 2009 SHELLING DATA

VARIETY: N05008 DATE: FEB 23, 2010

STAGE	GRATE	WEIGHT	TIME
1st	31 initial	6294.6	176 sec.
	grams shelled / min	1951.6	
2nd	28 unshelled	569.8	48 sec.
	grams shelled / min	361.3	
3rd	25 unshelled	280.8	45 sec.
	grams shelled / min	222.4	
4th	22 unshelled	114.0	32 sec.
	grams shelled / min	196.1	
5th	19 unshelled	9.4	11 sec.
	grams shelled / min	51.3	
6th			
Final grams unshelled		0.0	
Total grams shelled		6294.6	5.20 min.
Total grams shelled / min		1210.5	
HULLS		1813.0	

LOCATION 20 UPPT 2009 SHELLING DATA

VARIETY: N05008 DATE: MAR. 4, 2010

GRATE	WEIGHT	TIME	
29 initial	4548.2	126 sec.	
grams shelled / min	2029.6		
26 unshelled	286.0	47 sec.	
grams shelled / min	290.0		
23 unshelled	58.8	15 sec.	
grams shelled / min	191.2		
20 unshelled	11.0	7 sec.	
grams shelled / min	94.3		
Final grams unshelled		0.0	
Total grams shelled		4548.2	3.25 min.
Total grams shelled / min		1399.4	
HULLS		1163.6	

LOCATION 25 UPPT 2009 SHELLING DATA

VARIETY: N05008 DATE: DEC. 7, 2009

STAGE	GRATE	WEIGHT	TIME
1st	30 initial	5437.4	235 sec.
	grams shelled / min	961.2	
2nd	27 unshelled	1672.6	134 sec.
	grams shelled / min	341.8	
3rd	24 unshelled	909.2	162 sec.
	grams shelled / min	201.6	
4th	21 unshelled	364.8	150 sec.
	grams shelled / min	104.2	
5th	18 unshelled	104.4	45 sec.
	grams shelled / min	126.4	
6th	16 unshelled	9.6	11 sec.
	grams shelled / min	52.4	
Final grams unshelled		0.0	
Total grams shelled		5437.4	12.28 min.
Total grams shelled / min		442.7	
HULLS		1535.2	

LOCATION 30 UPPT 2009 SHELLING DATA

VARIETY: N05008 DATE: NOV 19, 2008

GRATE	WEIGHT	TIME	
29 initial	6112.4	199 sec.	
grams shelled / min	1702.3		
26 unshelled	466.4	72 sec.	
grams shelled / min	300.2		
23 unshelled	106.2	30 sec.	
grams shelled / min	144.0		
20 unshelled	34.2	11 sec.	
grams shelled / min	145.1		
17 unshelled	7.6	1 sec.	
grams shelled / min	456.0		
Final grams unshelled		0.0	
Total grams shelled		6112.4	5.22 min.
Total grams shelled / min		1171.7	
HULLS		2035.2	

LOCATION 50 UPPT 2009 SHELLING DATA

VARIETY: N05008 DATE: JAN 14, 2010

STAGE	GRATE	WEIGHT	TIME
1st	29 initial	4207.6	156 sec.
	grams shelled / min	1522.2	
2nd	26 unshelled	250.0	66 sec.
	grams shelled / min	175.8	
3rd	23 unshelled	56.6	17 sec.
	grams shelled / min	148.2	
4th	20 unshelled	14.6	7 sec.
	grams shelled / min	125.1	
5th			
6th			
Final grams unshelled		0.0	
Total grams shelled		4207.6	4.10 min.
Total grams shelled / min		1026.2	
HULLS		1144.6	

LOCATION 62 UPPT 2009 SHELLING DATA

VARIETY: N05008 DATE: MAR 23, 2010

GRATE	WEIGHT	TIME	
29 initial	6427.8	179 sec.	
grams shelled / min	1986.8		
26 unshelled	500.4	62 sec.	
grams shelled / min	457.0		
23 unshelled	28.2	12 sec.	
grams shelled / min	141.0		
Final grams unshelled		0.0	
Total grams shelled		6427.8	4.22 min.
Total grams shelled / min		1524.4	
HULLS		1872.0	

LOCATION 63 UPPT 2009 SHELLING DATA

VARIETY: N05008 DATE: MAR, 11, 2010

STAGE	GRATE	WEIGHT	TIME
1st	29 initial	6447.6	218 sec.
	grams shelled / min	1637.9	
2nd	26 unshelled	496.6	92 sec.
	grams shelled / min	285.9	
3rd	23 unshelled	58.2	18 sec.
	grams shelled / min	174.7	
4th	20 unshelled	5.8	7 sec.
	grams shelled / min	49.7	
5th			
6th			
Final grams unshelled		0.0	
Total grams shelled		6447.6	5.58 min.
Total grams shelled / min		1154.8	
HULLS		1708.6	

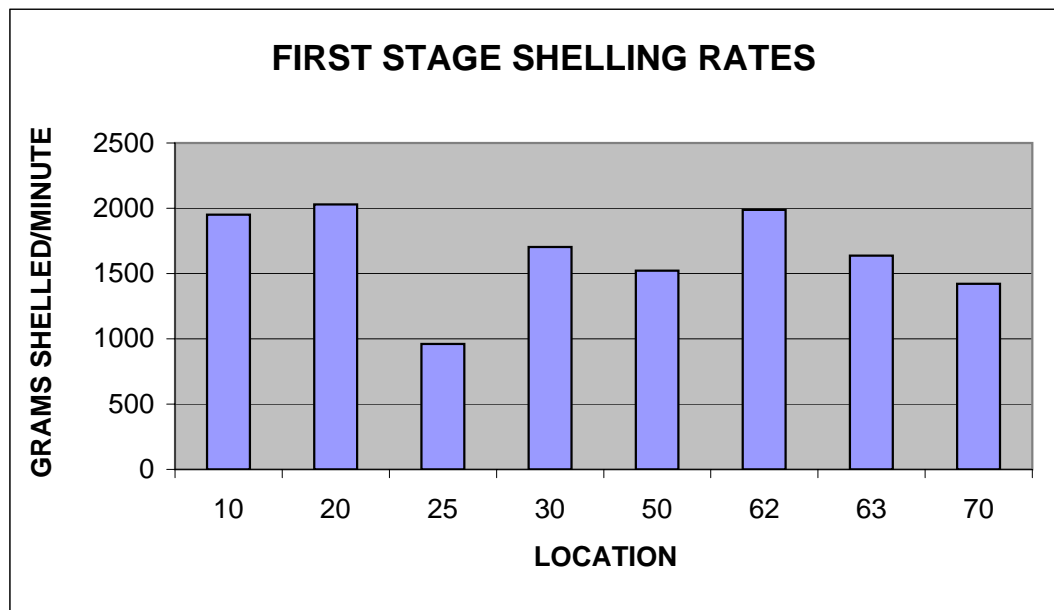
LOCATION 70 UPPT 2009 SHELLING DATA

VARIETY: N05008 DATE: FEB 11, 2010

GRATE	WEIGHT	TIME
30 initial	5913.8	241 sec.
	grams shelled / min	1420.6
27 unshelled	207.6	44 sec.
	grams shelled / min	223.9
24 unshelled	43.4	17 sec.
	grams shelled / min	140.5
21 unshelled	3.6	7 sec.
	grams shelled / min	30.9
Final grams unshelled		0.0
Total grams shelled		5913.8
Total grams shelled / min		1148.3
HULLS		1862.2

NO5008 UPPT 2009 FIRST STAGE SHELLING RATES

<u>LOCATION</u>	<u>GRAMS SHELLED / MINUTE</u>
10	1951.6
20	2029.6
25	961.2
30	1702.3
50	1522.2
62	1986.8
63	1637.9
70	1420.6



NO5024J UPPT 2009 POD BULK DENSITY TABLE

LOCATION 10

	Kg	cm	Kg/m3
BULK			
DENSITY	6.15	27.53	240.59

LOCATION 25

	Kg	cm	Kg/m3
BULK			
DENSITY	6.67	27.10	264.87

LOCATION 50

	Kg	cm	Kg/m3
BULK			
DENSITY	4.36	19.30	242.95

LOCATION 63

	Kg	cm	Kg/m3
BULK			
DENSITY	6.64	30.00	238.34

LOCATION 20

	Kg	cm	Kg/m3
BULK			
DENSITY	4.62	21.30	233.53

LOCATION 30

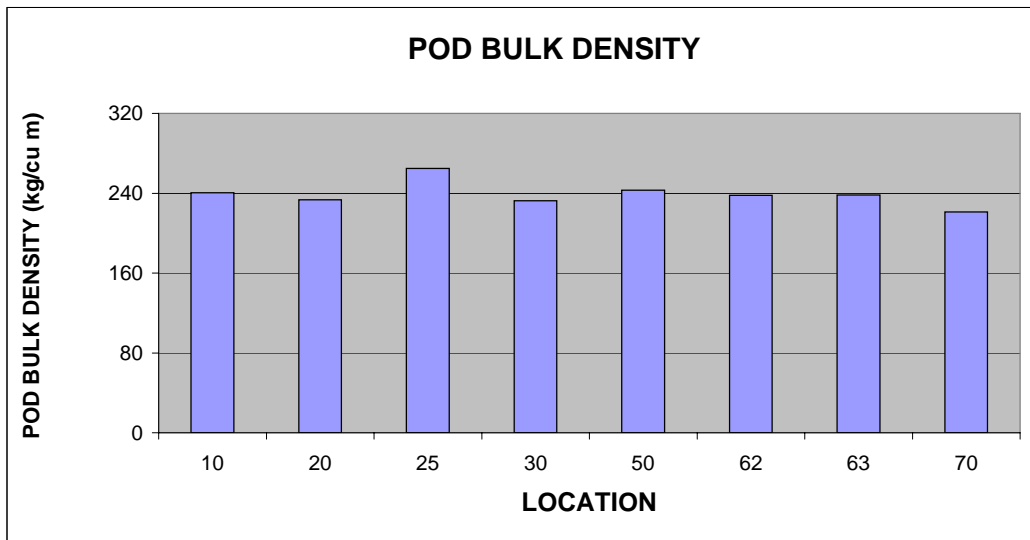
	Kg	cm	Kg/m3
BULK			
DENSITY	6.48	30.00	232.32

LOCATION 62

	Kg	cm	Kg/m3
BULK			
DENSITY	6.63	30.00	238.02

LOCATION 70

	Kg	cm	Kg/m3
BULK			
DENSITY	6.17	30.00	221.29



NO5024J UPPT 2009 COMMERCIAL GRADE SIZE WEIGHT PERCENT TABLE

LOCATION 10

ELK	71.85
MEDIUM	6.39
NUMBER 1	3.52
-15	4.15
SPLITS	14.09

LOCATION 20

ELK	73.47
MEDIUM	5.82
NUMBER 1	3.23
-15	2.96
SPLITS	14.52

LOCATION 25

ELK	60.72
MEDIUM	7.36
NUMBER 1	5.58
-15	6.18
SPLITS	20.15

LOCATION 30

ELK	53.61
MEDIUM	15.16
NUMBER 1	10.60
-15	7.20
SPLITS	13.43

LOCATION 50

ELK	71.06
MEDIUM	6.40
NUMBER 1	3.82
-15	4.78
SPLITS	13.95

LOCATION 62

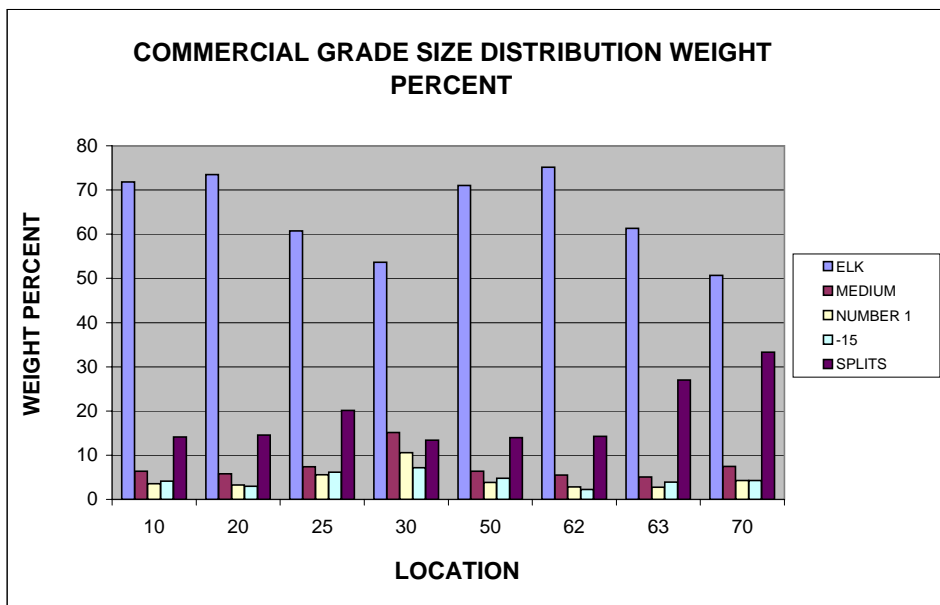
ELK	75.16
MEDIUM	5.48
NUMBER 1	2.84
-15	2.24
SPLITS	14.28

LOCATION 63

ELK	61.29
MEDIUM	5.06
NUMBER 1	2.77
-15	3.90
SPLITS	26.99

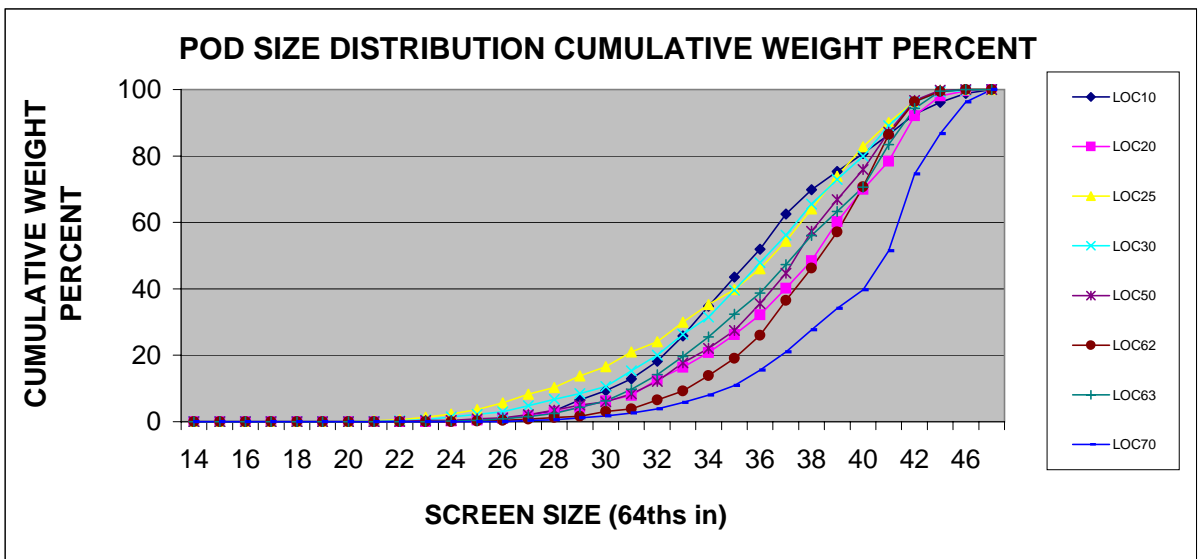
LOCATION 70

ELK	50.67
MEDIUM	7.48
NUMBER 1	4.26
-15	4.26
SPLITS	33.33



NO5024J UPPT 2009 POD SIZE DISTRIBUTION CUMULATIVE WEIGHT PERCENT TABLE

SCREEN SIZE	LOCATION							
	10	20	25	30	50	62	63	70
14	0.00	0.00	0.00	0.00	0.00	0.00	0.00	0.00
15	0.00	0.00	0.00	0.00	0.00	0.00	0.00	0.00
16	0.00	0.00	0.00	0.00	0.00	0.00	0.00	0.00
17	0.00	0.00	0.00	0.00	0.00	0.00	0.00	0.00
18	0.00	0.00	0.00	0.00	0.00	0.00	0.00	0.00
19	0.00	0.00	0.00	0.00	0.00	0.00	0.00	0.00
20	0.00	0.00	0.05	0.00	0.00	0.00	0.00	0.00
21	0.00	0.00	0.32	0.06	0.05	0.00	0.00	0.00
22	0.00	0.00	0.56	0.27	0.11	0.00	0.00	0.00
23	0.00	0.00	1.36	0.62	0.41	0.00	0.00	0.00
24	0.16	0.15	2.35	1.43	0.42	0.00	0.16	0.00
25	0.44	0.44	3.70	2.21	0.83	0.20	0.34	0.00
26	0.86	1.04	5.66	3.00	1.12	0.40	0.82	0.00
27	1.97	1.70	8.32	4.82	2.12	0.79	1.58	0.35
28	3.31	2.89	10.35	6.77	3.43	1.24	2.49	0.62
29	6.56	4.35	13.81	8.50	4.97	1.68	4.30	1.16
30	9.31	6.27	16.57	10.61	6.01	3.04	6.25	1.78
31	12.92	7.85	21.02	15.35	8.42	3.82	9.72	2.59
32	18.18	12.67	24.08	20.08	12.18	6.55	14.17	3.86
33	25.80	16.38	29.97	26.30	17.72	9.21	19.66	5.77
34	34.78	20.78	35.22	31.49	22.03	13.83	25.52	8.03
35	43.51	26.23	39.80	39.64	27.43	19.12	32.35	10.87
36	51.89	32.21	46.05	47.85	35.56	26.04	38.71	15.50
37	62.50	40.16	54.34	56.17	44.66	36.51	47.33	20.99
38	69.85	48.51	64.03	65.50	57.35	46.20	56.04	27.65
39	75.33	60.23	73.89	72.97	66.87	57.11	63.31	34.12
40	80.73	69.95	82.79	79.93	75.87	70.72	70.60	39.64
41	86.43	78.38	90.09	89.07	87.23	86.39	83.40	51.41
42	92.60	92.08	96.43	96.26	96.72	96.37	94.36	74.57
44	96.13	98.07	99.79	99.37	99.79	99.42	99.54	86.69
46	98.80	99.63	100.00	99.75	100.00	100.00	100.00	96.24
48	100.00	100.00	100.00	100.00	100.00	100.00	100.00	100.00



NO5024J UPPT 2009 SEED COUNT/POUND TABLE

LOCATION 10

ELK	463
MEDIUM	799
NUMBER 1	1151
SPLITS	957

LOCATION 20

ELK	406
MEDIUM	764
NUMBER 1	1123
SPLITS	882

LOCATION 25

ELK	486
MEDIUM	837
NUMBER 1	1233
SPLITS	978

LOCATION 30

ELK	568
MEDIUM	853
NUMBER 1	1257
SPLITS	1216

LOCATION 50

ELK	433
MEDIUM	709
NUMBER 1	1070
SPLITS	1181

LOCATION 62

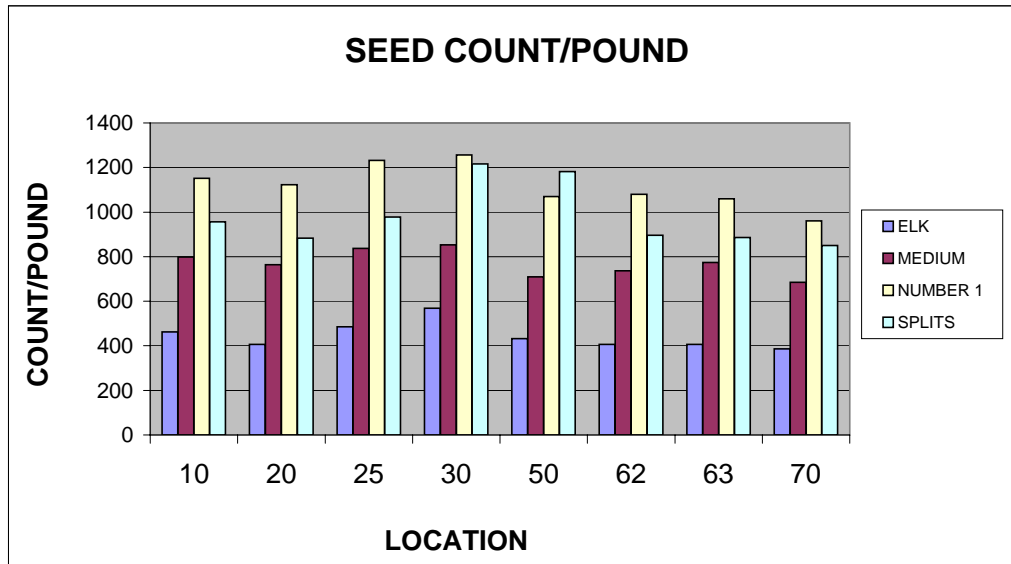
ELK	406
MEDIUM	736
NUMBER 1	1080
SPLITS	896

LOCATION 63

ELK	406
MEDIUM	774
NUMBER 1	1060
SPLITS	886

LOCATION 70

ELK	386
MEDIUM	685
NUMBER 1	961
SPLITS	849



NO5024J UPPT 2009 GAC 2000 SEED MOISTURE CONTENT TABLE

LOCATION 10

ELK	6.2
MEDIUM	6.5
NUMBER 1	6.7
SPLITS	6.3

LOCATION 20

ELK	6.1
MEDIUM	6.1
NUMBER 1	N/A
SPLITS	5.9

LOCATION 25

ELK	6.3
MEDIUM	6.7
NUMBER 1	6.9
SPLITS	6.3

LOCATION 30

ELK	6.5
MEDIUM	6.7
NUMBER 1	7.0
SPLITS	6.6

LOCATION 50

ELK	6.8
MEDIUM	7.3
NUMBER 1	N/A
SPLITS	6.7

LOCATION 62

ELK	6.6
MEDIUM	6.8
NUMBER 1	N/A
SPLITS	6.4

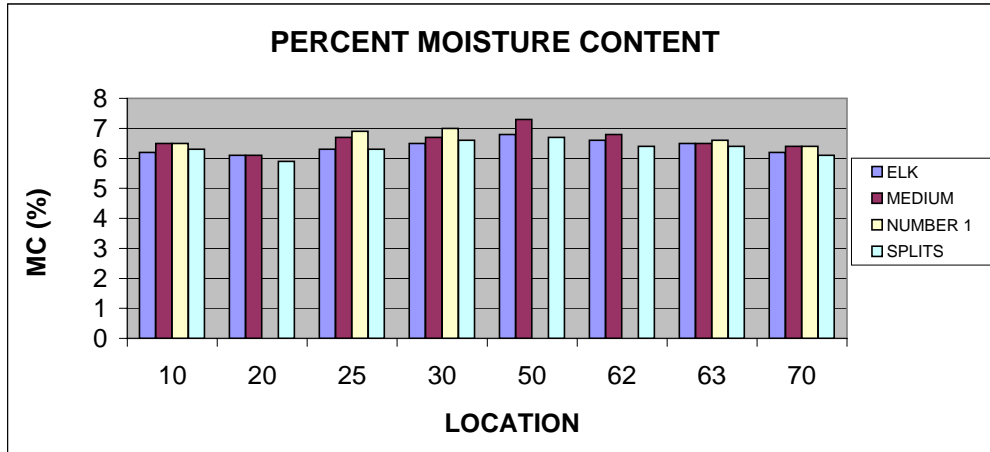
LOCATION 63

ELK	6.5
MEDIUM	6.5
NUMBER 1	6.6
SPLITS	6.4

LOCATION 70

ELK	6.2
MEDIUM	6.4
NUMBER 1	6.4
SPLITS	6.1

* NA INDICATES THAT THERE WAS NOT ENOUGH MATERIAL FOR THE GAC 2000 MOISTURE METER TO READ



LOCATION 10 UPPT 2009 SHELLING DATA

VARIETY: N05024J DATE: FEB 23, 2010

STAGE	GRATE	WEIGHT	TIME
1st	32 initial	5952.2	133 sec.
	grams shelled / min	1890.1	
2nd	29 unshelled	1762.4	97 sec.
	grams shelled / min	808.0	
3rd	26 unshelled	456.2	91 sec.
	grams shelled / min	244.0	
4th	23 unshelled	86.2	24 sec.
	grams shelled / min	178.0	
5th	20 unshelled	15.0	7 sec.
	grams shelled / min	128.6	
6th			
Final grams unshelled		0.0	
Total grams shelled		5952.2	5.87 min.
Total grams shelled / min		1014.6	
HULLS		1503.6	

LOCATION 20 UPPT 2009 SHELLING DATA

VARIETY: N05024J DATE: MAR. 4, 2010

GRATE	WEIGHT	TIME
32 initial	4421.2	121 sec.
	grams shelled / min	1975.5
29 unshelled	437.2	39 sec.
	grams shelled / min	377.8
26 unshelled	191.6	37 sec.
	grams shelled / min	245.8
23 unshelled	40.0	11 sec.
	grams shelled / min	182.2
20 unshelled	6.6	5 sec.
	grams shelled / min	79.2
Final grams unshelled		0.0
Total grams shelled		4421.2
Total grams shelled / min		1245.4
HULLS		1179.6

LOCATION 25 UPPT 2009 SHELLING DATA

VARIETY: N05024J DATE: DEC. 7, 2009

STAGE	GRATE	WEIGHT	TIME
1st	32 initial	6468.6	158 sec.
	grams shelled / min	1380.4	
2nd	29 unshelled	2833.6	154 sec.
	grams shelled / min	674.8	
3rd	26 unshelled	1101.6	149 sec.
	grams shelled / min	248.4	
4th	23 unshelled	484.8	146 sec.
	grams shelled / min	145.3	
5th	20 unshelled	131.2	37 sec.
	grams shelled / min	170.6	
6th	17 unshelled	26.0	12 sec.
	grams shelled / min	130.0	
Final grams unshelled		0.0	
Total grams shelled		6468.6	10.93 min.
Total grams shelled / min		591.6	
HULLS		1701.0	

LOCATION 30 UPPT 2009 SHELLING DATA

VARIETY: N05024J DATE: NOV 19, 2008

GRATE	WEIGHT	TIME
30 initial	6275.0	195 sec.
	grams shelled / min	1677.4
27 unshelled	823.6	78 sec.
	grams shelled / min	358.6
24 unshelled	357.4	74 sec.
	grams shelled / min	185.5
21 unshelled	128.6	62 sec.
	grams shelled / min	94.8
18 unshelled	30.6	24 sec.
	grams shelled / min	76.5
Final grams unshelled		0.0
Total grams shelled		6275.0
Total grams shelled / min		869.5
HULLS		2124.0

LOCATION 50 UPPT 2009 SHELLING DATA

VARIETY: N05024J DATE: JAN 14, 2010

STAGE	GRATE	WEIGHT	TIME
1st	32 initial	4156.2	118 sec.
	grams shelled / min	1471.2	
2nd	29 unshelled	1262.8	105 sec.
	grams shelled / min	547.4	
3rd	26 unshelled	304.8	76 sec.
	grams shelled / min	183.5	
4th	23 unshelled	72.4	21 sec.
	grams shelled / min	148.0	
5th	20 unshelled	20.6	9 sec.
	grams shelled / min	137.3	
6th			
Final grams unshelled		0.0	
Total grams shelled		4156.2	5.48 min.
Total grams shelled / min		758.0	
HULLS		1113.0	

LOCATION 62 UPPT 2009 SHELLING DATA

VARIETY: N05024J DATE: MAR 23, 2010

GRATE	WEIGHT	TIME
32 initial	6433.8	165 sec.
	grams shelled / min	2252.7
29 unshelled	239.0	30 sec.
	grams shelled / min	277.6
26 unshelled	100.2	22 sec.
	grams shelled / min	208.4
23 unshelled	23.8	10 sec.
	grams shelled / min	142.8
Final grams unshelled		0.0
Total grams shelled		6433.8
Total grams shelled / min		1700.6
HULLS		1725.0

LOCATION 63 UPPT 2009 SHELLING DATA

VARIETY: N05024J DATE: MAR, 11, 2010

STAGE	GRATE	WEIGHT	TIME
1st	32 initial	6442.8	195 sec.
	grams shelled / min	1693.1	
2nd	29 unshelled	940.2	62 sec.
	grams shelled / min	463.7	
3rd	26 unshelled	461.0	102 sec.
	grams shelled / min	228.4	
4th	23 unshelled	72.8	18 sec.
	grams shelled / min	220.0	
5th	20 unshelled	6.8	9 sec.
	grams shelled / min	45.3	
6th			
Final grams unshelled		0.0	
Total grams shelled		6442.8	6.43 min.
Total grams shelled / min		1001.5	
HULLS		1720.0	

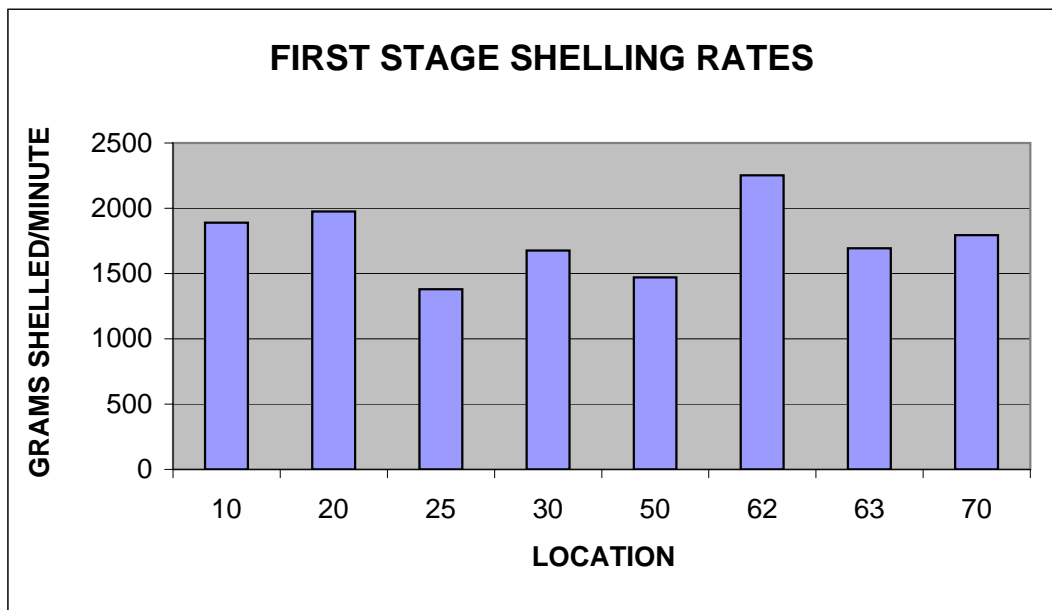
LOCATION 70 UPPT 2009 SHELLING DATA

VARIETY: N05024J DATE: FEB 16, 2010

GRATE	WEIGHT	TIME
31 initial	5967.6	194 sec.
	grams shelled / min	1795.2
28 unshelled	163.2	27 sec.
	grams shelled / min	266.7
25 unshelled	43.2	10 sec.
	grams shelled / min	208.8
22 unshelled	8.4	7 sec.
	grams shelled / min	72.0
Final grams unshelled		0.0
Total grams shelled		5967.6 3.97 min.
Total grams shelled / min		1504.4
HULLS		1871.6

NO5024J UPPT 2009 FIRST STAGE SHELLING RATES

<u>LOCATION</u>	<u>GRAMS SHELLED / MINUTE</u>
10	1890.1
20	1975.5
25	1380.4
30	1677.4
50	1471.2
62	2252.7
63	1693.1
70	1795.2



P/T 09-01 UPPT 2009 POD BULK DENSITY TABLE

LOCATION 10

BULK	Kg	cm	Kg/m3
DENSITY	6.02	24.05	269.61

LOCATION 25

BULK	Kg	cm	Kg/m3
DENSITY	5.49	21.85	270.36

LOCATION 50

BULK	Kg	cm	Kg/m3
DENSITY	4.39	16.00	295.31

LOCATION 63

BULK	Kg	cm	Kg/m3
DENSITY	6.48	26.65	261.88

LOCATION 20

BULK	Kg	cm	Kg/m3
DENSITY	4.38	19.20	245.38

LOCATION 30

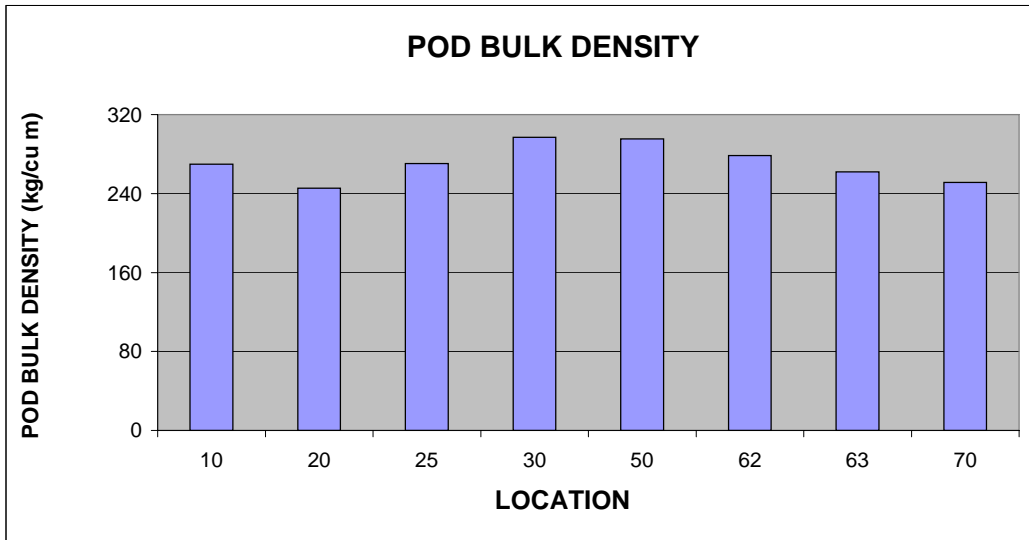
BULK	Kg	cm	Kg/m3
DENSITY	6.42	23.28	296.86

LOCATION 62

BULK	Kg	cm	Kg/m3
DENSITY	6.43	24.85	278.41

LOCATION 70

BULK	Kg	cm	Kg/m3
DENSITY	5.99	25.68	251.16



P/T 09-01 UPPT 2009 COMMERCIAL GRADE SIZE WEIGHT PERCENT TABLE

LOCATION 10

JUMBO	56.15
MEDIUM	23.44
NUMBER 1	5.55
- 16	6.87
SPLITS	7.98

LOCATION 20

JUMBO	55.84
MEDIUM	20.60
NUMBER 1	7.13
- 16	7.72
SPLITS	8.71

LOCATION 25

JUMBO	51.95
MEDIUM	17.88
NUMBER 1	6.47
- 16	8.77
SPLITS	14.93

LOCATION 30

JUMBO	56.71
MEDIUM	16.46
NUMBER 1	2.60
- 16	3.12
SPLITS	21.12

LOCATION 50

JUMBO	62.78
MEDIUM	13.98
NUMBER 1	3.60
- 16	4.93
SPLITS	14.71

LOCATION 62

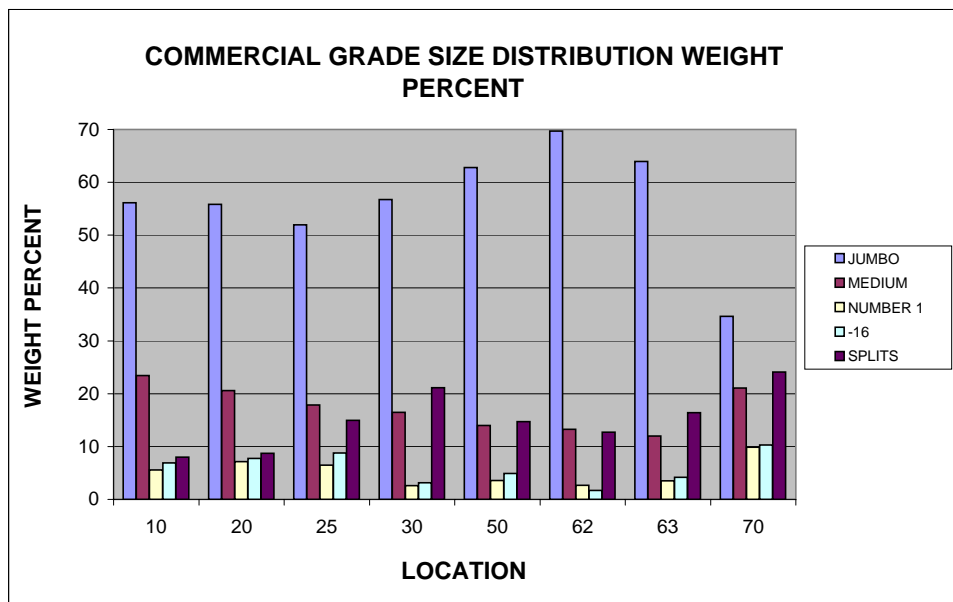
JUMBO	69.67
MEDIUM	13.25
NUMBER 1	2.66
- 16	1.68
SPLITS	12.74

LOCATION 63

JUMBO	63.92
MEDIUM	11.97
NUMBER 1	3.50
- 16	4.19
SPLITS	16.42

LOCATION 70

JUMBO	34.65
MEDIUM	21.09
NUMBER 1	9.85
- 16	10.30
SPLITS	24.11



P/T 09-01 UPPT 2009 SEED COUNT/POUND TABLE

LOCATION 10

JUMBO	544
MEDIUM	876
NUMBER 1	1274
SPLITS	1718

LOCATION 20

JUMBO	610
MEDIUM	886
NUMBER 1	1169
SPLITS	1532

LOCATION 25

JUMBO	598
MEDIUM	849
NUMBER 1	1246
SPLITS	1375

LOCATION 30

JUMBO	619
MEDIUM	891
NUMBER 1	1311
SPLITS	1502

LOCATION 50

JUMBO	563
MEDIUM	825
NUMBER 1	1326
SPLITS	1358

LOCATION 62

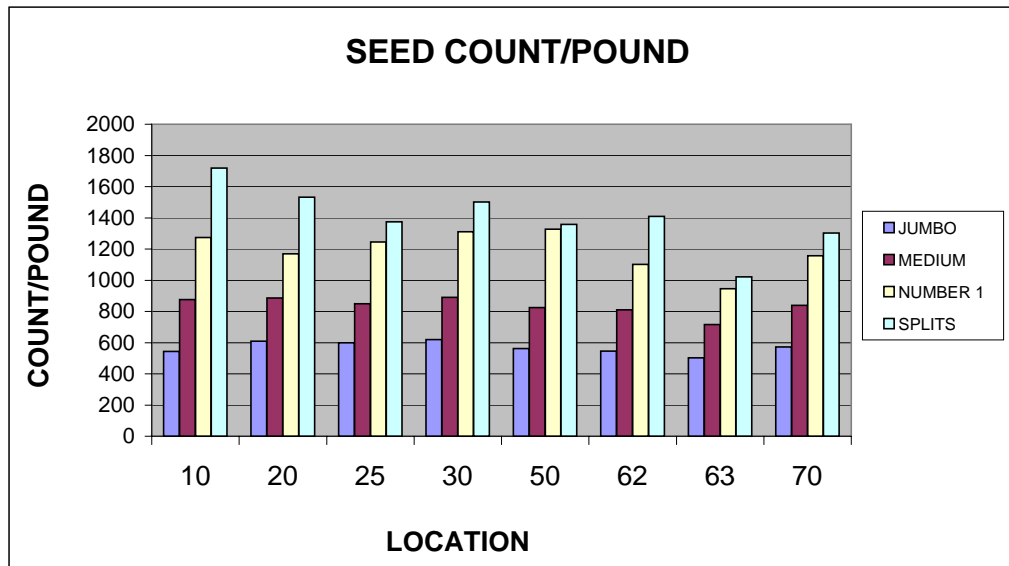
JUMBO	547
MEDIUM	810
NUMBER 1	1101
SPLITS	1409

LOCATION 63

JUMBO	502
MEDIUM	715
NUMBER 1	945
SPLITS	1022

LOCATION 70

JUMBO	571
MEDIUM	840
NUMBER 1	1157
SPLITS	1303



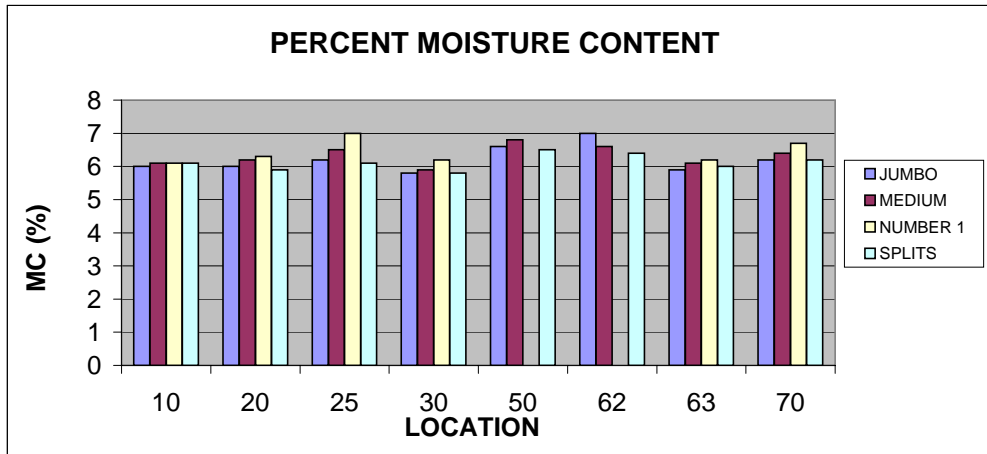
P/T 09-01 UPPT 2009 GAC 2000 SEED MOISTURE CONTENT TABLE

<u>LOCATION 10</u>		<u>LOCATION 20</u>		<u>LOCATION 25</u>	
JUMBO	6.0	JUMBO	6.0	JUMBO	6.2
MEDIUM	6.1	MEDIUM	6.2	MEDIUM	6.5
NUMBER 1	6.4	NUMBER 1	6.3	NUMBER 1	7.0
SPLITS	6.1	SPLITS	5.9	SPLITS	6.1

<u>LOCATION 30</u>		<u>LOCATION 50</u>		<u>LOCATION 62</u>	
JUMBO	5.8	JUMBO	6.6	JUMBO	7.0
MEDIUM	5.9	MEDIUM	6.8	MEDIUM	6.6
NUMBER 1	6.2	NUMBER 1	N/A	NUMBER 1	N/A
SPLITS	5.8	SPLITS	6.5	SPLITS	6.4

<u>LOCATION 63</u>		<u>LOCATION 70</u>	
JUMBO	5.9	JUMBO	6.2
MEDIUM	6.1	MEDIUM	6.4
NUMBER 1	6.2	NUMBER 1	6.7
SPLITS	6.0	SPLITS	6.2

* NA INDICATES THAT THERE WAS NOT ENOUGH MATERIAL FOR THE GAC 2000 MOISTURE METER TO READ



LOCATION 10 UPPT 2009 SHELLING DATA

VARIETY: P/T 09-01 DATE: FEB 22, 2010

STAGE	GRATE	WEIGHT	TIME
1st	29 initial	5824.0	134 sec.
	grams shelled / min	1954.1	
2nd	26 unshelled	1459.8	121 sec.
	grams shelled / min	572.5	
3rd	23 unshelled	305.2	61 sec.
	grams shelled / min	271.5	
4th	20 unshelled	29.2	8 sec.
	grams shelled / min	219.0	
5th			
6th			
Final grams unshelled		0.0	
Total grams shelled		5824.0	5.40 min.
Total grams shelled / min		1078.5	
HULLS		1581.2	

LOCATION 20 UPPT 2009 SHELLING DATA

VARIETY: P/T 09-01 DATE: MAR. 4, 2010

STAGE	GRATE	WEIGHT	TIME
1st	29 initial	4177.0	109 sec.
	grams shelled / min	1930.5	
2nd	26 unshelled	670.0	73 sec.
	grams shelled / min	468.3	
3rd	23 unshelled	100.2	17 sec.
	grams shelled / min	333.9	
4th	20 unshelled	5.6	7 sec.
	grams shelled / min	48.0	
5th			
6th			
Final grams unshelled		0.0	
Total grams shelled		4177.0	3.43 min.
Total grams shelled / min		1216.6	
HULLS		1261.2	

LOCATION 25 UPPT 2009 SHELLING DATA

VARIETY: P/T 09-01 DATE: DEC. 7, 2009

STAGE	GRATE	WEIGHT	TIME
1st	29 initial	5288.2	238 sec.
	grams shelled / min	1015.3	
2nd	26 unshelled	1260.8	222 sec.
	grams shelled / min	266.6	
3rd	23 unshelled	274.2	94 sec.
	grams shelled / min	156.3	
4th	20 unshelled	29.4	17 sec.
	grams shelled / min	103.8	
5th			
6th			
Final grams unshelled		0.0	
Total grams shelled		5288.2	9.52 min.
Total grams shelled / min		555.7	
HULLS		1578.6	

LOCATION 30 UPPT 2009 SHELLING DATA

VARIETY: P/T 09-01 DATE: NOV 19, 2008

STAGE	GRATE	WEIGHT	TIME
1st	29 initial	6219.0	136 sec.
	grams shelled / min	2099.0	
2nd	26 unshelled	1461.2	106 sec.
	grams shelled / min	610.2	
3rd	23 unshelled	383.2	74 sec.
	grams shelled / min	254.9	
4th	20 unshelled	68.8	17 sec.
	grams shelled / min	222.4	
5th	17 unshelled	5.8	7 sec.
	grams shelled / min	49.7	
6th			
Final grams unshelled		0.0	
Total grams shelled		6219.0	5.67 min.
Total grams shelled / min		1097.5	
HULLS		1698.8	

LOCATION 50 UPPT 2009 SHELLING DATA

VARIETY: P/T 09-01 DATE: JAN 13, 2010

STAGE	GRATE	WEIGHT	TIME
1st	29 initial	4189.6	150 sec.
	grams shelled / min	1307.0	
2nd	26 unshelled	922.2	133 sec.
	grams shelled / min	370.9	
3rd	23 unshelled	100.0	24 sec.
	grams shelled / min	215.0	
4th	20 unshelled	14.0	11 sec.
	grams shelled / min	76.4	
5th			
6th			
Final grams unshelled		0.0	
Total grams shelled		4189.6	5.30 min.
Total grams shelled / min		790.5	
HULLS		1120.4	

LOCATION 62 UPPT 2009 SHELLING DATA

VARIETY: P/T 09-01 DATE: MAR 23, 2010

STAGE	GRATE	WEIGHT	TIME
1st	29 initial	6227.6	157 sec.
	grams shelled / min	1860.8	
2nd	26 unshelled	1358.4	103 sec.
	grams shelled / min	756.5	
3rd	23 unshelled	59.8	14 sec.
	grams shelled / min	256.3	
4th			
5th			
6th			
Final grams unshelled		0.0	
Total grams shelled		6227.6	4.57 min.
Total grams shelled / min		1363.7	
HULLS		1543.6	

LOCATION 63 UPPT 2009 SHELLING DATA

VARIETY: P/T 09-01 DATE: MAR. 10, 2010

STAGE	GRATE	WEIGHT	TIME
1st	28 initial	6283.8	177 sec.
	grams shelled / min	1613.7	
2nd	25 unshelled	1523.4	142 sec.
	grams shelled / min	624.4	
3rd	22 unshelled	45.6	14 sec.
	grams shelled / min	195.4	
4th			
5th			
6th			
Final grams unshelled		0.0	
Total grams shelled		6283.8	5.55 min.
Total grams shelled / min		1132.2	
HULLS		1877.8	

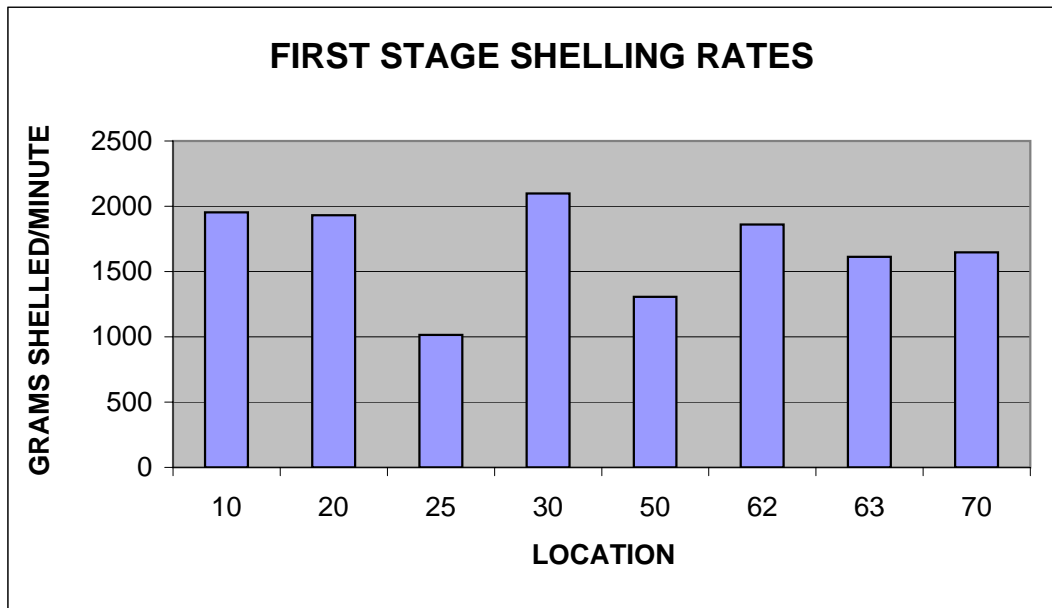
LOCATION 70 UPPT 2009 SHELLING DATA

VARIETY: P/T 09-01 DATE: FEB 11, 2010

GRATE	WEIGHT	TIME
30 initial	5790.8	180 sec.
	grams shelled / min	1647.2
27 unshelled	849.2	83 sec.
	grams shelled / min	493.0
24 unshelled	167.2	30 sec.
	grams shelled / min	322.0
21 unshelled	6.2	10 sec.
	grams shelled / min	37.2
Final grams unshelled		0.0
Total grams shelled		5790.8 5.05 min.
Total grams shelled / min		1146.7
HULLS		1901.8

P/T 09-01 UPPT 2009 FIRST STAGE SHELLING RATES

<u>LOCATION</u>	<u>GRAMS SHELLED / MINUTE</u>
10	1954.1
20	1930.5
25	1015.3
30	2099.0
50	1307.0
62	1860.8
63	1613.7
70	1647.2



P/T 09-02 UPPT 2009 POD BULK DENSITY TABLE

LOCATION 10

BULK	Kg	cm	Kg/m3
DENSITY	6.42	24.60	280.76

LOCATION 25

BULK	Kg	cm	Kg/m3
DENSITY	4.67	17.75	283.48

LOCATION 50

BULK	Kg	cm	Kg/m3
DENSITY	4.53	16.70	291.94

LOCATION 63

BULK	Kg	cm	Kg/m3
DENSITY	6.67	25.18	285.10

LOCATION 20

BULK	Kg	cm	Kg/m3
DENSITY	3.96	16.20	262.98

LOCATION 30

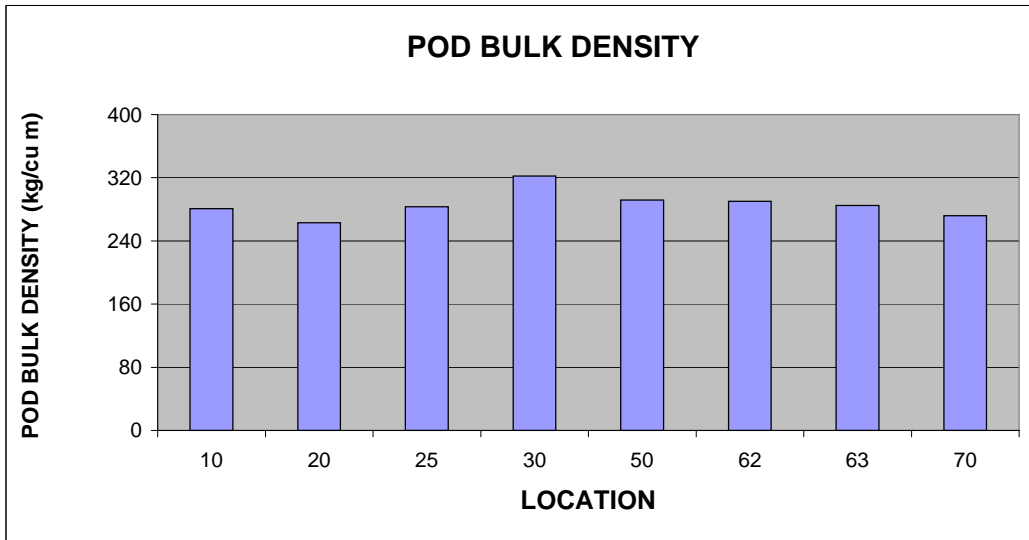
BULK	Kg	cm	Kg/m3
DENSITY	6.40	21.38	322.15

LOCATION 62

BULK	Kg	cm	Kg/m3
DENSITY	6.58	24.40	290.37

LOCATION 70

BULK	Kg	cm	Kg/m3
DENSITY	6.92	27.40	271.87



P/T 09-02 UPPT 2009 COMMERCIAL GRADE SIZE WEIGHT PERCENT TABLE

LOCATION 10

JUMBO	42.99
MEDIUM	32.69
NUMBER 1	6.16
- 16	8.00
SPLITS	10.16

LOCATION 20

JUMBO	32.87
MEDIUM	38.74
NUMBER 1	9.33
- 16	9.32
SPLITS	9.75

LOCATION 25

JUMBO	30.56
MEDIUM	27.77
NUMBER 1	11.75
- 16	13.49
SPLITS	16.43

LOCATION 30

JUMBO	33.90
MEDIUM	31.25
NUMBER 1	5.67
- 16	6.07
SPLITS	23.11

LOCATION 50

JUMBO	44.04
MEDIUM	24.99
NUMBER 1	6.47
- 16	7.33
SPLITS	17.18

LOCATION 62

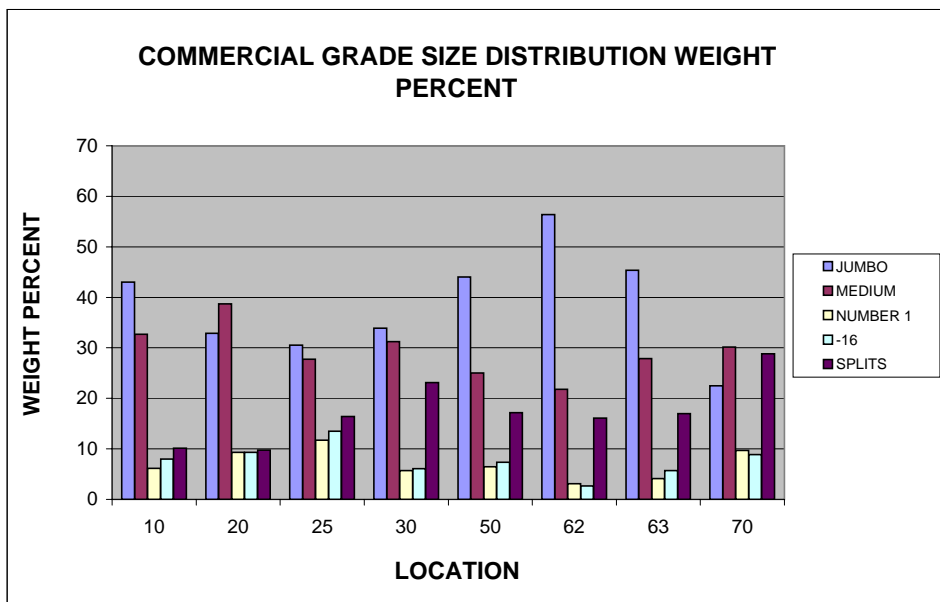
JUMBO	56.37
MEDIUM	21.76
NUMBER 1	3.09
- 16	2.68
SPLITS	16.09

LOCATION 63

JUMBO	45.37
MEDIUM	27.89
NUMBER 1	4.09
- 16	5.69
SPLITS	16.95

LOCATION 70

JUMBO	22.47
MEDIUM	30.16
NUMBER 1	9.67
- 16	8.87
SPLITS	28.83



P/T 09-02 UPPT 2009 SEED COUNT/POUND TABLE

LOCATION 10

JUMBO	620
MEDIUM	846
NUMBER 1	1194
SPLITS	1772

LOCATION 20

JUMBO	685
MEDIUM	849
NUMBER 1	1187
SPLITS	1955

LOCATION 25

JUMBO	681
MEDIUM	853
NUMBER 1	1281
SPLITS	1668

LOCATION 30

JUMBO	726
MEDIUM	915
NUMBER 1	1250
SPLITS	1699

LOCATION 50

JUMBO	613
MEDIUM	840
NUMBER 1	1106
SPLITS	1906

LOCATION 62

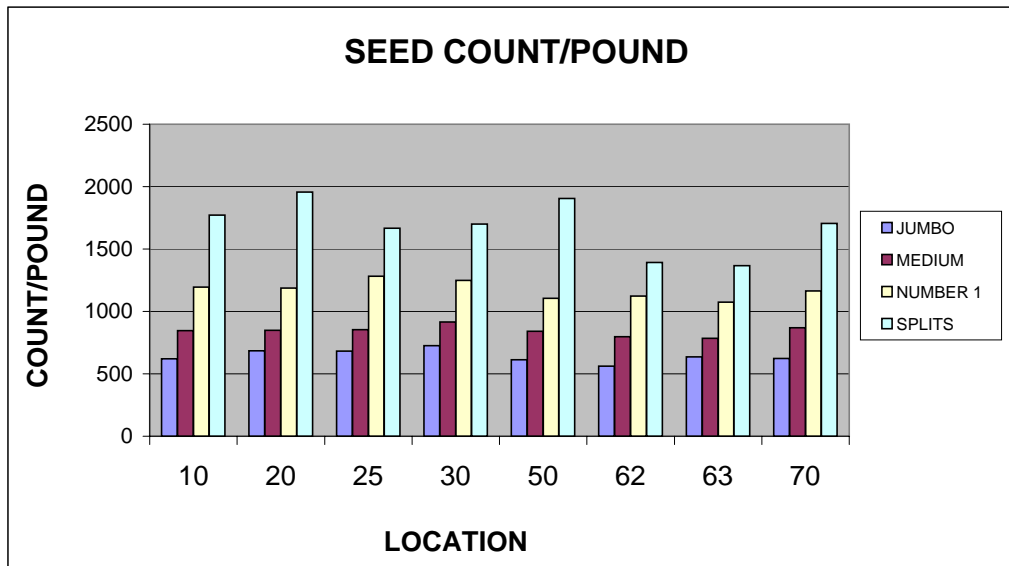
JUMBO	561
MEDIUM	799
NUMBER 1	1123
SPLITS	1391

LOCATION 63

JUMBO	637
MEDIUM	785
NUMBER 1	1075
SPLITS	1366

LOCATION 70

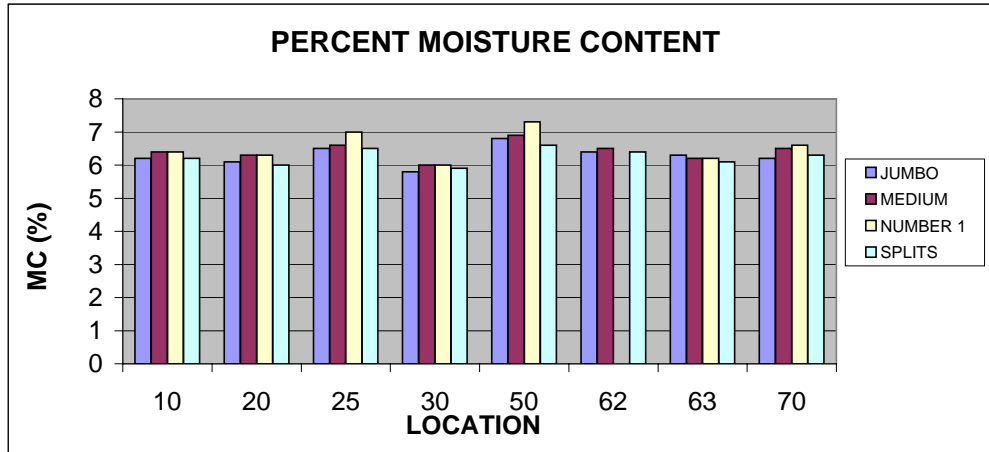
JUMBO	623
MEDIUM	869
NUMBER 1	1163
SPLITS	1705



P/T 09-02 UPPT 2009 GAC 2000 SEED MOISTURE CONTENT TABLE

<u>LOCATION 10</u>		<u>LOCATION 20</u>		<u>LOCATION 25</u>	
JUMBO	6.2	JUMBO	6.1	JUMBO	6.5
MEDIUM	6.4	MEDIUM	6.3	MEDIUM	6.6
NUMBER 1	6.5	NUMBER 1	6.3	NUMBER 1	7.0
SPLITS	6.2	SPLITS	6.0	SPLITS	6.5
<u>LOCATION 30</u>		<u>LOCATION 50</u>		<u>LOCATION 62</u>	
JUMBO	5.8	JUMBO	6.8	JUMBO	6.4
MEDIUM	6.0	MEDIUM	6.9	MEDIUM	6.5
NUMBER 1	6.0	NUMBER 1	7.3	NUMBER 1	N/A
SPLITS	5.9	SPLITS	6.6	SPLITS	6.4
<u>LOCATION 63</u>		<u>LOCATION 70</u>			
JUMBO	6.3	JUMBO	6.2		
MEDIUM	6.2	MEDIUM	6.5		
NUMBER 1	6.2	NUMBER 1	6.6		
SPLITS	6.1	SPLITS	6.3		

* NA INDICATES THAT THERE WAS NOT ENOUGH MATERIAL FOR THE GAC 2000 MOISTURE METER TO READ



LOCATION 10 UPPT 2009 SHELLING DATA

VARIETY: P/T 09-02 DATE: FEB 22, 2010

STAGE	GRATE	WEIGHT	TIME
1st	29 initial	6216.6	124 sec.
	grams shelled / min	1919.2	
2nd	26 unshelled	2250.2	167 sec.
	grams shelled / min	637.4	
3rd	23 unshelled	476.0	98 sec.
	grams shelled / min	250.8	
4th	20 unshelled	66.4	17 sec.
	grams shelled / min	234.4	
5th			
6th			
Final grams unshelled		0.0	
Total grams shelled		6216.6	6.77 min.
Total grams shelled / min		918.7	
HULLS		1614.8	

LOCATION 20 UPPT 2009 SHELLING DATA

VARIETY: P/T 09-02 DATE: MAR. 4, 2010

STAGE	GRATE	WEIGHT	TIME
1st	29 initial	3758.0	77 sec.
	grams shelled / min	1736.6	
2nd	26 unshelled	1529.4	118 sec.
	grams shelled / min	548.9	
3rd	23 unshelled	449.8	80 sec.
	grams shelled / min	289.2	
4th	20 unshelled	64.2	11 sec.
	grams shelled / min	331.6	
5th	17 unshelled	3.4	7 sec.
	grams shelled / min	29.1	
6th			
Final grams unshelled		0.0	
Total grams shelled		3758.0	4.88 min.
Total grams shelled / min		769.6	
HULLS		1066.0	

LOCATION 25 UPPT 2009 SHELLING DATA

VARIETY: P/T 09-02 DATE: DEC. 7, 2009

STAGE	GRATE	WEIGHT	TIME
1st	28 initial	4474.6	128 sec.
	grams shelled / min	998.4	
2nd	25 unshelled	2344.6	250 sec.
	grams shelled / min	421.0	
3rd	22 unshelled	590.4	139 sec.
	grams shelled / min	169.8	
4th	19 unshelled	197.0	91 sec.
	grams shelled / min	127.3	
5th	16 unshelled	4.0	10 sec.
	grams shelled / min	24.0	
6th			
Final grams unshelled		0.0	
Total grams shelled		4474.6	10.30 min.
Total grams shelled / min		434.4	
HULLS		1280.2	

LOCATION 30 UPPT 2009 SHELLING DATA

VARIETY: P/T 09-02 DATE: NOV 19, 2008

STAGE	GRATE	WEIGHT	TIME
1st	29 initial	6197.2	118 sec.
	grams shelled / min	1813.7	
2nd	26 unshelled	2630.2	137 sec.
	grams shelled / min	731.9	
3rd	23 unshelled	959.0	138 sec.
	grams shelled / min	343.6	
4th	20 unshelled	168.8	34 sec.
	grams shelled / min	253.4	
5th	17 unshelled	25.2	10 sec.
	grams shelled / min	151.2	
6th			
Final grams unshelled		0.0	
Total grams shelled		6197.2	7.28 min.
Total grams shelled / min		850.9	
HULLS		1683.8	

LOCATION 50 UPPT 2009 SHELLING DATA

VARIETY: P/T 09-02 DATE: JAN 13, 2010

STAGE	GRATE	WEIGHT	TIME
1st	30 initial	4329.4	105 sec.
	grams shelled / min	1420.6	
2nd	27 unshelled	1843.4	126 sec.
	grams shelled / min	549.8	
3rd	24 unshelled	688.8	113 sec.
	grams shelled / min	291.7	
4th	21 unshelled	139.4	34 sec.
	grams shelled / min	229.1	
5th	18 unshelled	9.6	11 sec.
	grams shelled / min	52.4	
6th			
Final grams unshelled		0.0	
Total grams shelled		4329.4	6.48 min.
Total grams shelled / min		667.8	
HULLS		1097.0	

LOCATION 62 UPPT 2009 SHELLING DATA

VARIETY: P/T 09-02 DATE: MAR 23, 2010

STAGE	GRATE	WEIGHT	TIME
1st	30 initial	6382.2	170 sec.
	grams shelled / min	1730.0	
2nd	27 unshelled	1480.6	174 sec.
	grams shelled / min	472.7	
3rd	24 unshelled	109.8	23 sec.
	grams shelled / min	277.0	
4th	21 unshelled	3.6	9 sec.
	grams shelled / min	24.0	
5th			
6th			
Final grams unshelled		0.0	
Total grams shelled		6382.2	6.27 min.
Total grams shelled / min		1018.4	
HULLS		1671.0	

LOCATION 63 UPPT 2009 SHELLING DATA

VARIETY: P/T 09-02 DATE: MAR, 10, 2010

STAGE	GRATE	WEIGHT	TIME
1st	29 initial	6468.0	172 sec.
	grams shelled / min	1611.2	
2nd	26 unshelled	1849.2	201 sec.
	grams shelled / min	473.4	
3rd	23 unshelled	263.4	57 sec.
	grams shelled / min	264.0	
4th	20 unshelled	12.6	14 sec.
	grams shelled / min	54.0	
5th			
6th			
Final grams unshelled		0.0	
Total grams shelled		6468.0	7.40 min.
Total grams shelled / min		874.1	
HULLS		1817.4	

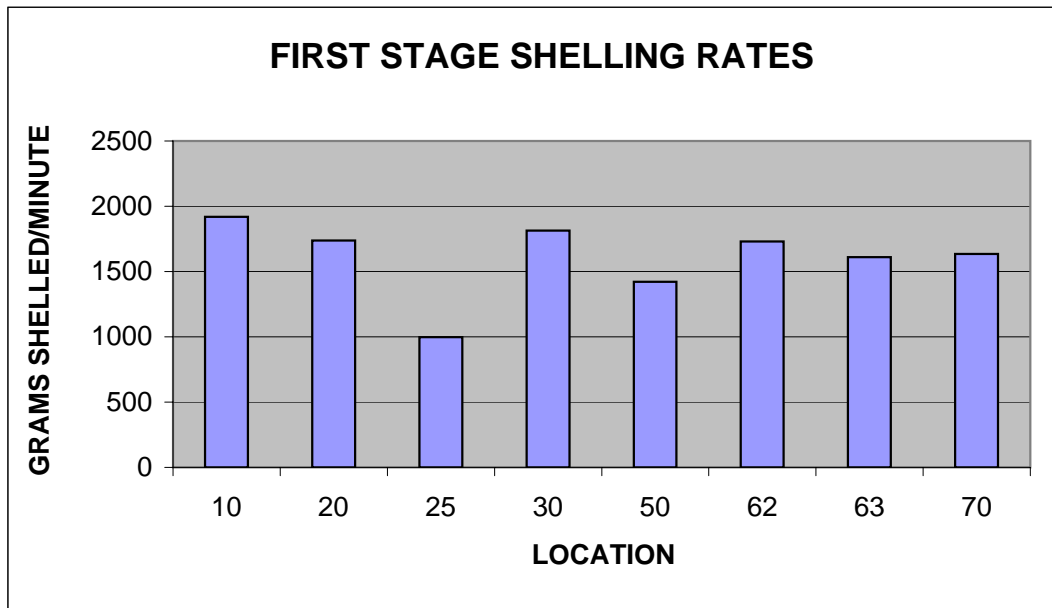
LOCATION 70 UPPT 2009 SHELLING DATA

VARIETY: P/T 09-02 DATE: FEB 11, 2010

GRATE	WEIGHT	TIME
29 initial	6720.6	181 sec.
	grams shelled / min	1635.6
26 unshelled	1786.4	196 sec.
	grams shelled / min	495.8
23 unshelled	166.8	27 sec.
	grams shelled / min	361.8
20 unshelled	4.0	7 sec.
	grams shelled / min	34.3
Final grams unshelled		0.0
Total grams shelled		6720.6
Total grams shelled / min		981.1
HULLS		1985.2

P/T 09-02 UPPT 2009 FIRST STAGE SHELLING RATES

<u>LOCATION</u>	<u>GRAMS SHELLED / MINUTE</u>
10	1919.2
20	1736.6
25	998.4
30	1813.7
50	1420.6
62	1730.0
63	1611.2
70	1635.6



TXL061816 UPPT 2009 POD BULK DENSITY TABLE

LOCATION 10

BULK	Kg	cm	Kg/m3
DENSITY	5.62	20.20	299.28

LOCATION 25

BULK	Kg	cm	Kg/m3
DENSITY	4.68	16.08	313.66

LOCATION 50

BULK	Kg	cm	Kg/m3
DENSITY	1.75	7.05	266.43

LOCATION 63

BULK	Kg	cm	Kg/m3
DENSITY	6.38	21.75	315.50

LOCATION 20

BULK	Kg	cm	Kg/m3
DENSITY	2.62	9.85	285.94

LOCATION 30

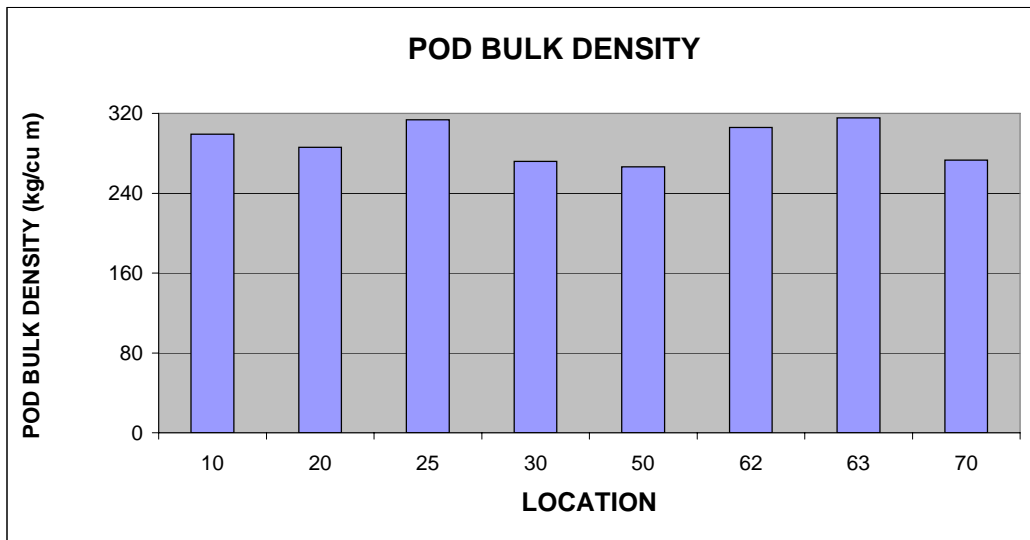
BULK	Kg	cm	Kg/m3
DENSITY	4.72	18.68	271.89

LOCATION 62

BULK	Kg	cm	Kg/m3
DENSITY	6.35	22.35	305.98

LOCATION 70

BULK	Kg	cm	Kg/m3
DENSITY	6.54	25.78	273.07



TXL061816 UPPT 2009 COMMERCIAL GRADE SIZE WEIGHT PERCENT TABLE

LOCATION 10

JUMBO	41.23
MEDIUM	26.34
NUMBER 1	10.70
- 16	5.17
SPLITS	16.56

LOCATION 20

JUMBO	32.22
MEDIUM	24.06
NUMBER 1	20.79
- 16	7.71
SPLITS	15.21

LOCATION 25

JUMBO	35.51
MEDIUM	18.30
NUMBER 1	12.88
- 16	7.87
SPLITS	25.44

LOCATION 30

JUMBO	11.63
MEDIUM	26.89
NUMBER 1	27.93
- 16	20.40
SPLITS	13.16

LOCATION 50

JUMBO	20.50
MEDIUM	22.34
NUMBER 1	27.70
- 16	12.41
SPLITS	17.05

LOCATION 62

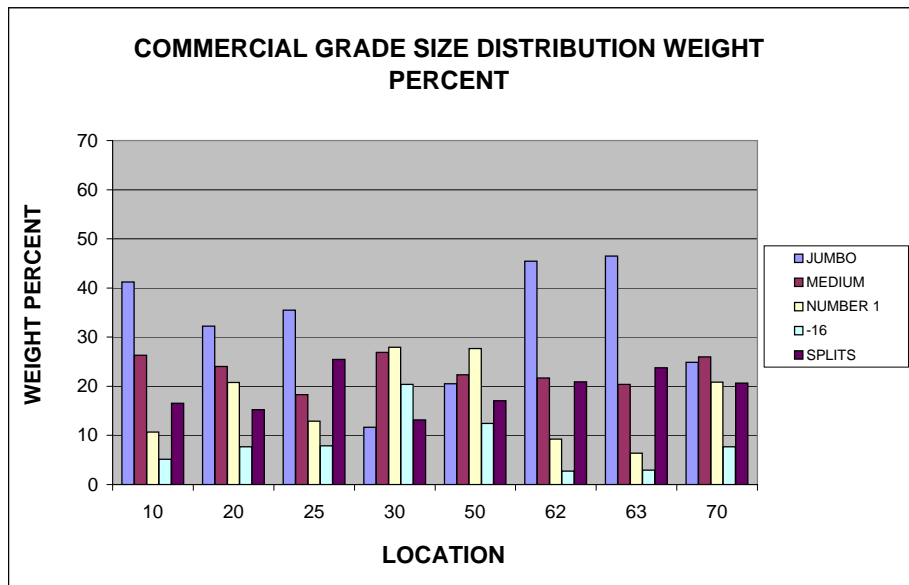
JUMBO	45.48
MEDIUM	21.66
NUMBER 1	9.26
- 16	2.72
SPLITS	20.89

LOCATION 63

JUMBO	46.51
MEDIUM	20.40
NUMBER 1	6.36
- 16	2.95
SPLITS	23.77

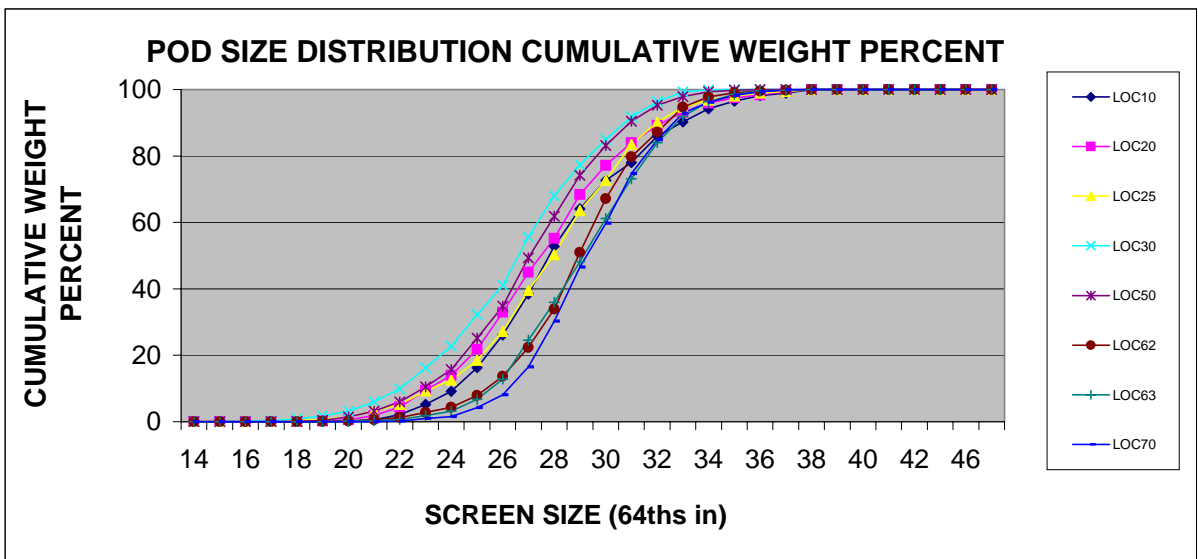
LOCATION 70

JUMBO	24.86
MEDIUM	26.00
NUMBER 1	20.84
- 16	7.67
SPLITS	20.63



TXL061816 UPPT 2009 POD SIZE DISTRIBUTION CUMULATIVE WEIGHT PERCENT TABLE

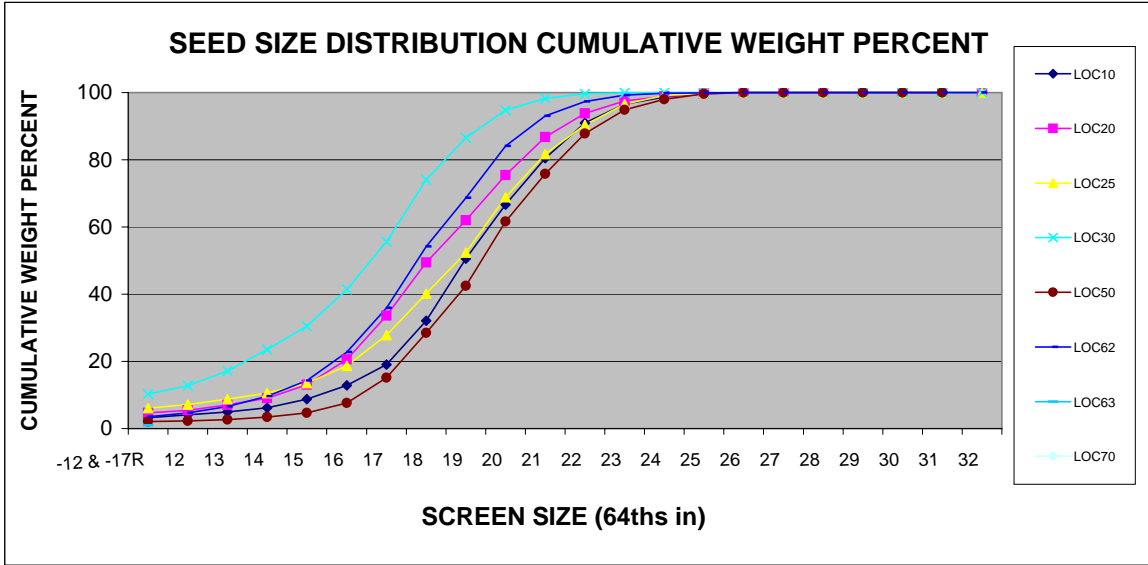
SCREEN SIZE	LOCATION							
	10	20	25	30	50	62	63	70
14	0.00	0.00	0.00	0.00	0.00	0.00	0.00	0.00
15	0.00	0.00	0.00	0.00	0.00	0.00	0.00	0.00
16	0.00	0.00	0.00	0.07	0.00	0.00	0.00	0.00
17	0.00	0.00	0.09	0.33	0.00	0.00	0.00	0.00
18	0.00	0.00	0.24	0.86	0.09	0.00	0.00	0.00
19	0.00	0.17	0.65	1.76	0.43	0.08	0.00	0.00
20	0.16	0.54	1.46	3.17	1.46	0.23	0.15	0.00
21	0.55	1.79	3.31	5.97	3.22	0.56	0.32	0.00
22	2.07	4.44	5.22	9.95	5.99	1.22	0.70	0.24
23	5.24	9.42	9.27	16.20	10.50	2.79	1.78	0.93
24	9.12	13.94	12.52	22.75	15.72	4.33	3.19	1.53
25	16.31	21.76	18.50	32.24	25.14	7.87	6.78	4.20
26	26.09	32.94	27.16	41.05	34.74	13.64	12.86	8.13
27	38.48	45.00	39.48	55.61	49.29	22.37	24.54	16.51
28	52.84	55.18	50.25	68.02	61.89	33.94	35.93	30.25
29	64.06	68.45	63.60	77.33	74.22	50.92	48.17	46.54
30	72.63	77.20	72.62	84.94	83.16	67.17	61.22	59.71
31	78.03	84.01	83.51	91.83	90.46	79.73	73.09	74.62
32	85.90	89.18	90.15	96.36	95.25	87.16	84.06	84.92
33	90.28	93.11	94.65	99.31	97.91	94.73	91.94	92.83
34	94.18	95.91	96.84	99.90	99.28	97.77	96.37	96.17
35	96.51	97.53	98.08	100.00	99.79	99.01	98.59	98.30
36	98.16	98.33	98.92	100.00	100.00	99.48	99.58	99.37
37	98.90	99.42	99.46	100.00	100.00	99.79	99.85	99.87
38	100.00	100.00	100.00	100.00	100.00	100.00	100.00	100.00
39	100.00	100.00	100.00	100.00	100.00	100.00	100.00	100.00
40	100.00	100.00	100.00	100.00	100.00	100.00	100.00	100.00
41	100.00	100.00	100.00	100.00	100.00	100.00	100.00	100.00
42	100.00	100.00	100.00	100.00	100.00	100.00	100.00	100.00
44	100.00	100.00	100.00	100.00	100.00	100.00	100.00	100.00
46	100.00	100.00	100.00	100.00	100.00	100.00	100.00	100.00
48	100.00	100.00	100.00	100.00	100.00	100.00	100.00	100.00



TXL061816 UPPT 2009 SEED SIZE DISTRIBUTION CUMULATIVE WEIGHT PERCENT TABLE

LOCATION

Screen Size	10	20	25	30	50	62	63	70
-12 & -17R	3.28	4.63	6.13	10.28	6.75	2.11	2.10	3.50
12	4.07	5.44	7.15	12.78	8.01	2.30	2.59	4.65
13	4.98	7.06	8.79	17.18	10.76	2.66	3.21	6.56
14	6.20	9.09	10.55	23.49	14.96	3.44	3.87	9.66
15	8.72	13.08	13.52	30.49	22.04	4.64	4.95	14.31
16	12.90	20.60	18.71	41.43	32.39	7.60	7.01	22.78
17	19.02	33.62	27.83	55.65	48.36	15.14	12.22	35.92
18	32.14	49.39	40.14	74.07	64.02	28.44	23.84	54.18
19	50.59	62.00	52.37	86.61	75.28	42.52	38.99	68.68
20	66.64	75.47	68.87	94.76	87.49	61.59	57.42	84.07
21	80.47	86.80	81.67	98.27	95.71	75.76	73.38	93.09
22	90.98	93.85	90.35	99.61	99.15	87.80	83.43	97.36
23	96.59	97.51	96.60	99.91	99.76	94.83	88.87	99.24
24	98.64	98.85	99.12	99.97	100.00	98.00	98.72	99.82
25	99.80	99.72	99.85	100.00	100.00	99.64	99.73	99.95
26	100.00	99.87	99.96	100.00	100.00	99.96	99.91	100.00
27	100.00	99.87	99.96	100.00	100.00	100.00	99.97	100.00
28	100.00	100.00	100.00	100.00	100.00	100.00	100.00	100.00
29	100.00	100.00	100.00	100.00	100.00	100.00	100.00	100.00
30	100.00	100.00	100.00	100.00	100.00	100.00	100.00	100.00
31	100.00	100.00	100.00	100.00	100.00	100.00	100.00	100.00
32	100.00	100.00	100.00	100.00	100.00	100.00	100.00	100.00



TXL061816 UPPT 2009 SEED COUNT/POUND TABLE

LOCATION 10

JUMBO	623
MEDIUM	869
NUMBER 1	1200
SPLITS	1829

LOCATION 20

JUMBO	655
MEDIUM	879
NUMBER 1	1112
SPLITS	2062

LOCATION 25

JUMBO	646
MEDIUM	807
NUMBER 1	1181
SPLITS	1829

LOCATION 30

JUMBO	700
MEDIUM	984
NUMBER 1	1243
SPLITS	1906

LOCATION 50

JUMBO	677
MEDIUM	853
NUMBER 1	1117
SPLITS	2100

LOCATION 62

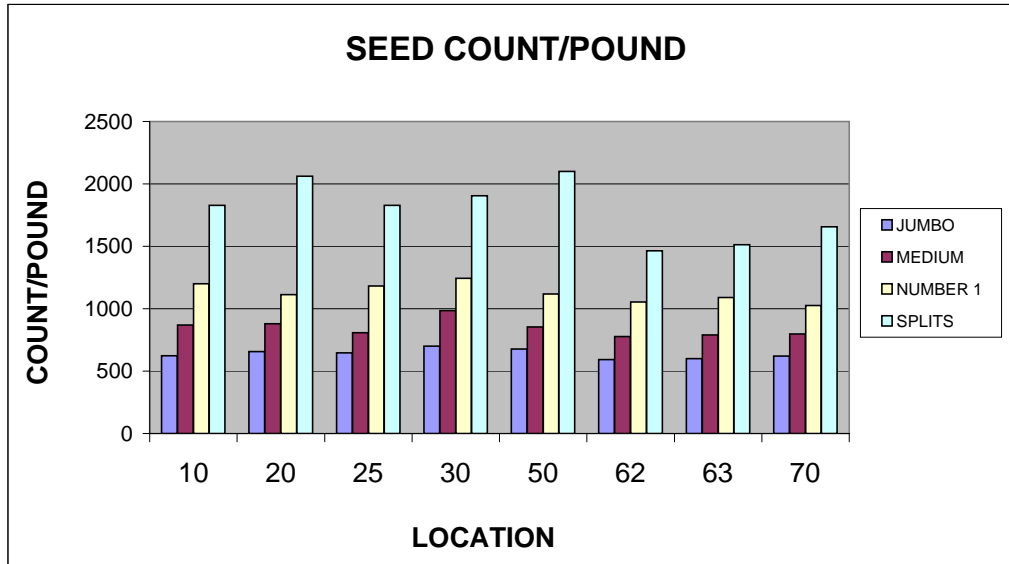
JUMBO	592
MEDIUM	777
NUMBER 1	1055
SPLITS	1463

LOCATION 63

JUMBO	600
MEDIUM	790
NUMBER 1	1090
SPLITS	1512

LOCATION 70

JUMBO	621
MEDIUM	799
NUMBER 1	1026
SPLITS	1655



TXL061816 UPPT 2009 GAC 2000 SEED MOISTURE CONTENT TABLE

LOCATION 10

JUMBO	6.7
MEDIUM	7.2
NUMBER 1	6.5
SPLITS	6.3

LOCATION 20

JUMBO	7.3
MEDIUM	6.0
NUMBER 1	6.1
SPLITS	6.0

LOCATION 25

JUMBO	6.4
MEDIUM	6.4
NUMBER 1	6.6
SPLITS	6.5

LOCATION 30

JUMBO	5.9
MEDIUM	5.9
NUMBER 1	6.1
SPLITS	5.9

LOCATION 50

JUMBO	N/A
MEDIUM	6.8
NUMBER 1	6.9
SPLITS	6.7

LOCATION 62

JUMBO	7.3
MEDIUM	6.5
NUMBER 1	6.6
SPLITS	6.4

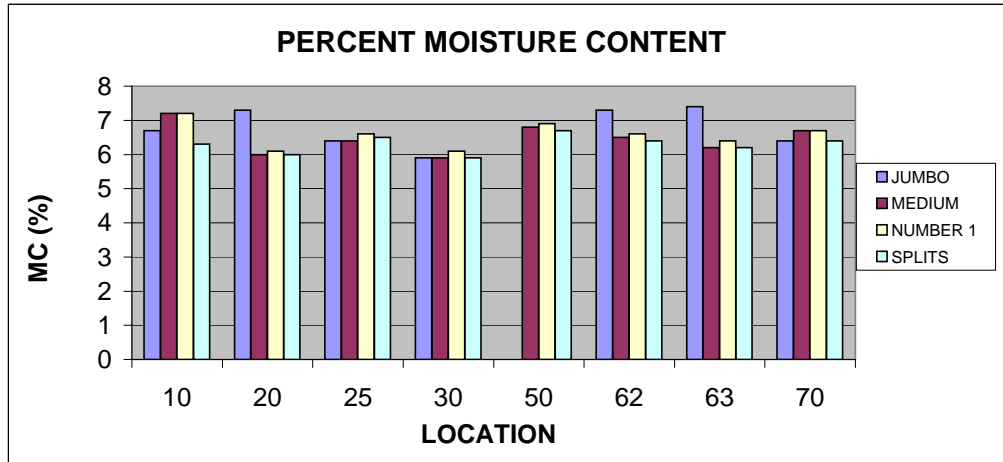
LOCATION 63

JUMBO	7.4
MEDIUM	6.2
NUMBER 1	6.4
SPLITS	6.2

LOCATION 70

JUMBO	6.4
MEDIUM	6.7
NUMBER 1	6.7
SPLITS	6.4

* NA INDICATES THAT THERE WAS NOT ENOUGH MATERIAL FOR THE GAC 2000 MOISTURE METER TO READ



LOCATION 10 UPPT 2009 SHELLING DATA

VARIETY: TXL061816 DATE: FEB 23, 2010

STAGE	GRATE	WEIGHT	TIME
1st	28 initial	5416.4	121 sec.
	grams shelled / min	1721.6	
2nd	25 unshelled	1944.6	99 sec.
	grams shelled / min	795.5	
3rd	22 unshelled	632.0	90 sec.
	grams shelled / min	318.4	
4th	19 unshelled	154.4	41 sec.
	grams shelled / min	221.3	
5th	16 unshelled	3.2	5 sec.
	grams shelled / min	38.4	
6th			
Final grams unshelled		0.0	
Total grams shelled		5416.4	5.93 min.
Total grams shelled / min		912.9	
HULLS		1175.8	

LOCATION 20 UPPT 2009 SHELLING DATA

VARIETY: TXL061816 DATE: MAR. 4, 2010

GRATE	WEIGHT	TIME	
30 initial	2416.6	55 sec.	
	grams shelled / min	1305.2	
27 unshelled	1220.2	53 sec.	
	grams shelled / min	655.0	
24 unshelled	641.6	59 sec.	
	grams shelled / min	408.6	
21 unshelled	239.8	44 sec.	
	grams shelled / min	268.9	
18 unshelled	42.6	11 sec.	
	grams shelled / min	221.5	
16 unshelled	2.0	5 sec.	
	grams shelled / min	24.0	
Final grams unshelled		0.0	
Total grams shelled		2416.6	3.78 min.
Total grams shelled / min		638.7	
HULLS		577.0	

LOCATION 25 UPPT 2009 SHELLING DATA

VARIETY: TXL061816 DATE: DEC. 8, 2009

STAGE	GRATE	WEIGHT	TIME
1st	29 initial	4484.2	116 sec.
	grams shelled / min	1083.3	
2nd	26 unshelled	2389.8	164 sec.
	grams shelled / min	538.8	
3rd	23 unshelled	917.2	166 sec.
	grams shelled / min	194.7	
4th	20 unshelled	378.6	108 sec.
	grams shelled / min	144.9	
5th	17 unshelled	117.8	57 sec.
	grams shelled / min	124.0	
6th			
Final grams unshelled		0.0	
Total grams shelled		4484.2	10.18 min.
Total grams shelled / min		440.3	
HULLS		1096.8	

LOCATION 30 UPPT 2009 SHELLING DATA

VARIETY: TXL061816 DATE: NOV 19, 2008

GRATE	WEIGHT	TIME	
26 initial	4517.2	216 sec.	
	grams shelled / min	834.2	
23 unshelled	1514.0	213 sec.	
	grams shelled / min	244.5	
20 unshelled	646.0	113 sec.	
	grams shelled / min	157.4	
17 unshelled	349.6	180 sec.	
	grams shelled / min	112.2	
16 unshelled	13.0	21 sec.	
	grams shelled / min	37.1	
Final grams unshelled		0.0	
Total grams shelled		4517.2	12.38 min.
Total grams shelled / min		364.8	
HULLS		1410.0	

LOCATION 50 UPPT 2009 SHELLING DATA

VARIETY: TXL061816 DATE: JAN 14, 2010

STAGE	GRATE	WEIGHT	TIME
1st	26 initial	1545.0	118 sec.
	grams shelled / min	557.5	
2nd	23 unshelled	448.6	79 sec.
	grams shelled / min	228.3	
3rd	20 unshelled	148.0	35 sec.
	grams shelled / min	196.8	
4th	17 unshelled	33.2	15 sec.
	grams shelled / min	132.8	
5th			
6th			
Final grams unshelled		0.0	
Total grams shelled		1545.0	4.12 min.
Total grams shelled / min		375.3	
HULLS		448.2	

LOCATION 62 UPPT 2009 SHELLING DATA

VARIETY: TXL061816 DATE: MAR 23, 2010

GRATE	WEIGHT	TIME	
28 initial	6153.4	177 sec.	
	grams shelled / min	1733.6	
25 unshelled	1039.4	94 sec.	
	grams shelled / min	517.0	
22 unshelled	229.4	51 sec.	
	grams shelled / min	241.9	
19 unshelled	23.8	13 sec.	
	grams shelled / min	109.8	
Final grams unshelled		0.0	
Total grams shelled		6153.4	5.58 min.
Total grams shelled / min		1102.1	
HULLS		1446.0	

LOCATION 63 UPPT 2009 SHELLING DATA

VARIETY: TXL061816 DATE: MAR, 11, 2010

STAGE	GRATE		WEIGHT	TIME
1st	30	initial	6175.2	112 sec.
		grams shelled / min	2142.2	
2nd	27	unshelled	2176.4	94 sec.
		grams shelled / min	895.1	
3rd	24	unshelled	774.0	87 sec.
		grams shelled / min	425.9	
4th	21	unshelled	156.4	33 sec.
		grams shelled / min	267.6	
5th	18	unshelled	9.2	10 sec.
		grams shelled / min	55.2	
6th				
Final grams unshelled			0.0	
Total grams shelled			6175.2	5.60 min.
Total grams shelled / min			1102.7	
HULLS			1326.0	

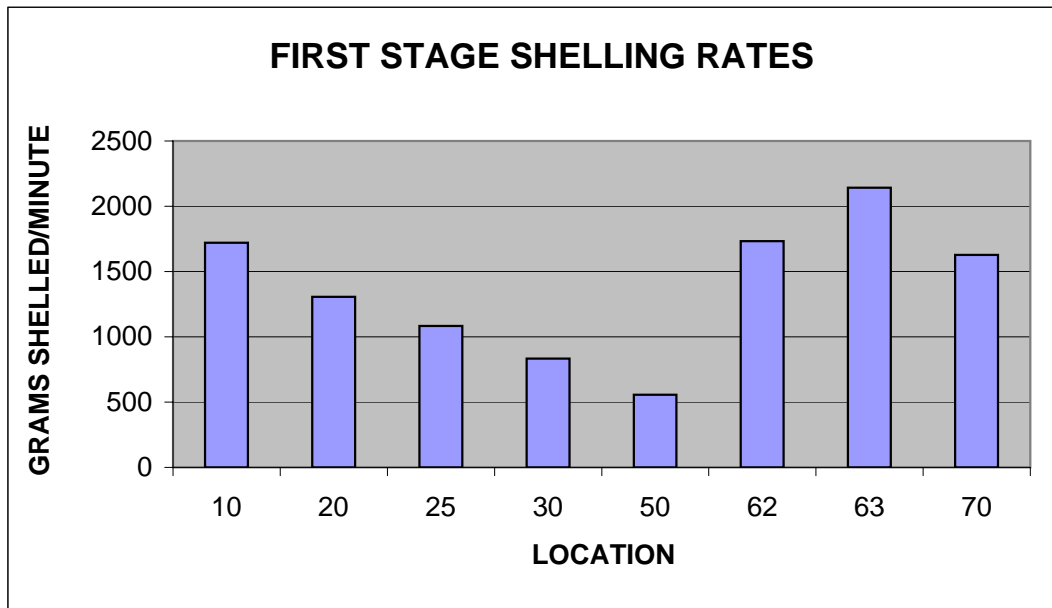
LOCATION 70 UPPT 2009 SHELLING DATA

VARIETY: TXL061816 DATE: FEB 11, 2010

GRATE		WEIGHT	TIME
27	initial	6338.8	207 sec.
	grams shelled / min	1628.3	
24	unshelled	721.2	82 sec.
	grams shelled / min	448.8	
21	unshelled	107.8	23 sec.
	grams shelled / min	263.0	
18	unshelled	7.0	7 sec.
	grams shelled / min	60.0	
16	unshelled	0.0	1 sec.
	grams shelled / min	0.0	
	unshelled		
	grams shelled / min		
Final grams unshelled		0.0	
Total grams shelled		6338.8	5.33 min.
Total grams shelled / min		1188.5	
HULLS		1831.8	

TXL061816 UPPT 2009 FIRST STAGE SHELLING RATES

<u>LOCATION</u>	<u>GRAMS SHELLED / MINUTE</u>
10	1721.6
20	1305.2
25	1083.3
30	834.2
50	557.5
62	1733.6
63	2142.2
70	1628.3



TXL061821 UPPT 2009 POD BULK DENSITY TABLE

LOCATION 10

BULK	Kg	cm	Kg/m3
DENSITY	5.75	24.20	255.76

LOCATION 25

BULK	Kg	cm	Kg/m3
DENSITY	5.84	21.95	286.28

LOCATION 50

BULK	Kg	cm	Kg/m3
DENSITY	4.28	18.23	252.62

LOCATION 63

BULK	Kg	cm	Kg/m3
DENSITY	6.37	25.25	271.45

LOCATION 20

BULK	Kg	cm	Kg/m3
DENSITY	4.57	19.13	257.26

LOCATION 30

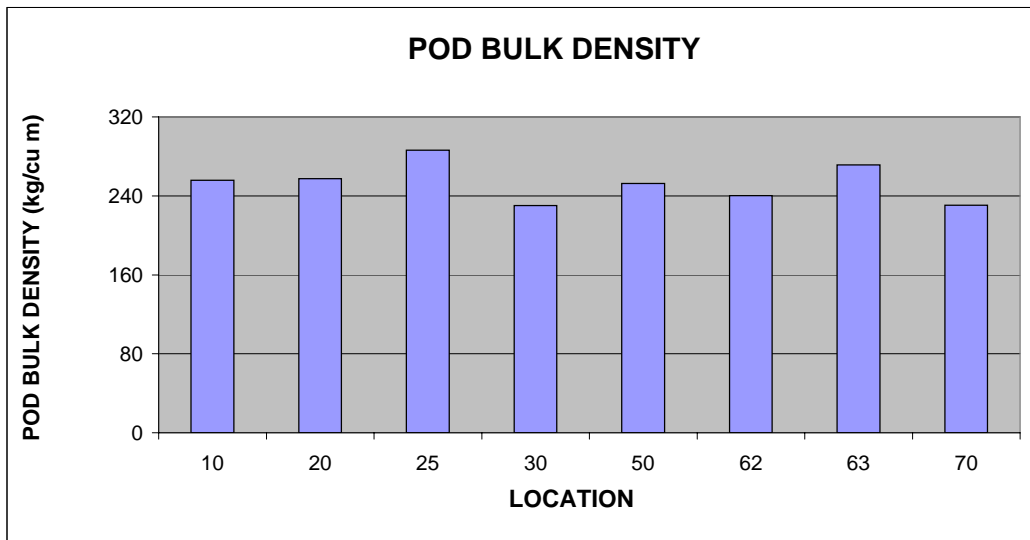
BULK	Kg	cm	Kg/m3
DENSITY	6.08	28.43	230.32

LOCATION 62

BULK	Kg	cm	Kg/m3
DENSITY	6.44	28.85	240.22

LOCATION 70

BULK	Kg	cm	Kg/m3
DENSITY	6.37	29.78	230.41



TXL061821 UPPT 2009 COMMERCIAL GRADE SIZE WEIGHT PERCENT TABLE

LOCATION 10

JUMBO	35.36
MEDIUM	38.95
NUMBER 1	9.39
- 16	6.99
SPLITS	9.31

LOCATION 20

JUMBO	19.43
MEDIUM	52.20
NUMBER 1	13.60
- 16	7.49
SPLITS	7.28

LOCATION 25

JUMBO	29.73
MEDIUM	38.33
NUMBER 1	10.22
- 16	8.09
SPLITS	13.63

LOCATION 30

JUMBO	6.04
MEDIUM	39.60
NUMBER 1	22.67
- 16	25.34
SPLITS	6.34

LOCATION 50

JUMBO	16.20
MEDIUM	47.84
NUMBER 1	16.73
- 16	11.69
SPLITS	7.54

LOCATION 62

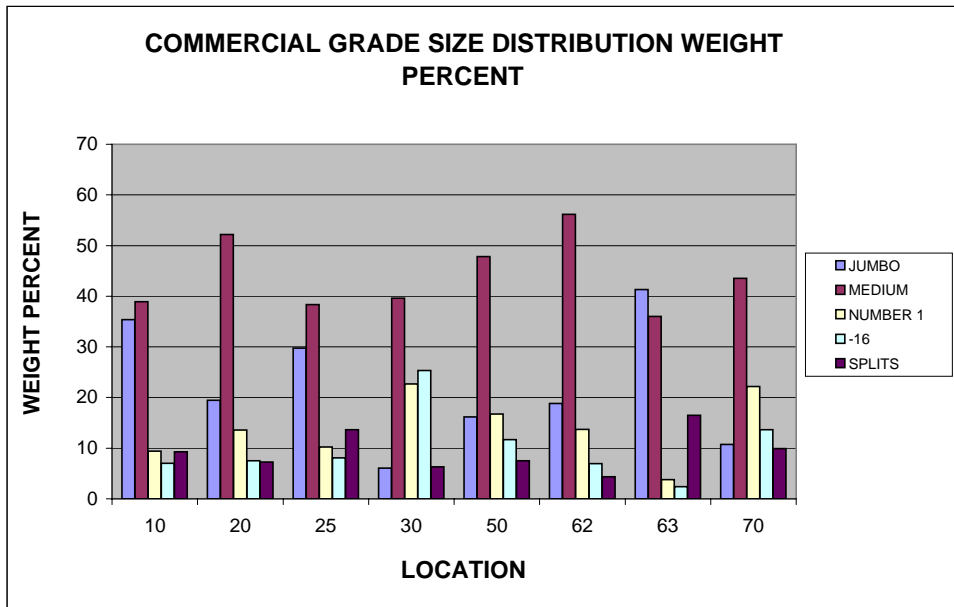
JUMBO	18.83
MEDIUM	56.14
NUMBER 1	13.70
- 16	6.94
SPLITS	4.39

LOCATION 63

JUMBO	41.29
MEDIUM	36.00
NUMBER 1	3.82
- 16	2.39
SPLITS	16.50

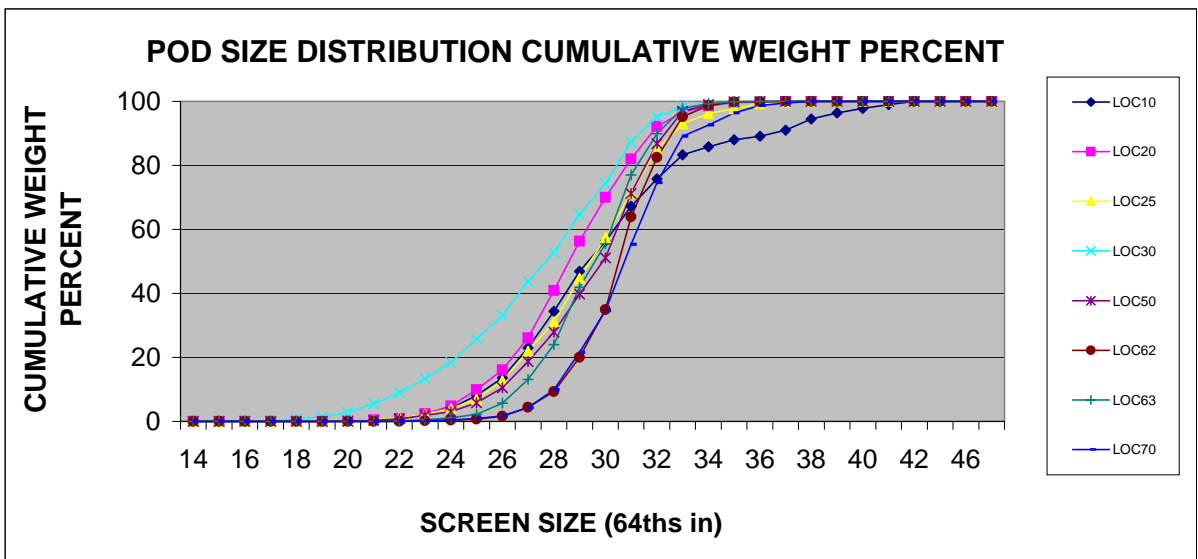
LOCATION 70

JUMBO	10.73
MEDIUM	43.51
NUMBER 1	22.20
- 16	13.64
SPLITS	9.92



TXL061821 UPPT 2009 POD SIZE DISTRIBUTION CUMULATIVE WEIGHT PERCENT TABLE

SCREEN SIZE	LOCATION							
	10	20	25	30	50	62	63	70
14	0.00	0.00	0.00	0.00	0.00	0.00	0.00	0.00
15	0.00	0.00	0.00	0.00	0.00	0.00	0.00	0.00
16	0.00	0.00	0.00	0.03	0.00	0.00	0.00	0.00
17	0.00	0.00	0.00	0.27	0.00	0.00	0.00	0.00
18	0.00	0.00	0.00	0.78	0.00	0.00	0.00	0.00
19	0.00	0.00	0.08	1.39	0.00	0.00	0.00	0.00
20	0.11	0.21	0.22	2.76	0.04	0.00	0.00	0.00
21	0.27	0.51	0.51	5.52	0.34	0.00	0.00	0.00
22	0.70	0.90	1.12	8.93	0.77	0.00	0.11	0.00
23	2.41	2.38	2.33	13.40	1.90	0.15	0.51	0.21
24	4.11	4.79	4.05	18.38	2.97	0.44	1.05	0.38
25	8.06	9.95	6.95	25.71	5.79	0.68	2.20	0.90
26	13.55	16.08	12.70	33.07	10.52	1.64	5.72	1.71
27	23.01	26.06	21.85	43.71	18.72	4.37	13.07	4.31
28	34.41	40.86	31.06	52.82	27.90	9.34	24.03	9.87
29	46.94	56.31	44.74	64.65	39.76	19.97	41.86	21.59
30	56.26	69.97	57.45	74.28	51.06	34.95	55.55	34.59
31	67.19	82.04	71.29	87.37	71.19	63.87	77.01	55.29
32	75.76	92.16	85.00	95.09	86.81	82.48	89.90	74.59
33	83.26	96.64	92.96	98.30	96.89	95.19	97.79	89.07
34	85.81	98.57	96.21	99.05	98.98	98.73	99.30	92.63
35	88.03	99.59	97.74	99.52	99.87	99.76	99.91	96.40
36	89.11	99.84	99.29	99.90	99.87	99.86	100.00	98.66
37	91.02	100.00	99.81	100.00	100.00	100.00	100.00	99.51
38	94.49	100.00	100.00	100.00	100.00	100.00	100.00	100.00
39	96.38	100.00	100.00	100.00	100.00	100.00	100.00	100.00
40	97.78	100.00	100.00	100.00	100.00	100.00	100.00	100.00
41	99.03	100.00	100.00	100.00	100.00	100.00	100.00	100.00
42	100.00	100.00	100.00	100.00	100.00	100.00	100.00	100.00
44	100.00	100.00	100.00	100.00	100.00	100.00	100.00	100.00
46	100.00	100.00	100.00	100.00	100.00	100.00	100.00	100.00
48	100.00	100.00	100.00	100.00	100.00	100.00	100.00	100.00



TXL061821 UPPT 2009 SEED COUNT/POUND TABLE

LOCATION 10

JUMBO	469
MEDIUM	713
NUMBER 1	1026
SPLITS	1281

LOCATION 20

JUMBO	608
MEDIUM	711
NUMBER 1	933
SPLITS	1586

LOCATION 25

JUMBO	571
MEDIUM	732
NUMBER 1	1004
SPLITS	1522

LOCATION 30

JUMBO	663
MEDIUM	857
NUMBER 1	1143
SPLITS	1998

LOCATION 50

JUMBO	602
MEDIUM	785
NUMBER 1	957
SPLITS	1859

LOCATION 62

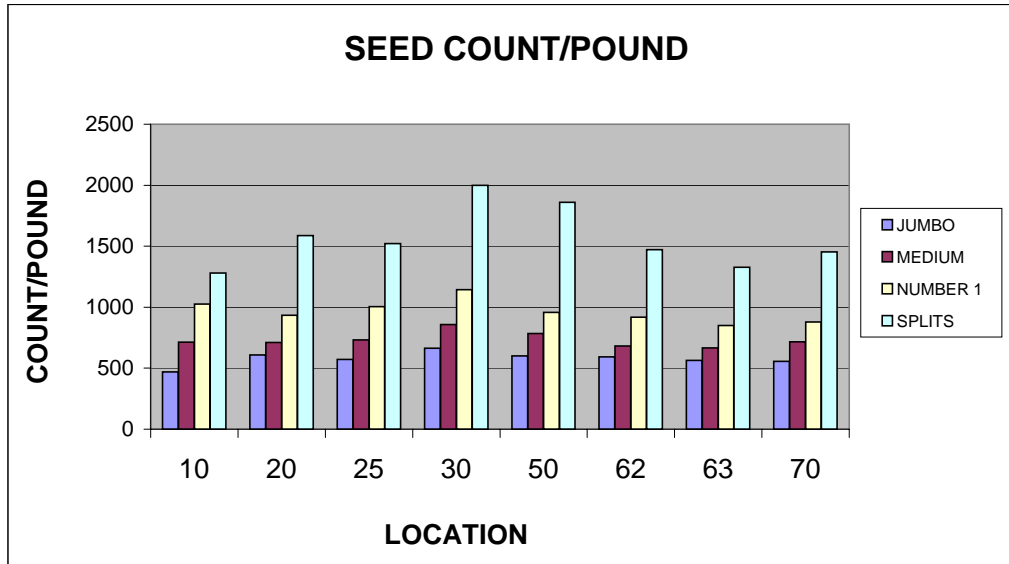
JUMBO	594
MEDIUM	681
NUMBER 1	918
SPLITS	1473

LOCATION 63

JUMBO	564
MEDIUM	667
NUMBER 1	849
SPLITS	1326

LOCATION 70

JUMBO	556
MEDIUM	715
NUMBER 1	879
SPLITS	1454



TXL061821UPPT 2009 GAC 2000 SEED MOISTURE CONTENT TABLE

LOCATION 10

JUMBO	6.4
MEDIUM	6.4
NUMBER 1	6.5
SPLITS	6.3

LOCATION 20

JUMBO	6.0
MEDIUM	6.1
NUMBER 1	6.2
SPLITS	6.0

LOCATION 25

JUMBO	6.6
MEDIUM	6.5
NUMBER 1	6.7
SPLITS	6.6

LOCATION 30

JUMBO	5.9
MEDIUM	5.9
NUMBER 1	6.1
SPLITS	6.0

LOCATION 50

JUMBO	7.0
MEDIUM	7.0
NUMBER 1	7.2
SPLITS	7.0

LOCATION 62

JUMBO	6.5
MEDIUM	6.6
NUMBER 1	6.8
SPLITS	6.5

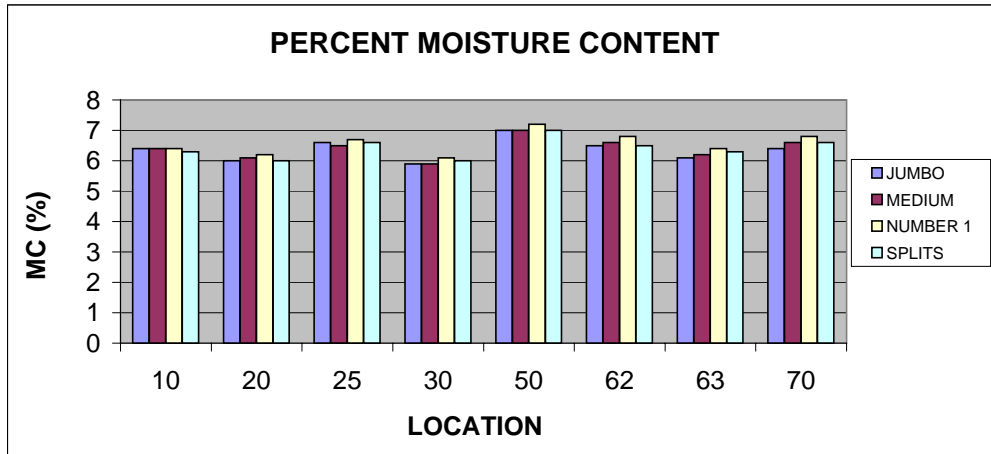
LOCATION 63

JUMBO	6.1
MEDIUM	6.2
NUMBER 1	6.4
SPLITS	6.3

LOCATION 70

JUMBO	6.4
MEDIUM	6.6
NUMBER 1	6.8
SPLITS	6.6

* NA INDICATES THAT THERE WAS NOT ENOUGH MATERIAL FOR THE GAC 2000 MOISTURE METER TO READ



LOCATION 10 UPPT 2009 SHELLING DATA

VARIETY: TXL061821 DATE: FEB 23, 2010

STAGE	GRATE	WEIGHT	TIME
1st	30 initial	5550.2	123 sec.
	grams shelled / min	2187.1	
2nd	27 unshelled	1066.6	58 sec.
	grams shelled / min	683.8	
3rd	24 unshelled	405.6	55 sec.
	grams shelled / min	337.5	
4th	21 unshelled	96.2	21 sec.
	grams shelled / min	251.4	
5th	18 unshelled	8.2	7 sec.
	grams shelled / min	70.3	
6th			
Final grams unshelled		0.0	
Total grams shelled		5550.2	4.40 min.
Total grams shelled / min		1261.4	
HULLS		1373.2	

LOCATION 20 UPPT 2009 SHELLING DATA

VARIETY: TXL061821 DATE: MAR. 4, 2010

GRATE	WEIGHT	TIME
28 initial	4371.0	111 sec.
grams shelled / min	1890.1	
25 unshelled	874.4	64 sec.
grams shelled / min	608.4	
22 unshelled	225.4	38 sec.
grams shelled / min	306.6	
19 unshelled	31.2	9 sec.
grams shelled / min	208.0	
Final grams unshelled		0.0
Total grams shelled		4371.0
Total grams shelled / min		1181.4
HULLS		1033.2

LOCATION 25 UPPT 2009 SHELLING DATA

VARIETY: TXL061821 DATE: DEC. 8, 2009

STAGE	GRATE	WEIGHT	TIME
1st	28 initial	5637.8	166 sec.
	grams shelled / min	1482.9	
2nd	25 unshelled	1535.2	121 sec.
	grams shelled / min	509.8	
3rd	22 unshelled	507.2	115 sec.
	grams shelled / min	174.6	
4th	19 unshelled	172.6	79 sec.
	grams shelled / min	125.3	
5th	16 unshelled	7.6	21 sec.
	grams shelled / min	21.7	
6th			
Final grams unshelled		0.0	
Total grams shelled		5637.8	8.37 min.
Total grams shelled / min		673.8	
HULLS		1332.0	

LOCATION 30 UPPT 2009 SHELLING DATA

VARIETY: TXL061821 DATE: NOV 19, 2008

GRATE	WEIGHT	TIME
27 initial	5882.2	171 sec.
grams shelled / min	1478.9	
24 unshelled	1667.2	115 sec.
grams shelled / min	542.7	
21 unshelled	627.0	118 sec.
grams shelled / min	219.4	
18 unshelled	195.6	66 sec.
grams shelled / min	158.4	
16 unshelled	21.4	9 sec.
grams shelled / min	142.7	
Final grams unshelled		0.0
Total grams shelled		5882.2
Total grams shelled / min		736.8
HULLS		1916.2

LOCATION 50 UPPT 2009 SHELLING DATA

VARIETY: TXL061821 DATE: JAN 13, 2010

STAGE	GRATE	WEIGHT	TIME
1st	27 initial	4077.2	151 sec.
	grams shelled / min	1409.2	
2nd	24 unshelled	530.8	77 sec.
	grams shelled / min	296.1	
3rd	21 unshelled	150.8	35 sec.
	grams shelled / min	224.2	
4th	18 unshelled	20.0	10 sec.
	grams shelled / min	120.0	
5th			
6th			
Final grams unshelled		0.0	
Total grams shelled		4077.2	4.55 min.
Total grams shelled / min		896.1	
HULLS		1088.2	

LOCATION 62 UPPT 2009 SHELLING DATA

VARIETY: TXL061821 DATE: MAR 23, 2010

GRATE	WEIGHT	TIME
27 initial	6238.4	186 sec.
grams shelled / min	1949.5	
24 unshelled	194.8	35 sec.
grams shelled / min	298.3	
21 unshelled	20.8	12 sec.
grams shelled / min	97.0	
18 unshelled	1.4	5 sec.
grams shelled / min	16.8	
Final grams unshelled		0.0
Total grams shelled		6238.4
Total grams shelled / min		1572.7
HULLS		1593.2

LOCATION 63 UPPT 2009 SHELLING DATA

VARIETY: TXL061821 DATE: MAR, 11, 2010

STAGE	GRATE	WEIGHT	TIME
1st	27 initial	6167.6	164 sec.
	grams shelled / min	2079.6	
2nd	24 unshelled	483.4	51 sec.
	grams shelled / min	509.6	
3rd	21 unshelled	50.2	21 sec.
	grams shelled / min	134.9	
4th	18 unshelled	3.0	7 sec.
	grams shelled / min	25.7	
5th			
6th			
Final grams unshelled		0.0	
Total grams shelled		6167.6	4.05 min.
Total grams shelled / min		1522.9	
HULLS		1271.4	

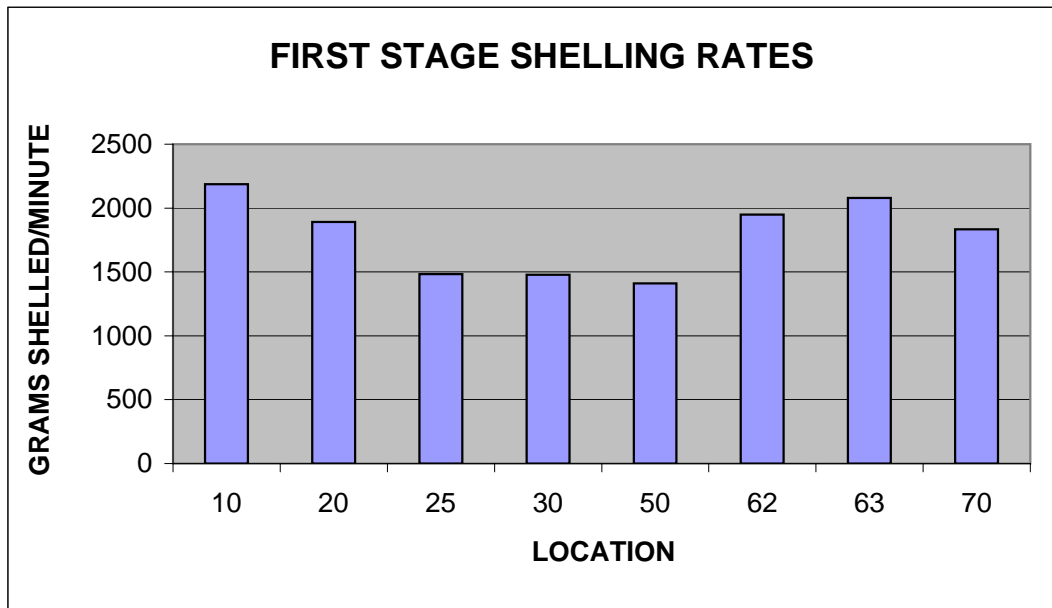
LOCATION 70 UPPT 2009 SHELLING DATA

VARIETY: TXL061821 DATE: FEB 11, 2010

GRATE	WEIGHT	TIME
28 initial	6173.6	182 sec.
	grams shelled / min	1834.7
25 unshelled	608.2	53 sec.
	grams shelled / min	641.0
22 unshelled	42.0	12 sec.
	grams shelled / min	210.0
Final grams unshelled		0.0
Total grams shelled		6173.6 4.12 min.
Total grams shelled / min		1499.7
HULLS		1962.4

TXL061821 UPPT 2009 FIRST STAGE SHELLING RATES

<u>LOCATION</u>	<u>GRAMS SHELLED / MINUTE</u>
10	2187.1
20	1890.1
25	1482.9
30	1478.9
50	1409.2
62	1949.5
63	2079.6
70	1834.7



UF 08301 UPPT 2009 POD BULK DENSITY TABLE

LOCATION 10

	Kg	cm	Kg/m3
BULK			
DENSITY	6.51	25.25	277.42

LOCATION 25

	Kg	cm	Kg/m3
BULK			
DENSITY	6.63	23.10	308.73

LOCATION 50

	Kg	cm	Kg/m3
BULK			
DENSITY	4.42	16.43	289.74

LOCATION 63

	Kg	cm	Kg/m3
BULK			
DENSITY	6.62	24.35	292.78

LOCATION 20

	Kg	cm	Kg/m3
BULK			
DENSITY	5.33	20.38	281.61

LOCATION 30

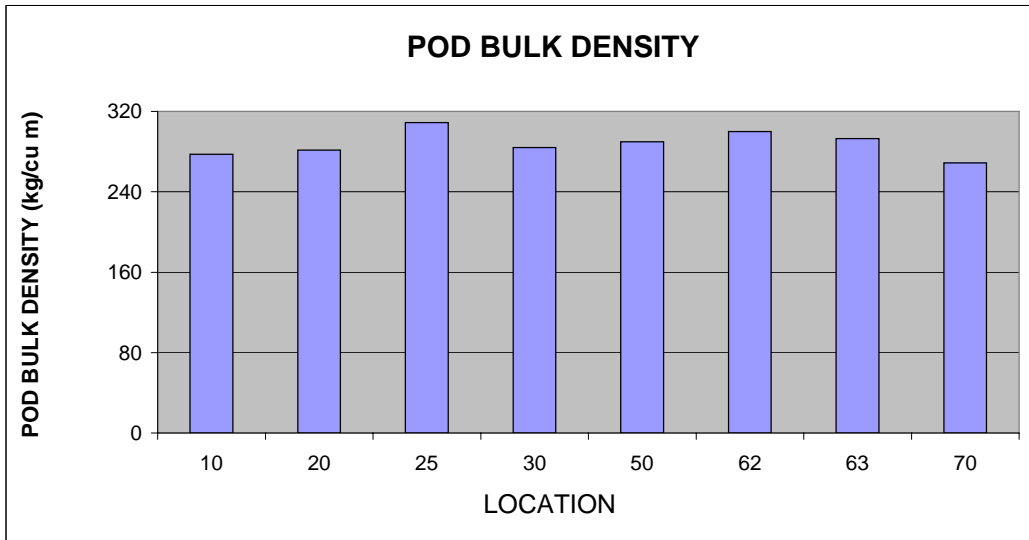
	Kg	cm	Kg/m3
BULK			
DENSITY	6.54	24.80	283.92

LOCATION 62

	Kg	cm	Kg/m3
BULK			
DENSITY	6.54	23.48	299.90

LOCATION 70

	Kg	cm	Kg/m3
BULK			
DENSITY	6.77	27.13	268.72



UF 08301 UPPT 2009 COMMERCIAL GRADE SIZE WEIGHT PERCENT TABLE

LOCATION 10

JUMBO	27.00
MEDIUM	45.03
NUMBER 1	9.23
- 16	8.51
SPLITS	10.24

LOCATION 20

JUMBO	24.39
MEDIUM	46.47
NUMBER 1	10.33
- 16	6.89
SPLITS	11.93

LOCATION 25

JUMBO	29.81
MEDIUM	30.94
NUMBER 1	7.68
- 16	9.90
SPLITS	21.67

LOCATION 30

JUMBO	12.70
MEDIUM	45.09
NUMBER 1	14.83
- 16	10.96
SPLITS	16.43

LOCATION 50

JUMBO	26.42
MEDIUM	34.87
NUMBER 1	8.72
- 16	10.07
SPLITS	19.92

LOCATION 62

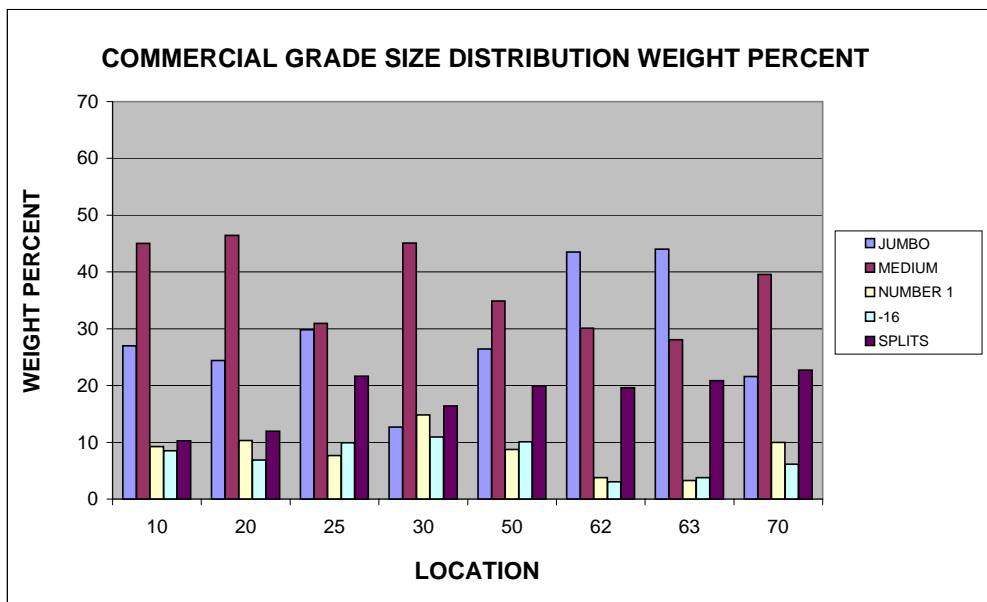
JUMBO	43.51
MEDIUM	30.09
NUMBER 1	3.75
- 16	3.06
SPLITS	19.59

LOCATION 63

JUMBO	44.03
MEDIUM	28.08
NUMBER 1	3.26
- 16	3.78
SPLITS	20.86

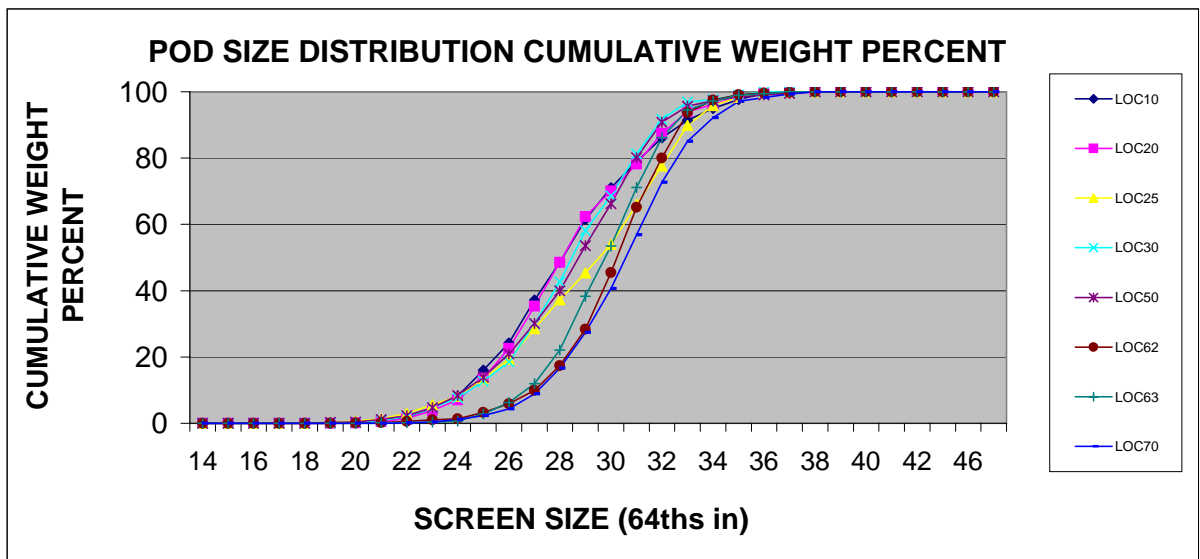
LOCATION 70

JUMBO	21.56
MEDIUM	39.56
NUMBER 1	9.99
- 16	6.15
SPLITS	22.74



UF 08301 UPPT 2009 POD SIZE DISTRIBUTION CUMULATIVE WEIGHT PERCENT TABLE

SCREEN SIZE	LOCATION							
	10	20	25	30	50	62	63	70
14	0.00	0.00	0.00	0.00	0.00	0.00	0.00	0.00
15	0.00	0.00	0.00	0.00	0.00	0.00	0.00	0.00
16	0.00	0.00	0.00	0.00	0.00	0.00	0.00	0.00
17	0.00	0.00	0.00	0.00	0.00	0.00	0.00	0.00
18	0.00	0.00	0.03	0.07	0.05	0.00	0.00	0.00
19	0.00	0.00	0.24	0.13	0.25	0.00	0.00	0.00
20	0.12	0.11	0.67	0.25	0.43	0.06	0.00	0.00
21	0.86	0.45	1.38	0.89	1.16	0.22	0.19	0.00
22	1.80	1.43	2.98	2.02	2.28	0.58	0.24	0.12
23	4.67	3.85	5.62	4.68	4.77	1.03	0.42	0.43
24	8.20	7.01	8.06	7.58	8.43	1.38	0.72	1.15
25	16.02	13.60	13.38	12.68	13.90	3.28	2.79	2.36
26	24.19	22.57	19.28	18.57	20.92	5.84	6.28	4.33
27	37.18	35.31	28.56	29.99	30.08	9.96	11.96	8.85
28	48.52	48.51	37.28	42.68	39.95	17.38	22.07	16.60
29	61.46	62.37	45.36	58.13	53.55	28.37	38.29	27.39
30	71.03	70.11	53.91	68.62	66.17	45.46	53.43	40.65
31	78.99	78.23	66.02	81.27	80.07	65.11	71.18	56.86
32	86.08	87.42	77.62	91.73	90.80	79.97	86.18	72.70
33	91.43	94.02	89.90	96.94	95.65	93.76	94.47	85.06
34	95.01	96.15	95.81	97.70	97.30	97.49	97.24	92.21
35	97.70	98.57	98.37	99.00	98.48	99.15	98.91	97.09
36	99.55	99.49	99.62	100.00	99.06	99.62	99.43	98.23
37	99.74	99.71	99.90	100.00	99.48	99.77	100.00	99.33
38	100.00	100.00	100.00	100.00	100.00	100.00	100.00	100.00
39	100.00	100.00	100.00	100.00	100.00	100.00	100.00	100.00
40	100.00	100.00	100.00	100.00	100.00	100.00	100.00	100.00
41	100.00	100.00	100.00	100.00	100.00	100.00	100.00	100.00
42	100.00	100.00	100.00	100.00	100.00	100.00	100.00	100.00
44	100.00	100.00	100.00	100.00	100.00	100.00	100.00	100.00
46	100.00	100.00	100.00	100.00	100.00	100.00	100.00	100.00
48	100.00	100.00	100.00	100.00	100.00	100.00	100.00	100.00



UF 08301 UPPT 2009 SEED COUNT/POUND TABLE

LOCATION 10

JUMBO	602
MEDIUM	709
NUMBER 1	1075
SPLITS	1786

LOCATION 20

JUMBO	659
MEDIUM	774
NUMBER 1	1075
SPLITS	1829

LOCATION 25

JUMBO	598
MEDIUM	751
NUMBER 1	1145
SPLITS	1772

LOCATION 30

JUMBO	678
MEDIUM	869
NUMBER 1	1253
SPLITS	1906

LOCATION 50

JUMBO	600
MEDIUM	739
NUMBER 1	1090
SPLITS	1655

LOCATION 62

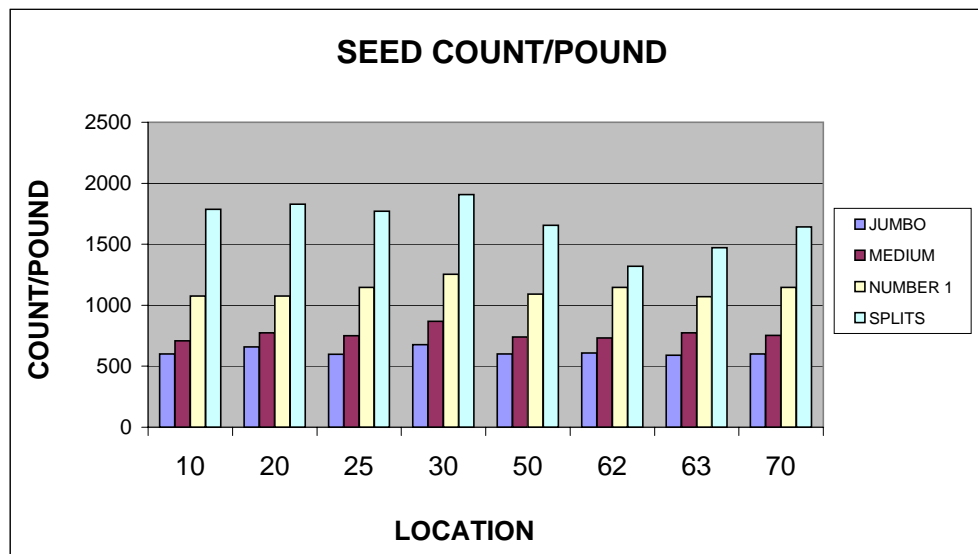
JUMBO	608
MEDIUM	732
NUMBER 1	1145
SPLITS	1319

LOCATION 63

JUMBO	591
MEDIUM	774
NUMBER 1	1070
SPLITS	1473

LOCATION 70

JUMBO	602
MEDIUM	753
NUMBER 1	1145
SPLITS	1643



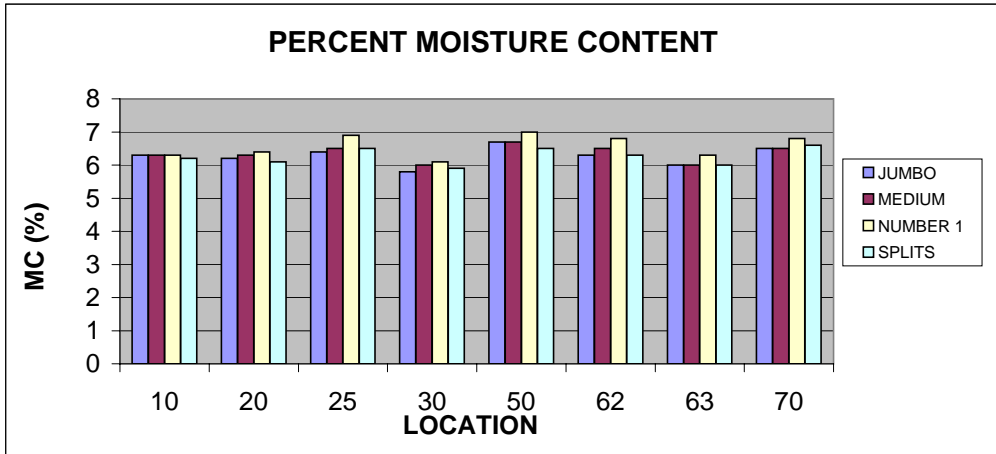
UF 08301 UPPT 2009 GAC 2000 SEED MOISTURE CONTENT TABLE

<u>LOCATION 10</u>		<u>LOCATION 20</u>		<u>LOCATION 25</u>	
JUMBO	6.3	JUMBO	6.2	JUMBO	6.4
MEDIUM	6.3	MEDIUM	6.3	MEDIUM	6.5
NUMBER 1	6.5	NUMBER 1	6.4	NUMBER 1	6.9
SPLITS	6.2	SPLITS	6.1	SPLITS	6.5

<u>LOCATION 30</u>		<u>LOCATION 50</u>		<u>LOCATION 62</u>	
JUMBO	5.8	JUMBO	6.7	JUMBO	6.3
MEDIUM	6.0	MEDIUM	6.7	MEDIUM	6.5
NUMBER 1	6.1	NUMBER 1	7.0	NUMBER 1	6.8
SPLITS	5.9	SPLITS	6.5	SPLITS	6.3

<u>LOCATION 63</u>		<u>LOCATION 70</u>	
JUMBO	6.0	JUMBO	6.5
MEDIUM	6.0	MEDIUM	6.5
NUMBER 1	6.3	NUMBER 1	6.8
SPLITS	6.0	SPLITS	6.6

* NA INDICATES THAT THERE WAS NOT ENOUGH MATERIAL FOR THE GAC 2000 MOISTURE METER TO READ



LOCATION 10 UPPT 2009 SHELLING DATA

VARIETY: UF 08301 DATE: FEB 18, 2010

STAGE	GRATE	TIME	
1st	30 initial	6307.8	111 sec.
	grams shelled / min	2009.5	
2nd	27 unshelled	2590.2	92 sec.
	grams shelled / min	940.7	
3rd	24 unshelled	1147.8	110 sec.
	grams shelled / min	412.0	
4th	21 unshelled	392.4	98 sec.
	grams shelled / min	204.2	
5th	18 unshelled	58.8	15 sec.
	grams shelled / min	226.4	
6th	16 unshelled	2.2	5 sec.
	grams shelled / min	26.4	
Final grams unshelled		0.0	
Total grams shelled		6307.8	7.18 min.
Total grams shelled / min		878.1	
HULLS		1441.6	

LOCATION 20 UPPT 2009 SHELLING DATA

VARIETY: UF 08301 DATE: MAR. 3, 2010

STAGE	GRATE	TIME	
1st	28 initial	5130.6	110 sec.
	grams shelled / min	1852.1	
2nd	25 unshelled	1735.0	84 sec.
	grams shelled / min	774.1	
3rd	22 unshelled	651.2	95 sec.
	grams shelled / min	297.1	
4th	19 unshelled	180.8	45 sec.
	grams shelled / min	237.9	
5th	16 unshelled	2.4	7 sec.
	grams shelled / min	20.6	
Final grams unshelled		0.0	
Total grams shelled		5130.6	5.68 min.
Total grams shelled / min		902.7	
HULLS		1162.4	

LOCATION 25 UPPT 2009 SHELLING DATA

VARIETY: UF 08301 DATE: DEC. 7, 2009

STAGE	GRATE	TIME	
1st	29 initial	6425.6	161 sec.
	grams shelled / min	1212.3	
2nd	26 unshelled	3172.6	213 sec.
	grams shelled / min	431.2	
3rd	23 unshelled	1642.0	289 sec.
	grams shelled / min	230.0	
4th	20 unshelled	534.0	150 sec.
	grams shelled / min	131.0	
5th	17 unshelled	206.6	115 sec.
	grams shelled / min	107.8	
6th			
Final grams unshelled		0.0	
Total grams shelled		6425.6	15.47 min.
Total grams shelled / min		415.4	
HULLS		1456.0	

LOCATION 30 UPPT 2009 SHELLING DATA

VARIETY: UF 08301 DATE: NOV. 18, 2009

STAGE	GRATE	TIME	
1st	26 initial	6341.4	220 sec.
	grams shelled / min	1448.5	
2nd	23 unshelled	1030.2	141 sec.
	grams shelled / min	278.6	
3rd	20 unshelled	375.4	93 sec.
	grams shelled / min	178.1	
4th	17 unshelled	99.4	36 sec.
	grams shelled / min	165.7	
5th			
Final grams unshelled		0.0	
Total grams shelled		6341.4	8.17 min.
Total grams shelled / min		776.5	
HULLS		1717.4	

LOCATION 50 UPPT 2009 SHELLING DATA

VARIETY: UF 08301 DATE: JAN 12, 2010

STAGE	GRATE	TIME	
1st	30 initial	4221.2	83 sec.
	grams shelled / min	1425.1	
2nd	27 unshelled	2249.8	108 sec.
	grams shelled / min	587.7	
3rd	24 unshelled	1192.0	171 sec.
	grams shelled / min	253.5	
4th	21 unshelled	469.4	165 sec.
	grams shelled / min	123.9	
5th	18 unshelled	128.8	52 sec.
	grams shelled / min	148.6	
6th	16 unshelled	10.8	11 sec.
	grams shelled / min	58.9	
Final grams unshelled		0.0	
Total grams shelled		4221.2	9.83 min.
Total grams shelled / min		429.3	
HULLS		1039.6	

LOCATION 62 UPPT 2009 SHELLING DATA

VARIETY: UF 08301 DATE: MAR 22, 2010

STAGE	GRATE	TIME	
1st	27 initial	6340.6	203 sec.
	grams shelled / min	1579.5	
2nd	24 unshelled	996.6	106 sec.
	grams shelled / min	447.6	
3rd	21 unshelled	205.8	47 sec.
	grams shelled / min	233.6	
4th	18 unshelled	22.8	11 sec.
	grams shelled / min	124.4	
5th			
Final grams unshelled		0.0	
Total grams shelled		6340.6	6.12 min.
Total grams shelled / min		1036.6	
HULLS		1500.4	

LOCATION 63 UPPT 2009 SHELLING DATA

VARIETY: UF 08301 DATE: MAR. 9, 2010

STAGE	GRATE		TIME
1st	29	initial	6423.2 136 sec.
		grams shelled / min	1765.7
2nd	26	unshelled	2421.0 188 sec.
		grams shelled / min	567.8
3rd	23	unshelled	641.8 107 sec.
		grams shelled / min	297.9
4th	20	unshelled	110.6 20 sec.
		grams shelled / min	317.4
5th	17	unshelled	4.8 8 sec.
		grams shelled / min	36.0
6th			
Final grams unshelled			0.0
Total grams shelled		6423.2	7.65 min.
Total grams shelled / min		839.6	
HULLS		1379.4	

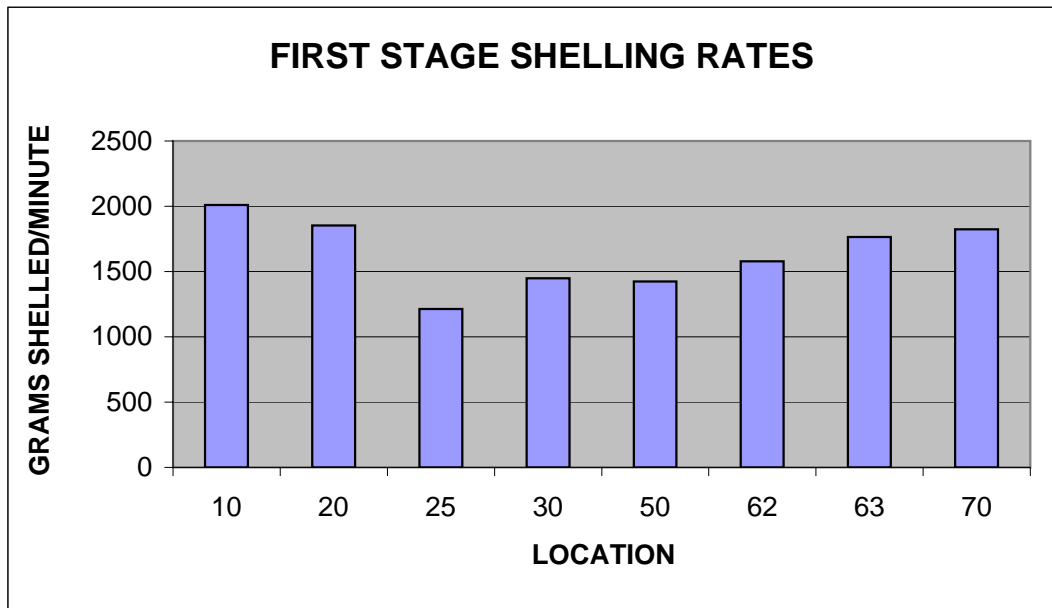
LOCATION 70 UPPT 2009 SHELLING DATA

VARIETY: UF 08301 DATE: FEB 8, 2010

GRATE		TIME
29	initial	6571.8 168 sec.
	grams shelled / min	1823.3
26	unshelled	1466.6 130 sec.
	grams shelled / min	550.5
23	unshelled	273.8 57 sec.
	grams shelled / min	239.4
20	unshelled	46.4 18 sec.
	grams shelled / min	134.7
17	unshelled	6.0 7 sec.
	grams shelled / min	51.4
Final grams unshelled		0.0
Total grams shelled		6571.8 6.33 min.
Total grams shelled / min		1037.7
HULLS		1725.6

UF 08301 UPPT 2009 FIRST STAGE SHELLING RATES

<u>LOCATION</u>	<u>GRAMS SHELLED / MINUTE</u>
10	2009.5
20	1852.1
25	1212.3
30	1448.5
50	1425.1
62	1579.5
63	1765.7
70	1823.3



UF 09302 UPPT 2009 POD BULK DENSITY TABLE

LOCATION 10

BULK	Kg	cm	Kg/m3
DENSITY	6.38	22.93	299.36

LOCATION 25

BULK	Kg	cm	Kg/m3
DENSITY	5.79	21.68	287.48

LOCATION 50

BULK	Kg	cm	Kg/m3
DENSITY	4.36	15.08	311.07

LOCATION 63

BULK	Kg	cm	Kg/m3
DENSITY	6.62	24.20	294.54

LOCATION 20

BULK	Kg	cm	Kg/m3
DENSITY	5.15	20.98	264.05

LOCATION 30

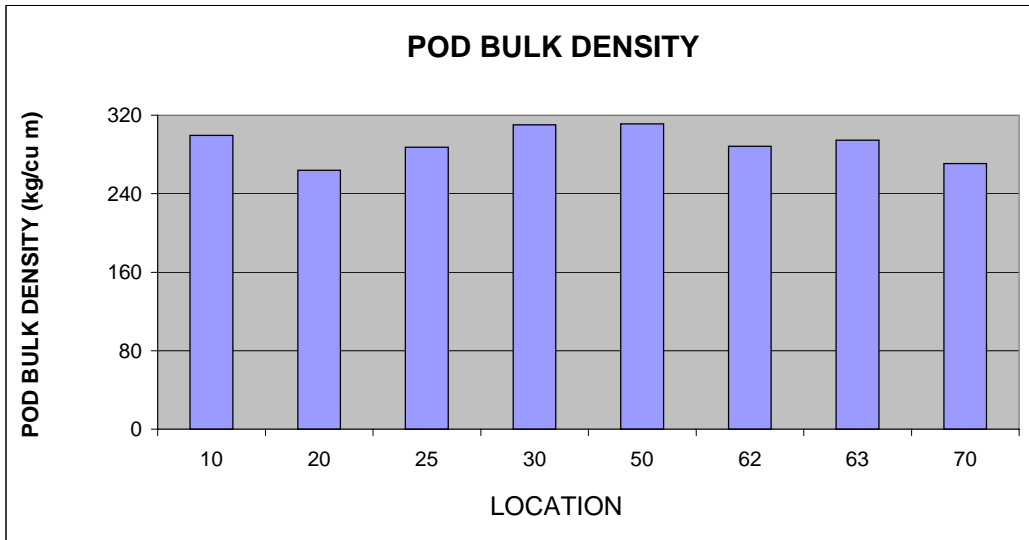
BULK	Kg	cm	Kg/m3
DENSITY	6.32	21.95	310.07

LOCATION 62

BULK	Kg	cm	Kg/m3
DENSITY	6.47	24.13	288.50

LOCATION 70

BULK	Kg	cm	Kg/m3
DENSITY	6.63	26.38	270.71



UF 09302 UPPT 2009 COMMERCIAL GRADE SIZE WEIGHT PERCENT TABLE

LOCATION 10

JUMBO	33.93
MEDIUM	42.20
NUMBER 1	7.42
- 16	8.18
SPLITS	8.27

LOCATION 20

JUMBO	29.12
MEDIUM	44.59
NUMBER 1	9.43
- 16	8.15
SPLITS	8.71

LOCATION 25

JUMBO	40.43
MEDIUM	30.60
NUMBER 1	8.00
- 16	8.64
SPLITS	12.32

LOCATION 30

JUMBO	30.12
MEDIUM	36.20
NUMBER 1	8.04
- 16	5.64
SPLITS	20.01

LOCATION 50

JUMBO	45.06
MEDIUM	31.91
NUMBER 1	6.11
- 16	4.80
SPLITS	12.13

LOCATION 62

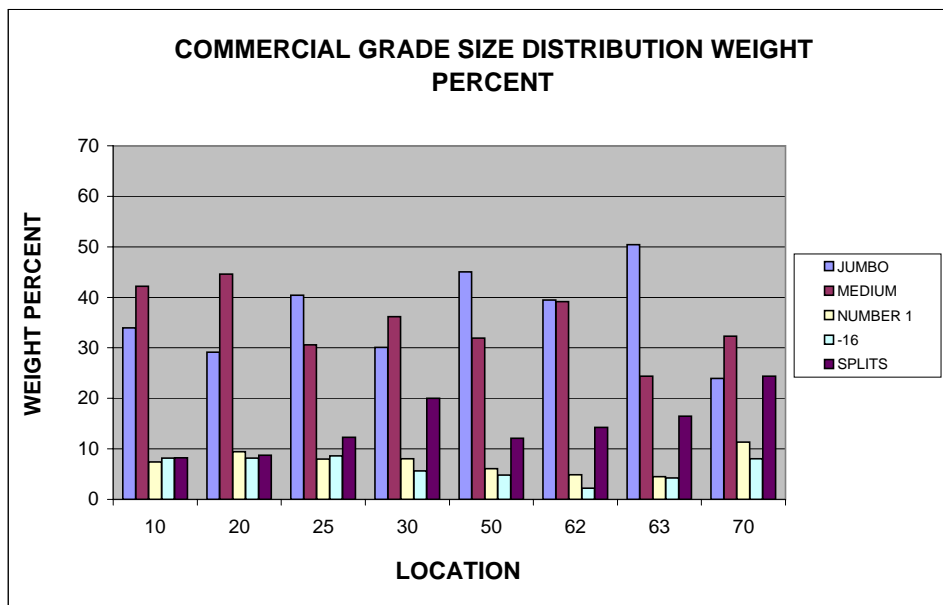
JUMBO	39.48
MEDIUM	39.13
NUMBER 1	4.89
- 16	2.23
SPLITS	14.27

LOCATION 63

JUMBO	50.40
MEDIUM	24.39
NUMBER 1	4.49
- 16	4.24
SPLITS	16.48

LOCATION 70

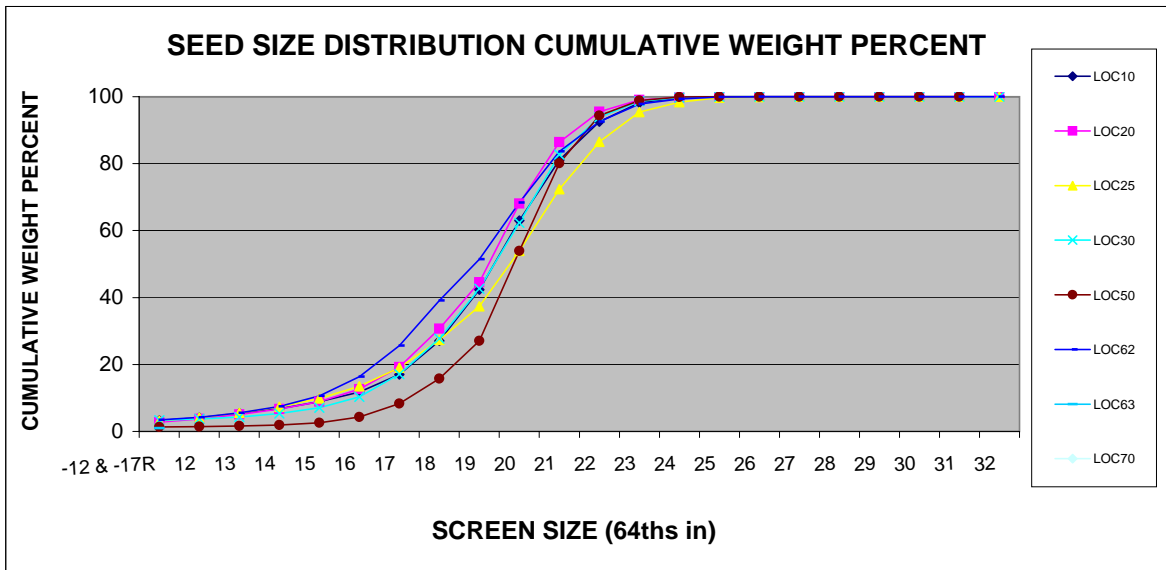
JUMBO	23.94
MEDIUM	32.31
NUMBER 1	11.32
- 16	8.05
SPLITS	24.37



UF 09302 UPPT 2009 SEED SIZE DISTRIBUTION CUMULATIVE WEIGHT PERCENT TABLE

LOCATION

Screen Size	10	20	25	30	50	62	63	70
-12 & -17R	3.29	2.82	3.17	3.39	1.92	1.32	1.70	3.46
12	4.07	3.72	4.07	3.74	2.34	1.40	2.30	4.22
13	5.45	5.03	5.57	4.34	3.09	1.59	2.92	5.59
14	6.81	6.71	7.40	5.39	4.04	1.92	3.92	7.44
15	8.91	8.92	9.86	7.05	5.46	2.60	5.08	10.65
16	11.74	12.61	13.47	10.34	7.61	4.34	7.20	16.33
17	17.00	19.25	18.98	17.10	12.41	8.31	10.45	25.62
18	27.04	30.68	27.32	27.70	19.59	15.77	15.87	39.09
19	42.35	44.51	37.42	42.66	29.82	27.06	24.00	51.43
20	63.01	68.10	53.88	62.35	48.72	53.95	39.66	68.34
21	81.05	86.38	72.35	82.69	68.75	80.12	64.22	83.62
22	92.59	95.55	86.51	93.91	84.69	94.39	83.54	92.56
23	98.17	99.00	95.43	98.68	95.05	98.87	96.22	97.76
24	99.68	99.69	98.42	99.67	98.69	99.91	98.92	99.35
25	99.96	99.95	99.76	99.95	99.84	100.00	99.81	99.90
26	100.00	100.00	99.95	100.00	100.00	100.00	99.96	99.97
27	100.00	100.00	100.00	100.00	100.00	100.00	99.98	100.00
28	100.00	100.00	100.00	100.00	100.00	100.00	100.00	100.00
29	100.00	100.00	100.00	100.00	100.00	100.00	100.00	100.00
30	100.00	100.00	100.00	100.00	100.00	100.00	100.00	100.00
31	100.00	100.00	100.00	100.00	100.00	100.00	100.00	100.00
32	100.00	100.00	100.00	100.00	100.00	100.00	100.00	100.00



UF 09302 UPPT 2009 SEED COUNT/POUND TABLE

LOCATION 10

JUMBO	734
MEDIUM	886
NUMBER 1	1239
SPLITS	1922

LOCATION 20

JUMBO	677
MEDIUM	882
NUMBER 1	1206
SPLITS	2081

LOCATION 25

JUMBO	657
MEDIUM	862
NUMBER 1	1342
SPLITS	1620

LOCATION 30

JUMBO	709
MEDIUM	909
NUMBER 1	1311
SPLITS	1822

LOCATION 50

JUMBO	639
MEDIUM	785
NUMBER 1	1075
SPLITS	1890

LOCATION 62

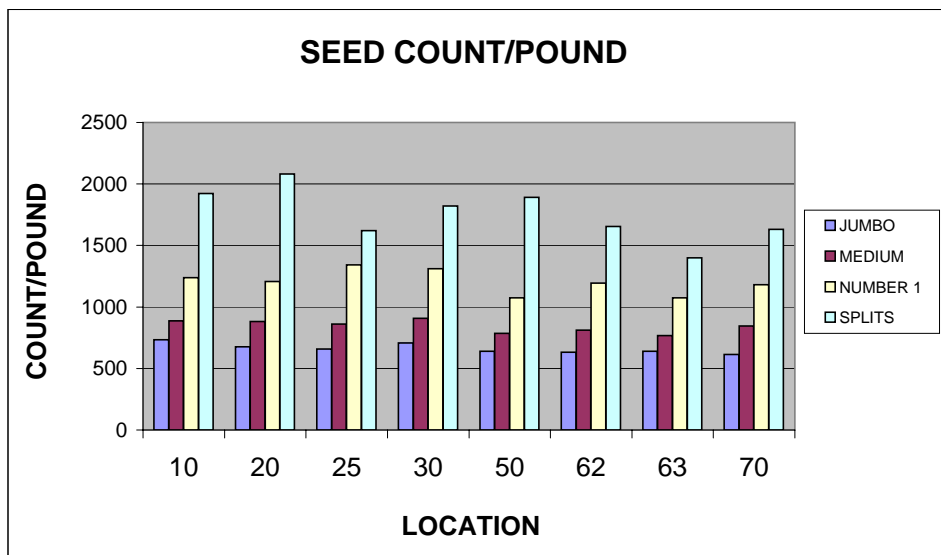
JUMBO	632
MEDIUM	813
NUMBER 1	1194
SPLITS	1655

LOCATION 63

JUMBO	639
MEDIUM	766
NUMBER 1	1075
SPLITS	1400

LOCATION 70

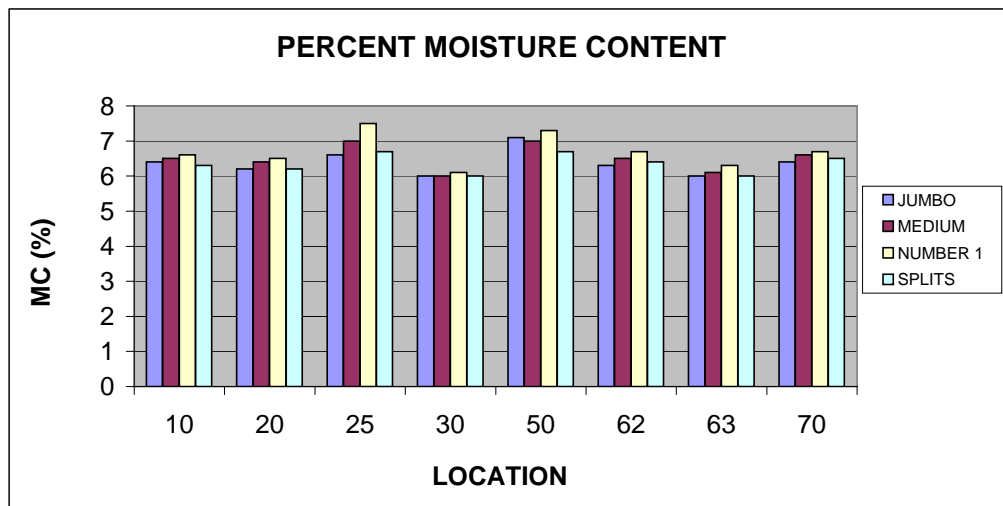
JUMBO	615
MEDIUM	846
NUMBER 1	1181
SPLITS	1632



UF 09302 UPPT 2009 GAC 2000 SEED MOISTURE CONTENT TABLE

<u>LOCATION 10</u>		<u>LOCATION 20</u>		<u>LOCATION 25</u>	
JUMBO	6.4	JUMBO	6.2	JUMBO	6.6
MEDIUM	6.5	MEDIUM	6.4	MEDIUM	7.0
NUMBER 1	6.6	NUMBER 1	6.5	NUMBER 1	7.5
SPLITS	6.3	SPLITS	6.2	SPLITS	6.7
<u>LOCATION 30</u>		<u>LOCATION 50</u>		<u>LOCATION 62</u>	
JUMBO	6.0	JUMBO	7.1	JUMBO	6.3
MEDIUM	6.0	MEDIUM	7.0	MEDIUM	6.5
NUMBER 1	6.1	NUMBER 1	7.3	NUMBER 1	6.7
SPLITS	6.0	SPLITS	6.7	SPLITS	6.4
<u>LOCATION 63</u>		<u>LOCATION 70</u>			
JUMBO	6.0	JUMBO	6.4		
MEDIUM	6.1	MEDIUM	6.6		
NUMBER 1	6.3	NUMBER 1	6.7		
SPLITS	6.0	SPLITS	6.5		

* NA INDICATES THAT THERE WAS NOT ENOUGH MATERIAL FOR THE GAC 2000 MOISTURE METER TO READ



LOCATION 10 UPPT 2009 SHELLING DATA

VARIETY: UF 09302 DATE: FEB 18, 2010

STAGE	GRATE	WEIGHT	TIME
1st	28 initial	6175.8	124 sec.
	grams shelled / min	1892.5	
2nd	25 unshelled	2264.6	107 sec.
	grams shelled / min	969.0	
3rd	22 unshelled	536.6	82 sec.
	grams shelled / min	333.1	
4th	19 unshelled	81.4	23 sec.
	grams shelled / min	212.3	
5th			
6th			
Final grams unshelled		0.0	
Total grams shelled		6175.8	5.60 min.
Total grams shelled / min		1102.8	
HULLS		1488.0	

LOCATION 20 UPPT 2009 SHELLING DATA

VARIETY: UF 09302 DATE: MAR. 3, 2010

STAGE	GRATE	WEIGHT	TIME
1st	28 initial	4946.0	107 sec.
	grams shelled / min	1930.8	
2nd	25 unshelled	1502.8	79 sec.
	grams shelled / min	901.1	
3rd	22 unshelled	316.4	75 sec.
	grams shelled / min	229.3	
4th	19 unshelled	29.8	9 sec.
	grams shelled / min	198.7	
5th			
6th			
Final grams unshelled		0.0	
Total grams shelled		4946.0	4.50 min.
Total grams shelled / min		1099.1	
HULLS		1300.8	

LOCATION 25 UPPT 2009 SHELLING DATA

VARIETY: UF 09302 DATE: DEC. 4, 2009

STAGE	GRATE	WEIGHT	TIME
1st	29 initial	5589.0	193 sec.
	grams shelled / min	965.0	
2nd	26 unshelled	2484.8	218 sec.
	grams shelled / min	422.3	
3rd	23 unshelled	950.4	254 sec.
	grams shelled / min	193.9	
4th	20 unshelled	129.4	51 sec.
	grams shelled / min	93.9	
5th	17 unshelled	49.6	15 sec.
	grams shelled / min	198.4	
6th			
Final grams unshelled		0.0	
Total grams shelled		5589.0	12.18 min.
Total grams shelled / min		458.7	
HULLS		1435.6	

LOCATION 30 UPPT 2009 SHELLING DATA

VARIETY: UF 09302 DATE: NOV. 18, 2009

STAGE	GRATE	WEIGHT	TIME
1st	28 initial	6123.0	153 sec.
	grams shelled / min	1434.2	
2nd	25 unshelled	2465.8	125 sec.
	grams shelled / min	846.7	
3rd	22 unshelled	701.8	92 sec.
	grams shelled / min	323.6	
4th	19 unshelled	205.6	60 sec.
	grams shelled / min	197.6	
5th	16 unshelled	8.0	20 sec.
	grams shelled / min	24.0	
6th			
Final grams unshelled		0.0	
Total grams shelled		6123.0	7.50 min.
Total grams shelled / min		816.4	
HULLS		1536.0	

LOCATION 50 UPPT 2009 SHELLING DATA

VARIETY: UF 09302 DATE: JAN 12, 2010

STAGE	GRATE	WEIGHT	TIME
1st	29 initial	4156.6	111 sec.
	grams shelled / min	1441.5	
2nd	26 unshelled	1489.8	127 sec.
	grams shelled / min	543.0	
3rd	23 unshelled	340.4	78 sec.
	grams shelled / min	220.5	
4th	20 unshelled	53.8	17 sec.
	grams shelled / min	160.2	
5th	17 unshelled	8.4	10 sec.
	grams shelled / min	50.4	
6th			
Final grams unshelled		0.0	
Total grams shelled		4156.6	5.72 min.
Total grams shelled / min		727.1	
HULLS		959.2	

LOCATION 62 UPPT 2009 SHELLING DATA

VARIETY: UF 09302 DATE: MAR 22, 2010

STAGE	GRATE	WEIGHT	TIME
1st	27 initial	6266.0	214 sec.
	grams shelled / min	1621.2	
2nd	24 unshelled	483.8	71 sec.
	grams shelled / min	370.3	
3rd	21 unshelled	45.6	11 sec.
	grams shelled / min	248.7	
4th			
5th			
6th			
Final grams unshelled		0.0	
Total grams shelled		6266.0	4.93 min.
Total grams shelled / min		1270.1	
HULLS		1581.0	

LOCATION 63 UPPT 2009 SHELLING DATA

VARIETY: UF 09302 DATE: MAR. 9, 2010

STAGE	GRATE	WEIGHT	TIME
1st	28 initial	6422.0	139 sec.
	grams shelled / min	2085.4	
2nd	25 unshelled	1590.8	94 sec.
	grams shelled / min	921.8	
3rd	22 unshelled	146.6	27 sec.
	grams shelled / min	312.4	
4th	19 unshelled	6.0	11 sec.
	grams shelled / min	32.7	
5th			
6th			
Final grams unshelled		0.0	
Total grams shelled		6422.0	4.52 min.
Total grams shelled / min		1421.8	
HULLS		1540.8	

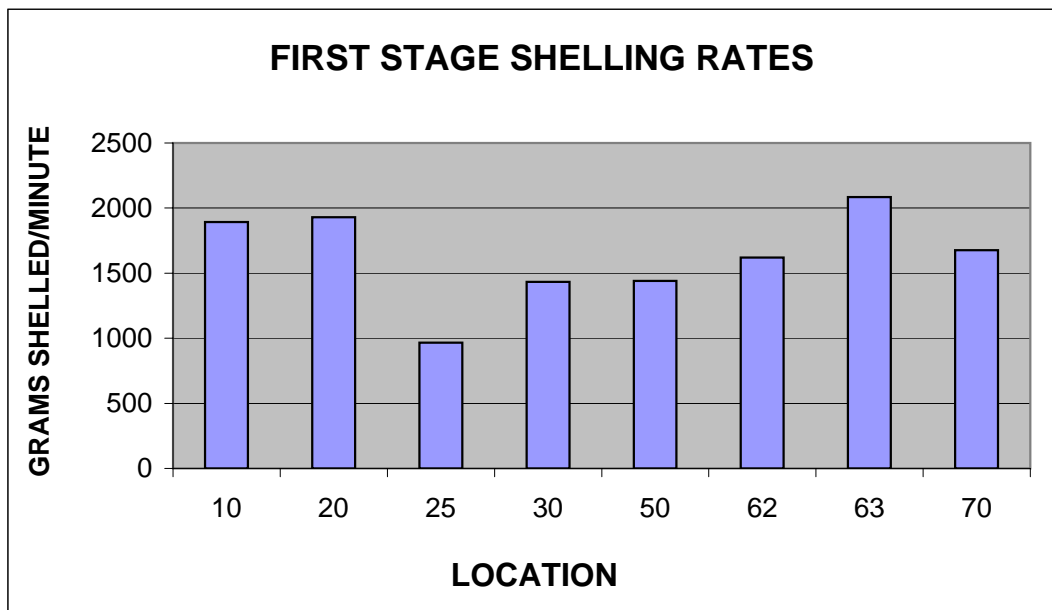
LOCATION 70 UPPT 2009 SHELLING DATA

VARIETY: UF 09302 DATE: FEB 8, 2010

GRATE	WEIGHT	TIME
28 initial	6433.2	167 sec.
	grams shelled / min	1675.9
25 unshelled	1768.6	133 sec.
	grams shelled / min	713.5
22 unshelled	187.0	36 sec.
	grams shelled / min	304.7
19 unshelled	4.2	11 sec.
	grams shelled / min	22.9
Final grams unshelled		0.0
Total grams shelled		6433.2
Total grams shelled / min		1112.4
HULLS		1744.6

UF 09302 UPPT 2009 FIRST STAGE SHELLING RATES

<u>LOCATION</u>	<u>GRAMS SHELLED / MINUTE</u>
10	1892.5
20	1930.8
25	965.0
30	1434.2
50	1441.5
62	1621.2
63	2085.4
70	1675.9



UF 09303 UPPT 2009 POD BULK DENSITY TABLE

LOCATION 10

	Kg	cm	Kg/m3
BULK			
DENSITY	6.26	24.15	278.86

LOCATION 25

	Kg	cm	Kg/m3
BULK			
DENSITY	6.74	24.60	295.02

LOCATION 50

	Kg	cm	Kg/m3
BULK			
DENSITY	4.49	17.00	284.34

LOCATION 63

	Kg	cm	Kg/m3
BULK			
DENSITY	6.95	24.48	305.47

LOCATION 20

	Kg	cm	Kg/m3
BULK			
DENSITY	5.34	20.63	278.90

LOCATION 30

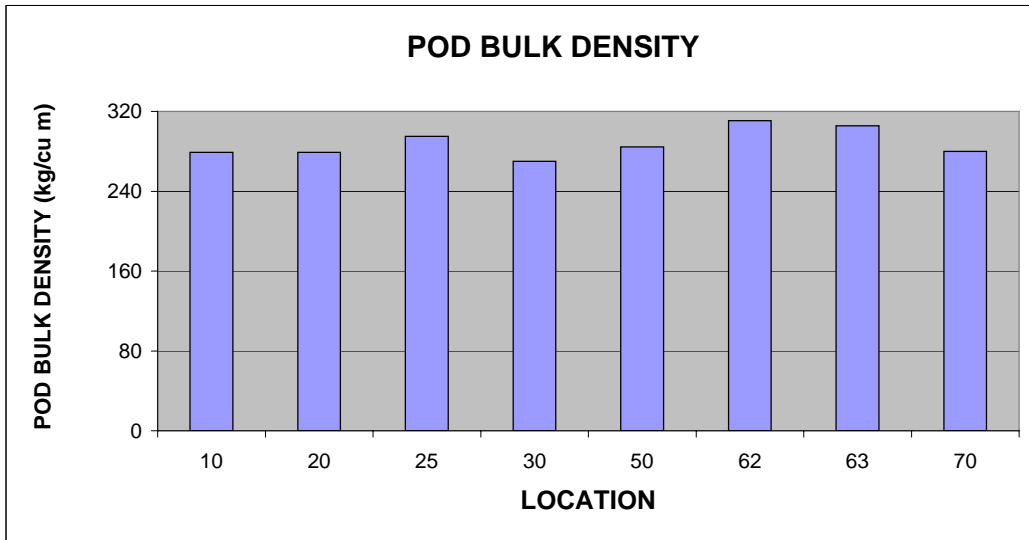
	Kg	cm	Kg/m3
BULK			
DENSITY	6.50	25.90	270.09

LOCATION 62

	Kg	cm	Kg/m3
BULK			
DENSITY	6.62	22.93	310.79

LOCATION 70

	Kg	cm	Kg/m3
BULK			
DENSITY	6.80	26.13	280.07



UF 09303 UPPT 2009 COMMERCIAL GRADE SIZE WEIGHT PERCENT TABLE

LOCATION 10

JUMBO	42.35
MEDIUM	27.73
NUMBER 1	5.15
- 16	7.28
SPLITS	17.50

LOCATION 20

JUMBO	24.39
MEDIUM	46.47
NUMBER 1	10.33
- 16	6.89
SPLITS	11.93

LOCATION 25

JUMBO	39.51
MEDIUM	21.41
NUMBER 1	5.36
- 16	9.61
SPLITS	24.10

LOCATION 30

JUMBO	20.17
MEDIUM	40.87
NUMBER 1	12.78
- 16	10.75
SPLITS	15.44

LOCATION 50

JUMBO	39.38
MEDIUM	24.72
NUMBER 1	6.33
- 16	7.93
SPLITS	21.63

LOCATION 62

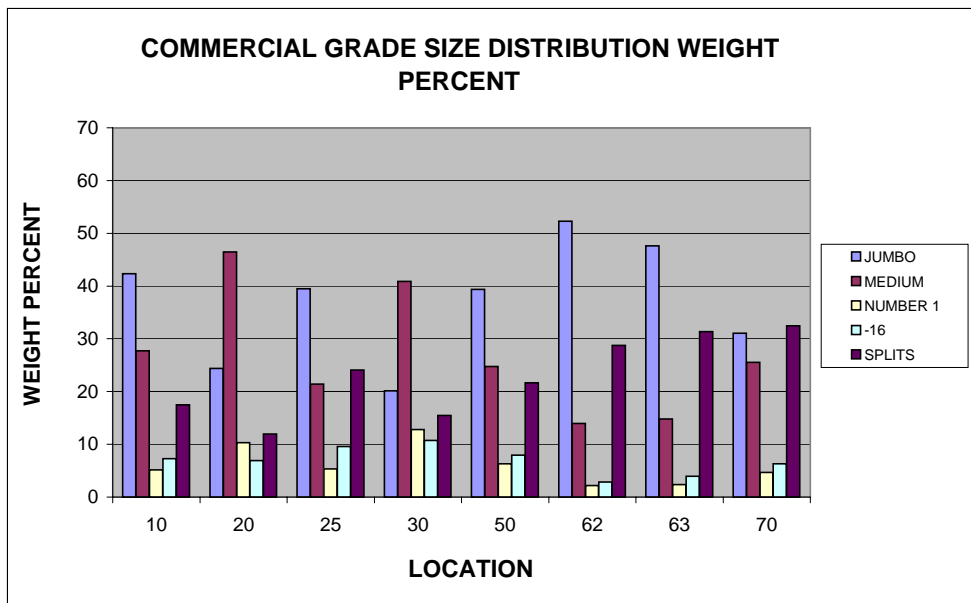
JUMBO	52.26
MEDIUM	13.95
NUMBER 1	2.16
- 16	2.88
SPLITS	28.75

LOCATION 63

JUMBO	47.61
MEDIUM	14.78
NUMBER 1	2.34
- 16	3.93
SPLITS	31.34

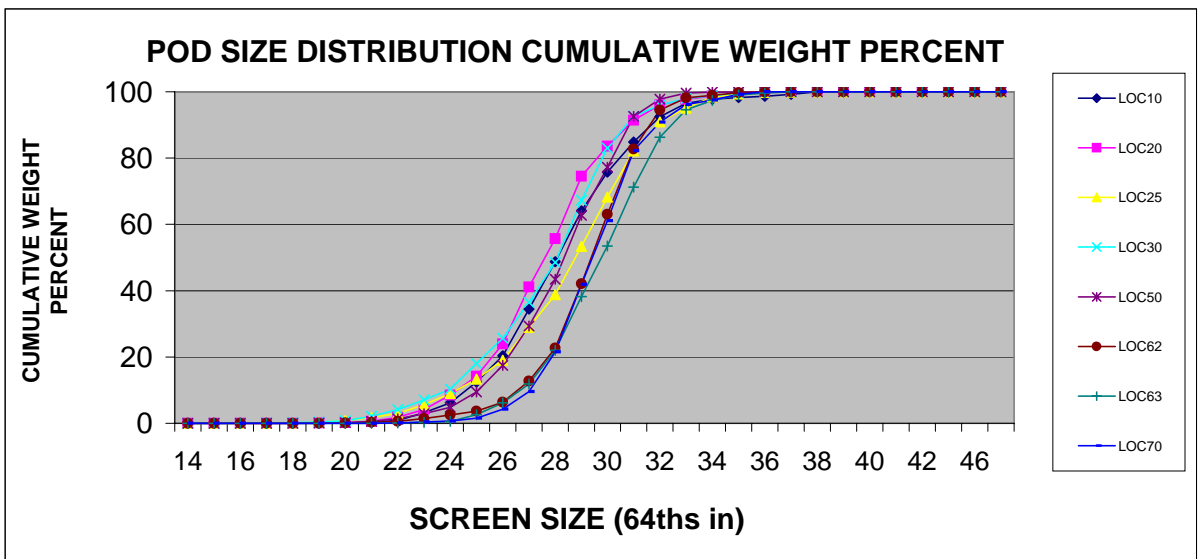
LOCATION 70

JUMBO	31.08
MEDIUM	25.52
NUMBER 1	4.68
- 16	6.28
SPLITS	32.44



UF 09303 UPPT 2009 POD SIZE DISTRIBUTION CUMULATIVE WEIGHT PERCENT TABLE

SCREEN SIZE	LOCATION							
	10	20	25	30	50	62	63	70
14	0.00	0.00	0.00	0.00	0.00	0.00	0.00	0.00
15	0.00	0.00	0.00	0.00	0.00	0.00	0.00	0.00
16	0.00	0.00	0.00	0.00	0.00	0.00	0.00	0.00
17	0.00	0.00	0.00	0.06	0.00	0.00	0.00	0.00
18	0.00	0.00	0.07	0.15	0.00	0.00	0.00	0.00
19	0.00	0.05	0.33	0.37	0.07	0.00	0.00	0.00
20	0.05	0.16	0.89	0.80	0.17	0.08	0.01	0.00
21	0.28	0.55	1.76	2.16	0.57	0.28	0.04	0.00
22	0.89	1.83	3.04	4.13	1.35	0.54	0.08	0.07
23	3.22	4.18	5.60	7.07	2.92	1.41	0.27	0.38
24	6.15	8.52	8.96	10.33	4.78	2.47	0.57	0.66
25	12.48	14.23	13.33	18.06	9.48	3.68	2.64	1.55
26	20.34	23.90	18.99	25.64	17.49	6.41	6.14	4.26
27	34.45	41.15	28.99	36.44	29.30	12.74	11.84	9.59
28	48.75	55.68	38.81	48.56	43.46	22.64	21.98	21.56
29	64.10	74.53	53.35	67.33	62.76	42.11	38.24	41.86
30	75.81	83.55	68.21	82.97	77.25	63.00	53.43	61.10
31	84.84	91.37	82.10	92.63	92.56	82.68	71.24	82.22
32	92.44	96.05	90.90	95.95	97.83	94.54	86.28	90.78
33	96.49	97.72	95.10	97.94	99.60	98.13	94.59	96.14
34	97.75	98.76	98.46	98.83	99.87	98.89	97.38	97.52
35	98.22	99.54	99.30	99.62	99.87	99.75	99.06	99.24
36	98.64	99.70	99.77	99.91	100.00	99.87	99.58	100.00
37	99.22	100.00	99.89	100.00	100.00	100.00	100.00	100.00
38	100.00	100.00	100.00	100.00	100.00	100.00	100.00	100.00
39	100.00	100.00	100.00	100.00	100.00	100.00	100.00	100.00
40	100.00	100.00	100.00	100.00	100.00	100.00	100.00	100.00
41	100.00	100.00	100.00	100.00	100.00	100.00	100.00	100.00
42	100.00	100.00	100.00	100.00	100.00	100.00	100.00	100.00
44	100.00	100.00	100.00	100.00	100.00	100.00	100.00	100.00
46	100.00	100.00	100.00	100.00	100.00	100.00	100.00	100.00
48	100.00	100.00	100.00	100.00	100.00	100.00	100.00	100.00



UF 09303 UPPT 2009 SEED COUNT/POUND TABLE

LOCATION 10

JUMBO	602
MEDIUM	834
NUMBER 1	1194
SPLITS	1620

LOCATION 20

JUMBO	639
MEDIUM	804
NUMBER 1	1233
SPLITS	2007

LOCATION 25

JUMBO	589
MEDIUM	886
NUMBER 1	1274
SPLITS	1620

LOCATION 30

JUMBO	708
MEDIUM	874
NUMBER 1	1307
SPLITS	1882

LOCATION 50

JUMBO	632
MEDIUM	825
NUMBER 1	1112
SPLITS	1492

LOCATION 62

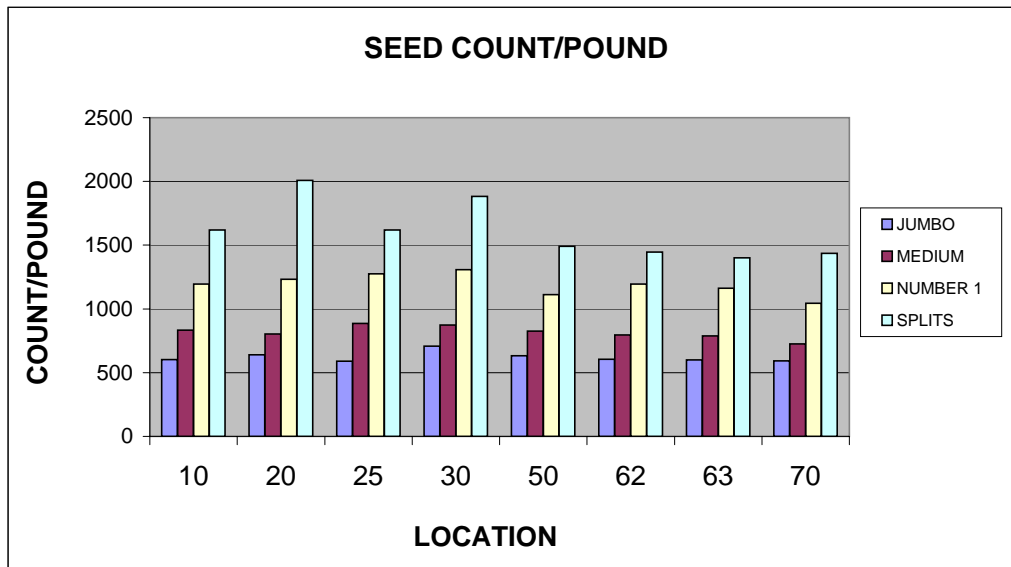
JUMBO	605
MEDIUM	796
NUMBER 1	1194
SPLITS	1445

LOCATION 63

JUMBO	600
MEDIUM	788
NUMBER 1	1163
SPLITS	1400

LOCATION 70

JUMBO	592
MEDIUM	725
NUMBER 1	1045
SPLITS	1435



UF 09303 UPPT 2009 GAC 2000 SEED MOISTURE CONTENT TABLE

LOCATION 10

JUMBO	6.1
MEDIUM	6.3
NUMBER 1	6.4
SPLITS	6.2

LOCATION 20

JUMBO	6.0
MEDIUM	6.2
NUMBER 1	6.3
SPLITS	6.1

LOCATION 25

JUMBO	6.5
MEDIUM	6.5
NUMBER 1	6.9
SPLITS	6.5

LOCATION 30

JUMBO	6.0
MEDIUM	6.0
NUMBER 1	6.2
SPLITS	6.0

LOCATION 50

JUMBO	6.7
MEDIUM	6.5
NUMBER 1	7.0
SPLITS	6.4

LOCATION 62

JUMBO	6.4
MEDIUM	6.5
NUMBER 1	N/A
SPLITS	6.3

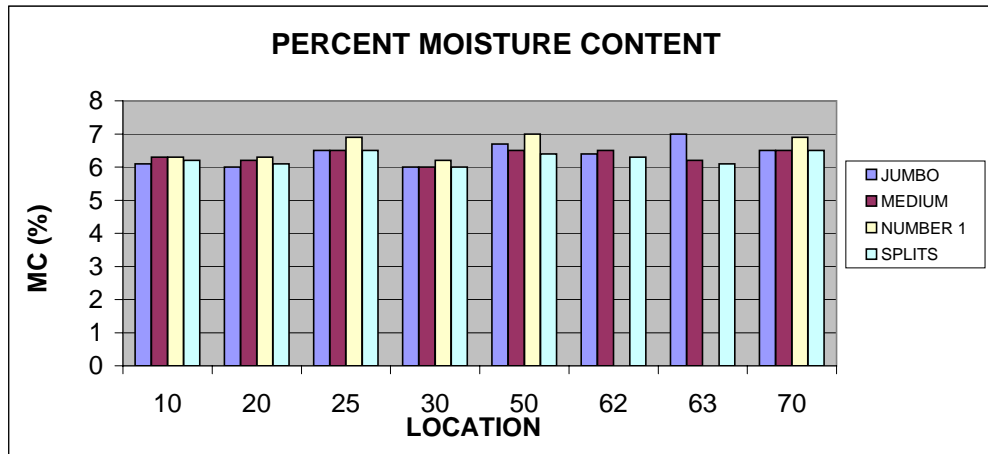
LOCATION 63

JUMBO	7.0
MEDIUM	6.2
NUMBER 1	N/A
SPLITS	6.1

LOCATION 70

JUMBO	6.5
MEDIUM	6.5
NUMBER 1	6.9
SPLITS	6.5

* NA INDICATES THAT THERE WAS NOT ENOUGH MATERIAL FOR THE GAC 2000 MOISTURE METER TO READ



LOCATION 10 UPPT 2009 SHELLING DATA

VARIETY: UF 09303 DATE: FEB 18, 2010

STAGE	GRATE	WEIGHT	TIME
1st	29 initial	6056.6	100 sec.
	grams shelled / min	1889.6	
2nd	26 unshelled	2907.2	151 sec.
	grams shelled / min	679.7	
3rd	23 unshelled	1196.6	149 sec.
	grams shelled / min	353.9	
4th	20 unshelled	317.8	74 sec.
	grams shelled / min	218.8	
5th	17 unshelled	48.0	129 sec.
	grams shelled / min	22.3	
6th			
Final grams unshelled		0.0	
Total grams shelled		6056.6	10.05 min.
Total grams shelled / min		602.6	
HULLS		1430.8	

LOCATION 20 UPPT 2009 SHELLING DATA

VARIETY: UF 09303 DATE: MAR. 3, 2010

STAGE	GRATE	WEIGHT	TIME
1st	27 initial	5144.0	130 sec.
	grams shelled / min	1451.8	
2nd	24 unshelled	1998.4	142 sec.
	grams shelled / min	519.2	
3rd	21 unshelled	769.6	132 sec.
	grams shelled / min	271.3	
4th	18 unshelled	172.8	39 sec.
	grams shelled / min	255.7	
5th	16 unshelled	6.6	11 sec.
	grams shelled / min	36.0	
6th			
Final grams unshelled		0.0	
Total grams shelled		5144.0	7.57 min.
Total grams shelled / min		679.8	
HULLS		1150.4	

LOCATION 25 UPPT 2009 SHELLING DATA

VARIETY: UF 09303 DATE: DEC. 7, 2009

STAGE	GRATE	WEIGHT	TIME
1st	29 initial	6542.4	141 sec.
	grams shelled / min	1242.6	
2nd	26 unshelled	3622.2	270 sec.
	grams shelled / min	475.5	
3rd	23 unshelled	1482.6	192 sec.
	grams shelled / min	284.8	
4th	20 unshelled	571.2	112 sec.
	grams shelled / min	306.0	
5th	17 unshelled	253.8	108 sec.
	grams shelled / min	141.0	
6th			
Final grams unshelled		0.0	
Total grams shelled		6542.4	13.72 min.
Total grams shelled / min		477.0	
HULLS		1567.6	

LOCATION 30 UPPT 2009 SHELLING DATA

VARIETY: UF 09303 DATE: NOV. 18, 2009

STAGE	GRATE	WEIGHT	TIME
1st	26 initial	6298.8	248 sec.
	grams shelled / min	1262.8	
2nd	23 unshelled	1079.4	117 sec.
	grams shelled / min	360.3	
3rd	20 unshelled	376.8	88 sec.
	grams shelled / min	202.0	
4th	17 unshelled	80.6	31 sec.
	grams shelled / min	153.7	
5th	17 unshelled	1.2	5 sec.
	grams shelled / min	14.4	
6th			
Final grams unshelled		0.0	
Total grams shelled		6298.8	8.15 min.
Total grams shelled / min		772.9	
HULLS		1654.2	

LOCATION 50 UPPT 2009 SHELLING DATA

VARIETY: UF 09303 DATE: JAN 12, 2010

STAGE	GRATE	WEIGHT	TIME
1st	27 initial	4290.8	135 sec.
	grams shelled / min	1236.4	
2nd	24 unshelled	1509.0	137 sec.
	grams shelled / min	447.8	
3rd	21 unshelled	486.6	113 sec.
	grams shelled / min	210.6	
4th	18 unshelled	90.0	26 sec.
	grams shelled / min	207.7	
5th	16 unshelled	6.2	12 sec.
	grams shelled / min	31.0	
6th			
Final grams unshelled		0.0	
Total grams shelled		4290.8	7.05 min.
Total grams shelled / min		608.6	
HULLS		1025.8	

LOCATION 62 UPPT 2009 SHELLING DATA

VARIETY: UF 09303 DATE: MAR 22, 2010

STAGE	GRATE	WEIGHT	TIME
1st	29 initial	6419.2	119 sec.
	grams shelled / min	1593.5	
2nd	26 unshelled	3258.8	194 sec.
	grams shelled / min	651.2	
3rd	23 unshelled	1153.4	170 sec.
	grams shelled / min	356.5	
4th	20 unshelled	143.2	28 sec.
	grams shelled / min	265.7	
5th	17 unshelled	19.2	11 sec.
	grams shelled / min	104.7	
6th			
Final grams unshelled		0.0	
Total grams shelled		6419.2	8.70 min.
Total grams shelled / min		737.8	
HULLS		1473.8	

LOCATION 63 UPPT 2009 SHELLING DATA

VARIETY: UF 09303 DATE: MAR, 10, 2010

STAGE	GRATE	WEIGHT	TIME
1st	29 initial	6745.8	127 sec.
	grams shelled / min	1405.7	
2nd	26 unshelled	3770.4	259 sec.
	grams shelled / min	566.2	
3rd	23 unshelled	1326.4	187 sec.
	grams shelled / min	378.7	
4th	20 unshelled	146.2	25 sec.
	grams shelled / min	327.8	
5th	17 unshelled	9.6	11 sec.
	grams shelled / min	52.4	
6th			
Final grams unshelled		0.0	
Total grams shelled		6745.8	10.15 min.
Total grams shelled / min		664.6	
HULLS		1472.8	

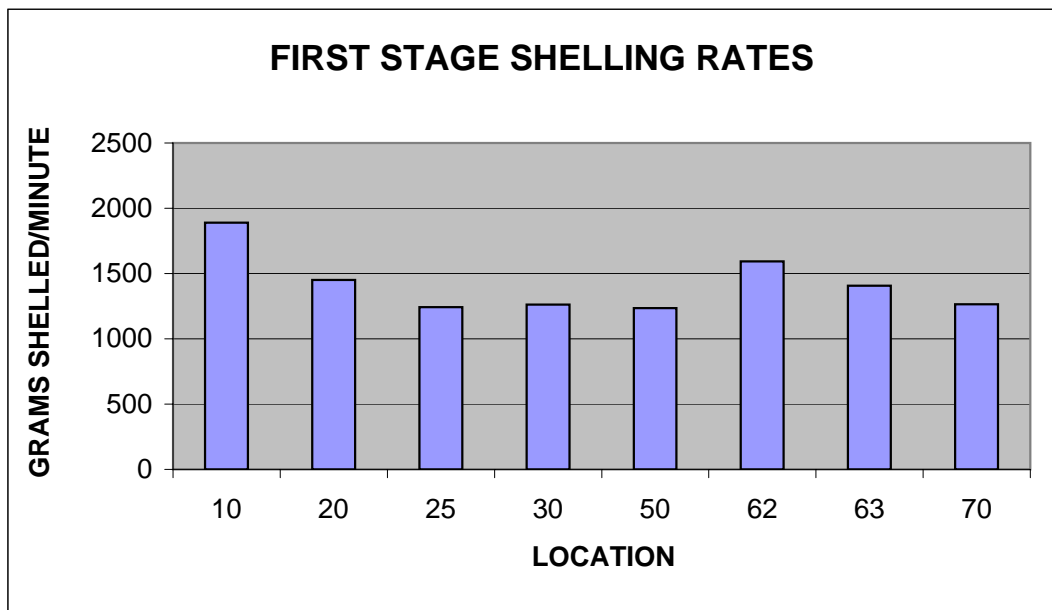
LOCATION 70 UPPT 2009 SHELLING DATA

VARIETY: UF 09303 DATE: FEB 8, 2010

GRATE	WEIGHT	TIME
28 initial	6597.6	162 sec.
	grams shelled / min	1265.9
25 unshelled	3179.6	224 sec.
	grams shelled / min	670.6
22 unshelled	676.0	87 sec.
	grams shelled / min	381.1
19 unshelled	123.4	27 sec.
	grams shelled / min	274.2
Final grams unshelled		0.0
Total grams shelled		6597.6 8.33 min.
Total grams shelled / min		791.7
HULLS		1681.6

UF 09303 UPPT 2009 FIRST STAGE SHELLING RATES

<u>LOCATION</u>	<u>GRAMS SHELLED / MINUTE</u>
10	1889.6
20	1451.8
25	1242.6
30	1262.8
50	1236.4
62	1593.5
63	1405.7
70	1265.9



VT 003194 UPPT 2009 POD BULK DENSITY TABLE

LOCATION 10

	Kg	cm	Kg/m3
BULK			
DENSITY	6.39	27.55	249.79

LOCATION 25

	Kg	cm	Kg/m3
BULK			
DENSITY	6.73	28.20	256.75

LOCATION 50

	Kg	cm	Kg/m3
BULK			
DENSITY	4.40	18.98	249.52

LOCATION 63

	Kg	cm	Kg/m3
BULK			
DENSITY	6.59	27.40	258.92

LOCATION 20

	Kg	cm	Kg/m3
BULK			
DENSITY	4.87	21.50	243.92

LOCATION 30

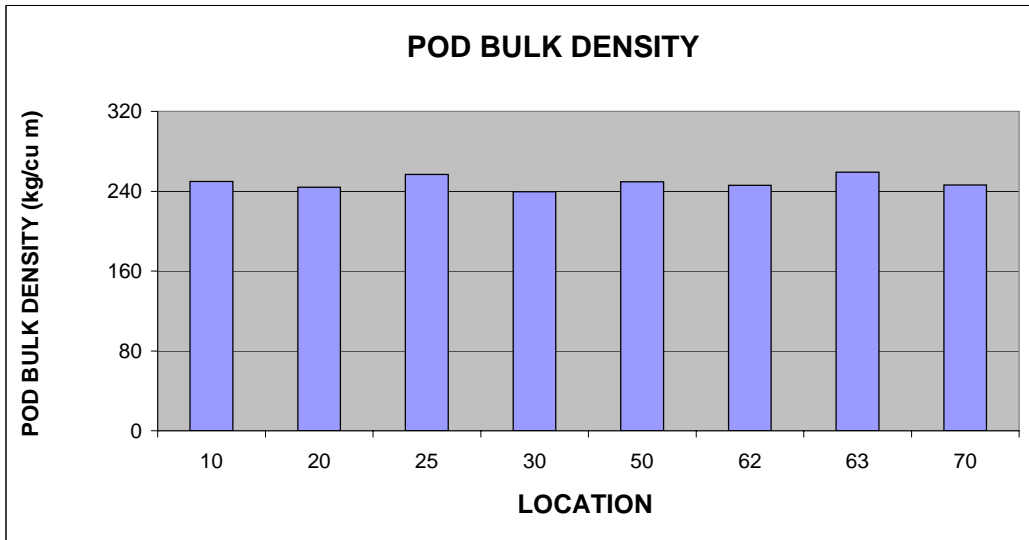
	Kg	cm	Kg/m3
BULK			
DENSITY	6.13	27.55	239.67

LOCATION 62

	Kg	cm	Kg/m3
BULK			
DENSITY	6.85	30.00	245.85

LOCATION 70

	Kg	cm	Kg/m3
BULK			
DENSITY	6.86	30.00	246.14



VT 003194 UPPT 2009 COMMERCIAL GRADE SIZE WEIGHT PERCENT TABLE

LOCATION 10

ELK	69.24
MEDIUM	9.07
NUMBER 1	5.16
-15	5.25
SPLITS	11.27

LOCATION 20

ELK	72.79
MEDIUM	7.89
NUMBER 1	4.07
-15	3.95
SPLITS	11.31

LOCATION 25

ELK	61.38
MEDIUM	9.40
NUMBER 1	4.93
-15	6.09
SPLITS	18.20

LOCATION 30

ELK	44.09
MEDIUM	20.46
NUMBER 1	11.60
-15	9.89
SPLITS	13.96

LOCATION 50

ELK	65.62
MEDIUM	11.02
NUMBER 1	6.46
-15	5.67
SPLITS	11.23

LOCATION 62

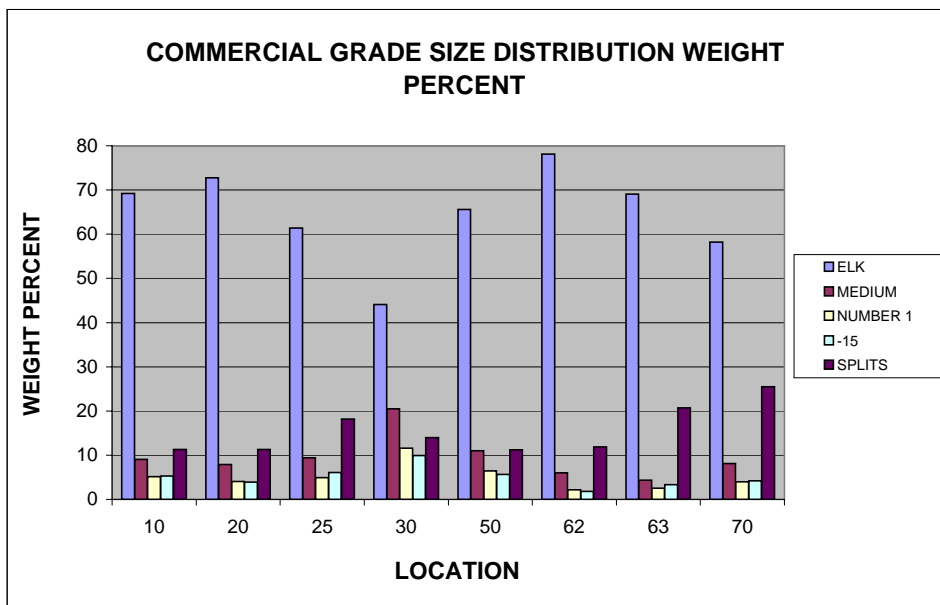
ELK	78.09
MEDIUM	6.01
NUMBER 1	2.20
-15	1.79
SPLITS	11.91

LOCATION 63

ELK	69.06
MEDIUM	4.38
NUMBER 1	2.50
-15	3.36
SPLITS	20.70

LOCATION 70

ELK	58.24
MEDIUM	8.12
NUMBER 1	3.96
-15	4.22
SPLITS	25.46



VT 003194 UPPT 2009 SEED COUNT/POUND TABLE

LOCATION 10

ELK	493
MEDIUM	741
NUMBER 1	1055
SPLITS	1128

LOCATION 20

ELK	490
MEDIUM	704
NUMBER 1	1050
SPLITS	1117

LOCATION 25

ELK	426
MEDIUM	720
NUMBER 1	1128
SPLITS	995

LOCATION 30

ELK	525
MEDIUM	794
NUMBER 1	1243
SPLITS	1126

LOCATION 50

ELK	454
MEDIUM	677
NUMBER 1	953
SPLITS	1213

LOCATION 62

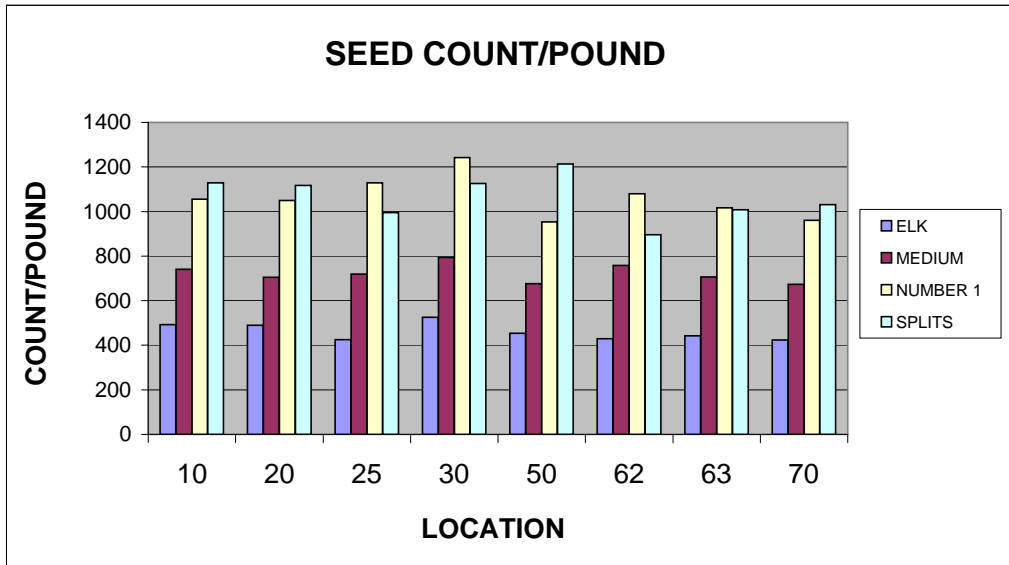
ELK	429
MEDIUM	759
NUMBER 1	1080
SPLITS	896

LOCATION 63

ELK	442
MEDIUM	707
NUMBER 1	1017
SPLITS	1008

LOCATION 70

ELK	423
MEDIUM	673
NUMBER 1	961
SPLITS	1031



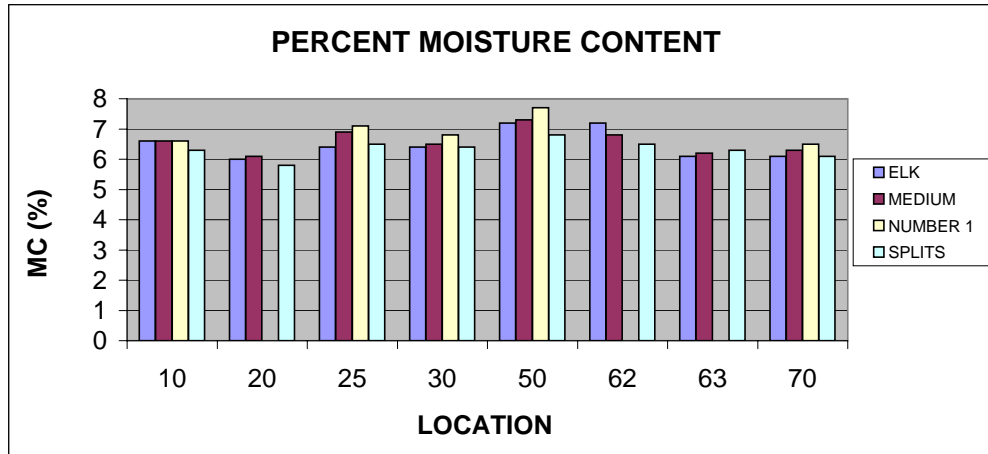
VT 003194 UPPT 2009 GAC 2000 SEED MOISTURE CONTENT TABLE

<u>LOCATION 10</u>		<u>LOCATION 20</u>		<u>LOCATION 25</u>	
ELK	6.6	ELK	6.0	ELK	6.4
MEDIUM	6.6	MEDIUM	6.1	MEDIUM	6.9
NUMBER 1	6.8	NUMBER 1	N/A	NUMBER 1	7.1
SPLITS	6.3	SPLITS	5.8	SPLITS	6.5

<u>LOCATION 30</u>		<u>LOCATION 50</u>		<u>LOCATION 62</u>	
ELK	6.4	ELK	7.2	ELK	7.2
MEDIUM	6.5	MEDIUM	7.3	MEDIUM	6.8
NUMBER 1	6.8	NUMBER 1	7.7	NUMBER 1	N/A
SPLITS	6.4	SPLITS	6.8	SPLITS	6.5

<u>LOCATION 63</u>		<u>LOCATION 70</u>	
ELK	6.1	ELK	6.1
MEDIUM	6.2	MEDIUM	6.3
NUMBER 1	N/A	NUMBER 1	6.5
SPLITS	6.3	SPLITS	6.1

* NA INDICATES THAT THERE WAS NOT ENOUGH MATERIAL FOR THE GAC 2000 MOISTURE METER TO READ



LOCATION 10 UPPT 2009 SHELLING DATA

VARIETY: VT 003194 DATE: FEB 23, 2010

STAGE	GRATE	WEIGHT	TIME
1st	30 initial	6193.2	180 sec.
	grams shelled / min	1832.1	
2nd	27 unshelled	697.0	76 sec.
	grams shelled / min	368.1	
3rd	24 unshelled	230.8	51 sec.
	grams shelled / min	220.7	
4th	21 unshelled	43.2	12 sec.
	grams shelled / min	200.0	
5th	18 unshelled	3.2	7 sec.
	grams shelled / min	27.4	
6th			
Final grams unshelled		0.0	
Total grams shelled		6193.2	5.43 min.
Total grams shelled / min		1139.9	
HULLS		1614.6	

LOCATION 20 UPPT 2009 SHELLING DATA

VARIETY: VT 003194 DATE: MAR. 4, 2010

STAGE	GRATE	WEIGHT	TIME
1st	31 initial	4672.0	127 sec.
	grams shelled / min	2066.6	
2nd	28 unshelled	297.8	40 sec.
	grams shelled / min	265.5	
3rd	25 unshelled	120.8	22 sec.
	grams shelled / min	237.3	
4th	22 unshelled	33.8	10 sec.
	grams shelled / min	182.4	
5th	19 unshelled	3.4	5 sec.
	grams shelled / min	40.8	
6th			
Final grams unshelled		0.0	
Total grams shelled		4672.0	3.40 min.
Total grams shelled / min		1374.1	
HULLS		1205.6	

LOCATION 25 UPPT 2009 SHELLING DATA

VARIETY: VT 003194 DATE: DEC. 7, 2009

STAGE	GRATE	WEIGHT	TIME
1st	32 initial	6526.4	175 sec.
	grams shelled / min	1444.8	
2nd	29 unshelled	2312.4	177 sec.
	grams shelled / min	519.4	
3rd	26 unshelled	780.2	179 sec.
	grams shelled / min	162.9	
4th	23 unshelled	294.4	143 sec.
	grams shelled / min	94.4	
5th	20 unshelled	69.2	35 sec.
	grams shelled / min	94.6	
6th	17 unshelled	14.0	12 sec.
	grams shelled / min	70.0	
Final grams unshelled		0.0	
Total grams shelled		6526.4	12.02 min.
Total grams shelled / min		543.1	
HULLS		1633.6	

LOCATION 30 UPPT 2009 SHELLING DATA

VARIETY: VT 003194 DATE: NOV 19, 2008

STAGE	GRATE	WEIGHT	TIME
1st	32 initial	5934.2	114 sec.
	grams shelled / min	1944.6	
2nd	29 unshelled	2239.4	78 sec.
	grams shelled / min	987.7	
3rd	26 unshelled	955.4	94 sec.
	grams shelled / min	326.2	
4th	23 unshelled	444.4	107 sec.
	grams shelled / min	162.8	
5th	20 unshelled	154.0	56 sec.
	grams shelled / min	133.1	
6th	17 unshelled	29.8	18 sec.
	grams shelled / min	99.3	
Final grams unshelled		0.0	
Total grams shelled		5934.2	7.78 min.
Total grams shelled / min		762.4	
HULLS		1845.6	

LOCATION 50 UPPT 2009 SHELLING DATA

VARIETY: VT 003194 DATE: JAN 14, 2010

STAGE	GRATE	WEIGHT	TIME
1st	30 initial	4198.6	176 sec.
	grams shelled / min	1293.1	
2nd	27 unshelled	405.6	71 sec.
	grams shelled / min	214.5	
3rd	24 unshelled	151.8	37 sec.
	grams shelled / min	176.1	
4th	21 unshelled	43.2	17 sec.
	grams shelled / min	120.0	
5th	18 unshelled	9.2	7 sec.
	grams shelled / min	78.9	
6th			
Final grams unshelled		0.0	
Total grams shelled		4198.6	5.13 min.
Total grams shelled / min		817.9	
HULLS		1163.0	

LOCATION 62 UPPT 2009 SHELLING DATA

VARIETY: VT 003194 DATE: MAR 23, 2010

STAGE	GRATE	WEIGHT	TIME
1st	31 initial	6652.2	153 sec.
	grams shelled / min	2572.2	
2nd	28 unshelled	93.0	16 sec.
	grams shelled / min	268.5	
3rd	25 unshelled	21.4	7 sec.
	grams shelled / min	150.9	
4th	22 unshelled	3.8	7 sec.
	grams shelled / min	32.6	
5th			
6th			
Final grams unshelled		0.0	
Total grams shelled		6652.2	3.05 min.
Total grams shelled / min		2181.0	
HULLS		1653.6	

LOCATION 63 UPPT 2009 SHELLING DATA

VARIETY: VT 003194 DATE: MAR, 11, 2010

STAGE	GRATE	WEIGHT	TIME
1st	29 initial	6391.0	224 sec.
	grams shelled / min	1579.1	
2nd	26 unshelled	495.8	100 sec.
	grams shelled / min	265.6	
3rd	23 unshelled	53.2	16 sec.
	grams shelled / min	183.0	
4th	20 unshelled	4.4	6 sec.
	grams shelled / min	44.0	
5th			
6th			
Final grams unshelled		0.0	
Total grams shelled		6391.0	5.77 min.
Total grams shelled / min		1108.3	
HULLS		1623.6	

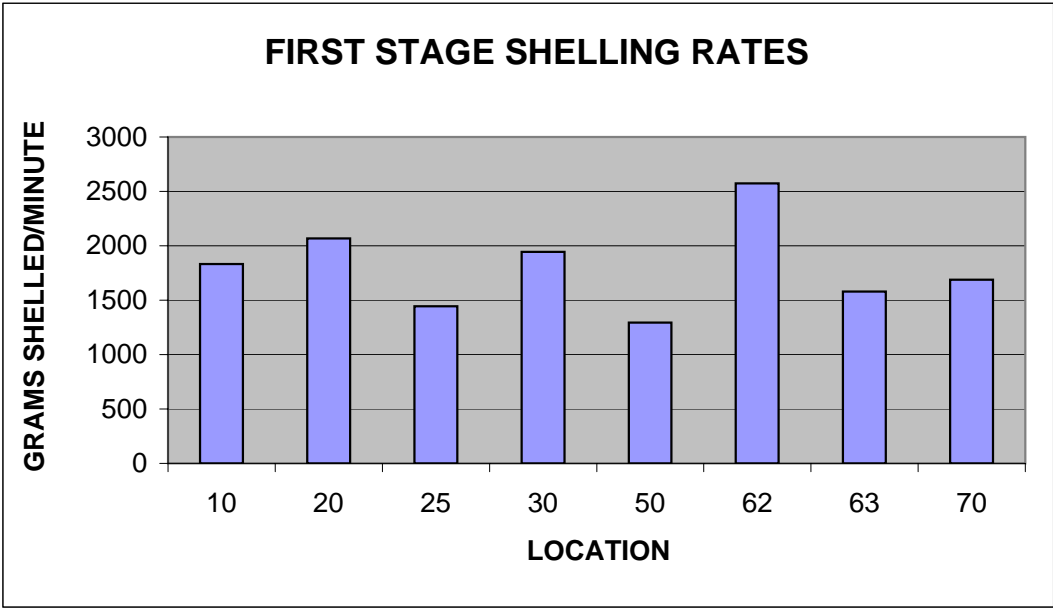
LOCATION 70 UPPT 2009 SHELLING DATA

VARIETY: VT 003194 DATE: FEB 16, 2010

GRATE	WEIGHT	TIME
30 initial	6660.2	227 sec.
	grams shelled / min	1688.7
27 unshelled	271.4	44 sec.
	grams shelled / min	286.9
24 unshelled	61.0	17 sec.
	grams shelled / min	185.6
21 unshelled	8.4	7 sec.
	grams shelled / min	72.0
Final grams unshelled		0.0
Total grams shelled		6660.2
Total grams shelled / min		1354.6
HULLS		1992.6

VT 003194 UPPT 2009 FIRST STAGE SHELLING RATES

<u>LOCATION</u>	<u>GRAMS SHELLED / MINUTE</u>
10	1832.1
20	2066.6
25	1444.8
30	1944.6
50	1293.1
62	2572.2
63	1579.1
70	1688.7



Physical Property Executive Summary Average for Entries from all Locations

2009 UPPT Entry																		
		NC7	FLORUUNER	UF 09302	UF 08301	UF 09303	GA 052619	GA 052621	GA 052675	P/T 09-01	P/T 09-02	EXP 27-1516	TXL061821	TXL061816	NO5006	NO5008	NO5024J	VT 003194
Shelling Outturn (%)	Jumbos/Elk	66.5	29.2	36.6	28.7	37.1	36.7	36.4	28.0	56.5	38.6	36.3	22.2	32.2	63.9	62.5	64.7	64.8
	Mediums	8.4	38.0	35.2	37.5	26.9	30.8	31.2	41.1	17.3	29.4	34.4	44.1	23.2	13.2	14.2	7.4	9.5
	Number 1's	4.9	9.0	7.5	8.5	6.1	6.0	5.7	8.7	5.2	7.0	7.2	14.0	17.1	7.1	7.1	4.6	5.1
	Oil stock	4.6	8.3	6.2	7.4	6.9	6.4	5.8	6.1	5.9	7.7	5.3	10.3	8.4	5.2	4.9	4.5	5.0
	Splits	15.6	15.5	14.6	17.9	22.9	20.1	21.0	16.2	15.1	17.3	16.8	9.4	19.1	10.6	11.3	18.8	15.5
Seed Count/lb	Jumbos/Elk	448	637	663	617	621	665	635	670	569	643	600	578	639	507	489	444	460
	Mediums	794	828	844	763	816	843	807	860	837	844	757	733	845	787	762	770	722
	Number 1's	1157	1214	1203	1125	1190	1312	1244	1336	1191	1172	1142	964	1128	1141	1084	1117	1061
	Splits	1022	1823	1753	1673	1613	1735	1639	1768	1402	1683	1507	1562	1795	1108	1037	981	1064
1 st Stage Shelling Rate (lb/hr)		283	229	216	217	188	223	225	211	222	213	248	237	182	247	218	234	238
Moisture Content (%)	Jumbos/Elk	6.6	6.4	6.4	6.3	6.4	6.4	6.4	6.5	6.2	6.3	6.4	6.4	6.8	6.5	6.6	6.4	6.5
	Mediums	6.6	6.4	6.5	6.4	6.3	6.4	6.5	6.5	6.3	6.4	6.5	6.4	6.5	6.7	6.6	6.6	6.6
	Number 1's	6.6	6.7	6.7	6.6	6.6	6.6	6.6	6.6	6.4	6.5	6.6	6.6	6.6	6.8	6.7	6.7	6.9
	Splits	6.4	6.4	6.4	6.3	6.3	6.4	6.4	6.4	6.4	6.1	6.3	6.4	6.4	6.3	6.5	6.4	6.3
FS Bulk Density (lb/ft ³)		15.5	18.5	18.1	18.0	18.0	19.4	18.8	17.9	16.9	17.9	16.6	15.8	18.2	15.0	14.5	14.9	15.5

Physical Property Executive Summary
Average Seed Size Distribution for Entries from all Locations

2009 UPPT Entry																	
Screen Size (64^{ths} Inch)	NC7	FLORUUNER	UF 09302	UF 08301	UF 09303	GA 052619	GA 052621	GA 052675	P/T 09-01	P/T 09-02	EXP 27-1516	TXL061821	TXL061816	NO5006	NO5008	NO5024J	VT 003194
-12 + SS ft¹	3	4	3	4	4	3	3	2	2	4	2	2	5	3	3	4	4
12	0	1	1	1	1	1	1	1	1	1	0	1	1	0	0	0	0
13	1	1	1	1	1	1	1	1	1	1	1	2	2	1	1	1	1
14	1	2	1	1	1	1	1	1	1	1	1	2	3	1	1	1	1
15	1	2	2	2	2	2	2	2	2	2	2	4	4	2	2	1	1
16	2	4	3	4	3	3	3	4	2	3	3	6	6	2	2	2	2
17	3	7	6	7	5	5	5	7	4	5	5	10	11	4	4	3	3
18	4	11	9	11	7	8	8	12	5	8	9	15	15	6	6	4	5
19	6	15	12	15	10	12	12	16	6	11	14	17	14	9	9	5	7
20	9	19	20	19	16	18	19	22	10	17	18	17	15	13	14	9	11
21	14	16	20	18	21	19	21	18	15	18	17	13	11	17	17	12	16
22	15	10	13	10	18	14	14	10	16	13	12	6	7	15	16	13	16
23	15	6	7	5	9	9	7	4	17	9	8	3	4	12	12	15	15
24	9	2	2	1	2	3	3	1	9	3	4	2	2	7	6	10	8
25	9	1	1	1	1	1	1	0	7	2	2	0	1	4	4	10	7
26	5	0	0	0	0	0	0	0	2	1	1	0	0	2	1	5	3
27	3	0	0	0	0	0	0	0	0	0	0	0	0	1	1	4	1
28	1	0	0	0	0	0	0	0	0	0	0	0	0	0	0	2	0
29	0	0	0	0	0	0	0	0	0	0	0	0	0	0	0	1	0
30	0	0	0	0	0	0	0	0	0	0	0	0	0	0	0	0	0

¹ SS ft is -16R, -17R, or -20R for Spanish, Runner, or Virginia types, respectively