



South Atlantic Area
National Peanut Research Laboratory
Dawson, GA

Uniform Peanut Performance Tests 2004

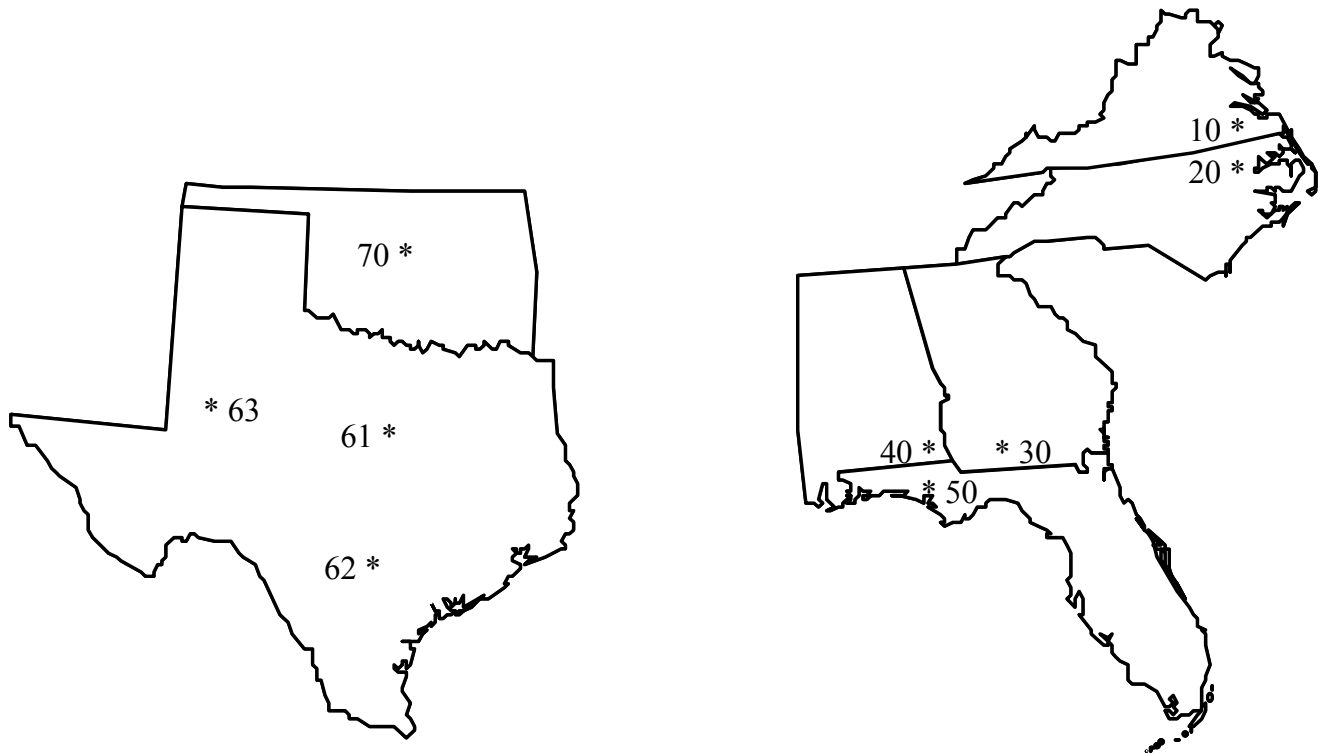


Shelling & Physical Properties



February, 2005

Uniform Peanut Performance Test Locations



Loc 10: Dr. D. L. Coker
Virginia Polytech. Ins. & State Univ.
Tidewater Agric. Res. & Ext. -Center
6321 Holland Road
Suffolk, VA 23437-7099

Loc 20: Dr. T. G. Isleib
North Carolina State University
Department of Crop Science
Unit 3: 840 Method Road
Raleigh, NC 27695-7629

Loc 30: Dr. Wm. D. Branch
UPPT Coordinator
University of Georgia
Dept. of Crop and Soil Sciences
Coastal Plain Experiment Station
Tifton, GA 31793-0748

Loc 40: Dr. J. P. Bostick
Alabama Crop Imp. Assoc., Inc.
P. O. Box 357
Headland, AL 36345-0357

Loc 50: Dr. D. W. Gorbet
University of Florida
North Florida Res. & Educ. Center
3925 Highway 71
Marianna, FL 32446

Loc 61: Dr. C. E. Simpson
Texas A & M University
Texas Agric. Expt. Station
Stephenville, TX 76401-0292

Loc 62: Mr. Mike Baring and Dr. C.E. Simpson
Texas A & M University
Dept. of Soil & Crop Science
College Station, TX 77843-2474

Loc 63: Dr. M. D. Burow
Dept. of Soil & Plant Sciences
TAES Texas A&M University
Rt. 3, Box 219
Lubbock, TX 79401

Loc 70: Mr. B. E. Greenhagen
Oklahoma State University
Dept. of Plant & Soil Sciences
276 Ag Hall
Stillwater, OK 74078-6028

Introduction

The establishment, purpose, and description of the of the Uniform Peanut Performance Tests are summarized in the following:

The Uniform Peanut Performance Tests (UPPT) were established in 1973 through an informal arrangement among cooperating scientists involving seven major peanut-producing states. In 1995, plant material transfer agreements were also accepted among all cooperators in the UPPT.

The purpose of these tests is to evaluate the commercial potential of advanced peanut breeding lines not formally released. The UPPT continues to serve as a valuable testing arrangement for U. S. peanut breeding programs to measure the adaptability of potential new cultivars over a wide range of diverse environments.

Annually, a uniform set of advanced breeding lines has been chosen and tested against the same set of check cultivars. Before acceptance for UPPT evaluation, new entries should be equal to the appropriate check cultivar of similar market type in several respects and be superior in one or more characteristics after preliminary yield testing for at least two years. These new entries are usually accepted for a maximum time period of three years in the UPPT, unless prior arrangement has been made with the coordinator. At each participating location, the UPPT cooperator commonly uses the most prevalent cultural practices, and may also include additional entries (local options).¹

To assist the UPPT, the USDA, ARS, National Peanut Research Laboratory (NPRL) has established a program to assist cultivar quality assessment for participating scientists and the US peanut industry. A shelling and physical property laboratory has been established and is being used to provide information relevant to industry shelling and post harvest processing. For the 2001 crop, further quality evaluations will begin that will include collaborative food parameter evaluations with the USDA, ARS, Market Quality and Evaluation Unit in Raleigh, NC.

Protocol for NPRL Shelling and Processing Samples

1. When received, peanuts in samples are weighed and then stored in a room at ambient temperature with relative humidity controlled at ~ 60%.
2. If an official grade is requested, a 1500-2000 gram subsample is obtained through riffle dividing the sample and FSIS grading procedures are conducted with the subsample.

¹Dr. Wm. D. Branch. Uniform Peanut Performance Tests. April, 2000. UGA/CPES Research Progress Report No. 4-00. Dept. of Education, Communication, and Technology, UGA, Rural Development Center, Tifton, GA.

3. In initiating evaluation procedures besides grading, peanuts from samples are stemmed and cleaned if needed.
4. Inshell bulk density of peanuts in each sample is determined by measuring weight and volume of each sample (weight/volume).
5. Next, samples are riffle divided to obtain a subsample (~1500 grams) of pods for pod diameter distribution determination. Pods by cultivar type are screened with the following slotted screens (Table 1):

runner and spanish cultivars: 12, 13, 14, 15, 16, 17, 18, 19, 20, 21, 22, 23, 24, 25, 26, 27p, 28p, 29p, 30p, 31, 32, 33, 34, 35, 36, 37, 38, 39, 40;

virginia cultivars: 12, 13, 14, 15, 16, 17, 18, 19, 20, 21, 22, 23, 24, 25, 26, 27p, 28p, 29p, 30p, 31, 32, 33, 34, 35, 36, 37, 38, 39, 40, 41, 42, 44, 46, 48.
6. Approximately 200 grams of the largest pods from the pod sizing subsample are hand shelled and kernels are sized to determine first stage shelling grate size, i.e., largest kernel size diameter plus 2/64 ths inch. All shelling grate openings used are 1 1/4" in length.
7. All pods not hand shelled in 6. above are run through 1st stage sheller² using the grate size determined in 6.
8. Hand separation of pods from kernels and subsequent shelling with a 3/64" smaller diameter grate size is repeated until all peanuts are shelled.
9. Vibrating screens on the sheller during all shelling are used to make coarse separations of kernels to facilitate hand sizing of kernels which follows shelling. Sizes used for the vibrating screens to provide the separations include:
Top deck: 17/64" Round, 16/64" x 1-1/4", 26/64" x 3/4"
Bottom deck: closed off so all kernels come out together
10. After shelling, small kernels, small splits, and oil stock are separated from split kernels by screening and hand picking.
11. Separations of kernels obtained thus far are temporarily stored in plastic zip-loc bags until hand screening can be conducted for determination of kernel size distributions and subsequent calculation of commercial grade sizes.

²Shelling done with a sheller developed at NPRL. Davidson, J.I., Jr., R.F. Hudgins, and C.T. Bennett. Some design and performance characteristics of a small peanut sheller.. *Oleagineux*, 36:433-435.

12. Next, kernels are hand sized by diameter utilizing slotted screens (Table 1) by 1/64" diameter divisions and then partitioned into commercial grade categories³ by peanut type as follows:

runner (screens 12 through 30, Table 1):

Jumbo: +21;

Medium: + 18, - 21;

Number ones: +16, - 18;

Oil stock: - 16 plus splits through a 17/64" round hole screen;

Splits: kernels less than 3/4 whole that ride a 17/64" round screen.

spanish (screens 12 through 30, Table 1):

Jumbo: + 19;

Number ones: +15, - 19/64ths inch;

Oil stock: - 15 plus splits through a 16/64" round hole screen;

Splits: kernels less than 3/4 whole that ride a 16/64" round hole screen.

virginia: (screens 12 through 36, Table 1):

Extra large kernels: + 20;

Medium: +18, - 20

Number ones: + 15, - 18

Oil stock: - 15 plus splits through a 20/64ths round hole screen;

Splits: kernels less than 3/4 whole that ride a 20/64ths round screen.

13. Moisture contents are determined on samples of commercial grade categories with a Dickey-John GAC 2000 moisture meter.

14. Count/lb for commercial grade categories are determined with weighed, 100 kernel subsample if available (not run if less than 20 kernels available).

15. The shelled samples which are divided into commercial grade categories are placed in refrigerated storage or returned to the ambient storage prior to being shipped or destroyed as instructed by the sample supplier.

16. Data collected during the shelling analysis are summarized utilizing Microsoft Excel 2000.

³American Peanut Shellers Association. 2000 . Official Trade Rules: Farmers Stock, Shelled, In-Shell.

Table 1. Screen opening designations, slot widths, and slot lengths for screens used in pod and kernel sizing.

Designation	Slot Width ⁴	Slot Length ⁴
12 ¹	12/64	3/4
13	13/64	3/4
14	14/64	3/4
15	15/64	3/4
16	16/64	3/4
17	17/64	3/4
18	18/64	3/4
19	19/64	3/4
20	20/64	3/4
21	21/64	3/4
22	22/64	3/4
23	23/64	3/4
24	24/64	1 1/4
25	25/64	1 1/4
26	26/64	1 1/4
27k ²	27/67	1 1/4
27p ³	27/64	3
28k	28/64	1 1/4
28p	28/64	3

Designation	Slot Width ⁴	Slot Length ⁴
29k	29/64	1 1/4
29p	29/64	3
30k	30/64	1 1/4
30p	30/64	3
31	31/64	3
32	32/64	3
33	33/64	3
34	34/64	3
35	35/64	3
36	36/64	3
37	37/64	3
38	38/64	3
39	39/64	3
40	40/64	3
41	41/64	3
42	42/64	3
44	44/64	3
46	46/64	3
48	48/64	3

¹Screens without a k or p are used for both pods and kernels.

²Screens with a k are used in screening kernels only.

³Screens with a p are used in screening pods only.

⁴Dimensions in inches.



South Atlantic Area
National Peanut Research Laboratory
Dawson, GA

Uniform Peanut Performance Tests 2004



Shelling & Physical Properties

Data Presented
by Location



February, 2005

LOCATION 10 UPPT 2004 POD BULK DENSITY TABLE

FLORUNNER

BULK DENSITY	Kg	cm	Kg/m ³
	4.64	18.05	276.94

UF03326

BULK DENSITY	Kg	cm	Kg/m ³
	4.91	19.28	274.46

GA002501

BULK DENSITY	Kg	cm	Kg/m ³
	4.70	18.13	279.07

CRSP08

BULK DENSITY	Kg	cm	Kg/m ³
	4.15	15.73	284.32

NC7

BULK DENSITY	Kg	cm	Kg/m ³
	4.40	19.00	249.46

N000980l

BULK DENSITY	Kg	cm	Kg/m ³
	4.43	19.75	241.71

N02006

BULK DENSITY	Kg	cm	Kg/m ³
	5.35	22.33	257.89

UF03325

BULK DENSITY	Kg	cm	Kg/m ³
	5.17	18.90	294.25

UF03514

BULK DENSITY	Kg	cm	Kg/m ³
	5.52	19.28	308.01

GA011557

BULK DENSITY	Kg	cm	Kg/m ³
	5.05	18.30	296.94

CRSP14

BULK DENSITY	Kg	cm	Kg/m ³
	4.70	17.53	288.92

GA012534

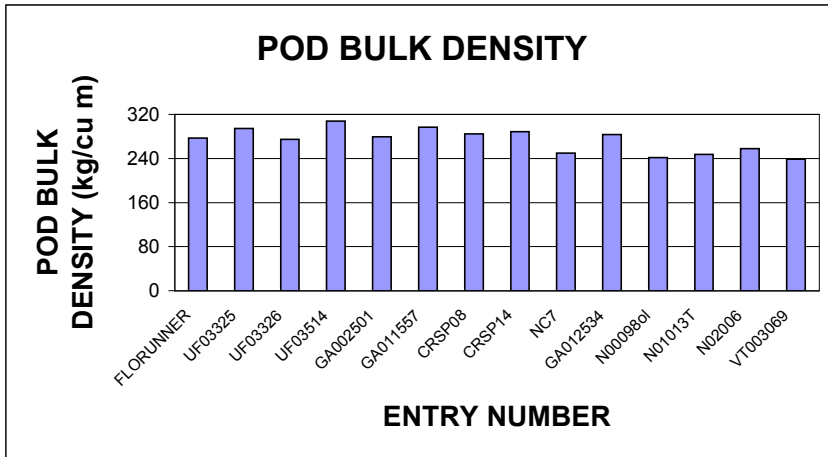
BULK DENSITY	Kg	cm	Kg/m ³
	5.07	19.25	283.49

N01013T

BULK DENSITY	Kg	cm	Kg/m ³
	5.03	21.90	247.21

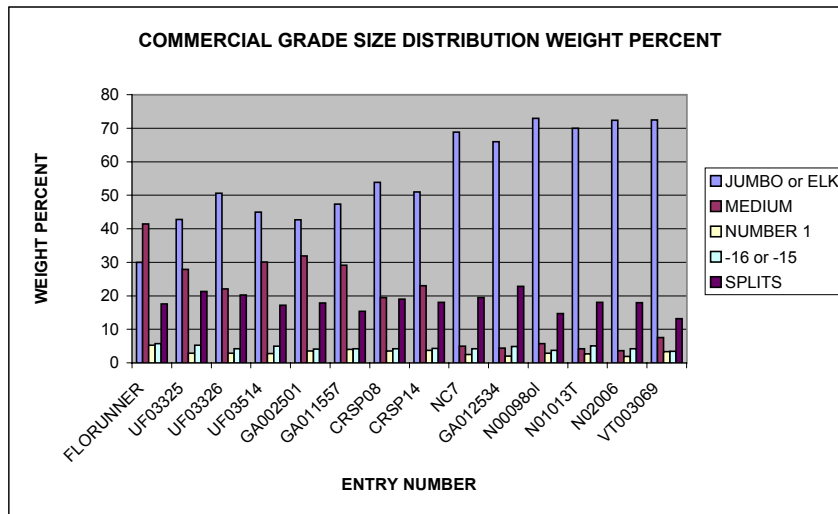
VT003069

BULK DENSITY	Kg	cm	Kg/m ³
	4.74	21.35	238.76



LOCATION 10 UPPT 2004 COMMERCIAL GRADE SIZE WEIGHT PERCENT TABLE

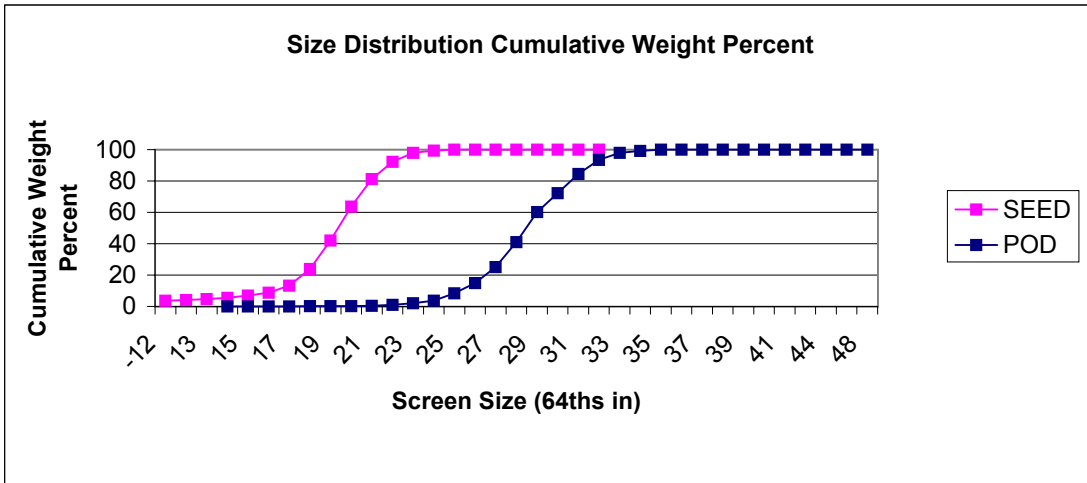
<u>FLORUNNER</u>		<u>UF03325</u>		<u>UF03326</u>		<u>UF03514</u>	
JUMBO	30.00	JUMBO	42.74	JUMBO	50.58	JUMBO	45.00
MEDIUM	41.48	MEDIUM	27.89	MEDIUM	22.09	MEDIUM	30.11
NUMBER 1	5.21	NUMBER 1	2.85	NUMBER 1	2.85	NUMBER 1	2.81
-16	5.71	-16	5.21	-16	4.21	-16	4.93
SPLITS	17.61	SPLITS	21.30	SPLITS	20.27	SPLITS	17.15
<u>GA002501</u>		<u>GA011557</u>		<u>CRSP08</u>		<u>CRSP14</u>	
JUMBO	42.67	JUMBO	47.38	JUMBO	53.86	JUMBO	50.94
MEDIUM	31.88	MEDIUM	29.13	MEDIUM	19.48	MEDIUM	22.99
NUMBER 1	3.50	NUMBER 1	3.97	NUMBER 1	3.51	NUMBER 1	3.74
-16	4.12	-16	4.20	-16	4.19	-16	4.30
SPLITS	17.83	SPLITS	15.33	SPLITS	18.96	SPLITS	18.03
<u>NC7</u>		<u>GA012534</u>		<u>N000980l</u>		<u>N01013T</u>	
ELK	68.79	ELK	65.93	ELK	72.93	ELK	70.01
MEDIUM	5.00	MEDIUM	4.43	MEDIUM	5.73	MEDIUM	4.22
NUMBER 1	2.53	NUMBER 1	1.96	NUMBER 1	2.87	NUMBER 1	2.69
- 15	4.24	- 15	4.84	- 15	3.73	- 15	5.04
SPLITS	19.44	SPLITS	22.84	SPLITS	14.73	SPLITS	18.04
<u>N02006</u>		<u>VT003069</u>					
ELK	72.39	ELK	72.47				
MEDIUM	3.64	MEDIUM	7.55				
NUMBER 1	1.87	NUMBER 1	3.35				
- 15	4.16	- 15	3.45				
SPLITS	17.95	SPLITS	13.18				



LOCATION 10 UPPT 2004 SIZE DISTRIBUTION CUMULATIVE WEIGHT PERCENT TABLE

FLOORRUNNER

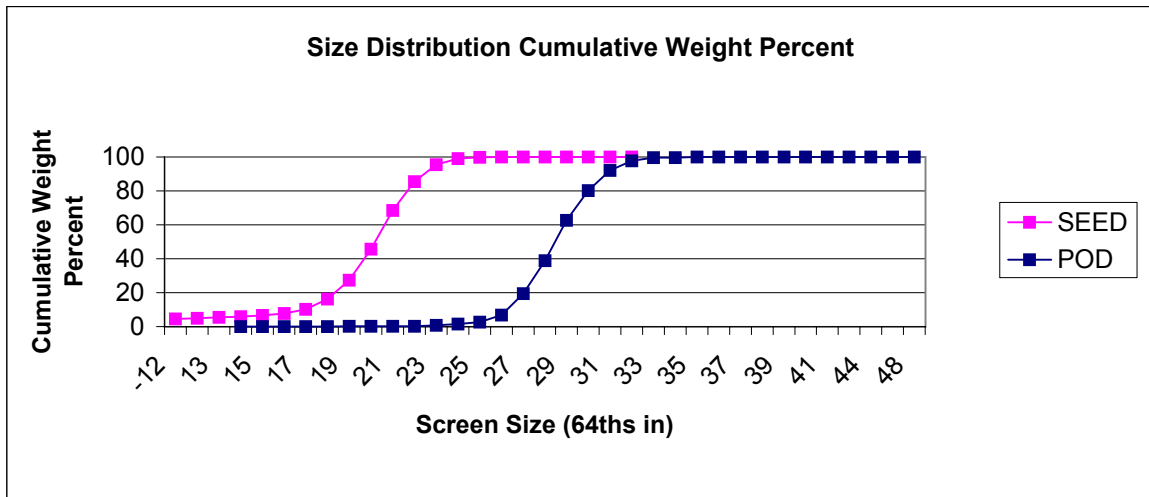
POD				SEED				
SCREEN SIZE	Weight	Wt %	Cum. Wt. %	SCREEN SIZE	Weight	Wt %	Wt % w/o SS	Cum. Wt %
				SS	655.4	17.61	---	---
				-12 & -17R	114.2	3.07	3.72	3.72
				12	13.4	0.36	0.44	4.16
				13	18.1	0.49	0.59	4.75
14	0.2	0.01	0.01	14	22.8	0.61	0.74	5.50
15	0.2	0.01	0.02	15	43.9	1.18	1.43	6.93
16	0.3	0.02	0.04	16	56.9	1.53	1.86	8.78
17	0.6	0.04	0.08	17	136.9	3.68	4.47	13.25
18	0.6	0.04	0.12	18	323.6	8.70	10.55	23.80
19	1.0	0.06	0.18	19	560.8	15.07	18.29	42.09
20	0.8	0.05	0.23	20	659.1	17.71	21.50	63.59
21	3.6	0.22	0.45	21	540.8	14.53	17.64	81.23
22	9.0	0.56	1.02	22	335.0	9.00	10.93	92.16
23	18.0	1.12	2.14	23	179.5	4.82	5.85	98.01
24	24.5	1.53	3.66	24	43.9	1.18	1.43	99.44
25	73.9	4.60	8.27	25	15.3	0.41	0.50	99.94
26	107.8	6.71	14.98	26	1.8	0.05	0.06	100.00
27	163.5	10.18	25.16	27	0.0	0.00	0.00	100.00
28	255.3	15.90	41.07	28	0.0	0.00	0.00	100.00
29	306.5	19.09	60.16	29	0.0	0.00	0.00	100.00
30	194.9	12.14	72.30	30	0.0	0.00	0.00	100.00
31	195.2	12.16	84.45	31	0.0	0.00	0.00	100.00
32	143.4	8.93	93.39	32	0.0	0.00	0.00	100.00
33	73.3	4.57	97.95	Total	3721.4	100	100	
34	19.9	1.24	99.19	Hull wt	892.1			
35	11.5	0.72	99.91	Wt w/o SS	3066.0			
36	1.5	0.09	100.00	Percent Hulls		19.34		
37	0.0	0.00	100.00	Percent Meats		80.66		
38	0.0	0.00	100.00			100		
39	0.0	0.00	100.00					
40	0.0	0.00	100.00					
41	0.0	0.00	100.00					
42	0.0	0.00	100.00					
44	0.0	0.00	100.00					
46	0.0	0.00	100.00					
48	0.0	0.00	100.00					
POD WT.	1605.5							



LOCATION 10 UPPT 2004 SIZE DISTRIBUTION CUMULATIVE WEIGHT PERCENT TABLE

UF03325

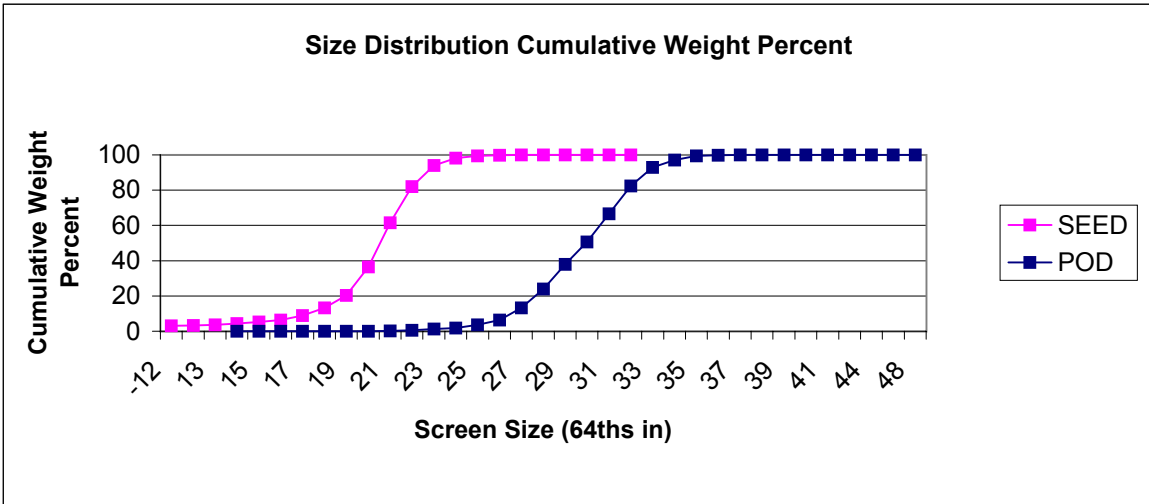
POD				SEED				
SCREEN SIZE	Weight	Wt %	Cum. Wt. %	SCREEN SIZE	Weight	Wt %	Wt % w/o SS	Cum. Wt %
				SS	882.9	21.30	---	---
				-12 & -17R	148.7	3.59	4.56	4.56
				12	11.9	0.29	0.36	4.92
				13	15.8	0.38	0.48	5.41
14	0.0	0.00	0.00	14	14.9	0.36	0.46	5.86
15	0.0	0.00	0.00	15	24.6	0.59	0.75	6.62
16	0.1	0.01	0.01	16	35.0	0.84	1.07	7.69
17	0.8	0.05	0.06	17	83.3	2.01	2.55	10.24
18	0.0	0.00	0.06	18	193.2	4.66	5.92	16.17
19	0.8	0.05	0.11	19	366.5	8.84	11.23	27.40
20	0.0	0.00	0.11	20	596.5	14.39	18.29	45.69
21	0.4	0.03	0.14	21	742.4	17.91	22.76	68.44
22	2.1	0.14	0.28	22	552.5	13.33	16.94	85.38
23	6.6	0.44	0.72	23	327.7	7.91	10.05	95.43
24	11.2	0.75	1.47	24	120.3	2.90	3.69	99.11
25	17.6	1.17	2.64	25	23.3	0.56	0.71	99.83
26	60.9	4.06	6.70	26	5.6	0.14	0.17	100.00
27	190.5	12.70	19.40	27	0.0	0.00	0.00	100.00
28	292.8	19.52	38.93	28	0.0	0.00	0.00	100.00
29	355.2	23.68	62.61	29	0.0	0.00	0.00	100.00
30	263.2	17.55	80.16	30	0.0	0.00	0.00	100.00
31	178.7	11.92	92.08	31	0.0	0.00	0.00	100.00
32	84.0	5.60	97.68	32	0.0	0.00	0.00	100.00
33	27.8	1.85	99.53	Total	4145.1	100	100	
34	1.9	0.13	99.66	Hull wt	1015.0			
35	5.1	0.34	100.00	Wt w/o SS	3262.2			
36	0.0	0.00	100.00	Percent Hulls		19.67		
37	0.0	0.00	100.00	Percent Meats		80.33		
38	0.0	0.00	100.00			100		
39	0.0	0.00	100.00					
40	0.0	0.00	100.00					
41	0.0	0.00	100.00					
42	0.0	0.00	100.00					
44	0.0	0.00	100.00					
46	0.0	0.00	100.00					
48	0.0	0.00	100.00					
POD WT.	1499.7							



LOCATION 10 UPPT 2004 SIZE DISTRIBUTION CUMULATIVE WEIGHT PERCENT TABLE

UF03326

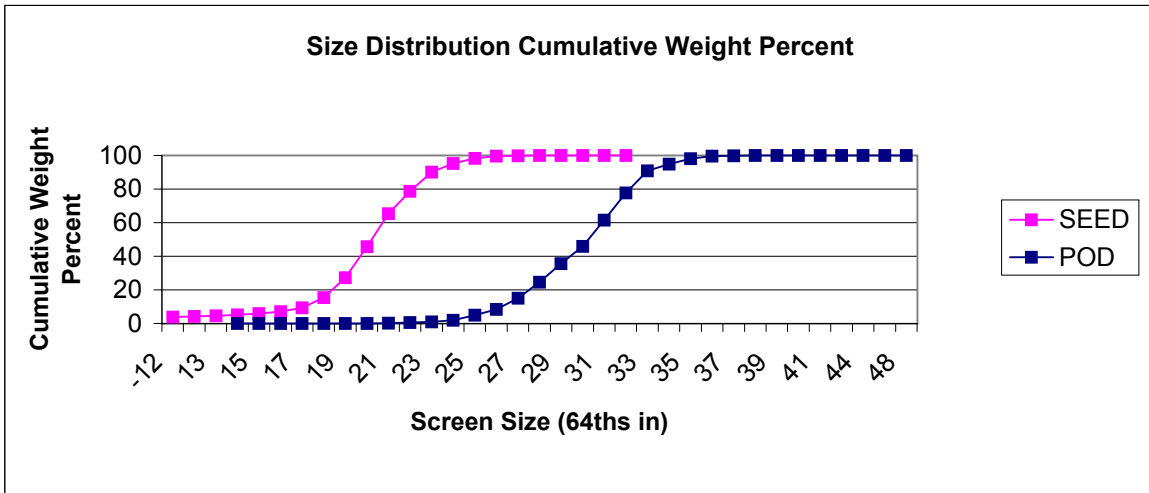
POD				SEED				
SCREEN SIZE	Weight	Wt %	Cum. Wt. %	SCREEN SIZE	Weight	Wt %	Wt % w/o SS	Cum. Wt %
				SS**	795.4	20.27	---	---
				-12 & -17R	94.0	2.40	3.00	3.00
				12	9.9	0.25	0.32	3.32
				13	12.4	0.32	0.40	3.72
14	0.0	0.00	0.00	14	19.1	0.49	0.61	4.33
15	0.0	0.00	0.00	15	29.7	0.76	0.95	5.28
16	0.0	0.00	0.00	16	35.8	0.91	1.14	6.42
17	0.1	0.01	0.01	17	76.1	1.94	2.43	8.85
18	0.2	0.01	0.02	18	136.6	3.48	4.37	13.22
19	0.6	0.04	0.06	19	221.0	5.63	7.06	20.28
20	0.0	0.00	0.06	20	509.5	12.98	16.28	36.56
21	2.5	0.16	0.22	21	780.4	19.89	24.94	61.50
22	5.6	0.36	0.58	22	643.6	16.40	20.57	82.07
23	10.5	0.68	1.27	23	374.6	9.55	11.97	94.04
24	8.5	0.55	1.82	24	129.6	3.30	4.14	98.18
25	29.3	1.90	3.72	25	41.8	1.07	1.34	99.52
26	41.2	2.67	6.39	26	11.0	0.28	0.35	99.87
27	107.0	6.94	13.34	27	3.0	0.08	0.10	99.97
28	163.3	10.60	23.93	28	1.0	0.03	0.03	100.00
29	214.6	13.93	37.86	29	0.0	0.00	0.00	100.00
30	196.8	12.77	50.63	30	0.0	0.00	0.00	100.00
31	245.8	15.95	66.58	31	0.0	0.00	0.00	100.00
32	243.8	15.82	82.40	32	0.0	0.00	0.00	100.00
33	161.4	10.47	92.87	Total	3924.5	100	100	
34	65.4	4.24	97.12	Hull wt	974.7			
35	36.3	2.36	99.47	Wt w/o SS	3129.1			
36	5.8	0.38	99.85	Percent Hulls		19.90		
37	2.3	0.15	100.00	Percent Meats		80.10		
38	0.0	0.00	100.00			100		
39	0.0	0.00	100.00					
40	0.0	0.00	100.00					
41	0.0	0.00	100.00	** USED WRONG SIZE SHELLING GRATE				
42	0.0	0.00	100.00	IN SHELLING SEQUENCE				
44	0.0	0.00	100.00					
46	0.0	0.00	100.00					
48	0.0	0.00	100.00					
POD WT.	1541.0							



LOCATION 10 UPPT 2004 SIZE DISTRIBUTION CUMULATIVE WEIGHT PERCENT TABLE

UF03514

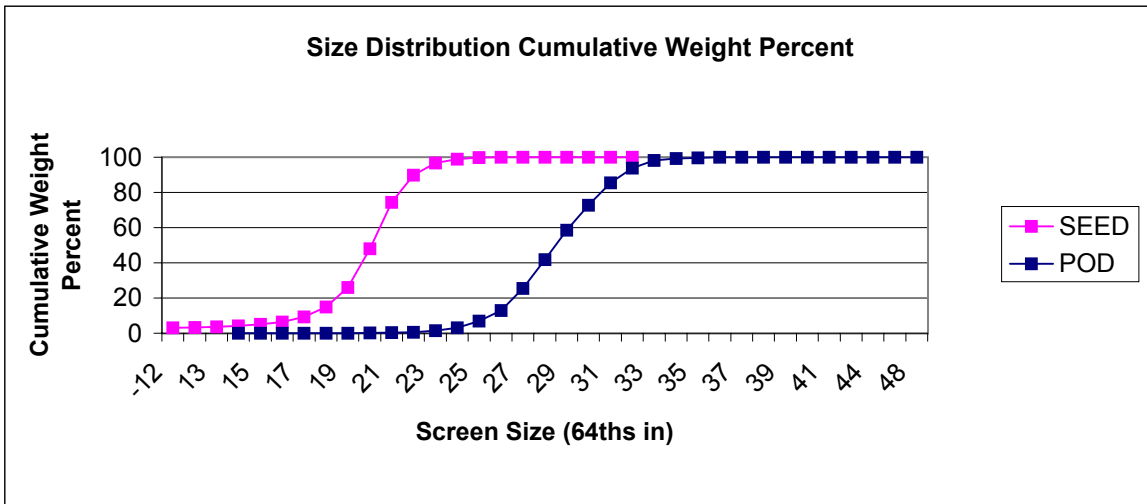
POD				SEED				
SCREEN SIZE	Weight	Wt %	Cum. Wt. %	SCREEN SIZE	Weight	Wt %	Wt % w/o SS	Cum. Wt %
				SS	757.3	17.15	---	---
				-12 & -17R	141.9	3.21	3.88	3.88
				12	10.6	0.24	0.29	4.17
				13	14.2	0.32	0.39	4.56
14	0.0	0.00	0.00	14	18.6	0.42	0.51	5.06
15	0.0	0.00	0.00	15	32.5	0.74	0.89	5.95
16	0.0	0.00	0.00	16	42.4	0.96	1.16	7.11
17	0.0	0.00	0.00	17	81.9	1.85	2.24	9.35
18	0.0	0.00	0.00	18	224.8	5.09	6.14	15.49
19	0.0	0.00	0.00	19	427.6	9.68	11.69	27.18
20	0.8	0.05	0.05	20	677.2	15.33	18.51	45.69
21	2.4	0.15	0.19	21	717.4	16.24	19.61	65.30
22	4.9	0.30	0.49	22	488.9	11.07	13.36	78.66
23	8.3	0.50	0.99	23	417.5	9.45	11.41	90.07
24	14.7	0.89	1.88	24	191.2	4.33	5.23	95.29
25	49.9	3.02	4.90	25	109.6	2.48	3.00	98.29
26	56.8	3.43	8.33	26	48.3	1.09	1.32	99.61
27	110.1	6.66	14.99	27	10.4	0.24	0.28	99.89
28	157.7	9.53	24.52	28	2.8	0.06	0.08	99.97
29	183.1	11.07	35.59	29	1.1	0.02	0.03	100.00
30	171.7	10.38	45.97	30	0.0	0.00	0.00	100.00
31	256.5	15.51	61.47	31	0.0	0.00	0.00	100.00
32	269.2	16.27	77.75	32	0.0	0.00	0.00	100.00
33	217.4	13.14	90.89	Total	4416.2	100	100	
34	66.1	4.00	94.89	Hull wt	1090.7			
35	54.5	3.29	98.18	Wt w/o SS	3658.9			
36	22.5	1.36	99.54	Percent Hulls		19.81		
37	3.8	0.23	99.77	Percent Meats		80.19		
38	3.8	0.23	100.00			100		
39	0.0	0.00	100.00					
40	0.0	0.00	100.00					
41	0.0	0.00	100.00					
42	0.0	0.00	100.00					
44	0.0	0.00	100.00					
46	0.0	0.00	100.00					
48	0.0	0.00	100.00					
POD WT.	1654.2							



LOCATION 10 UPPT 2004 SIZE DISTRIBUTION CUMULATIVE WEIGHT PERCENT TABLE

GA002501

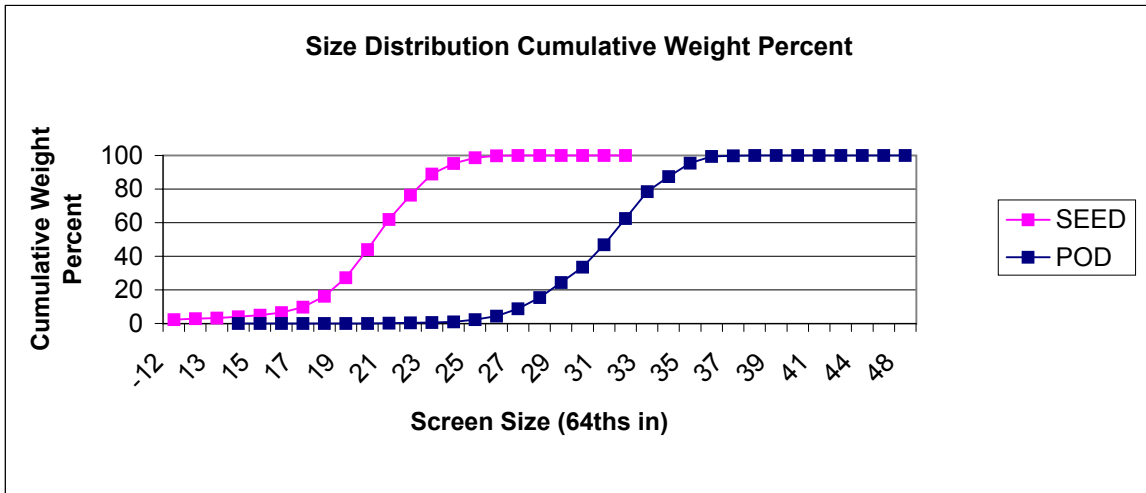
POD				SEED				
SCREEN SIZE	Weight	Wt %	Cum. Wt. %	SCREEN SIZE	Weight	Wt %	Wt % w/o SS	Cum. Wt %
				SS	677.9	17.83	---	---
				-12 & -17R	96.4	2.54	3.09	3.09
				12	6.9	0.18	0.22	3.31
				13	12.8	0.34	0.41	3.72
14	0.0	0.00	0.00	14	15.3	0.40	0.49	4.21
15	0.0	0.00	0.00	15	25.2	0.66	0.81	5.01
16	0.0	0.00	0.00	16	44.4	1.17	1.42	6.44
17	0.0	0.00	0.00	17	88.5	2.33	2.83	9.27
18	0.0	0.00	0.00	18	174.4	4.59	5.58	14.85
19	0.3	0.02	0.02	19	346.4	9.11	11.09	25.95
20	1.7	0.11	0.12	20	690.9	18.18	22.12	48.07
21	3.7	0.23	0.36	21	823.9	21.68	26.38	74.45
22	4.4	0.27	0.63	22	482.5	12.69	15.45	89.90
23	11.9	0.74	1.37	23	214.8	5.65	6.88	96.78
24	26.7	1.66	3.03	24	67.7	1.78	2.17	98.94
25	62.6	3.90	6.93	25	24.9	0.66	0.80	99.74
26	96.9	6.04	12.97	26	5.3	0.14	0.17	99.91
27	199.7	12.44	25.41	27	2.8	0.07	0.09	100.00
28	262.7	16.37	41.78	28	0.0	0.00	0.00	100.00
29	269.8	16.81	58.58	29	0.0	0.00	0.00	100.00
30	227.0	14.14	72.73	30	0.0	0.00	0.00	100.00
31	205.6	12.81	85.53	31	0.0	0.00	0.00	100.00
32	131.6	8.20	93.73	32	0.0	0.00	0.00	100.00
33	70.4	4.39	98.12	Total	3801.0	100	100	
34	18.1	1.13	99.25	Hull wt	895.9			
35	5.8	0.36	99.61	Wt w/o SS	3123.1			
36	6.3	0.39	100.00	Percent Hulls		19.07		
37	0.0	0.00	100.00	Percent Meats		80.93		
38	0.0	0.00	100.00			100		
39	0.0	0.00	100.00					
40	0.0	0.00	100.00					
41	0.0	0.00	100.00					
42	0.0	0.00	100.00					
44	0.0	0.00	100.00					
46	0.0	0.00	100.00					
48	0.0	0.00	100.00					
POD WT.	1605.2							



LOCATION 10 UPPT 2004 SIZE DISTRIBUTION CUMULATIVE WEIGHT PERCENT TABLE

GA011557

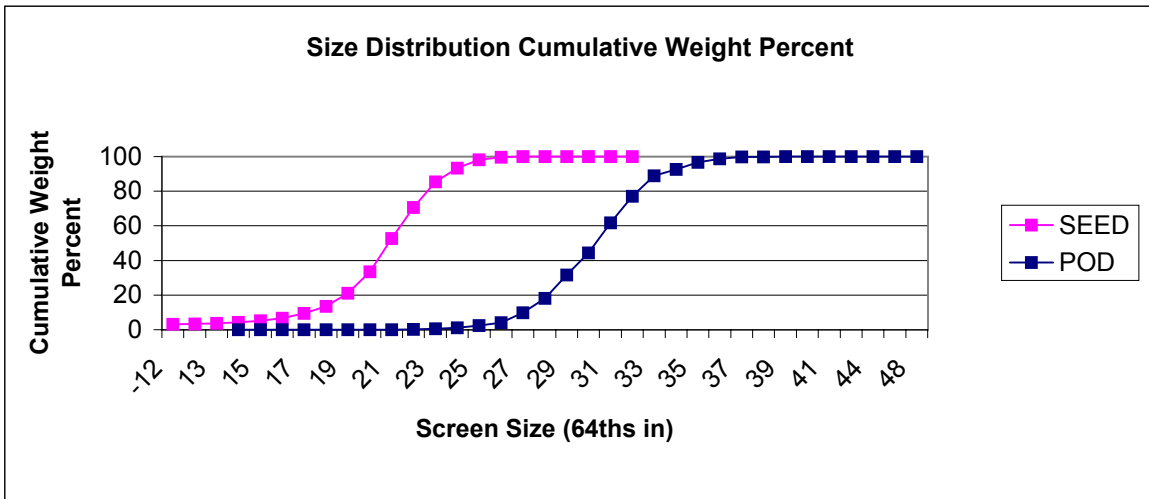
POD				SEED				
SCREEN SIZE	Weight	Wt %	Cum. Wt. %	SCREEN SIZE	Weight	Wt %	Wt % w/o SS	Cum. Wt %
				SS	627.5	15.33	---	---
				-12 & -17R	81.8	2.00	2.36	2.36
				12	14.7	0.36	0.42	2.78
				13	17.5	0.43	0.50	3.29
14	0.0	0.00	0.00	14	22.9	0.56	0.66	3.95
15	0.0	0.00	0.00	15	35.0	0.85	1.01	4.96
16	0.0	0.00	0.00	16	50.6	1.24	1.46	6.42
17	0.0	0.00	0.00	17	111.9	2.73	3.23	9.64
18	0.0	0.00	0.00	18	224.7	5.49	6.48	16.13
19	0.3	0.02	0.02	19	382.5	9.34	11.03	27.16
20	0.4	0.03	0.05	20	585.4	14.30	16.88	44.04
21	2.7	0.18	0.22	21	616.5	15.06	17.78	61.82
22	2.8	0.18	0.41	22	504.0	12.31	14.54	76.36
23	3.2	0.21	0.61	23	433.8	10.59	12.51	88.87
24	4.9	0.32	0.93	24	223.9	5.47	6.46	95.33
25	20.2	1.32	2.26	25	113.7	2.78	3.28	98.61
26	31.4	2.05	4.31	26	38.5	0.94	1.11	99.72
27	69.2	4.52	8.83	27	9.7	0.24	0.28	100.00
28	99.9	6.53	15.36	28	0.0	0.00	0.00	100.00
29	139.1	9.09	24.46	29	0.0	0.00	0.00	100.00
30	139.5	9.12	33.58	30	0.0	0.00	0.00	100.00
31	203.6	13.31	46.89	31	0.0	0.00	0.00	100.00
32	239.2	15.64	62.53	32	0.0	0.00	0.00	100.00
33	244.7	16.00	78.53	Total	4094.6	100	100	
34	136.0	8.89	87.42	Hull wt	945.7			
35	123.8	8.09	95.51	Wt w/o SS	3467.1			
36	60.2	3.94	99.45	Percent Hulls		18.76		
37	6.5	0.42	99.88	Percent Meats		81.24		
38	1.9	0.12	100.00			100		
39	0.0	0.00	100.00					
40	0.0	0.00	100.00					
41	0.0	0.00	100.00					
42	0.0	0.00	100.00					
44	0.0	0.00	100.00					
46	0.0	0.00	100.00					
48	0.0	0.00	100.00					
POD WT.	1529.5							



LOCATION 10 UPPT 2004 SIZE DISTRIBUTION CUMULATIVE WEIGHT PERCENT TABLE

CRSP08

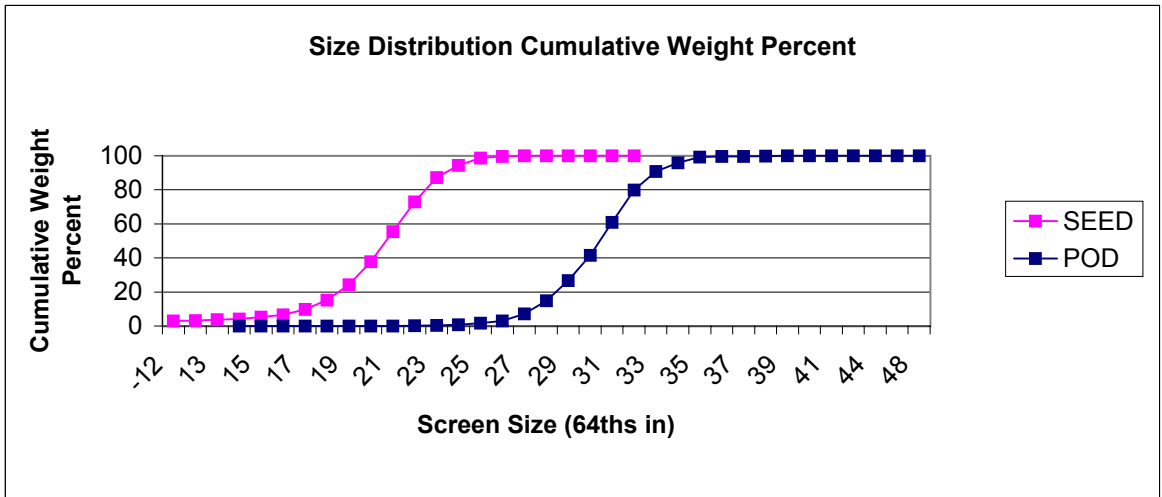
POD				SEED				
SCREEN SIZE	Weight	Wt %	Cum. Wt. %	SCREEN SIZE	Weight	Wt %	Wt % w/o SS	Cum. Wt %
				SS	619.3	18.96	---	---
				-12 & -17R	80.9	2.48	3.06	3.06
				12	7.3	0.22	0.28	3.33
				13	12.1	0.37	0.46	3.79
14	0.0	0.00	0.00	14	12.4	0.38	0.47	4.26
15	0.0	0.00	0.00	15	24.1	0.74	0.91	5.17
16	0.0	0.00	0.00	16	41.7	1.28	1.57	6.74
17	0.0	0.00	0.00	17	73.0	2.23	2.76	9.50
18	0.2	0.01	0.01	18	103.8	3.18	3.92	13.42
19	0.0	0.00	0.01	19	202.5	6.20	7.65	21.07
20	0.3	0.02	0.03	20	330.2	10.11	12.47	33.54
21	0.7	0.05	0.08	21	505.3	15.47	19.08	52.62
22	1.5	0.10	0.18	22	475.7	14.56	17.97	70.59
23	4.9	0.33	0.51	23	394.5	12.07	14.90	85.49
24	7.9	0.53	1.03	24	207.0	6.34	7.82	93.30
25	20.6	1.37	2.40	25	127.8	3.91	4.83	98.13
26	25.4	1.69	4.09	26	39.8	1.22	1.50	99.63
27	85.8	5.71	9.80	27	7.6	0.23	0.29	99.92
28	125.5	8.35	18.14	28	2.1	0.06	0.08	100.00
29	202.3	13.45	31.60	29	0.0	0.00	0.00	100.00
30	192.0	12.77	44.36	30	0.0	0.00	0.00	100.00
31	261.9	17.42	61.78	31	0.0	0.00	0.00	100.00
32	230.1	15.30	77.08	32	0.0	0.00	0.00	100.00
33	178.8	11.89	88.97	Total	3267.1	100	100	
34	53.5	3.56	92.53	Hull wt	870.6			
35	61.2	4.07	96.60	Wt w/o SS	2647.8			
36	33.0	2.19	98.80	Percent Hulls		21.04		
37	15.7	1.04	99.84	Percent Meats		78.96		
38	0.0	0.00	99.84			100		
39	2.4	0.16	100.00					
40	0.0	0.00	100.00					
41	0.0	0.00	100.00					
42	0.0	0.00	100.00					
44	0.0	0.00	100.00					
46	0.0	0.00	100.00					
48	0.0	0.00	100.00					
POD WT.	1503.7							



LOCATION 10 UPPT 2004 SIZE DISTRIBUTION CUMULATIVE WEIGHT PERCENT TABLE

CRSP14

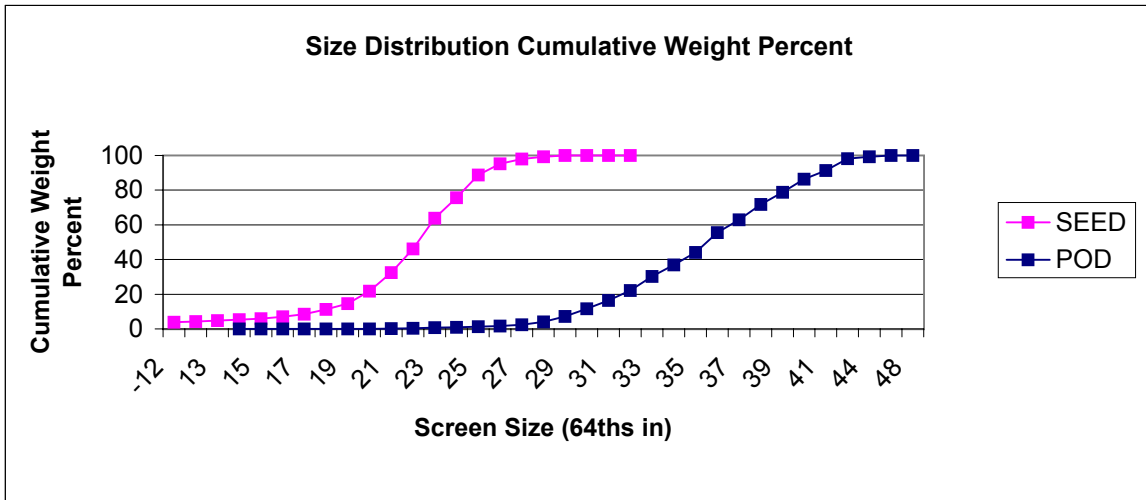
POD				SEED				
SCREEN SIZE	Weight	Wt %	Cum. Wt. %	SCREEN SIZE	Weight	Wt %	Wt % w/o SS	Cum. Wt %
				SS	665.0	18.03	---	---
				-12 & -17R	90.2	2.45	2.98	2.98
				12	8.4	0.23	0.28	3.26
				13	12.5	0.34	0.41	3.67
14	0.0	0.00	0.00	14	16.2	0.44	0.54	4.21
15	0.0	0.00	0.00	15	31.2	0.85	1.03	5.24
16	0.0	0.00	0.00	16	41.3	1.12	1.37	6.61
17	0.0	0.00	0.00	17	96.7	2.62	3.20	9.81
18	0.0	0.00	0.00	18	164.5	4.46	5.44	15.25
19	0.0	0.00	0.00	19	271.6	7.36	8.98	24.23
20	0.4	0.02	0.02	20	412.0	11.17	13.62	37.85
21	0.5	0.03	0.05	21	533.6	14.47	17.65	55.50
22	0.9	0.05	0.11	22	528.6	14.33	17.48	72.98
23	5.0	0.29	0.40	23	431.9	11.71	14.28	87.26
24	7.2	0.42	0.82	24	215.0	5.83	7.11	94.37
25	15.9	0.94	1.76	25	131.0	3.55	4.33	98.70
26	22.4	1.32	3.08	26	29.0	0.79	0.96	99.66
27	69.8	4.10	7.18	27	10.2	0.28	0.34	100.00
28	129.8	7.63	14.81	28	0.0	0.00	0.00	100.00
29	203.3	11.96	26.77	29	0.0	0.00	0.00	100.00
30	251.8	14.81	41.58	30	0.0	0.00	0.00	100.00
31	330.1	19.41	60.99	31	0.0	0.00	0.00	100.00
32	321.6	18.91	79.90	32	0.0	0.00	0.00	100.00
33	185.2	10.89	90.80	Total	3688.9	100	100	
34	87.3	5.13	95.93	Hull wt	1003.9			
35	56.2	3.31	99.24	Wt w/o SS	3023.9			
36	6.4	0.38	99.61	Percent Hulls		21.39		
37	1.3	0.08	99.69	Percent Meats		78.61		
38	2.2	0.13	99.82			100		
39	3.1	0.18	100.00					
40	0.0	0.00	100.00					
41	0.0	0.00	100.00					
42	0.0	0.00	100.00					
44	0.0	0.00	100.00					
46	0.0	0.00	100.00					
48	0.0	0.00	100.00					
POD WT.	1700.4							



LOCATION 10 UPPT 2004 SIZE DISTRIBUTION CUMULATIVE WEIGHT PERCENT TABLE

NC7

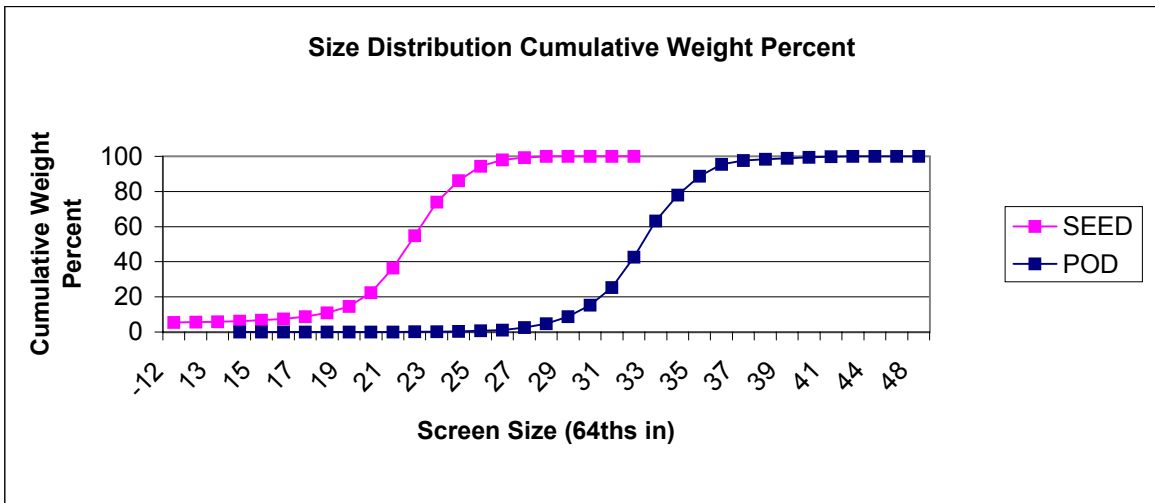
POD				SEED				
SCREEN SIZE	Weight	Wt %	Cum. Wt. %	SCREEN SIZE	Weight	Wt %	Wt % w/o SS	Cum. Wt %
				SS	654.2	19.44	---	---
				-12 & -20R	105.9	3.15	3.91	3.91
				12	9.8	0.29	0.36	4.27
				13	13.5	0.40	0.50	4.77
14	0.0	0.00	0.00	14	13.6	0.40	0.50	5.27
15	0.0	0.00	0.00	15	14.9	0.44	0.55	5.82
16	0.0	0.00	0.00	16	30.0	0.89	1.11	6.92
17	0.0	0.00	0.00	17	40.1	1.19	1.48	8.40
18	0.7	0.04	0.04	18	76.3	2.27	2.81	11.22
19	0.1	0.01	0.05	19	91.9	2.73	3.39	14.61
20	0.5	0.03	0.08	20	193.3	5.74	7.13	21.74
21	1.4	0.09	0.17	21	292.4	8.69	10.79	32.53
22	1.7	0.11	0.28	22	366.5	10.89	13.52	46.05
23	5.9	0.38	0.66	23	480.0	14.26	17.71	63.75
24	3.9	0.25	0.91	24	320.1	9.51	11.81	75.56
25	5.1	0.33	1.23	25	357.8	10.63	13.20	88.76
26	6.9	0.44	1.67	26	176.5	5.25	6.51	95.27
27	12.7	0.81	2.48	27	74.4	2.21	2.74	98.02
28	26.1	1.66	4.14	28	32.7	0.97	1.21	99.22
29	48.1	3.07	7.21	29	19.3	0.57	0.71	99.93
30	69.3	4.42	11.63	30	1.8	0.05	0.07	100.00
31	75.4	4.81	16.43	31	0.0	0.00	0.00	100.00
32	90.4	5.76	22.19	32	0.0	0.00	0.00	100.00
33	126.0	8.03	30.22	Total	3365.0	100	100	
34	106.2	6.77	36.99	Hull wt	1028.6			
35	110.7	7.06	44.05	Wt w/o SS	2710.8			
36	180.3	11.49	55.54	Percent Hulls		23.41		
37	116.0	7.39	62.93	Percent Meats		76.59		
38	140.0	8.92	71.85			100		
39	109.0	6.95	78.80					
40	119.1	7.59	86.39					
41	78.1	4.98	91.37					
42	106.6	6.79	98.16					
44	17.8	1.13	99.30					
46	11.0	0.70	100.00					
48	0.0	0.00	100.00					
POD WT.	1569.0							



LOCATION 10 UPPT 2004 SIZE DISTRIBUTION CUMULATIVE WEIGHT PERCENT TABLE

GA012534

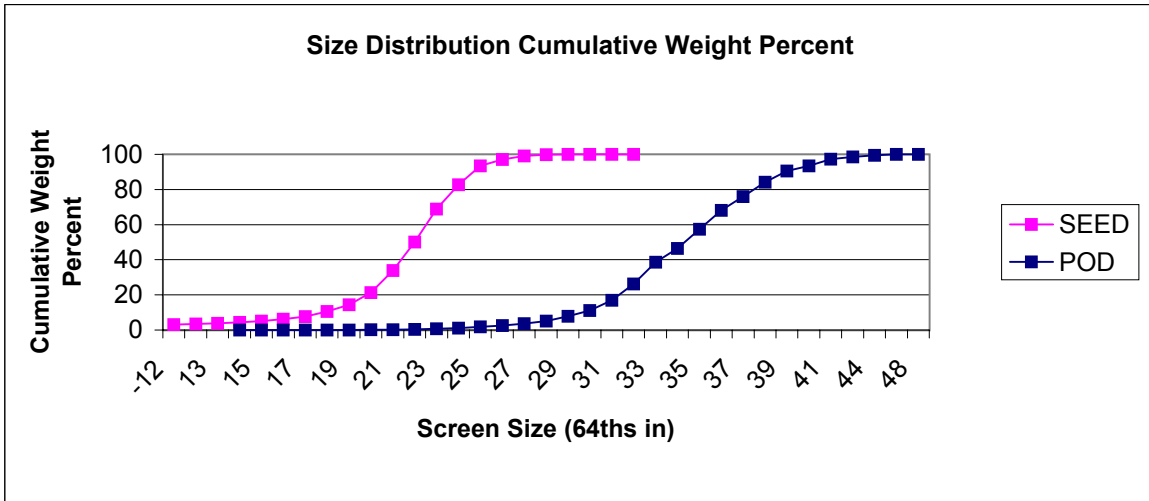
POD				SEED				
SCREEN SIZE	Weight	Wt %	Cum. Wt. %	SCREEN SIZE	Weight	Wt %	Wt % w/o SS	Cum. Wt %
				SS	919.5	22.84	---	---
				-12 & -20R	167.5	4.16	5.39	5.39
				12	6.0	0.15	0.19	5.59
				13	9.7	0.24	0.31	5.90
14	0.0	0.00	0.00	14	11.7	0.29	0.38	6.28
15	0.0	0.00	0.00	15	13.6	0.34	0.44	6.71
16	0.0	0.00	0.00	16	21.6	0.54	0.70	7.41
17	0.0	0.00	0.00	17	43.6	1.08	1.40	8.81
18	0.0	0.00	0.00	18	65.5	1.63	2.11	10.92
19	0.0	0.00	0.00	19	112.7	2.80	3.63	14.55
20	0.0	0.00	0.00	20	241.4	6.00	7.77	22.32
21	0.2	0.01	0.01	21	438.6	10.90	14.12	36.45
22	1.5	0.10	0.11	22	571.7	14.20	18.41	54.86
23	1.5	0.10	0.20	23	592.0	14.71	19.06	73.92
24	2.6	0.17	0.37	24	382.7	9.51	12.32	86.24
25	4.8	0.31	0.68	25	252.6	6.28	8.13	94.38
26	7.3	0.47	1.14	26	113.5	2.82	3.65	98.03
27	21.9	1.40	2.54	27	39.9	0.99	1.28	99.32
28	33.5	2.13	4.67	28	19.8	0.49	0.64	99.95
29	64.1	4.08	8.76	29	0.0	0.00	0.00	99.95
30	101.8	6.49	15.24	30	1.4	0.03	0.05	100.00
31	157.3	10.02	25.27	31	0.0	0.00	0.00	100.00
32	271.5	17.30	42.57	32	0.0	0.00	0.00	100.00
33	323.7	20.63	63.20	Total	4025.0	100	100	
34	231.7	14.77	77.96	Hull wt	1034.5			
35	167.3	10.66	88.62	Wt w/o SS	3105.5			
36	105.8	6.74	95.37	Percent Hulls		20.45		
37	34.9	2.22	97.59	Percent Meats		79.55		
38	12.4	0.79	98.38			100		
39	7.3	0.47	98.85					
40	8.9	0.57	99.41					
41	6.7	0.43	99.84					
42	2.5	0.16	100.00					
44	0.0	0.00	100.00					
46	0.0	0.00	100.00					
48	0.0	0.00	100.00					
POD WT.	1569.2							



LOCATION 10 UPPT 2004 SIZE DISTRIBUTION CUMULATIVE WEIGHT PERCENT TABLE

N00098ol

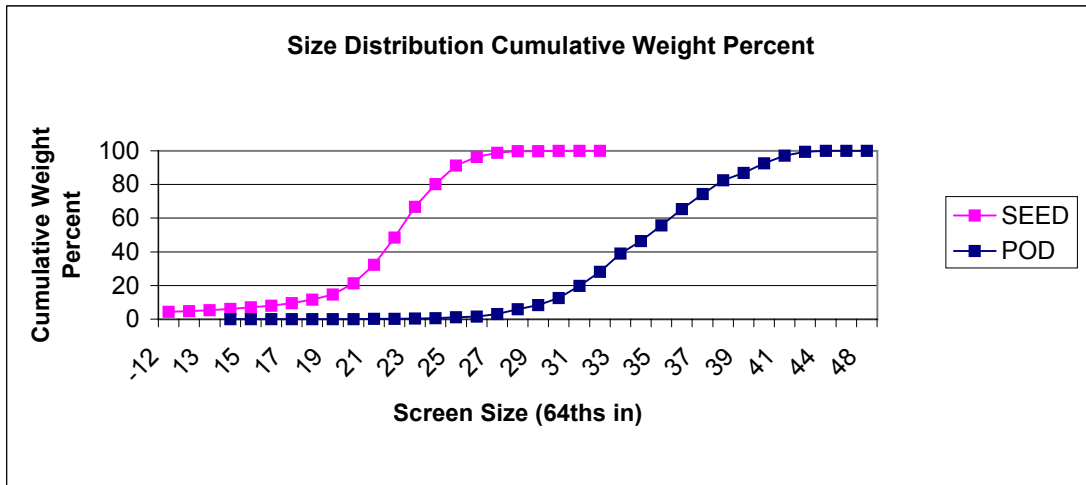
POD				SEED				
SCREEN SIZE	Weight	Wt %	Cum. Wt. %	SCREEN SIZE	Weight	Wt %	Wt % w/o SS	Cum. Wt %
				SS	495.5	14.73	---	---
				-12 & -20R	88.3	2.63	3.08	3.08
				12	9.3	0.28	0.32	3.40
				13	12.7	0.38	0.44	3.85
14	0.0	0.00	0.00	14	15.2	0.45	0.53	4.38
15	0.0	0.00	0.00	15	19.9	0.59	0.69	5.07
16	0.0	0.00	0.00	16	29.7	0.88	1.04	6.11
17	0.3	0.02	0.02	17	46.8	1.39	1.63	7.74
18	0.1	0.01	0.03	18	79.3	2.36	2.77	10.50
19	0.7	0.04	0.07	19	113.5	3.38	3.96	14.46
20	0.4	0.03	0.10	20	195.0	5.80	6.80	21.26
21	1.2	0.08	0.17	21	362.8	10.79	12.65	33.92
22	2.7	0.17	0.34	22	466.4	13.87	16.27	50.18
23	5.0	0.32	0.66	23	535.1	15.91	18.66	68.84
24	7.4	0.47	1.13	24	399.6	11.88	13.94	82.78
25	9.8	0.62	1.76	25	304.8	9.06	10.63	93.41
26	11.4	0.73	2.48	26	107.8	3.21	3.76	97.17
27	18.7	1.19	3.67	27	54.0	1.61	1.88	99.05
28	22.8	1.45	5.12	28	22.7	0.68	0.79	99.84
29	41.5	2.64	7.77	29	4.5	0.13	0.16	100.00
30	51.4	3.27	11.04	30	0.0	0.00	0.00	100.00
31	92.7	5.90	16.94	31	0.0	0.00	0.00	100.00
32	147.0	9.36	26.30	32	0.0	0.00	0.00	100.00
33	193.3	12.31	38.60	Total	3362.9	100	100	
34	123.8	7.88	46.49	Hull wt	1030.0			
35	172.2	10.96	57.45	Wt w/o SS	2867.4			
36	166.6	10.61	68.05	Percent Hulls		23.45		
37	124.7	7.94	75.99	Percent Meats		76.55		
38	129.0	8.21	84.21			100		
39	98.6	6.28	90.48					
40	45.8	2.92	93.40					
41	59.8	3.81	97.21					
42	20.3	1.29	98.50					
44	16.2	1.03	99.53					
46	7.4	0.47	100.00					
48	0.0	0.00	100.00					
POD WT.	1570.8							



LOCATION 10 UPPT 2004 SIZE DISTRIBUTION CUMULATIVE WEIGHT PERCENT TABLE

N01013T

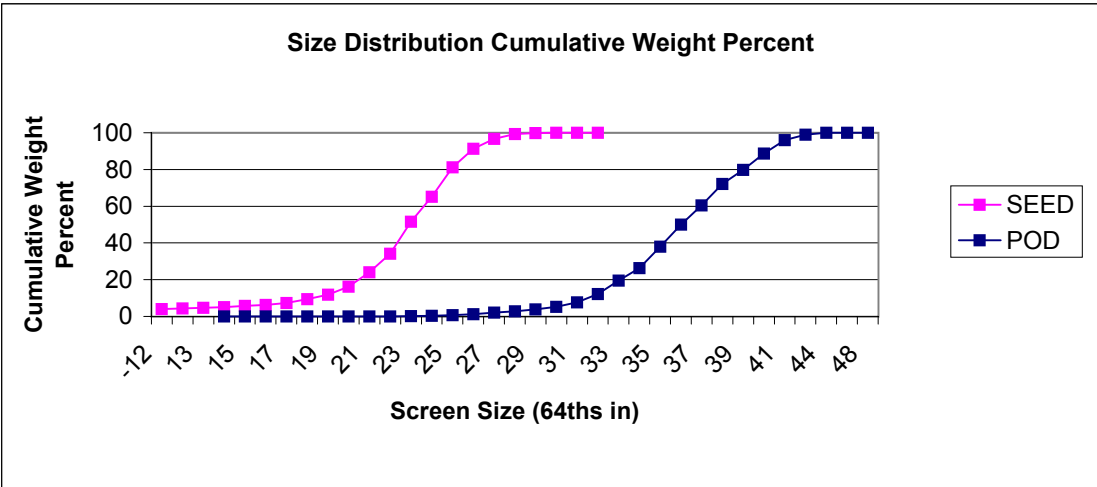
POD				SEED				
SCREEN SIZE	Weight	Wt %	Cum. Wt. %	SCREEN SIZE	Weight	Wt %	Wt % w/o SS	Cum. Wt %
				SS	695.9	18.04	---	---
				-12 & -20R	138.1	3.58	4.37	4.37
				12	14.8	0.38	0.47	4.84
				13	17.9	0.46	0.57	5.40
14	0.0	0.00	0.00	14	23.5	0.61	0.74	6.15
15	0.0	0.00	0.00	15	30.3	0.79	0.96	7.11
16	0.0	0.00	0.00	16	26.4	0.68	0.84	7.94
17	0.0	0.00	0.00	17	47.0	1.22	1.49	9.43
18	0.0	0.00	0.00	18	69.2	1.79	2.19	11.62
19	0.0	0.00	0.00	19	93.6	2.43	2.96	14.58
20	0.9	0.06	0.06	20	210.3	5.45	6.65	21.23
21	1.3	0.09	0.15	21	351.3	9.11	11.11	32.35
22	2.0	0.13	0.28	22	507.3	13.15	16.05	48.40
23	2.4	0.16	0.44	23	577.6	14.98	18.28	66.67
24	1.5	0.10	0.54	24	426.3	11.05	13.49	80.16
25	8.2	0.55	1.08	25	351.4	9.11	11.12	91.28
26	8.0	0.53	1.62	26	159.5	4.14	5.05	96.33
27	22.6	1.50	3.12	27	78.4	2.03	2.48	98.81
28	41.0	2.73	5.84	28	30.7	0.80	0.97	99.78
29	38.9	2.59	8.43	29	3.8	0.10	0.12	99.90
30	60.7	4.03	12.46	30	3.2	0.08	0.10	100.00
31	108.9	7.24	19.70	31	0.0	0.00	0.00	100.00
32	126.8	8.43	28.13	32	0.0	0.00	0.00	100.00
33	162.3	10.79	38.92	Total	3856.5	100	100	
34	112.1	7.45	46.37	Hull wt	1159.4			
35	140.3	9.33	55.69	Wt w/o SS	3160.6			
36	146.5	9.74	65.43	Percent Hulls		23.11		
37	133.3	8.86	74.29	Percent Meats		76.89		
38	122.5	8.14	82.43			100		
39	65.8	4.37	86.81					
40	86.0	5.72	92.52					
41	69.8	4.64	97.16					
42	33.9	2.25	99.42					
44	8.8	0.58	100.00					
46	0.0	0.00	100.00					
48	0.0	0.00	100.00					
POD WT.	1504.5							



LOCATION 10 UPPT 2004 SIZE DISTRIBUTION CUMULATIVE WEIGHT PERCENT TABLE

N02006

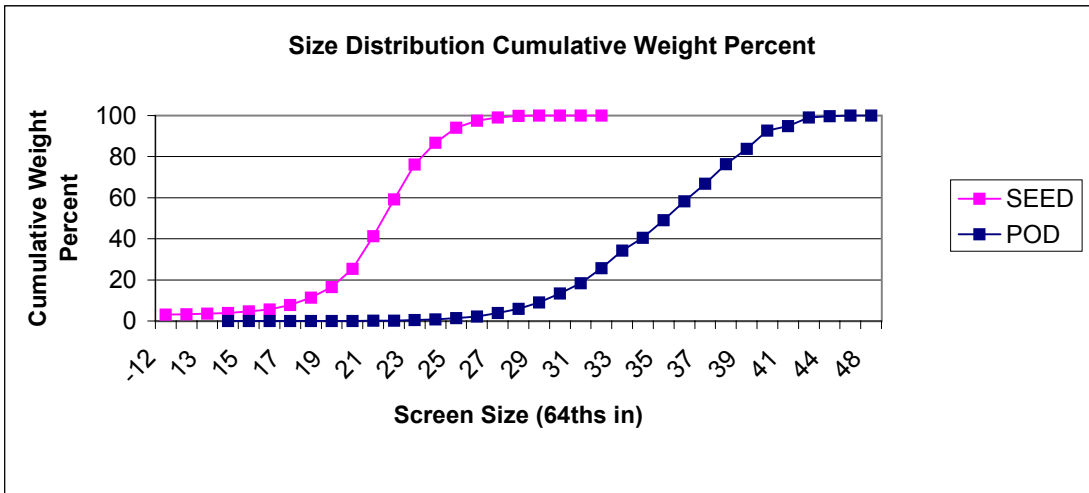
POD				SEED				
SCREEN SIZE	Weight	Wt %	Cum. Wt. %	SCREEN SIZE	Weight	Wt %	Wt % w/o SS	Cum. Wt %
				SS	737.4	17.95	---	---
				-12 & -20R	133.0	3.24	3.95	3.95
				12	12.4	0.30	0.37	4.31
				13	12.5	0.30	0.37	4.68
14	0.0	0.00	0.00	14	12.9	0.31	0.38	5.07
15	0.0	0.00	0.00	15	20.7	0.50	0.61	5.68
16	0.0	0.00	0.00	16	18.5	0.45	0.55	6.23
17	0.0	0.00	0.00	17	37.5	0.91	1.11	7.34
18	0.0	0.00	0.00	18	71.4	1.74	2.12	9.46
19	0.0	0.00	0.00	19	78.1	1.90	2.32	11.78
20	0.0	0.00	0.00	20	152.0	3.70	4.51	16.29
21	0.4	0.03	0.03	21	260.2	6.33	7.72	24.00
22	0.6	0.04	0.07	22	339.9	8.27	10.08	34.09
23	1.5	0.10	0.16	23	591.6	14.40	17.55	51.64
24	3.3	0.22	0.38	24	458.6	11.16	13.60	65.24
25	4.5	0.29	0.67	25	540.1	13.15	16.02	81.26
26	8.6	0.56	1.23	26	337.7	8.22	10.02	91.28
27	11.8	0.77	2.00	27	183.2	4.46	5.43	96.72
28	11.0	0.72	2.72	28	86.5	2.11	2.57	99.28
29	16.7	1.09	3.81	29	16.1	0.39	0.48	99.76
30	20.5	1.34	5.15	30	5.3	0.13	0.16	99.92
31	38.1	2.49	7.64	31	2.8	0.07	0.08	100.00
32	70.0	4.57	12.21	32	0.0	0.00	0.00	100.00
33	111.5	7.28	19.49	Total	4108.4	100	100	
34	104.0	6.79	26.28	Hull wt	1235.9			
35	180.3	11.77	38.05	Wt w/o SS	3371.0			
36	183.9	12.01	50.05	Percent Hulls		23.13		
37	159.3	10.40	60.45	Percent Meats		76.87		
38	177.5	11.59	72.04			100		
39	117.8	7.69	79.73					
40	137.7	8.99	88.72					
41	112.2	7.32	96.04					
42	44.1	2.88	98.92					
44	16.5	1.08	100.00					
46	0.0	0.00	100.00					
48	0.0	0.00	100.00					
POD WT.	1531.8							



LOCATION 10 UPPT 2004 SIZE DISTRIBUTION CUMULATIVE WEIGHT PERCENT TABLE

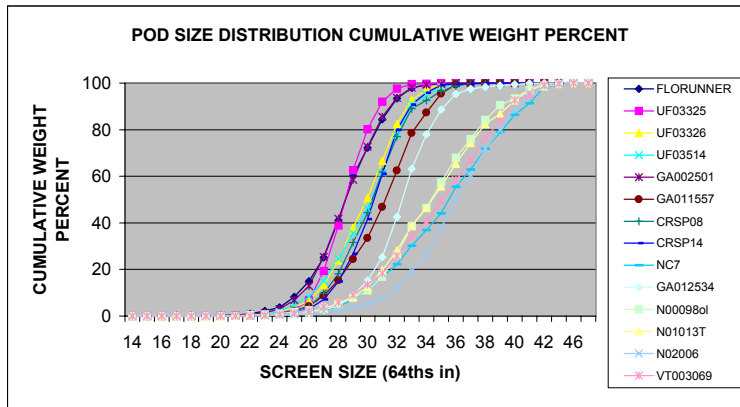
VT003069

POD				SEED				
SCREEN SIZE	Weight	Wt %	Cum. Wt. %	SCREEN SIZE	Weight	Wt %	Wt % w/o SS	Cum. Wt %
				SS	495.2	13.18	---	---
				-12 & -20R	99.1	2.64	3.04	3.04
				12	8.0	0.21	0.25	3.28
				13	11.1	0.30	0.34	3.62
14	0.0	0.00	0.00	14	11.3	0.30	0.35	3.97
15	0.0	0.00	0.00	15	21.3	0.57	0.65	4.62
16	0.0	0.00	0.00	16	34.1	0.91	1.05	5.67
17	0.0	0.00	0.00	17	70.6	1.88	2.16	7.83
18	0.0	0.00	0.00	18	115.6	3.08	3.54	11.38
19	0.0	0.00	0.00	19	168.0	4.47	5.15	16.53
20	0.9	0.06	0.06	20	290.9	7.74	8.92	25.44
21	0.5	0.03	0.09	21	514.5	13.69	15.77	41.21
22	0.5	0.03	0.13	22	585.7	15.59	17.95	59.17
23	4.3	0.28	0.41	23	554.7	14.76	17.00	76.17
24	5.3	0.35	0.76	24	346.2	9.21	10.61	86.78
25	8.9	0.59	1.35	25	240.1	6.39	7.36	94.15
26	13.5	0.89	2.24	26	110.3	2.94	3.38	97.53
27	26.0	1.72	3.97	27	51.5	1.37	1.58	99.10
28	28.7	1.90	5.87	28	22.3	0.59	0.68	99.79
29	47.9	3.17	9.04	29	5.6	0.15	0.17	99.96
30	66.0	4.37	13.41	30	1.3	0.03	0.04	100.00
31	74.6	4.94	18.35	31	0.0	0.00	0.00	100.00
32	112.0	7.42	25.76	32	0.0	0.00	0.00	100.00
33	128.8	8.53	34.29	Total	3757.4	100	100	
34	93.5	6.19	40.48	Hull wt	967.0			
35	130.8	8.66	49.14	Wt w/o SS	3262.2			
36	138.7	9.18	58.33	Percent Hulls		20.47		
37	128.7	8.52	66.85	Percent Meats		79.53		
38	142.0	9.40	76.25			100		
39	114.7	7.59	83.84					
40	134.4	8.90	92.74					
41	32.7	2.17	94.91					
42	62.6	4.14	99.05					
44	10.6	0.70	99.76					
46	3.7	0.24	100.00					
48	0.0	0.00	100.00					
POD WT.	1510.3							



LOCATION 10 UPPT 2004 POD SIZE DISTRIBUTION CUMULATIVE WEIGHT PERCENT TABLE

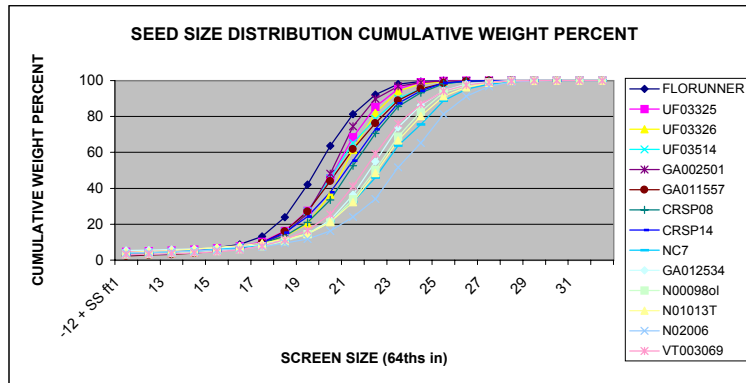
SCREEN SIZE	ENTRY NUMBER													
	FLORUNNER	UF03325	UF03326	UF03514	GA002501	GA011557	CRSP08	CRSP14	NC7	GA012534	N00098ol	N01013T	N02006	VT003069
14	0.01	0.00	0.00	0.00	0.00	0.00	0.00	0.00	0.00	0.00	0.00	0.00	0.00	0.00
15	0.02	0.00	0.00	0.00	0.00	0.00	0.00	0.00	0.00	0.00	0.00	0.00	0.00	0.00
16	0.04	0.01	0.00	0.00	0.00	0.00	0.00	0.00	0.00	0.00	0.00	0.00	0.00	0.00
17	0.08	0.06	0.01	0.00	0.00	0.00	0.00	0.00	0.00	0.00	0.02	0.00	0.00	0.00
18	0.12	0.06	0.02	0.00	0.00	0.00	0.01	0.00	0.04	0.00	0.03	0.00	0.00	0.00
19	0.18	0.11	0.06	0.00	0.02	0.02	0.01	0.00	0.05	0.00	0.07	0.00	0.00	0.00
20	0.23	0.11	0.06	0.05	0.12	0.05	0.03	0.02	0.08	0.00	0.10	0.06	0.00	0.06
21	0.45	0.14	0.22	0.19	0.36	0.22	0.08	0.05	0.17	0.01	0.17	0.15	0.03	0.09
22	1.02	0.28	0.58	0.49	0.63	0.41	0.18	0.11	0.28	0.11	0.34	0.28	0.07	0.13
23	2.14	0.72	1.27	0.99	1.37	0.61	0.51	0.40	0.66	0.20	0.66	0.44	0.16	0.41
24	3.66	1.47	1.82	1.88	3.03	0.93	1.03	0.82	0.91	0.37	1.13	0.54	0.38	0.76
25	8.27	2.64	3.72	4.90	6.93	2.26	2.40	1.76	1.23	0.68	1.76	1.08	0.67	1.35
26	14.98	6.70	6.39	8.33	12.97	4.31	4.09	3.08	1.67	1.14	2.48	1.62	1.23	2.24
27	25.16	19.40	13.34	14.99	25.41	8.83	9.80	7.18	2.48	2.54	3.67	3.12	2.00	3.97
28	41.07	38.93	23.93	24.52	41.78	15.36	18.14	14.81	4.14	4.67	5.12	5.84	2.72	5.87
29	60.16	62.61	37.86	35.59	58.58	24.46	31.60	26.77	7.21	8.76	7.77	8.43	3.81	9.04
30	72.30	80.16	50.63	45.97	72.73	33.58	44.36	41.58	11.63	15.24	11.04	12.46	5.15	13.41
31	84.45	92.08	66.58	61.47	85.53	46.89	61.78	60.99	16.43	25.27	16.94	19.70	7.64	18.35
32	93.39	97.68	82.40	77.75	93.73	62.53	77.08	79.90	22.19	42.57	26.30	28.13	12.21	25.76
33	97.95	99.53	92.87	90.89	98.12	78.53	88.97	90.80	30.22	63.20	38.60	38.92	19.49	34.29
34	99.19	99.66	97.12	94.89	99.25	87.42	92.53	95.93	36.99	77.96	46.49	46.37	26.28	40.48
35	99.91	100.00	99.47	98.18	99.61	95.51	96.60	99.24	44.05	88.62	57.45	55.69	38.05	49.14
36	100.00	100.00	99.85	99.54	100.00	99.45	98.80	99.61	55.54	95.37	68.05	65.43	50.05	58.33
37	100.00	100.00	100.00	99.77	100.00	99.88	99.84	99.69	62.93	97.59	75.99	74.29	60.45	66.85
38	100.00	100.00	100.00	100.00	100.00	100.00	99.84	99.82	71.85	98.38	84.21	82.43	72.04	76.25
39	100.00	100.00	100.00	100.00	100.00	100.00	100.00	100.00	78.80	98.85	90.48	86.81	79.73	83.84
40	100.00	100.00	100.00	100.00	100.00	100.00	100.00	100.00	86.39	99.41	93.40	92.52	88.72	92.74
41	100.00	100.00	100.00	100.00	100.00	100.00	100.00	100.00	91.37	99.84	97.21	97.16	96.04	94.91
42	100.00	100.00	100.00	100.00	100.00	100.00	100.00	100.00	98.16	100.00	98.50	99.42	98.92	99.05
44	100.00	100.00	100.00	100.00	100.00	100.00	100.00	100.00	99.30	100.00	99.53	100.00	100.00	99.76
46	100.00	100.00	100.00	100.00	100.00	100.00	100.00	100.00	100.00	100.00	100.00	100.00	100.00	100.00
48	100.00	100.00	100.00	100.00	100.00	100.00	100.00	100.00	100.00	100.00	100.00	100.00	100.00	100.00



LOCATION 10 UPPT 2004 SEED SIZE DISTRIBUTION CUMULATIVE WEIGHT PERCENT TABLE

SCREEN SIZE	ENTRY NUMBER													
	FLORUNNER	UF03325	UF03326	UF03514	GA002501	GA011557	CRSP08	CRSP14	NC7	GA012534	N000980l	N01013T	N02006	VT003069
-12 + SS ft1	3.72	4.56	3.00	3.88	3.09	2.36	3.06	2.98	3.91	5.39	3.08	4.37	3.95	3.04
12	4.16	4.92	3.32	4.17	3.31	2.78	3.33	3.26	4.27	5.59	3.40	4.84	4.31	3.28
13	4.75	5.41	3.72	4.56	3.72	3.29	3.79	3.67	4.77	5.90	3.85	5.40	4.68	3.62
14	5.50	5.86	4.33	5.06	4.21	3.95	4.26	4.21	5.27	6.28	4.38	6.15	5.07	3.97
15	6.93	6.62	5.28	5.95	5.01	4.96	5.17	5.24	5.82	6.71	5.07	7.11	5.68	4.62
16	8.78	7.69	6.42	7.11	6.44	6.42	6.74	6.61	6.92	7.41	6.11	7.94	6.23	5.67
17	13.25	10.24	8.85	9.35	9.27	9.64	9.50	9.81	8.40	8.81	7.74	9.43	7.34	7.83
18	23.80	16.17	13.22	15.49	14.85	16.13	13.42	15.25	11.22	10.92	10.50	11.62	9.46	11.38
19	42.09	27.40	20.28	27.18	25.95	27.16	21.07	24.23	14.61	14.55	14.46	14.58	11.78	16.53
20	63.59	45.69	36.56	45.69	48.07	44.04	33.54	37.85	21.74	22.32	21.26	21.23	16.29	25.44
21	81.23	68.44	61.50	65.30	74.45	61.82	52.62	55.50	32.53	36.45	33.92	32.35	24.00	41.21
22	92.16	85.38	82.07	78.66	89.90	76.36	70.59	72.98	46.05	54.86	50.18	48.40	34.09	59.17
23	98.01	95.43	94.04	90.07	96.78	88.87	85.49	87.26	63.75	73.92	68.84	66.67	51.64	76.17
24	99.44	99.11	98.18	95.29	98.94	95.33	93.30	94.37	75.56	86.24	82.78	80.16	65.24	86.78
25	99.94	99.83	99.52	98.29	99.74	98.61	98.13	98.70	88.76	94.38	93.41	91.28	81.26	94.15
26	100.00	100.00	99.87	99.61	99.91	99.72	99.63	99.66	95.27	98.03	97.17	96.33	91.28	97.53
27	100.00	100.00	99.97	99.89	100.00	100.00	99.92	100.00	98.02	99.32	99.05	98.81	96.72	99.10
28	100.00	100.00	100.00	99.97	100.00	100.00	100.00	100.00	99.22	99.95	99.84	99.78	99.28	99.79
29	100.00	100.00	100.00	100.00	100.00	100.00	100.00	100.00	99.93	99.95	100.00	99.90	99.76	99.96
30	100.00	100.00	100.00	100.00	100.00	100.00	100.00	100.00	100.00	100.00	100.00	100.00	99.92	100.00
31	100.00	100.00	100.00	100.00	100.00	100.00	100.00	100.00	100.00	100.00	100.00	100.00	100.00	100.00
32	100.00	100.00	100.00	100.00	100.00	100.00	100.00	100.00	100.00	100.00	100.00	100.00	100.00	100.00

1 SS ft IS -17R, -20R, OR -16R FOR RUNNER, VIRGINIA OR SPANISH MARKET TYPES, RESPECTIVELY



LOCATION 10 UPPT 2004 SEED COUNT/POUND TABLE

FLORUNNER

Weight of 100 seed

	Wt (g)	Wt of 1 seed	Count/lb
Jumbo	66.3	0.663	684
Medium	53.2	0.532	853
Number 1	36.8	0.368	1233
Splits	24.0	0.240	1890

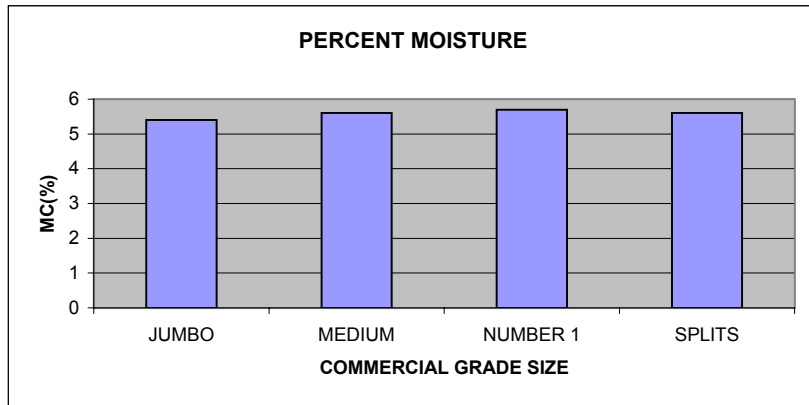
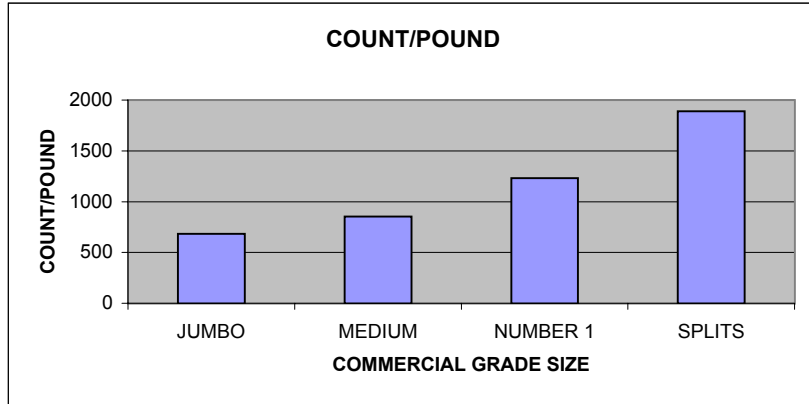
LOCATION 10 SEED MOISTURE CONTENT TABLE

FLORUNNER

GAC 2000 Percent Moisture & Density

	MC*	kg/hl
Jumbo	5.4	58.9
Medium	5.6	61.3
Number 1	5.7	NA
Splits	5.6	57.5

* NA INDICATES THAT THERE WAS NOT ENOUGH MATERIAL FOR THE GAC 2000 TO READ



LOCATION 10 UPPT 2004 SEED COUNT/POUND TABLE

UF03325

Weight of 100 seed

	Wt (g)	Wt of 1 seed	Count/lb
Jumbo	70.0	0.700	648
Medium	60.2	0.602	753
Number 1	41.9	0.419	1083
Splits	24.5	0.245	1851

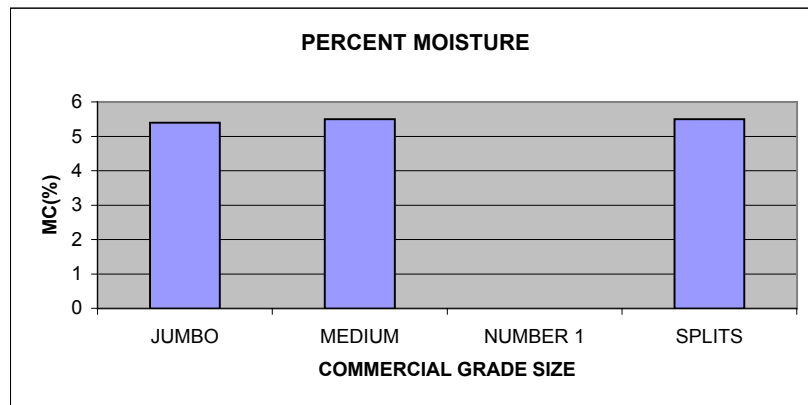
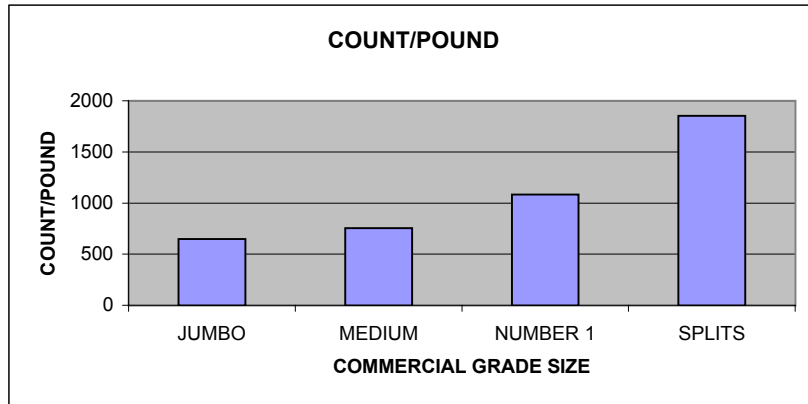
LOCATION 10 SEED MOISTURE CONTENT TABLE

UF03325

GAC 2000 Percent Moisture & Density

	MC*	kg/hl
Jumbo	5.4	59.2
Medium	5.5	59.8
Number 1	NA	NA
Splits	5.5	55.4

* NA INDICATES THAT THERE WAS NOT ENOUGH MATERIAL FOR THE GAC 2000 TO READ



LOCATION 10 UPPT 2004 SEED COUNT/POUND TABLE

UF03326

Weight of 100 seed

	Wt (g)	Wt of 1 seed	Count/lb
Jumbo	77.5	0.775	585
Medium	58.8	0.588	771
Number 1	37.7	0.377	1203
Splits	27.7	0.277	1638

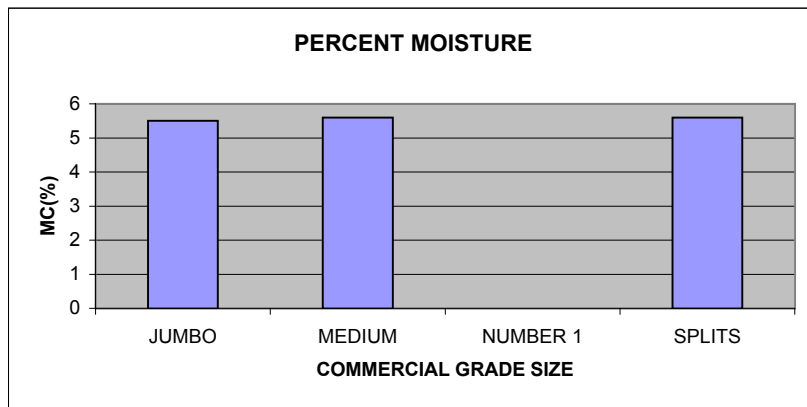
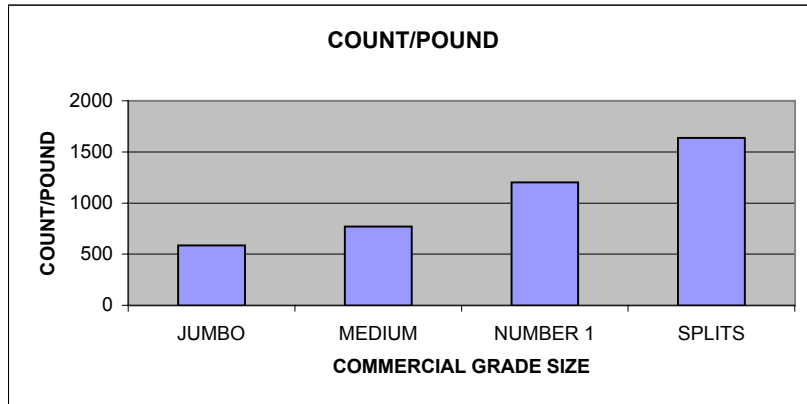
LOCATION 10 SEED MOISTURE CONTENT TABLE

UF03326

GAC 2000 Percent Moisture & Density

	MC*	kg/hl
Jumbo	5.5	58.6
Medium	5.6	59.9
Number 1	NA	NA
Splits	5.6	57.4

* NA INDICATES THAT THERE WAS NOT ENOUGH MATERIAL FOR THE GAC 2000 TO READ



LOCATION 10 UPPT 2004 SEED COUNT/POUND TABLE

UF03514

Weight of 100 seed

	Wt (g)	Wt of 1 seed	Count/lb
Jumbo	67.0	0.670	677
Medium	51.2	0.512	886
Number 1	36.5	0.365	1243
Splits	25.4	0.254	1786

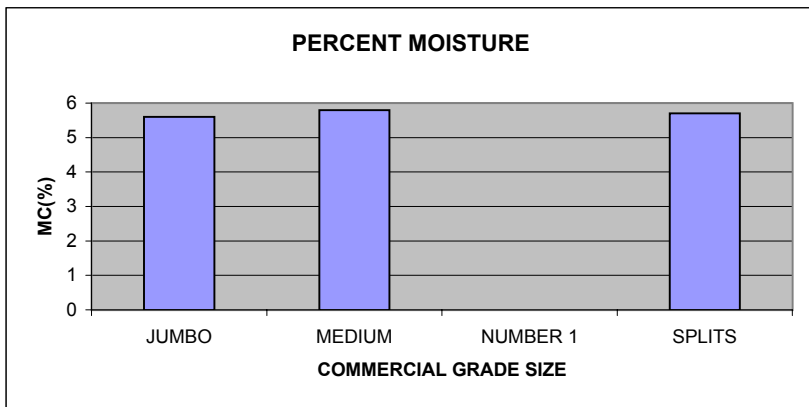
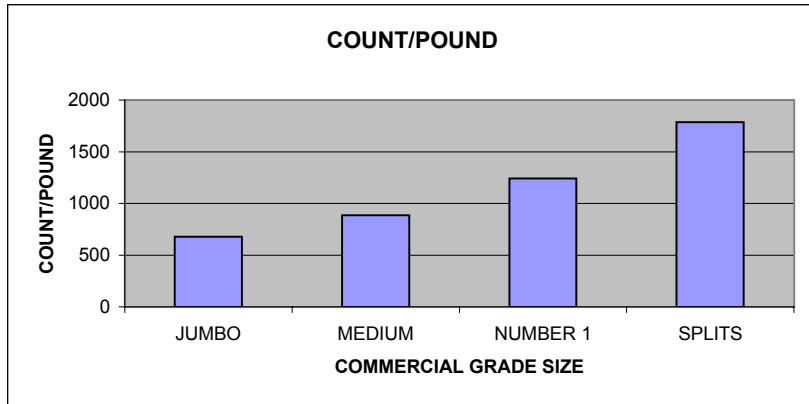
LOCATION 10 SEED MOISTURE CONTENT TABLE

UF03514

GAC 2000 Percent Moisture & Density

	MC*	kg/hl
Jumbo	5.6	57.4
Medium	5.8	60.0
Number 1	NA	NA
Splits	5.7	54.2

* NA INDICATES THAT THERE WAS NOT ENOUGH MATERIAL FOR THE GAC 2000 TO READ



LOCATION 10 UPPT 2004 SEED COUNT/POUND TABLE

GA002501

Weight of 100 seed

	Wt (g)	Wt of 1 seed	Count/lb
Jumbo	66.7	0.667	680
Medium	53.8	0.538	843
Number 1	35.4	0.354	1281
Splits	25.8	0.258	1758

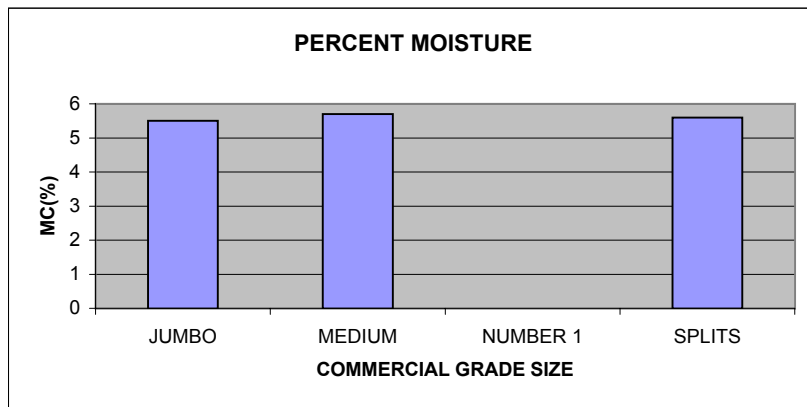
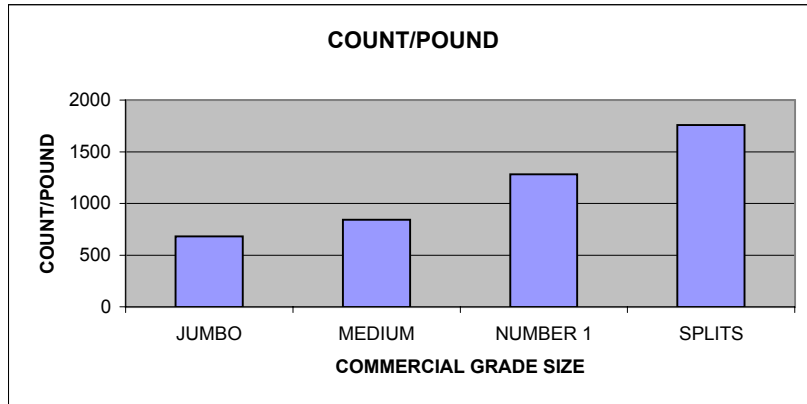
LOCATION 10 SEED MOISTURE CONTENT TABLE

GA002501

GAC 2000 Percent Moisture & Density

	MC*	kg/hl
Jumbo	5.5	57.0
Medium	5.7	59.2
Number 1	NA	NA
Splits	5.6	55.7

* NA INDICATES THAT THERE WAS NOT ENOUGH MATERIAL FOR THE GAC 2000 TO READ



LOCATION 10 UPPT 2004 SEED COUNT/POUND TABLE

GA011557

Weight of 100 seed

	Wt (g)	Wt of 1 seed	Count/lb
Jumbo	72.5	0.725	626
Medium	56.3	0.563	806
Number 1	39.3	0.393	1154
Splits	28.6	0.286	1586

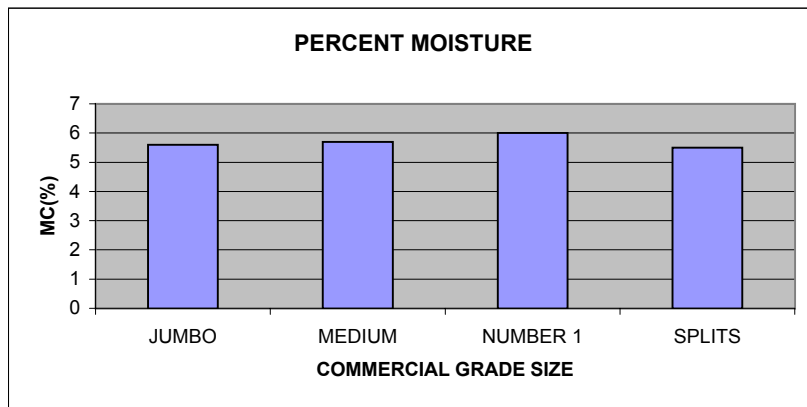
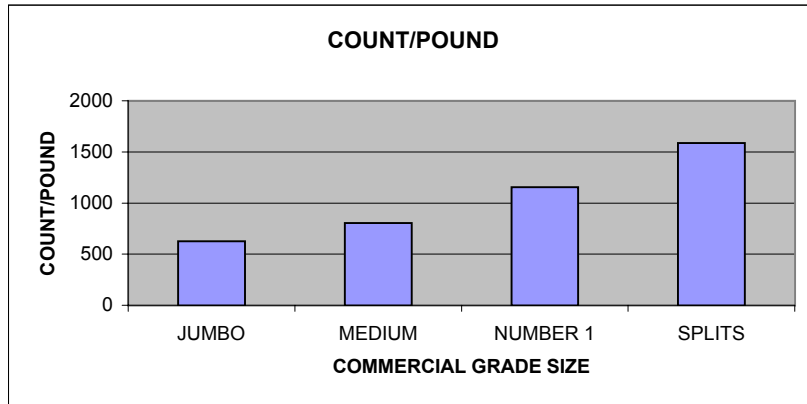
LOCATION 10 SEED MOISTURE CONTENT TABLE

GA011557

GAC 2000 Percent Moisture & Density

	MC*	kg/hl
Jumbo	5.6	58.7
Medium	5.7	61.5
Number 1	6.0	NA
Splits	5.5	56.3

* NA INDICATES THAT THERE WAS NOT ENOUGH MATERIAL FOR THE GAC 2000 TO READ



LOCATION 10 UPPT 2004 SEED COUNT/POUND TABLE

CRSP08

Weight of 100 seed

	Wt (g)	Wt of 1 seed	Count/lb
Jumbo	67.5	0.675	672
Medium	52.4	0.524	866
Number 1	36.4	0.364	1246
Splits	28.9	0.289	1570

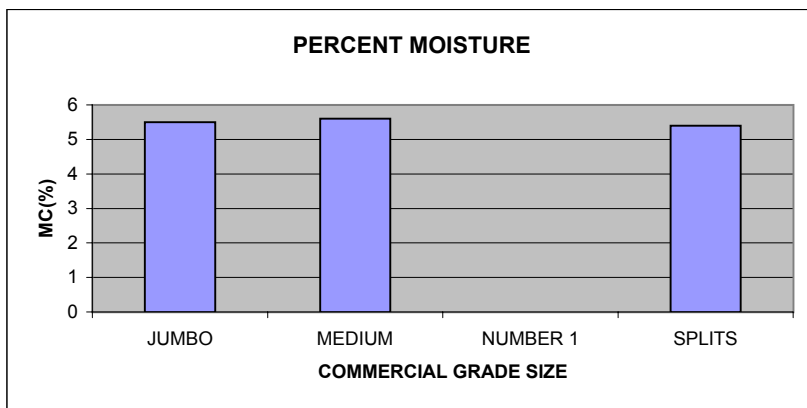
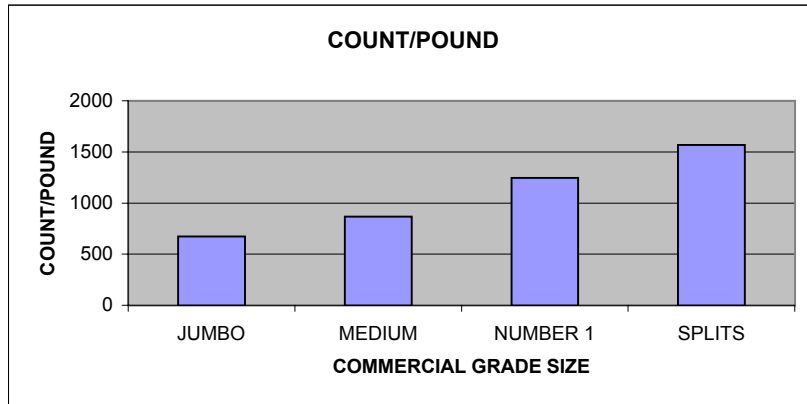
LOCATION 10 SEED MOISTURE CONTENT TABLE

CRSP08

GAC 2000 Percent Moisture & Density

	MC*	kg/hl
Jumbo	5.5	59.5
Medium	5.6	61.0
Number 1	NA	NA
Splits	5.4	55.4

* NA INDICATES THAT THERE WAS NOT ENOUGH MATERIAL FOR THE GAC 2000 TO READ



LOCATION 10 UPPT 2004 SEED COUNT/POUND TABLE

CRSP14

Weight of 100 seed

	Wt (g)	Wt of 1 seed	Count/lb
Jumbo	70.6	0.706	642
Medium	51.1	0.511	888
Number 1	36.4	0.364	1246
Splits	27.1	0.271	1674

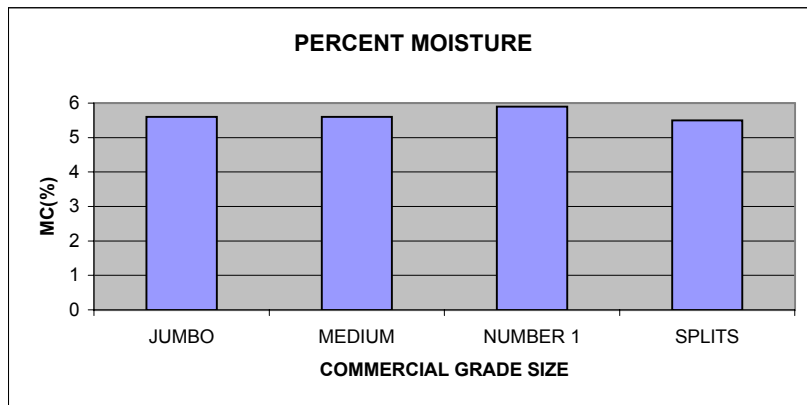
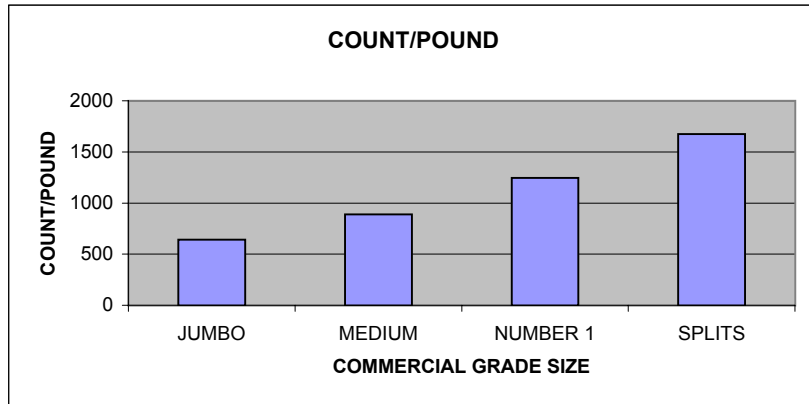
LOCATION 10 SEED MOISTURE CONTENT TABLE

CRSP14

GAC 2000 Percent Moisture & Density

	MC*	kg/hl
Jumbo	5.6	57.2
Medium	5.6	60.1
Number 1	5.9	NA
Splits	5.5	55.4

* NA INDICATES THAT THERE WAS NOT ENOUGH MATERIAL FOR THE GAC 2000 TO READ



LOCATION 10 UPPT 2004 SEED COUNT/POUND TABLE

NC7

Weight of 100 seed

	Wt (g)	Wt of 1 seed	Count/lb
ELK	91.4	0.914	496
Medium	52.9	0.529	857
Number 1	36.4	0.364	1246
Splits	42.8	0.428	1060

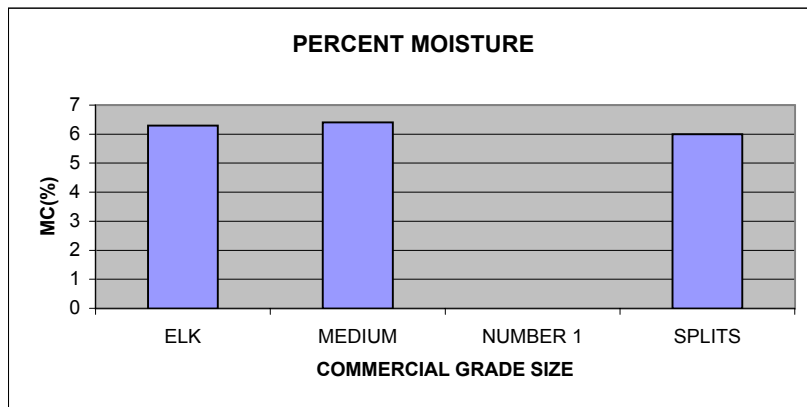
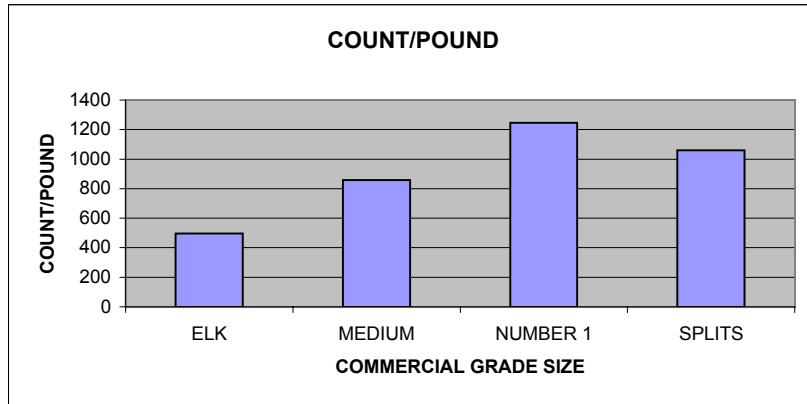
LOCATION 10 SEED MOISTURE CONTENT TABLE

NC7

GAC 2000 Percent Moisture & Density

	MC*	kg/hl
ELK	6.3	58.0
Medium	6.4	NA
Number 1	NA	NA
Splits	6.0	55.7

* NA INDICATES THAT THERE WAS NOT ENOUGH MATERIAL FOR THE GAC 2000 TO READ



LOCATION 10 UPPT 2004 SEED COUNT/POUND TABLE

GA012534

Weight of 100 seed

	Wt (g)	Wt of 1 seed	Count/lb
ELK	82.0	0.820	553
Medium	53.1	0.531	854
Number 1	36.1	0.361	1257
Splits	36.7	0.367	1236

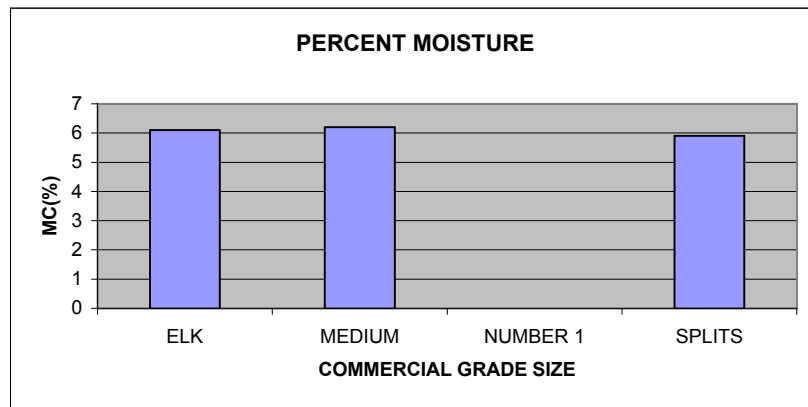
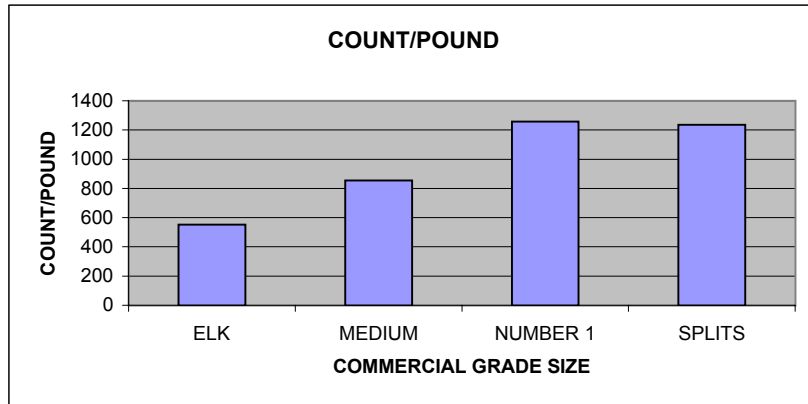
LOCATION 10 SEED MOISTURE CONTENT TABLE

GA012534

GAC 2000 Percent Moisture & Density

	MC*	kg/hl
ELK	6.1	57.9
Medium	6.2	NA
Number 1	NA	NA
Splits	5.9	55.1

* NA INDICATES THAT THERE WAS NOT ENOUGH MATERIAL FOR THE GAC 2000 TO READ



LOCATION 10 UPPT 2004 SEED COUNT/POUND TABLE

N00098ol

Weight of 100 seed

	Wt (g)	Wt of 1 seed	Count/lb
ELK	106.0	1.060	428
Medium	64.4	0.644	704
Number 1	41.2	0.412	1101
Splits	46.3	0.463	980

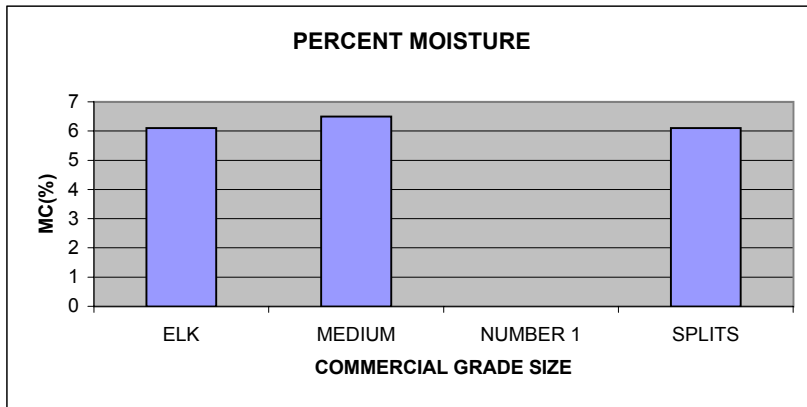
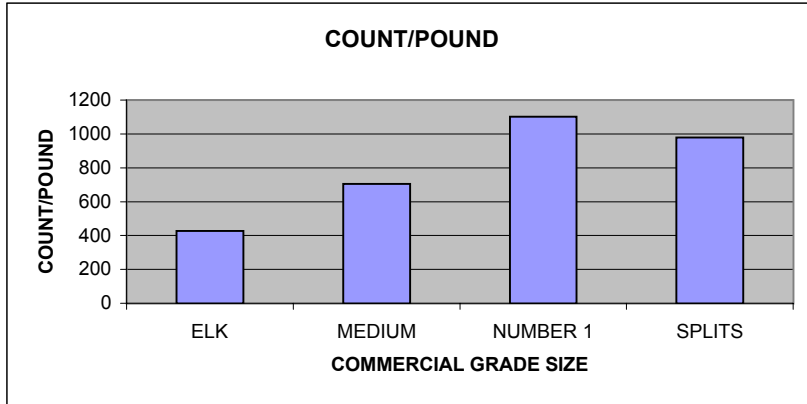
LOCATION 10 SEED MOISTURE CONTENT TABLE

N00098ol

GAC 2000 Percent Moisture & Density

	MC*	kg/hl
ELK	6.1	58.3
Medium	6.5	NA
Number 1	NA	NA
Splits	6.1	56.2

* NA INDICATES THAT THERE WAS NOT ENOUGH MATERIAL FOR THE GAC 2000 TO READ



LOCATION 10 UPPT 2004 SEED COUNT/POUND TABLE

N01013T

Weight of 100 seed

	Wt (g)	Wt of 1 seed	Count/lb
ELK	92.5	0.925	490
Medium	56.6	0.566	801
Number 1	35.0	0.350	1296
Splits	41.7	0.417	1088

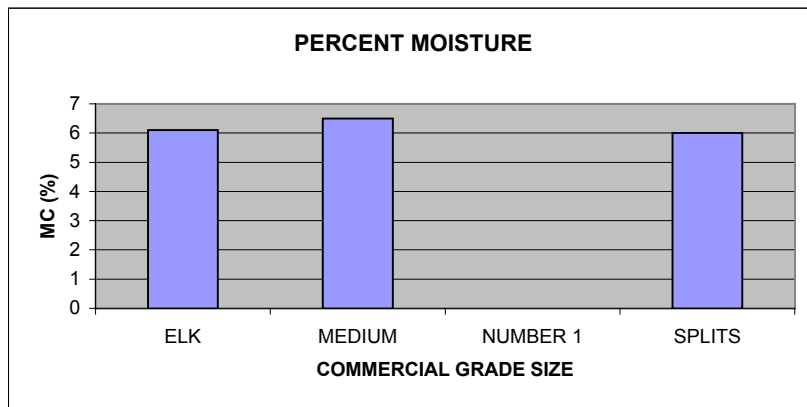
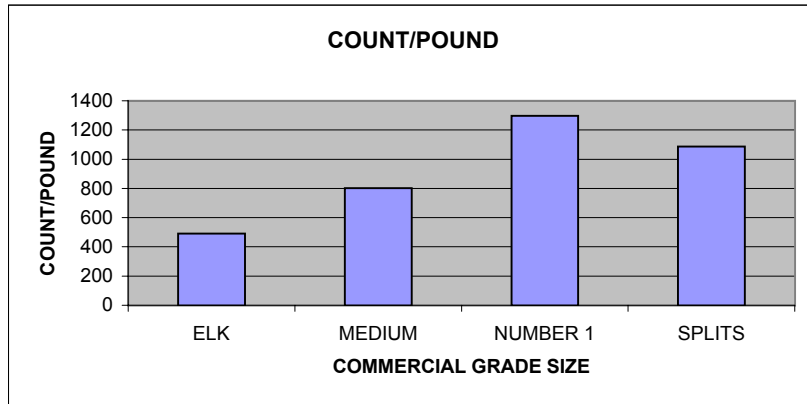
LOCATION 10 SEED MOISTURE CONTENT TABLE

N01013T

GAC 2000 Percent Moisture & Density

	MC*	kg/hl
ELK	6.1	58.0
Medium	6.5	NA
Number 1	NA	NA
Splits	6.0	55.6

* NA INDICATES THAT THERE WAS NOT ENOUGH MATERIAL FOR THE GAC 2000 TO READ



LOCATION 10 UPPT 2004 SEED COUNT/POUND TABLE

N02006

Weight of 100 seed

	Wt (g)	Wt of 1 seed	Count/lb
ELK	100.1	1.001	453
Medium	54.8	0.548	828
Number 1	36.5	0.365	1243
Splits	42.3	0.423	1072

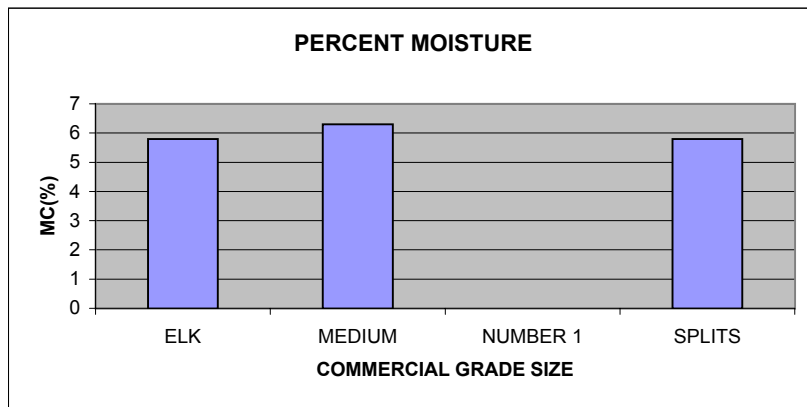
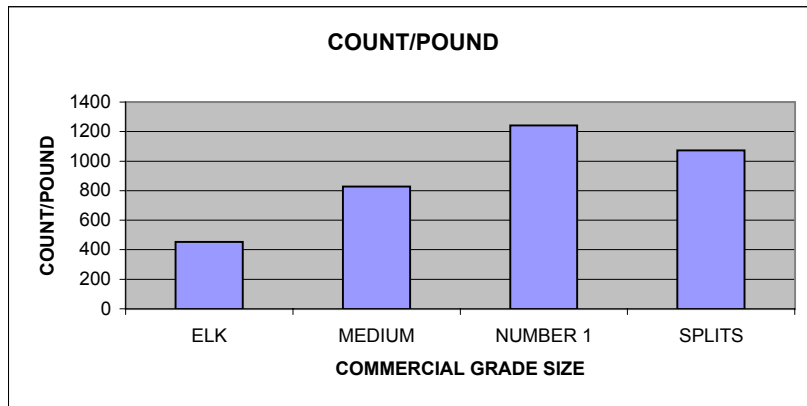
LOCATION 10 SEED MOISTURE CONTENT TABLE

N02006

GAC 2000 Percent Moisture & Density

	MC*	kg/hl
ELK	5.8	59.3
Medium	6.3	NA
Number 1	NA	NA
Splits	5.8	55.2

* NA INDICATES THAT THERE WAS NOT ENOUGH MATERIAL FOR THE GAC 2000 TO READ



LOCATION 10 UPPT 2004 SEED COUNT/POUND TABLE

VT003069

Weight of 100 seed

	Wt (g)	Wt of 1 seed	Count/lb
ELK	100.9	1.009	450
Medium	61.6	0.616	736
Number 1	44.2	0.442	1026
Splits	43.2	0.432	1050

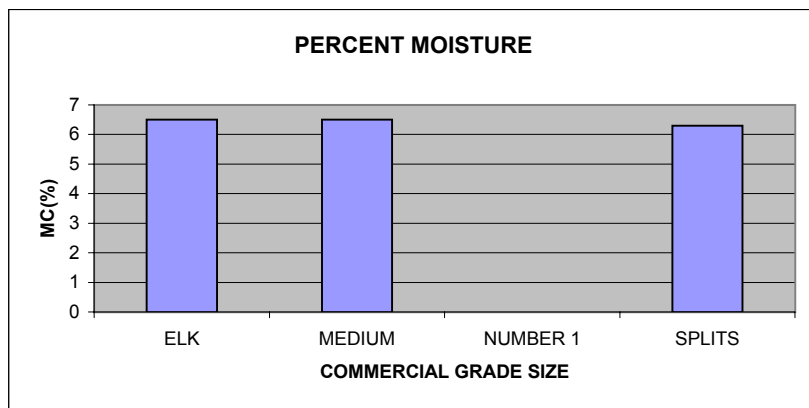
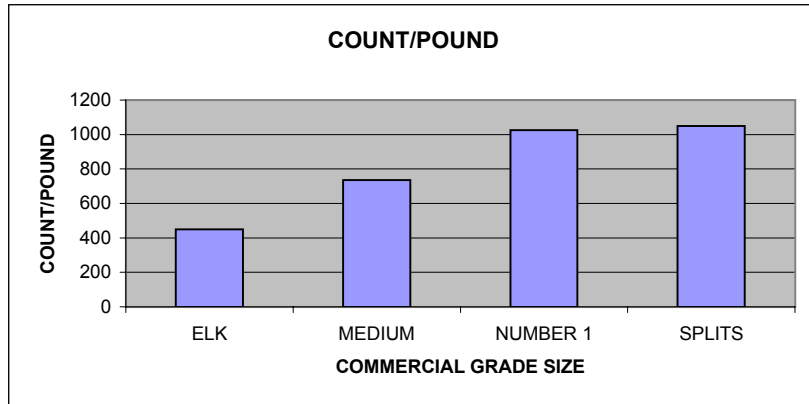
LOCATION 10 SEED MOISTURE CONTENT TABLE

VT003069

GAC 2000 Percent Moisture & Density

	MC*	kg/hl
ELK	6.5	55.4
Medium	6.5	59.2
Number 1	NA	NA
Splits	6.3	54.0

* NA INDICATES THAT THERE WAS NOT ENOUGH MATERIAL FOR THE GAC 2000 TO READ



LOCATION 10 UPPT 2004 SHELLING DATA

VARIETY: FLORUNNER DATE: NOV. 15, 2004

STAGE	GRATE		WEIGHT	TIME
1st	28	initial	4430.2	119 sec.
		grams shelled / min	1471.6	
2nd	25	unshelled	1511.5	94 sec.
		grams shelled / min	650.5	
3rd	22	unshelled	492.4	81 sec.
		grams shelled / min	303.3	
4th	19	unshelled	82.9	22 sec.
		grams shelled / min	210.5	
5th	16	unshelled	5.7	3 sec.
		grams shelled / min	114.0	
6th		unshelled		
		grams shelled / min		
Final grams unshelled			0.0	
Total grams shelled			4430.2	5.32 min.
Total grams shelled / min			833.3	
HULLS			892.1	

VARIETY: UF03325 DATE: NOV. 15, 2004

STAGE	GRATE		WEIGHT	TIME
1st	28	initial	4980.6	127 sec.
		grams shelled / min	1484.5	
2nd	25	unshelled	1838.5	122 sec.
		grams shelled / min	653.9	
3rd	22	unshelled	508.9	100 sec.
		grams shelled / min	275.7	
4th	19	unshelled	49.4	15 sec.
		grams shelled / min	192.8	
5th		unshelled		
		grams shelled / min		
6th		unshelled		
		grams shelled / min		
Final grams unshelled			1.2	
Total grams shelled			4980.6	6.07 min.
Total grams shelled / min			821.0	
HULLS			1015.0	

VARIETY: UF03326 DATE: NOV. 15, 2004

STAGE	GRATE		WEIGHT	TIME
1st	28	initial	4719.5	142 sec.
		grams shelled / min	1538.9	
2nd	25	unshelled	1077.4	77 sec.
		grams shelled / min	621.7	
3rd	16**	unshelled	279.5	94 sec.
		grams shelled / min	177.1	
4th		unshelled		
		grams shelled / min		
5th		unshelled		
		grams shelled / min		
6th		unshelled		
		grams shelled / min		
Final grams unshelled			2.1	
Total grams shelled			4719.5	5.22 min.
Total grams shelled / min			904.7	
HULLS			974.7	

VARIETY: UF03514 DATE: NOV. 16, 2004

STAGE	GRATE		WEIGHT	TIME
1st	30	initial	5317.2	110 sec.
		grams shelled / min	1810.0	
2nd	27	unshelled	1998.9	82 sec.
		grams shelled / min	952.8	
3rd	24	unshelled	696.8	81 sec.
		grams shelled / min	395.6	
4th	21	unshelled	162.7	32 sec.
		grams shelled / min	305.1	
5th	18	unshelled	11.8	4 sec.
		grams shelled / min	177.0	
6th		unshelled		
		grams shelled / min		
Final grams unshelled			0.0	
Total grams shelled			5317.2	5.15 min.
Total grams shelled / min			1032.5	
HULLS			1090.7	

VARIETY: GA002501 DATE: NOV. 16, 2004

STAGE	GRATE		WEIGHT	TIME
1st	28	initial	4511.6	110 sec.
		grams shelled / min	1498.6	
2nd	25	unshelled	1764.2	88 sec.
		grams shelled / min	767.5	
3rd	22	unshelled	638.6	92 sec.
		grams shelled / min	359.4	
4th	19	unshelled	87.5	23 sec.
		grams shelled / min	225.7	
5th		unshelled		
		grams shelled / min		
6th		unshelled		
		grams shelled / min		
Final grams unshelled			1.0	
Total grams shelled			4511.6	5.22 min.
Total grams shelled / min			864.8	
HULLS			895.9	

VARIETY: GA011557 DATE: NOV. 16, 2004

STAGE	GRATE		WEIGHT	TIME
1st	29	initial	4851.0	122 sec.
		grams shelled / min	1920.0	
2nd	26	unshelled	946.9	64 sec.
		grams shelled / min	588.9	
3rd	23	unshelled	318.7	53 sec.
		grams shelled / min	334.5	
4th	20	unshelled	23.2	8 sec.
		grams shelled / min	144.8	
5th		unshelled		
		grams shelled / min		
6th		unshelled		
		grams shelled / min		
Final grams unshelled			3.9	
Total grams shelled			4851.0	4.12 min.
Total grams shelled / min			1178.4	
HULLS			945.7	

** USED WRONG SIZE SHELLING GRATE

LOCATION 10 UPPT 2004 SHELLING DATA

VARIETY: CRSP08

DATE: NOV. 16, 2004

VARIETY: CRSP14

DATE: NOV. 16, 2004

STAGE	GRATE		WEIGHT	TIME
1st	30	initial	3946.4	96 sec.
		grams shelled / min	1641.2	
2nd	27	unshelled	1320.5	78 sec.
		grams shelled / min	690.6	
3rd	24	unshelled	422.7	63 sec.
		grams shelled / min	324.1	
4th	21	unshelled	82.4	18 sec.
		grams shelled / min	249.7	
5th	18	unshelled	7.5	4 sec.
		grams shelled / min	112.5	
6th		unshelled		
		grams shelled / min		
Final grams unshelled			0.0	
Total grams shelled			3946.4	4.32 min.
Total grams shelled / min			914.2	
HULLS			870.6	

GRATE		WEIGHT	TIME
29	initial	4506.4	128 sec.
	grams shelled / min	1587.0	
26	unshelled	1120.9	118 sec.
	grams shelled / min	459.9	
23	unshelled	216.5	47 sec.
	grams shelled / min	253.5	
20	unshelled	17.9	8 sec.
	grams shelled / min	111.8	
unshelled			
grams shelled / min			
unshelled			
grams shelled / min			
Final grams unshelled			3.0
Total grams shelled			4506.4 5.02 min.
Total grams shelled / min			898.3
HULLS			1003.9

VARIETY: NC7

DATE: NOV. 16, 2004

VARIETY: GA012534

DATE: NOV. 16, 2004

STAGE	GRATE		WEIGHT	TIME
1st	32	initial	4208.5	119 sec.
		grams shelled / min	1842.6	
2nd	29	unshelled	554.1	38 sec.
		grams shelled / min	438.8	
3rd	26	unshelled	276.2	40 sec.
		grams shelled / min	295.5	
4th	23	unshelled	79.2	17 sec.
		grams shelled / min	225.5	
5th	20	unshelled	15.3	5 sec.
		grams shelled / min	183.6	
6th		unshelled		
		grams shelled / min		
Final grams unshelled			0.0	
Total grams shelled			4208.5	3.65 min.
Total grams shelled / min			1153.0	
HULLS			1028.6	

GRATE		WEIGHT	TIME
30	initial	4875.9	138 sec.
	grams shelled / min	1758.6	
27	unshelled	831.2	62 sec.
	grams shelled / min	586.5	
24	unshelled	225.2	33 sec.
	grams shelled / min	368.2	
21	unshelled	22.7	7 sec.
	grams shelled / min	183.4	
unshelled			sec.
grams shelled / min			
unshelled			
grams shelled / min			
Final grams unshelled			1.3
Total grams shelled			4875.9 4.00 min.
Total grams shelled / min			1219.0
HULLS			1034.5

VARIETY: N000980l

DATE: NOV. 16, 2004

VARIETY: N01013T

DATE: NOV. 16, 2004

STAGE	GRATE		WEIGHT	TIME
1st	31	initial	4237.7	193 sec.
		grams shelled / min	1088.0	
2nd	28	unshelled	738.1	54 sec.
		grams shelled / min	515.8	
3rd	25	unshelled	273.9	35 sec.
		grams shelled / min	309.6	
4th	22	unshelled	93.3	21 sec.
		grams shelled / min	224.6	
5th	19	unshelled	14.7	5 sec.
		grams shelled / min	163.2	
6th		unshelled		
		grams shelled / min		
Final grams unshelled			1.1	
Total grams shelled			4237.7	5.13 min.
Total grams shelled / min			825.5	
HULLS			1030.0	

GRATE		WEIGHT	TIME
30	initial	4835.8	154 sec.
	grams shelled / min	1715.3	
27	unshelled	433.2	49 sec.
	grams shelled / min	357.1	
24	unshelled	141.6	35 sec.
	grams shelled / min	206.7	
21	unshelled	21.0	8 sec.
	grams shelled / min	137.3	
unshelled			
grams shelled / min			
unshelled			
grams shelled / min			
Final grams unshelled			2.7
Total grams shelled			4835.8 4.10 min.
Total grams shelled / min			1179.5
HULLS			1159.4

LOCATION 10 UPPT 2004 SHELLING DATA

VARIETY: N02006

DATE: NOV. 16, 2004

VARIETY: VT003069

DATE: NOV. 16, 2004

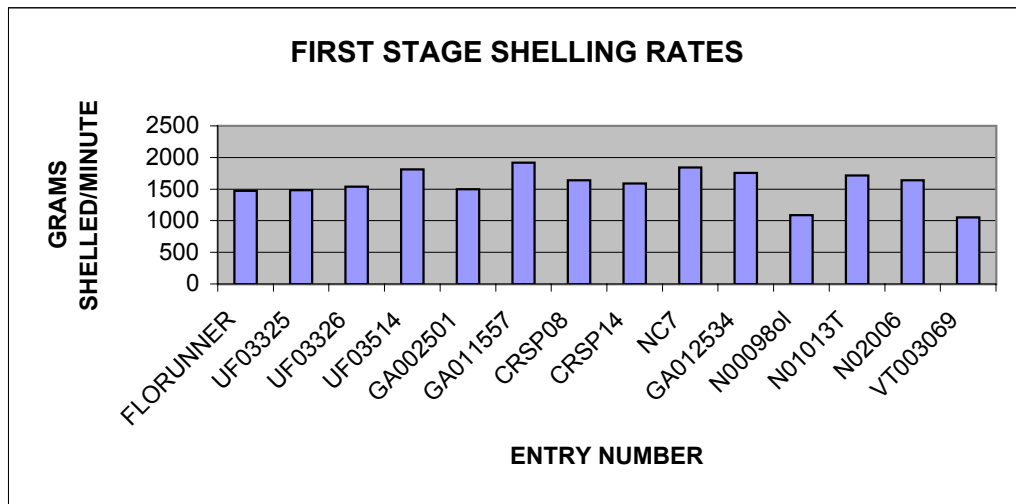
STAGE

	GRATE		WEIGHT	TIME
1st	32	initial	5160.7	173 sec.
		grams shelled / min	1641.4	
2nd	29	unshelled	428.1	37 sec.
		grams shelled / min	356.1	
3rd	26	unshelled	208.5	45 sec.
		grams shelled / min	199.2	
4th	23	unshelled	59.1	19 sec.
		grams shelled / min	158.5	
5th	20	unshelled	8.9	4 sec.
		grams shelled / min	133.5	
6th		unshelled		
		grams shelled / min		
		Final grams unshelled	0.0	
		Total grams shelled	5160.7	4.63 min.
		Total grams shelled / min	1113.8	
		HULLS	1235.9	

	GRATE		WEIGHT	TIME
	31	initial	4546.0	223 sec.
		grams shelled / min	1051.6	
	28	unshelled	637.6	54 sec.
		grams shelled / min	408.7	
	25	unshelled	269.8	39 sec.
		grams shelled / min	268.3	
	22	unshelled	95.4	26 sec.
		grams shelled / min	201.7	
	19	unshelled	8.0	3 sec.
		grams shelled / min	136.0	
		unshelled		
		grams shelled / min		
		Final grams unshelled	1.2	
		Total grams shelled	4546.0	5.75 min.
		Total grams shelled / min	790.6	
		HULLS	967.0	

LOCATION 10 UPPT 2004 FIRST STAGE SHELLING RATES

<u>ENTRY NUMBER</u>	<u>GRAMS SHELLED / MINUTE</u>
FLORUNNER	1471.6
UF03325	1484.5
UF03326	1538.9
UF03514	1810.0
GA002501	1498.6
GA011557	1920.0
CRSP08	1641.2
CRSP14	1587.0
NC7	1842.6
GA012534	1758.6
N000980l	1088.0
N01013T	1715.3
N02006	1641.4
VT003069	1051.6



LOCATION 20 UPPT 2004 POD BULK DENSITY TABLE

FLORUNNER

BULK DENSITY	Kg	cm	Kg/m ³
	6.88	25.10	295.14

UF03326

BULK DENSITY	Kg	cm	Kg/m ³
	7.01	26.35	286.43

GA002501

BULK DENSITY	Kg	cm	Kg/m ³
	5.37	19.48	296.55

CRSP08

BULK DENSITY	Kg	cm	Kg/m ³
	6.40	23.70	290.73

NC7

BULK DENSITY	Kg	cm	Kg/m ³
	7.19	29.28	264.49

N000980l

BULK DENSITY	Kg	cm	Kg/m ³
	6.58	27.98	253.19

N02006

BULK DENSITY	Kg	cm	Kg/m ³
	6.58	27.38	258.62

UF03325

BULK DENSITY	Kg	cm	Kg/m ³
	6.84	24.55	299.70

UF03514

BULK DENSITY	Kg	cm	Kg/m ³
	6.90	23.03	322.54

GA011557

BULK DENSITY	Kg	cm	Kg/m ³
	6.66	22.05	325.31

CRSP14

BULK DENSITY	Kg	cm	Kg/m ³
	6.83	24.85	295.67

GA012534

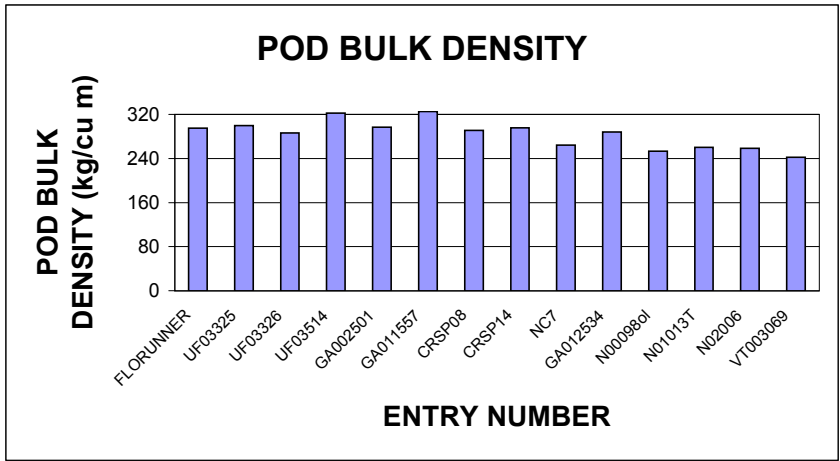
BULK DENSITY	Kg	cm	Kg/m ³
	7.12	26.58	288.31

N01013T

BULK DENSITY	Kg	cm	Kg/m ³
	6.81	28.15	260.31

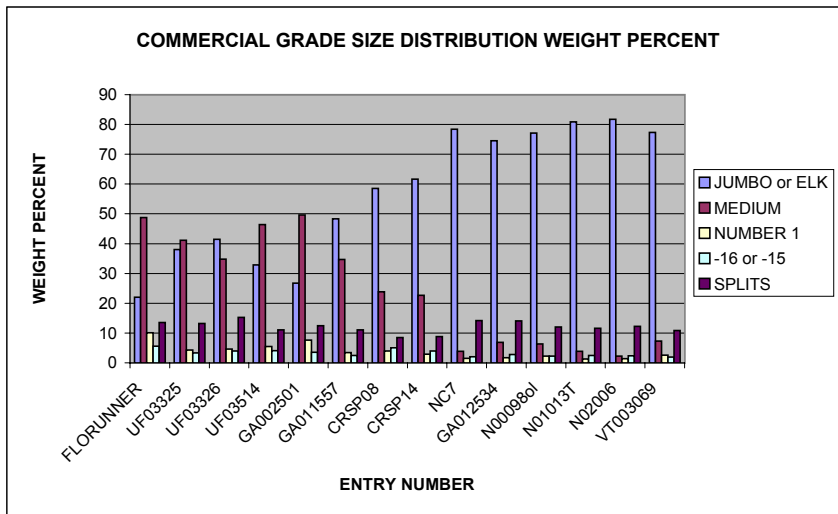
VT003069

BULK DENSITY	Kg	cm	Kg/m ³
	6.47	28.75	242.11



LOCATION 20 UPPT 2004 COMMERCIAL GRADE SIZE WEIGHT PERCENT TABLE

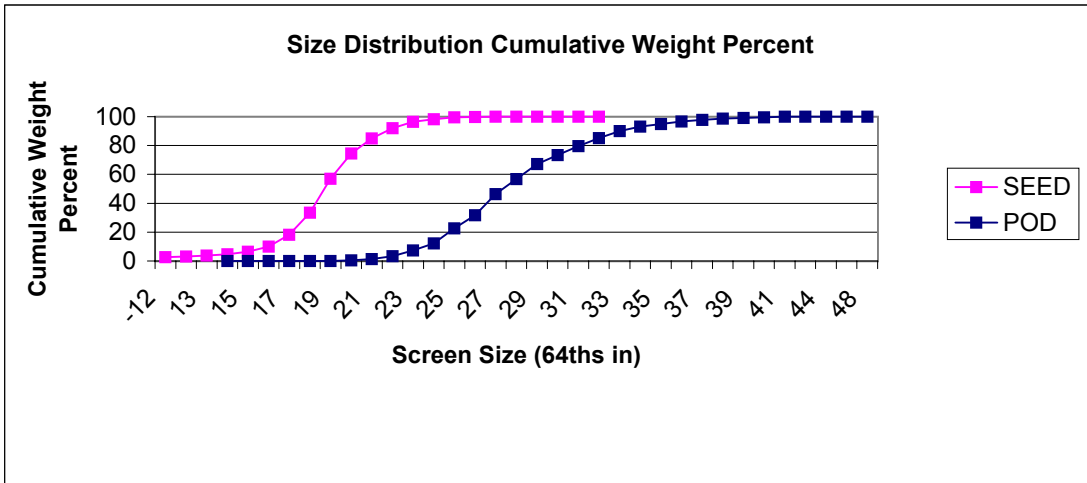
<u>FLORUNNER</u>		<u>UF03325</u>		<u>UF03326</u>		<u>UF03514</u>	
JUMBO	22.01	JUMBO	38.03	JUMBO	41.42	JUMBO	32.90
MEDIUM	48.77	MEDIUM	41.18	MEDIUM	34.82	MEDIUM	46.43
NUMBER 1	10.08	NUMBER 1	4.26	NUMBER 1	4.59	NUMBER 1	5.50
-16	5.59	-16	3.29	-16	3.92	-16	4.12
SPLITS	13.55	SPLITS	13.25	SPLITS	15.25	SPLITS	11.05
<u>GA002501</u>		<u>GA011557</u>		<u>CRSP08</u>		<u>CRSP14</u>	
JUMBO	26.70	JUMBO	48.37	JUMBO	58.49	JUMBO	61.64
MEDIUM	49.67	MEDIUM	34.64	MEDIUM	23.89	MEDIUM	22.67
NUMBER 1	7.65	NUMBER 1	3.48	NUMBER 1	4.00	NUMBER 1	2.88
-16	3.52	-16	2.44	-16	5.08	-16	4.03
SPLITS	12.47	SPLITS	11.07	SPLITS	8.53	SPLITS	8.79
<u>NC7</u>		<u>GA012534</u>		<u>N000980l</u>		<u>N01013T</u>	
ELK	78.38	ELK	74.52	ELK	77.13	ELK	80.85
MEDIUM	3.86	MEDIUM	6.89	MEDIUM	6.31	MEDIUM	3.83
NUMBER 1	1.54	NUMBER 1	1.71	NUMBER 1	2.21	NUMBER 1	1.31
- 15	2.05	- 15	2.77	- 15	2.27	- 15	2.46
SPLITS	14.17	SPLITS	14.11	SPLITS	12.08	SPLITS	11.55
<u>N02006</u>		<u>VT003069</u>					
ELK	81.72	ELK	77.35				
MEDIUM	2.29	MEDIUM	7.33				
NUMBER 1	1.36	NUMBER 1	2.61				
- 15	2.41	- 15	1.91				
SPLITS	12.22	SPLITS	10.80				



LOCATION 20 UPPT 2004 SIZE DISTRIBUTION CUMULATIVE WEIGHT PERCENT TABLE

FLOORRUNNER

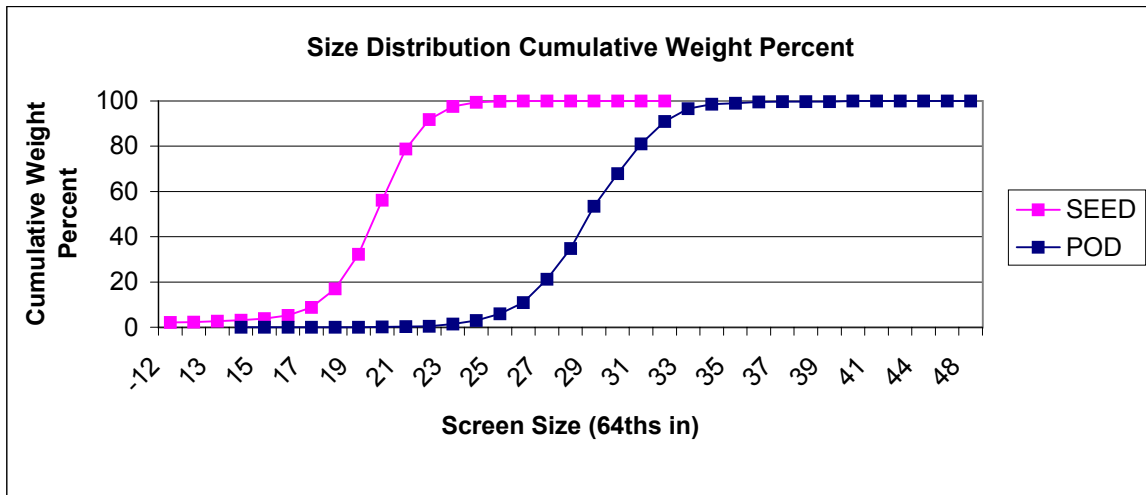
POD				SEED				
SCREEN SIZE	Weight	Wt %	Cum. Wt. %	SCREEN SIZE	Weight	Wt %	Wt % w/o SS	Cum. Wt %
				SS	742.2	13.55	---	---
				-12 & -17R	129.7	2.37	2.74	2.74
				12	16.9	0.31	0.36	3.10
				13	27.2	0.50	0.57	3.67
14	0.0	0.00	0.00	14	51.6	0.94	1.09	4.76
15	0.0	0.00	0.00	15	80.6	1.47	1.70	6.46
16	0.0	0.00	0.00	16	162.0	2.96	3.42	9.89
17	0.0	0.00	0.00	17	390.1	7.12	8.24	18.13
18	0.0	0.00	0.00	18	725.5	13.25	15.32	33.45
19	1.2	0.07	0.07	19	1112.1	20.31	23.49	56.94
20	7.0	0.41	0.47	20	833.0	15.21	17.60	74.54
21	15.5	0.90	1.37	21	490.0	8.95	10.35	84.89
22	32.3	1.87	3.24	22	335.5	6.13	7.09	91.97
23	70.0	4.05	7.29	23	209.1	3.82	4.42	96.39
24	84.5	4.89	12.18	24	87.7	1.60	1.85	98.24
25	182.0	10.53	22.72	25	57.2	1.04	1.21	99.45
26	153.4	8.88	31.60	26	17.2	0.31	0.36	99.81
27	252.9	14.64	46.24	27	5.7	0.10	0.12	99.93
28	180.8	10.47	56.70	28	3.1	0.06	0.07	100.00
29	180.6	10.45	67.16	29	0.0	0.00	0.00	100.00
30	109.1	6.32	73.47	30	0.0	0.00	0.00	100.00
31	107.2	6.21	79.68	31	0.0	0.00	0.00	100.00
32	95.0	5.50	85.18	32	0.0	0.00	0.00	100.00
33	85.1	4.93	90.10	Total	5476.4	100	100	
34	53.3	3.09	93.19	Hull wt	1396.7			
35	31.2	1.81	94.99	Wt w/o SS	4734.2			
36	30.0	1.74	96.73	Percent Hulls		20.32		
37	17.0	0.98	97.71	Percent Meats		79.68		
38	15.8	0.91	98.63			100		
39	9.7	0.56	99.19					
40	6.5	0.38	99.57					
41	7.5	0.43	100.00					
42	0.0	0.00	100.00					
44	0.0	0.00	100.00					
46	0.0	0.00	100.00					
48	0.0	0.00	100.00					
POD WT.	1727.6							



LOCATION 20 UPPT 2004 SIZE DISTRIBUTION CUMULATIVE WEIGHT PERCENT TABLE

UF03325

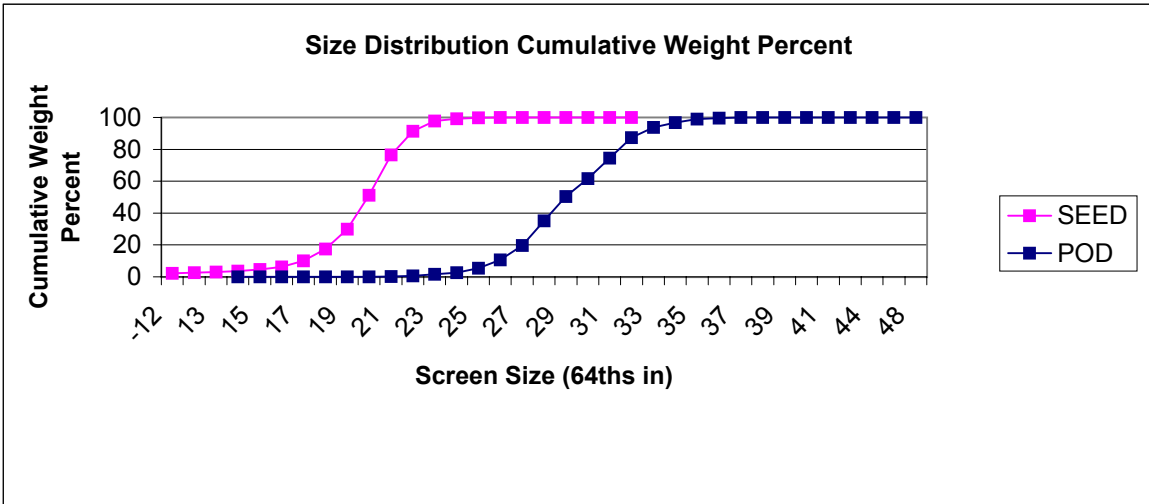
POD				SEED				
SCREEN SIZE	Weight	Wt %	Cum. Wt. %	SCREEN SIZE	Weight	Wt %	Wt % w/o SS	Cum. Wt %
				SS	717.7	13.25	---	---
				-12 & -17R	99.8	1.84	2.12	2.12
				12	9.0	0.17	0.19	2.31
				13	16.8	0.31	0.36	2.67
14	0.0	0.00	0.00	14	19.5	0.36	0.41	3.09
15	0.0	0.00	0.00	15	32.9	0.61	0.70	3.79
16	0.0	0.00	0.00	16	67.2	1.24	1.43	5.22
17	0.0	0.00	0.00	17	163.7	3.02	3.48	8.70
18	0.0	0.00	0.00	18	389.1	7.18	8.28	16.98
19	0.5	0.03	0.03	19	720.5	13.30	15.33	32.31
20	0.8	0.05	0.08	20	1121.6	20.70	23.86	56.17
21	3.2	0.19	0.26	21	1060.6	19.58	22.56	78.73
22	3.9	0.23	0.49	22	614.4	11.34	13.07	91.80
23	15.9	0.94	1.43	23	274.2	5.06	5.83	97.64
24	25.4	1.49	2.93	24	81.7	1.51	1.74	99.37
25	50.4	2.97	5.89	25	24.0	0.44	0.51	99.89
26	85.5	5.03	10.92	26	5.4	0.10	0.11	100.00
27	174.7	10.28	21.21	27	0.0	0.00	0.00	100.00
28	231.5	13.62	34.83	28	0.0	0.00	0.00	100.00
29	316.8	18.65	53.48	29	0.0	0.00	0.00	100.00
30	245.9	14.47	67.95	30	0.0	0.00	0.00	100.00
31	222.8	13.11	81.06	31	0.0	0.00	0.00	100.00
32	167.4	9.85	90.91	32	0.0	0.00	0.00	100.00
33	95.6	5.63	96.54	Total	5418.1	100	100	
34	35.7	2.10	98.64	Hull wt	1476.0			
35	6.6	0.39	99.03	Wt w/o SS	4700.4			
36	8.5	0.50	99.53	Percent Hulls		21.41		
37	3.8	0.22	99.75	Percent Meats		78.59		
38	0.0	0.00	99.75			100		
39	0.0	0.00	99.75					
40	4.2	0.25	100.00					
41	0.0	0.00	100.00					
42	0.0	0.00	100.00					
44	0.0	0.00	100.00					
46	0.0	0.00	100.00					
48	0.0	0.00	100.00					
POD WT.	1699.1							



LOCATION 20 UPPT 2004 SIZE DISTRIBUTION CUMULATIVE WEIGHT PERCENT TABLE

UF03326

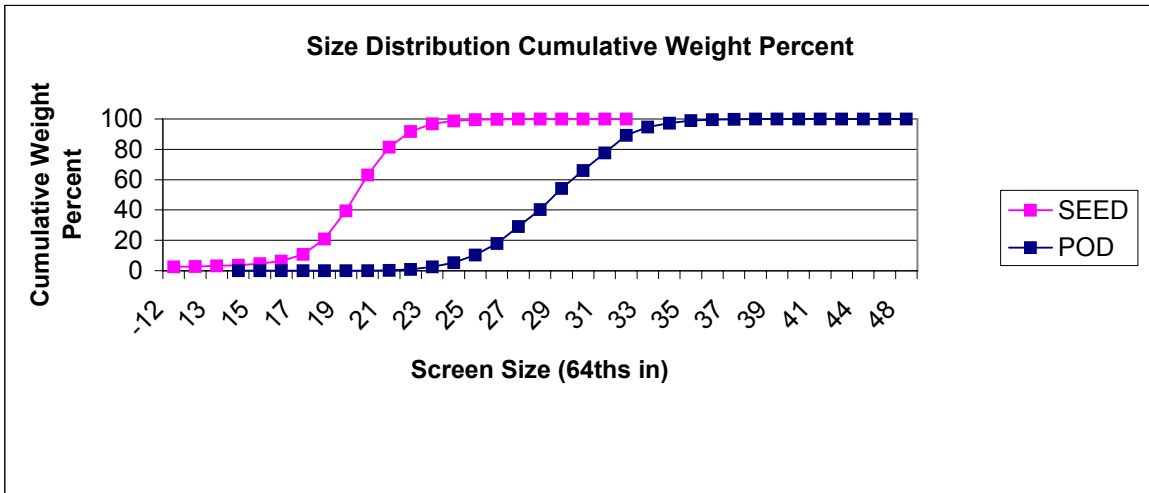
POD				SEED				
SCREEN SIZE	Weight	Wt %	Cum. Wt. %	SCREEN SIZE	Weight	Wt %	Wt % w/o SS	Cum. Wt %
				SS	843.3	15.25	---	---
				-12 & -17R	104.9	1.90	2.24	2.24
				12	16.9	0.31	0.36	2.60
				13	20.0	0.36	0.43	3.03
14	0.0	0.00	0.00	14	29.9	0.54	0.64	3.66
15	0.0	0.00	0.00	15	45.2	0.82	0.96	4.63
16	0.0	0.00	0.00	16	72.0	1.30	1.54	6.16
17	0.0	0.00	0.00	17	181.9	3.29	3.88	10.04
18	0.0	0.00	0.00	18	344.7	6.23	7.35	17.40
19	0.7	0.04	0.04	19	584.6	10.57	12.47	29.87
20	0.2	0.01	0.05	20	996.6	18.02	21.26	51.13
21	4.0	0.23	0.28	21	1192.3	21.56	25.44	76.57
22	4.5	0.25	0.53	22	690.5	12.49	14.73	91.30
23	20.0	1.13	1.66	23	301.9	5.46	6.44	97.74
24	15.2	0.86	2.52	24	71.2	1.29	1.52	99.26
25	52.6	2.97	5.49	25	26.6	0.48	0.57	99.83
26	92.9	5.25	10.74	26	7.4	0.13	0.16	99.99
27	159.5	9.01	19.75	27	0.7	0.01	0.01	100.00
28	273.7	15.47	35.22	28	0.0	0.00	0.00	100.00
29	268.6	15.18	50.40	29	0.0	0.00	0.00	100.00
30	200.2	11.31	61.71	30	0.0	0.00	0.00	100.00
31	226.7	12.81	74.52	31	0.0	0.00	0.00	100.00
32	225.5	12.74	87.26	32	0.0	0.00	0.00	100.00
33	115.9	6.55	93.81	Total	5530.6	100	100	
34	53.2	3.01	96.81	Hull wt	1514.4			
35	38.8	2.19	99.01	Wt w/o SS	4687.3			
36	11.4	0.64	99.65	Percent Hulls		21.50		
37	5.1	0.29	99.94	Percent Meats		78.50		
38	1.1	0.06	100.00			100		
39	0.0	0.00	100.00					
40	0.0	0.00	100.00					
41	0.0	0.00	100.00					
42	0.0	0.00	100.00					
44	0.0	0.00	100.00					
46	0.0	0.00	100.00					
48	0.0	0.00	100.00					
POD WT.	1769.8							



LOCATION 20 UPPT 2004 SIZE DISTRIBUTION CUMULATIVE WEIGHT PERCENT TABLE

UF03514

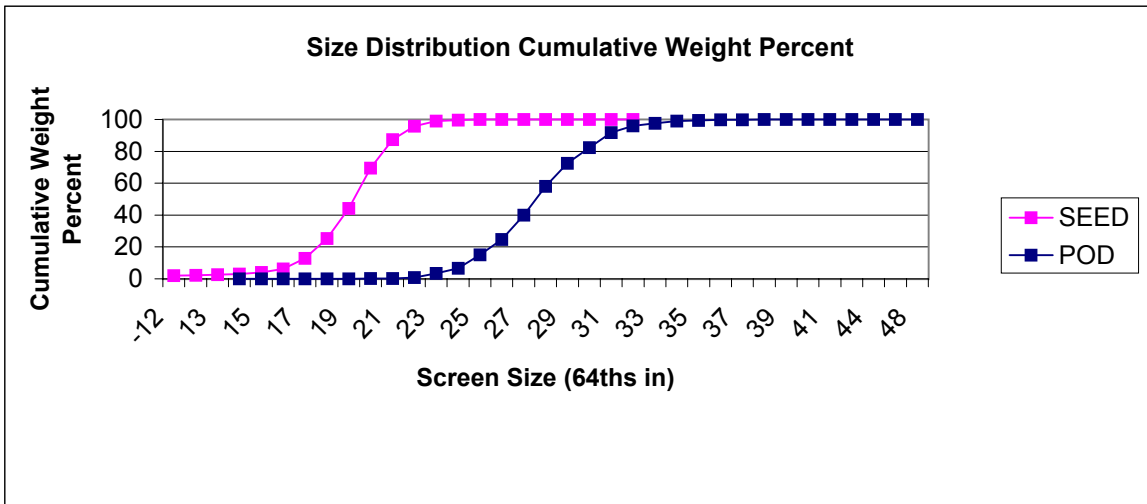
POD				SEED				
SCREEN SIZE	Weight	Wt %	Cum. Wt. %	SCREEN SIZE	Weight	Wt %	Wt % w/o SS	Cum. Wt %
				SS	611.9	11.05	---	---
				-12 & -17R	120.1	2.17	2.44	2.44
				12	13.6	0.25	0.28	2.71
				13	18.2	0.33	0.37	3.08
14	0.0	0.00	0.00	14	27.1	0.49	0.55	3.63
15	0.0	0.00	0.00	15	49.4	0.89	1.00	4.64
16	0.0	0.00	0.00	16	88.4	1.60	1.79	6.43
17	0.0	0.00	0.00	17	216.0	3.90	4.38	10.81
18	0.0	0.00	0.00	18	495.7	8.95	10.06	20.88
19	0.4	0.02	0.02	19	910.0	16.43	18.47	39.35
20	1.1	0.06	0.09	20	1165.6	21.05	23.66	63.01
21	3.4	0.20	0.29	21	909.9	16.43	18.47	81.48
22	8.9	0.52	0.80	22	506.0	9.14	10.27	91.75
23	28.3	1.65	2.45	23	250.9	4.53	5.09	96.84
24	47.3	2.76	5.21	24	92.2	1.66	1.87	98.71
25	86.4	5.03	10.24	25	40.4	0.73	0.82	99.53
26	133.6	7.78	18.02	26	17.4	0.31	0.35	99.89
27	189.2	11.02	29.05	27	3.9	0.07	0.08	99.97
28	194.9	11.35	40.40	28	1.7	0.03	0.03	100.00
29	236.5	13.78	54.18	29	0.0	0.00	0.00	100.00
30	203.3	11.84	66.02	30	0.0	0.00	0.00	100.00
31	199.7	11.63	77.65	31	0.0	0.00	0.00	100.00
32	199.9	11.65	89.30	32	0.0	0.00	0.00	100.00
33	93.0	5.42	94.72	Total	5538.4	100	100	
34	45.3	2.64	97.36	Hull wt	1384.1			
35	26.3	1.53	98.89	Wt w/o SS	4926.5			
36	11.4	0.66	99.55	Percent Hulls		19.99		
37	2.3	0.13	99.69	Percent Meats		80.01		
38	5.4	0.31	100.00			100		
39	0.0	0.00	100.00					
40	0.0	0.00	100.00					
41	0.0	0.00	100.00					
42	0.0	0.00	100.00					
44	0.0	0.00	100.00					
46	0.0	0.00	100.00					
48	0.0	0.00	100.00					
POD WT.	1716.6							



LOCATION 20 UPPT 2004 SIZE DISTRIBUTION CUMULATIVE WEIGHT PERCENT TABLE

GA002501

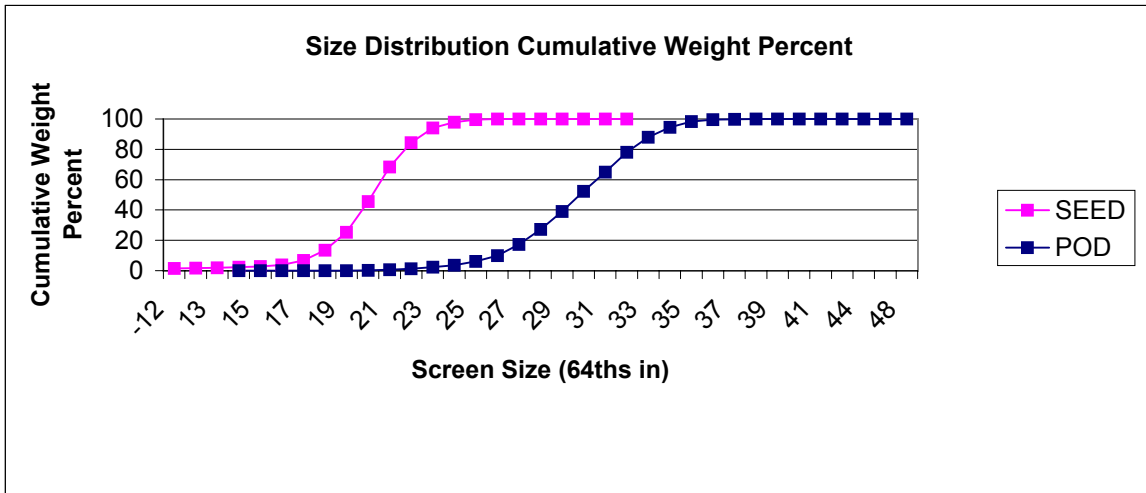
POD				SEED				
SCREEN SIZE	Weight	Wt %	Cum. Wt. %	SCREEN SIZE	Weight	Wt %	Wt % w/o SS	Cum. Wt %
				SS	533.6	12.47	---	---
				-12 & -17R	78.5	1.83	2.10	2.10
				12	5.6	0.13	0.15	2.25
				13	10.1	0.24	0.27	2.52
14	0.0	0.00	0.00	14	17.5	0.41	0.47	2.98
15	0.0	0.00	0.00	15	38.7	0.90	1.03	4.02
16	0.0	0.00	0.00	16	79.0	1.85	2.11	6.13
17	0.0	0.00	0.00	17	248.2	5.80	6.63	12.75
18	0.0	0.00	0.00	18	469.8	10.98	12.55	25.30
19	0.3	0.02	0.02	19	707.8	16.54	18.90	44.20
20	1.4	0.08	0.10	20	947.2	22.14	25.30	69.50
21	2.2	0.13	0.23	21	671.3	15.69	17.93	87.43
22	10.8	0.65	0.88	22	312.0	7.29	8.33	95.76
23	41.6	2.49	3.37	23	121.4	2.84	3.24	99.00
24	55.7	3.34	6.71	24	21.4	0.50	0.57	99.57
25	138.4	8.29	15.00	25	12.4	0.29	0.33	99.90
26	161.1	9.65	24.65	26	3.6	0.08	0.10	100.00
27	256.7	15.37	40.02	27	0.0	0.00	0.00	100.00
28	299.9	17.96	57.98	28	0.0	0.00	0.00	100.00
29	241.0	14.43	72.42	29	0.0	0.00	0.00	100.00
30	166.1	9.95	82.37	30	0.0	0.00	0.00	100.00
31	157.0	9.40	91.77	31	0.0	0.00	0.00	100.00
32	70.9	4.25	96.02	32	0.0	0.00	0.00	100.00
33	27.5	1.65	97.66	Total	4278.1	100	100	
34	22.1	1.32	98.99	Hull wt	1085.4			
35	8.0	0.48	99.47	Wt w/o SS	3744.5			
36	4.3	0.26	99.72	Percent Hulls		20.24		
37	0.0	0.00	99.72	Percent Meats		79.76		
38	4.6	0.28	100.00			100		
39	0.0	0.00	100.00					
40	0.0	0.00	100.00					
41	0.0	0.00	100.00					
42	0.0	0.00	100.00					
44	0.0	0.00	100.00					
46	0.0	0.00	100.00					
48	0.0	0.00	100.00					
POD WT.	1669.6							



LOCATION 20 UPPT 2004 SIZE DISTRIBUTION CUMULATIVE WEIGHT PERCENT TABLE

GA011557

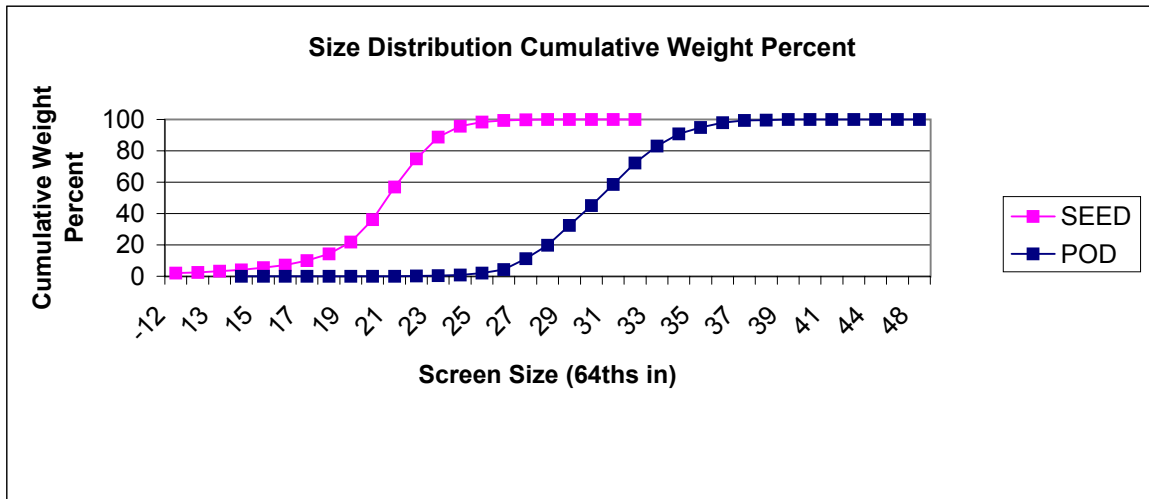
POD				SEED				
SCREEN SIZE	Weight	Wt %	Cum. Wt. %	SCREEN SIZE	Weight	Wt %	Wt % w/o SS	Cum. Wt %
				SS	603.2	11.07	---	---
				-12 & -17R	76.6	1.41	1.58	1.58
				12	8.3	0.15	0.17	1.75
				13	9.9	0.18	0.20	1.96
14	0.0	0.00	0.00	14	12.7	0.23	0.26	2.22
15	0.0	0.00	0.00	15	25.6	0.47	0.53	2.75
16	0.0	0.00	0.00	16	50.8	0.93	1.05	3.80
17	0.0	0.00	0.00	17	138.7	2.55	2.86	6.66
18	0.3	0.02	0.02	18	329.3	6.05	6.80	13.46
19	0.0	0.00	0.02	19	577.6	10.60	11.93	25.38
20	1.7	0.11	0.12	20	979.7	17.99	20.23	45.61
21	8.2	0.51	0.63	21	1100.1	20.20	22.71	68.32
22	9.3	0.58	1.21	22	782.9	14.37	16.16	84.49
23	16.8	1.04	2.25	23	467.7	8.59	9.66	94.14
24	19.9	1.23	3.49	24	181.4	3.33	3.75	97.89
25	41.0	2.54	6.03	25	85.5	1.57	1.77	99.65
26	63.9	3.96	9.99	26	13.1	0.24	0.27	99.92
27	119.3	7.40	17.39	27	3.7	0.07	0.08	100.00
28	157.1	9.74	27.14	28	0.0	0.00	0.00	100.00
29	190.8	11.83	38.97	29	0.0	0.00	0.00	100.00
30	215.9	13.39	52.36	30	0.0	0.00	0.00	100.00
31	202.4	12.55	64.91	31	0.0	0.00	0.00	100.00
32	213.1	13.22	78.13	32	0.0	0.00	0.00	100.00
33	158.0	9.80	87.93	Total	5446.8	100	100	
34	106.2	6.59	94.52	Hull wt	1241.3			
35	60.6	3.76	98.28	Wt w/o SS	4843.6			
36	20.1	1.25	99.52	Percent Hulls		18.56		
37	5.7	0.35	99.88	Percent Meats		81.44		
38	2.0	0.12	100.00			100		
39	0.0	0.00	100.00					
40	0.0	0.00	100.00					
41	0.0	0.00	100.00					
42	0.0	0.00	100.00					
44	0.0	0.00	100.00					
46	0.0	0.00	100.00					
48	0.0	0.00	100.00					
POD WT.	1612.3							



LOCATION 20 UPPT 2004 SIZE DISTRIBUTION CUMULATIVE WEIGHT PERCENT TABLE

CRSP08

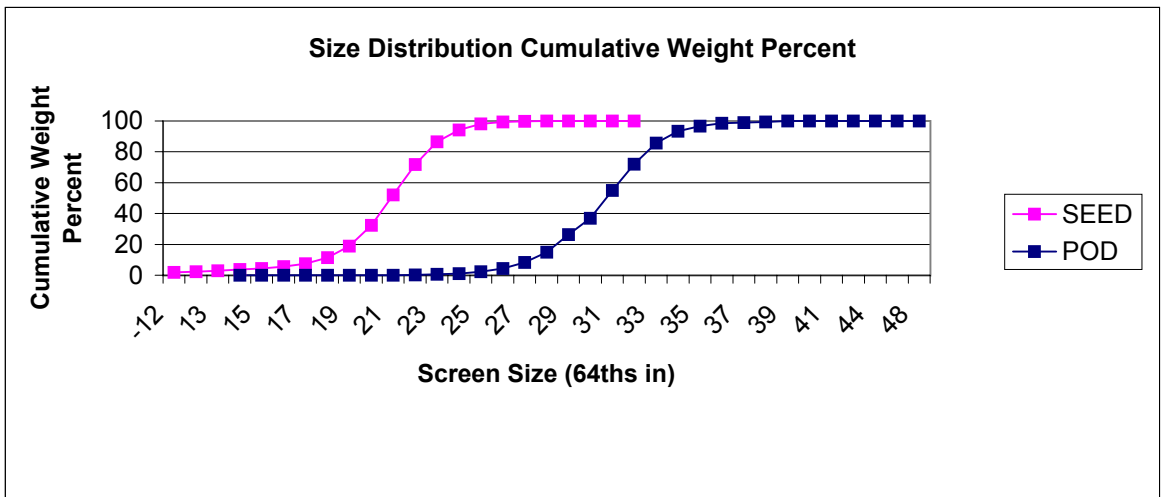
POD				SEED				
SCREEN SIZE	Weight	Wt %	Cum. Wt. %	SCREEN SIZE	Weight	Wt %	Wt % w/o SS	Cum. Wt %
				SS	422.2	8.53	---	---
				-12 & -17R	89.5	1.81	1.98	1.98
				12	23.4	0.47	0.52	2.49
				13	34.3	0.69	0.76	3.25
14	0.0	0.00	0.00	14	39.6	0.80	0.87	4.13
15	0.0	0.00	0.00	15	64.9	1.31	1.43	5.56
16	0.0	0.00	0.00	16	74.4	1.50	1.64	7.20
17	0.0	0.00	0.00	17	123.8	2.50	2.73	9.94
18	0.0	0.00	0.00	18	198.4	4.01	4.38	14.32
19	0.2	0.01	0.01	19	341.9	6.91	7.55	21.87
20	0.0	0.00	0.01	20	642.4	12.98	14.19	36.06
21	1.2	0.08	0.09	21	946.7	19.12	20.91	56.96
22	1.4	0.09	0.18	22	816.0	16.48	18.02	74.98
23	2.2	0.14	0.32	23	627.4	12.67	13.86	88.84
24	7.0	0.45	0.77	24	311.8	6.30	6.89	95.73
25	19.5	1.25	2.01	25	119.8	2.42	2.65	98.37
26	36.3	2.32	4.34	26	42.9	0.87	0.95	99.32
27	109.3	6.99	11.33	27	20.1	0.41	0.44	99.76
28	131.5	8.41	19.74	28	10.7	0.22	0.24	100.00
29	199.2	12.74	32.48	29	0.0	0.00	0.00	100.00
30	196.8	12.59	45.06	30	0.0	0.00	0.00	100.00
31	209.7	13.41	58.47	31	0.0	0.00	0.00	100.00
32	216.7	13.86	72.33	32	0.0	0.00	0.00	100.00
33	167.8	10.73	83.06	Total	4950.2	100	100	
34	122.5	7.83	90.90	Hull wt	1477.7			
35	61.3	3.92	94.82	Wt w/o SS	4528.0			
36	49.9	3.19	98.01	Percent Hulls		22.99		
37	21.6	1.38	99.39	Percent Meats		77.01		
38	2.1	0.13	99.53			100		
39	7.4	0.47	100.00					
40	0.0	0.00	100.00					
41	0.0	0.00	100.00					
42	0.0	0.00	100.00					
44	0.0	0.00	100.00					
46	0.0	0.00	100.00					
48	0.0	0.00	100.00					
POD WT.	1563.6							



LOCATION 20 UPPT 2004 SIZE DISTRIBUTION CUMULATIVE WEIGHT PERCENT TABLE

CRSP14

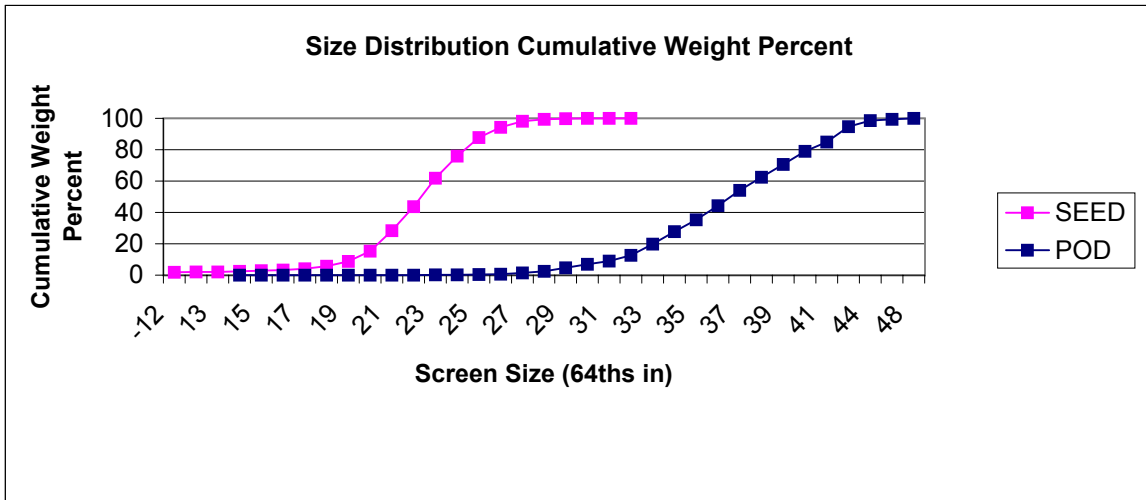
POD				SEED				
SCREEN SIZE	Weight	Wt %	Cum. Wt. %	SCREEN SIZE	Weight	Wt %	Wt % w/o SS	Cum. Wt %
				SS	462.1	8.79	---	---
				-12 & -17R	88.2	1.68	1.84	1.84
				12	23.1	0.44	0.48	2.32
				13	31.5	0.60	0.66	2.98
14	0.0	0.00	0.00	14	32.2	0.61	0.67	3.65
15	0.0	0.00	0.00	15	36.7	0.70	0.77	4.41
16	0.0	0.00	0.00	16	57.4	1.09	1.20	5.61
17	0.0	0.00	0.00	17	93.9	1.79	1.96	7.57
18	0.0	0.00	0.00	18	182.7	3.47	3.81	11.38
19	0.0	0.00	0.00	19	364.5	6.93	7.60	18.98
20	0.0	0.00	0.00	20	644.9	12.26	13.44	32.42
21	0.0	0.00	0.00	21	947.3	18.01	19.75	52.17
22	2.5	0.15	0.15	22	943.6	17.94	19.67	71.84
23	7.7	0.48	0.63	23	705.3	13.41	14.70	86.54
24	7.2	0.44	1.07	24	367.7	6.99	7.67	94.21
25	21.0	1.30	2.37	25	190.1	3.61	3.96	98.17
26	33.8	2.09	4.46	26	55.1	1.05	1.15	99.32
27	61.8	3.81	8.27	27	25.7	0.49	0.54	99.86
28	109.4	6.75	15.02	28	5.7	0.11	0.12	99.97
29	182.7	11.27	26.30	29	1.2	0.02	0.03	100.00
30	171.5	10.58	36.88	30	0.0	0.00	0.00	100.00
31	292.1	18.03	54.91	31	0.0	0.00	0.00	100.00
32	276.1	17.04	71.95	32	0.0	0.00	0.00	100.00
33	222.1	13.71	85.65	Total	5258.9	100	100	
34	123.6	7.63	93.28	Hull wt	1553.1			
35	53.9	3.33	96.61	Wt w/o SS	4796.8			
36	30.6	1.89	98.49	Percent Hulls		22.80		
37	7.7	0.48	98.97	Percent Meats		77.20		
38	7.9	0.49	99.46			100		
39	8.8	0.54	100.00					
40	0.0	0.00	100.00					
41	0.0	0.00	100.00					
42	0.0	0.00	100.00					
44	0.0	0.00	100.00					
46	0.0	0.00	100.00					
48	0.0	0.00	100.00					
POD WT.	1620.4							



LOCATION 20 UPPT 2004 SIZE DISTRIBUTION CUMULATIVE WEIGHT PERCENT TABLE

NC7

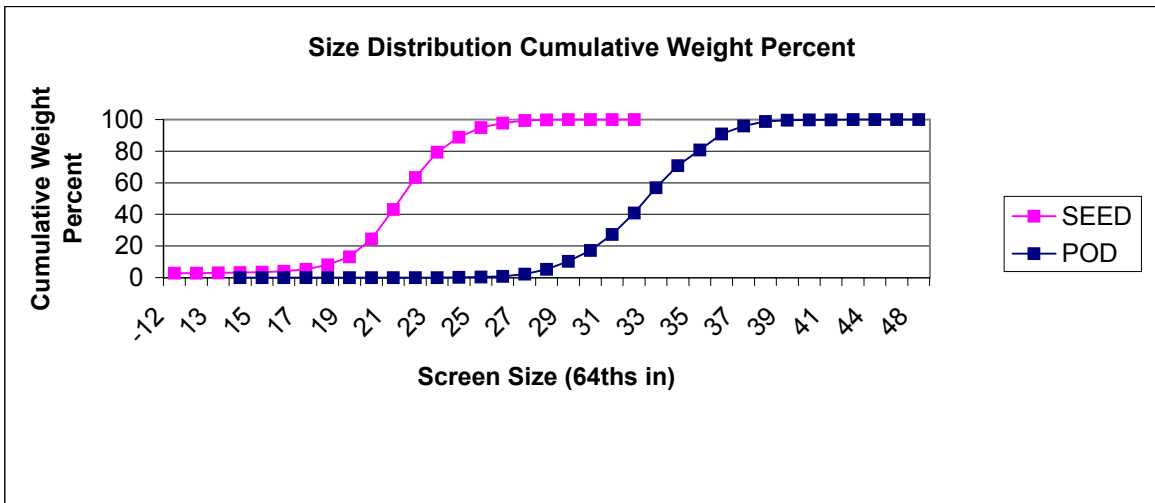
POD				SEED				
SCREEN SIZE	Weight	Wt %	Cum. Wt. %	SCREEN SIZE	Weight	Wt %	Wt % w/o SS	Cum. Wt %
				SS	773.5	14.17	---	---
				-12 & -20R	86.4	1.58	1.84	1.84
				12	6.1	0.11	0.13	1.97
				13	7.7	0.14	0.16	2.14
14	0.0	0.00	0.00	14	11.9	0.22	0.25	2.39
15	0.0	0.00	0.00	15	17.5	0.32	0.37	2.77
16	0.0	0.00	0.00	16	26.0	0.48	0.55	3.32
17	0.0	0.00	0.00	17	40.4	0.74	0.86	4.18
18	0.0	0.00	0.00	18	76.3	1.40	1.63	5.81
19	0.0	0.00	0.00	19	134.3	2.46	2.87	8.68
20	0.0	0.00	0.00	20	314.3	5.76	6.71	15.39
21	0.0	0.00	0.00	21	605.1	11.08	12.91	28.30
22	0.0	0.00	0.00	22	718.7	13.17	15.34	43.64
23	2.1	0.13	0.13	23	851.7	15.60	18.18	61.81
24	2.0	0.12	0.25	24	659.3	12.08	14.07	75.89
25	1.7	0.10	0.36	25	552.3	10.12	11.79	87.67
26	3.4	0.21	0.57	26	311.3	5.70	6.64	94.32
27	14.8	0.91	1.48	27	176.9	3.24	3.78	98.09
28	16.1	0.99	2.47	28	60.2	1.10	1.28	99.38
29	34.8	2.14	4.61	29	20.2	0.37	0.43	99.81
30	36.7	2.26	6.87	30	7.5	0.14	0.16	99.97
31	35.8	2.20	9.07	31	1.5	0.03	0.03	100.00
32	57.7	3.55	12.63	32	0.0	0.00	0.00	100.00
33	116.9	7.20	19.82	Total	5459.1	100	100	
34	128.0	7.88	27.70	Hull wt	1742.6			
35	124.2	7.65	35.35	Wt w/o SS	4685.6			
36	146.2	9.00	44.35	Percent Hulls		24.20		
37	158.0	9.73	54.08	Percent Meats		75.80		
38	134.8	8.30	62.38			100		
39	132.2	8.14	70.52					
40	138.4	8.52	79.04					
41	95.6	5.89	84.92					
42	157.6	9.70	94.63					
44	64.9	4.00	98.62					
46	13.7	0.84	99.46					
48	8.7	0.54	100.00					
POD WT.	1624.3							



LOCATION 20 UPPT 2004 SIZE DISTRIBUTION CUMULATIVE WEIGHT PERCENT TABLE

GA012534

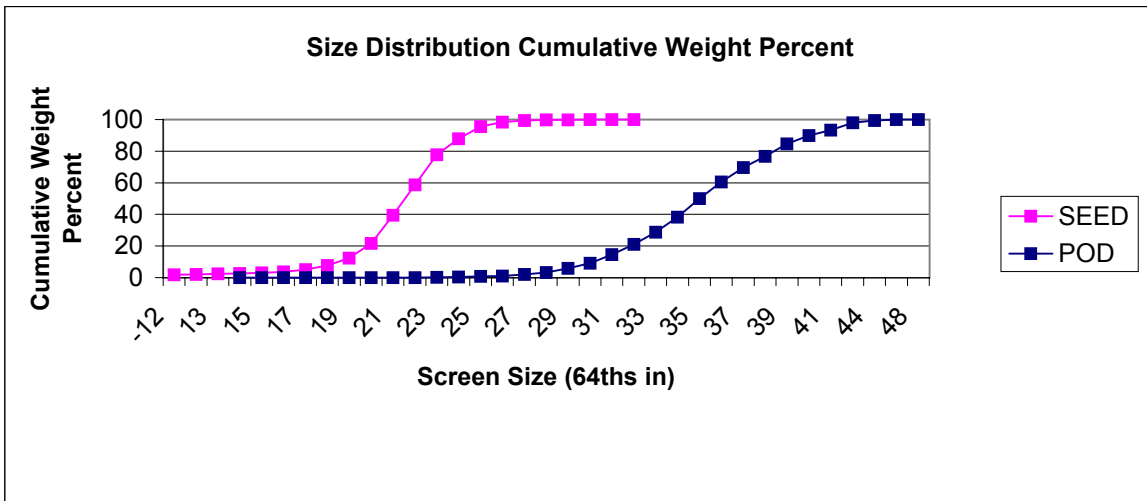
POD				SEED				
SCREEN SIZE	Weight	Wt %	Cum. Wt. %	SCREEN SIZE	Weight	Wt %	Wt % w/o SS	Cum. Wt %
				SS	800.6	14.11	---	---
				-12 & -20R	137.8	2.43	2.83	2.83
				12	3.6	0.06	0.07	2.90
				13	6.8	0.12	0.14	3.04
14	0.0	0.00	0.00	14	9.0	0.16	0.18	3.23
15	0.0	0.00	0.00	15	15.0	0.26	0.31	3.53
16	0.0	0.00	0.00	16	22.3	0.39	0.46	3.99
17	0.0	0.00	0.00	17	59.7	1.05	1.22	5.22
18	0.0	0.00	0.00	18	139.0	2.45	2.85	8.07
19	0.0	0.00	0.00	19	251.9	4.44	5.17	13.23
20	0.0	0.00	0.00	20	544.2	9.59	11.16	24.40
21	0.1	0.01	0.01	21	907.7	16.00	18.62	43.02
22	0.9	0.05	0.06	22	992.3	17.49	20.36	63.38
23	0.6	0.03	0.09	23	782.0	13.78	16.04	79.42
24	1.4	0.08	0.17	24	460.3	8.11	9.44	88.87
25	4.9	0.29	0.46	25	296.9	5.23	6.09	94.96
26	6.9	0.40	0.86	26	137.9	2.43	2.83	97.79
27	23.6	1.37	2.24	27	74.5	1.31	1.53	99.32
28	52.5	3.06	5.29	28	27.6	0.49	0.57	99.88
29	87.5	5.09	10.39	29	5.7	0.10	0.12	100.00
30	115.5	6.72	17.11	30	0.0	0.00	0.00	100.00
31	174.1	10.14	27.25	31	0.0	0.00	0.00	100.00
32	235.7	13.72	40.97	32	0.0	0.00	0.00	100.00
33	271.9	15.83	56.80	Total	5674.8	100	100	
34	239.9	13.97	70.77	Hull wt	1449.2			
35	171.3	9.97	80.74	Wt w/o SS	4874.2			
36	173.8	10.12	90.86	Percent Hulls		20.34		
37	88.9	5.18	96.04	Percent Meats		79.66		
38	48.2	2.81	98.84			100		
39	13.1	0.76	99.60					
40	4.5	0.26	99.87					
41	0.0	0.00	99.87					
42	2.3	0.13	100.00					
44	0.0	0.00	100.00					
46	0.0	0.00	100.00					
48	0.0	0.00	100.00					
POD WT.	1717.6							



LOCATION 20 UPPT 2004 SIZE DISTRIBUTION CUMULATIVE WEIGHT PERCENT TABLE

N00098ol

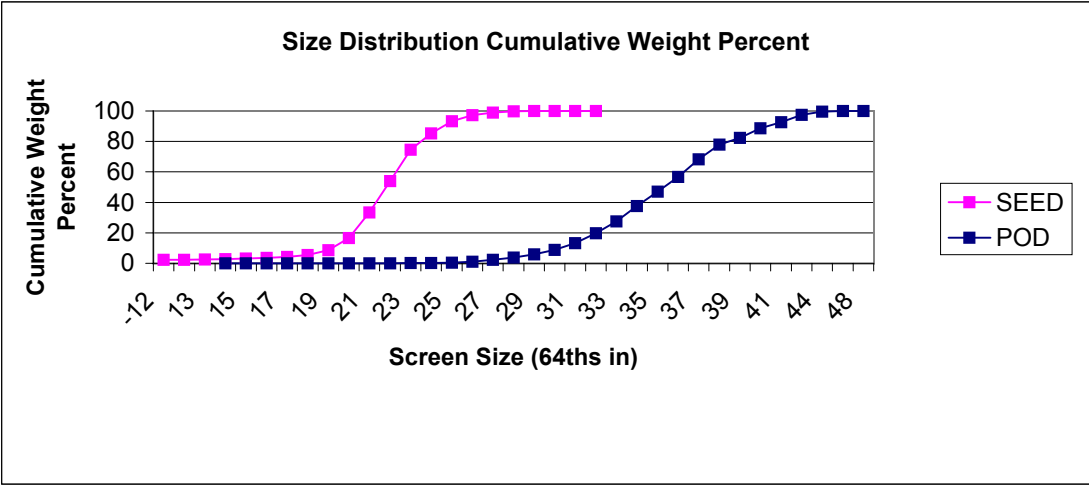
POD				SEED				
SCREEN SIZE	Weight	Wt %	Cum. Wt. %	SCREEN SIZE	Weight	Wt %	Wt % w/o SS	Cum. Wt %
				SS	602.6	12.08	---	---
				-12 & -20R	80.7	1.62	1.84	1.84
				12	8.1	0.16	0.18	2.02
				13	13.3	0.27	0.30	2.33
14	0.0	0.00	0.00	14	11.3	0.23	0.26	2.59
15	0.0	0.00	0.00	15	20.4	0.41	0.47	3.05
16	0.0	0.00	0.00	16	29.5	0.59	0.67	3.72
17	0.0	0.00	0.00	17	60.2	1.21	1.37	5.10
18	0.0	0.00	0.00	18	112.1	2.25	2.56	7.65
19	0.0	0.00	0.00	19	202.5	4.06	4.62	12.27
20	0.0	0.00	0.00	20	414.1	8.30	9.44	21.71
21	0.5	0.03	0.03	21	775.3	15.54	17.68	39.39
22	0.3	0.02	0.05	22	847.4	16.99	19.32	58.71
23	1.8	0.11	0.16	23	835.1	16.74	19.04	77.75
24	3.3	0.20	0.36	24	440.2	8.82	10.04	87.79
25	6.9	0.42	0.78	25	339.3	6.80	7.74	95.53
26	5.1	0.31	1.09	26	127.4	2.55	2.90	98.43
27	15.8	0.96	2.05	27	38.2	0.77	0.87	99.30
28	19.6	1.19	3.25	28	20.0	0.40	0.46	99.76
29	43.1	2.63	5.87	29	4.1	0.08	0.09	99.85
30	51.6	3.14	9.02	30	6.5	0.13	0.15	100.00
31	90.2	5.50	14.51	31	0.0	0.00	0.00	100.00
32	106.2	6.47	20.98	32	0.0	0.00	0.00	100.00
33	128.7	7.84	28.82	Total	4988.3	100	100	
34	153.5	9.35	38.17	Hull wt	1574.2			
35	192.6	11.73	49.91	Wt w/o SS	4385.7			
36	174.1	10.61	60.52	Percent Hulls		23.99		
37	149.4	9.10	69.62	Percent Meats		76.01		
38	115.7	7.05	76.67			100		
39	132.1	8.05	84.71					
40	85.8	5.23	89.94					
41	53.9	3.28	93.23					
42	78.7	4.79	98.02					
44	21.4	1.30	99.32					
46	11.1	0.68	100.00					
48	0.0	0.00	100.00					
POD WT.	1641.4							



LOCATION 20 UPPT 2004 SIZE DISTRIBUTION CUMULATIVE WEIGHT PERCENT TABLE

N01013T

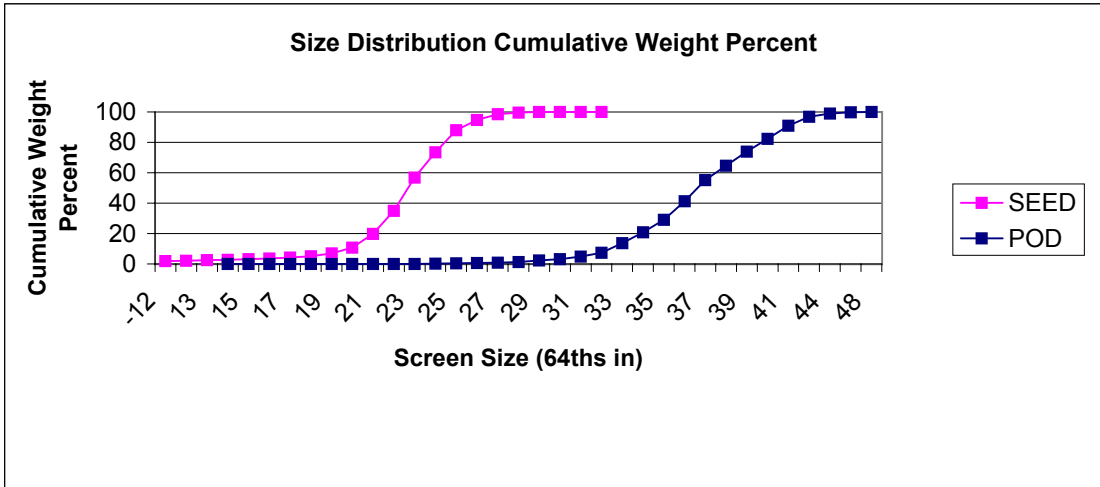
POD				SEED				
SCREEN SIZE	Weight	Wt %	Cum. Wt. %	SCREEN SIZE	Weight	Wt %	Wt % w/o SS	Cum. Wt %
				SS	604.7	11.55	---	---
				-12 & -20R	105.0	2.00	2.27	2.27
				12	6.0	0.11	0.13	2.40
				13	6.5	0.12	0.14	2.54
14	0.0	0.00	0.00	14	11.4	0.22	0.25	2.78
15	0.0	0.00	0.00	15	14.1	0.27	0.30	3.09
16	0.0	0.00	0.00	16	18.6	0.36	0.40	3.49
17	0.0	0.00	0.00	17	36.0	0.69	0.78	4.27
18	0.0	0.00	0.00	18	54.1	1.03	1.17	5.43
19	0.0	0.00	0.00	19	146.4	2.80	3.16	8.59
20	0.0	0.00	0.00	20	371.5	7.09	8.02	16.61
21	0.5	0.03	0.03	21	782.5	14.94	16.89	33.50
22	0.0	0.00	0.03	22	947.9	18.10	20.46	53.96
23	1.4	0.08	0.11	23	951.9	18.18	20.55	74.51
24	1.5	0.09	0.19	24	502.4	9.59	10.84	85.36
25	4.2	0.24	0.43	25	369.5	7.06	7.98	93.33
26	10.4	0.59	1.03	26	180.5	3.45	3.90	97.23
27	22.6	1.29	2.32	27	82.2	1.57	1.77	99.00
28	25.4	1.45	3.77	28	34.0	0.65	0.73	99.74
29	36.6	2.09	5.86	29	8.1	0.15	0.17	99.91
30	52.0	2.97	8.84	30	4.1	0.08	0.09	100.00
31	76.9	4.39	13.23	31	0.0	0.00	0.00	100.00
32	115.5	6.60	19.83	32	0.0	0.00	0.00	100.00
33	135.9	7.77	27.60	Total	5237.4	100	100	
34	173.6	9.92	37.52	Hull wt	1597.0			
35	167.5	9.57	47.09	Wt w/o SS	4632.7			
36	167.1	9.55	56.64	Percent Hulls		23.37		
37	203.5	11.63	68.27	Percent Meats		76.63		
38	170.9	9.77	78.04			100		
39	75.9	4.34	82.38					
40	111.0	6.34	88.72					
41	70.4	4.02	92.74					
42	83.7	4.78	97.53					
44	35.1	2.01	99.53					
46	8.2	0.47	100.00					
48	0.0	0.00	100.00					
POD WT.	1749.8							



LOCATION 20 UPPT 2004 SIZE DISTRIBUTION CUMULATIVE WEIGHT PERCENT TABLE

N02006

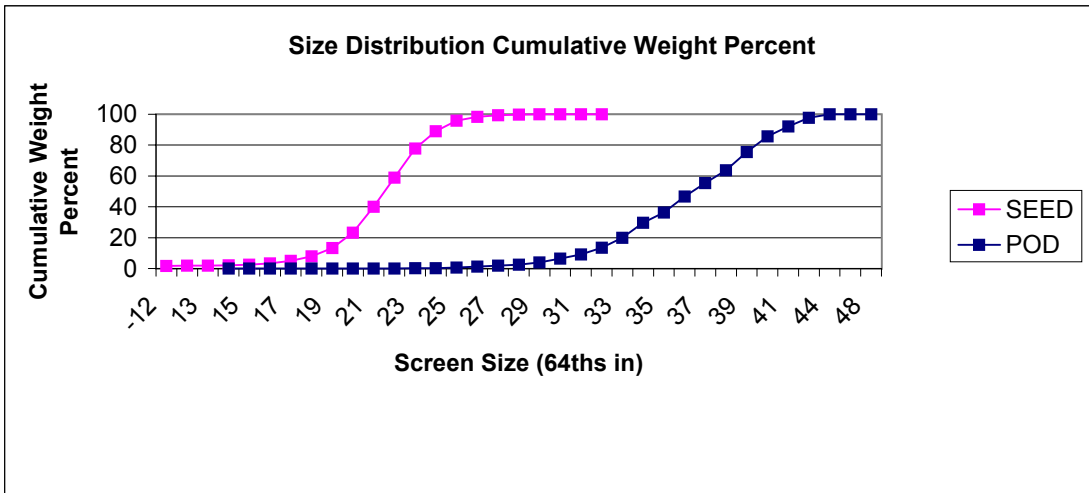
POD				SEED				
SCREEN SIZE	Weight	Wt %	Cum. Wt. %	SCREEN SIZE	Weight	Wt %	Wt % w/o SS	Cum. Wt %
				SS	604.2	12.22	---	---
				-12 & -20R	86.5	1.75	1.99	1.99
				12	7.0	0.14	0.16	2.15
				13	13.8	0.28	0.32	2.47
14	0.0	0.00	0.00	14	11.8	0.24	0.27	2.74
15	0.0	0.00	0.00	15	16.9	0.34	0.39	3.13
16	0.0	0.00	0.00	16	20.0	0.40	0.46	3.60
17	0.0	0.00	0.00	17	30.3	0.61	0.70	4.29
18	0.0	0.00	0.00	18	34.1	0.69	0.79	5.08
19	0.0	0.00	0.00	19	79.2	1.60	1.83	6.90
20	0.0	0.00	0.00	20	169.7	3.43	3.91	10.82
21	0.0	0.00	0.00	21	387.2	7.83	8.92	19.74
22	0.0	0.00	0.00	22	656.1	13.27	15.12	34.86
23	1.4	0.09	0.09	23	954.1	19.30	21.99	56.85
24	0.6	0.04	0.12	24	718.7	14.54	16.56	73.41
25	3.7	0.23	0.36	25	635.9	12.86	14.65	88.06
26	3.2	0.20	0.56	26	292.6	5.92	6.74	94.81
27	5.7	0.36	0.91	27	157.3	3.18	3.63	98.43
28	4.1	0.26	1.17	28	50.7	1.03	1.17	99.60
29	19.9	1.24	2.41	29	13.4	0.27	0.31	99.91
30	11.7	0.73	3.14	30	3.9	0.08	0.09	100.00
31	28.1	1.75	4.89	31	0.0	0.00	0.00	100.00
32	41.0	2.56	7.45	32	0.0	0.00	0.00	100.00
33	99.4	6.20	13.65	Total	4943.4	100	100	
34	116.6	7.27	20.92	Hull wt	1647.5			
35	131.2	8.18	29.11	Wt w/o SS	4339.2			
36	194.3	12.12	41.23	Percent Hulls		25.00		
37	222.7	13.89	55.12	Percent Meats		75.00		
38	151.3	9.44	64.56			100		
39	150.8	9.41	73.97					
40	133.2	8.31	82.28					
41	138.3	8.63	90.90					
42	94.8	5.91	96.82					
44	34.9	2.18	99.00					
46	12.6	0.79	99.78					
48	3.5	0.22	100.00					
POD WT.	1603.0							



LOCATION 20 UPPT 2004 SIZE DISTRIBUTION CUMULATIVE WEIGHT PERCENT TABLE

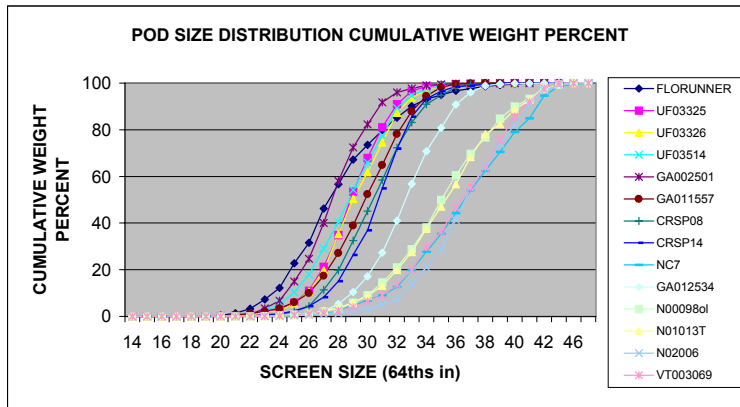
VT003069

POD				SEED				
SCREEN SIZE	Weight	Wt %	Cum. Wt. %	SCREEN SIZE	Weight	Wt %	Wt % w/o SS	Cum. Wt %
				SS	543.4	10.80	---	---
				-12 & -20R	75.8	1.51	1.69	1.69
				12	3.6	0.07	0.08	1.77
				13	5.3	0.11	0.12	1.89
14	0.0	0.00	0.00	14	11.2	0.22	0.25	2.14
15	0.0	0.00	0.00	15	19.2	0.38	0.43	2.57
16	0.0	0.00	0.00	16	31.7	0.63	0.71	3.27
17	0.0	0.00	0.00	17	80.4	1.60	1.79	5.06
18	0.0	0.00	0.00	18	128.2	2.55	2.86	7.92
19	0.0	0.00	0.00	19	240.5	4.78	5.36	13.28
20	0.0	0.00	0.00	20	449.9	8.94	10.03	23.31
21	0.4	0.03	0.03	21	746.8	14.85	16.64	39.95
22	0.4	0.03	0.05	22	850.0	16.90	18.94	58.90
23	2.3	0.15	0.20	23	852.3	16.94	19.00	77.89
24	0.5	0.03	0.24	24	494.0	9.82	11.01	88.90
25	7.4	0.49	0.72	25	314.9	6.26	7.02	95.92
26	6.9	0.45	1.18	26	108.1	2.15	2.41	98.33
27	10.1	0.66	1.84	27	50.7	1.01	1.13	99.46
28	9.4	0.62	2.46	28	16.3	0.32	0.36	99.82
29	22.9	1.51	3.96	29	3.8	0.08	0.08	99.91
30	38.2	2.51	6.48	30	4.1	0.08	0.09	100.00
31	39.2	2.58	9.05	31	0.0	0.00	0.00	100.00
32	68.3	4.49	13.54	32	0.0	0.00	0.00	100.00
33	95.6	6.29	19.83	Total	5030.2	100	100	
34	150.8	9.92	29.75	Hull wt	1430.0			
35	98.9	6.50	36.25	Wt w/o SS	4486.8			
36	160.0	10.52	46.77	Percent Hulls		22.14		
37	131.4	8.64	55.41	Percent Meats		77.86		
38	126.7	8.33	63.74			100		
39	179.8	11.82	75.56					
40	154.4	10.15	85.71					
41	95.9	6.31	92.02					
42	88.2	5.80	97.82					
44	33.2	2.18	100.00					
46	0.0	0.00	100.00					
48	0.0	0.00	100.00					
POD WT.	1520.9							



LOCATION 20 UPPT 2004 POD SIZE DISTRIBUTION CUMULATIVE WEIGHT PERCENT TABLE

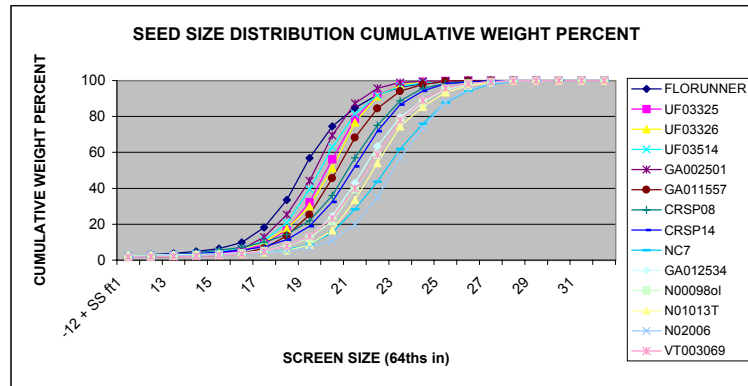
SCREEN SIZE	ENTRY NUMBER													
	FLORUNNER	UF03325	UF03326	UF03514	GA002501	GA011557	CRSP08	CRSP14	NC7	GA012534	N00098ol	N01013T	N02006	VT003069
14	0.00	0.00	0.00	0.00	0.00	0.00	0.00	0.00	0.00	0.00	0.00	0.00	0.00	0.00
15	0.00	0.00	0.00	0.00	0.00	0.00	0.00	0.00	0.00	0.00	0.00	0.00	0.00	0.00
16	0.00	0.00	0.00	0.00	0.00	0.00	0.00	0.00	0.00	0.00	0.00	0.00	0.00	0.00
17	0.00	0.00	0.00	0.00	0.00	0.00	0.00	0.00	0.00	0.00	0.00	0.00	0.00	0.00
18	0.00	0.00	0.00	0.00	0.00	0.00	0.02	0.00	0.00	0.00	0.00	0.00	0.00	0.00
19	0.07	0.03	0.04	0.02	0.02	0.02	0.01	0.00	0.00	0.00	0.00	0.00	0.00	0.00
20	0.47	0.08	0.05	0.09	0.10	0.12	0.01	0.00	0.00	0.00	0.00	0.00	0.00	0.00
21	1.37	0.26	0.28	0.29	0.23	0.63	0.09	0.00	0.00	0.01	0.03	0.03	0.00	0.03
22	3.24	0.49	0.53	0.80	0.88	1.21	0.18	0.15	0.00	0.06	0.05	0.03	0.00	0.05
23	7.29	1.43	1.66	2.45	3.37	2.25	0.32	0.63	0.13	0.09	0.16	0.11	0.09	0.20
24	12.18	2.93	2.52	5.21	6.71	3.49	0.77	1.07	0.25	0.17	0.36	0.19	0.12	0.24
25	22.72	5.89	5.49	10.24	15.00	6.03	2.01	2.37	0.36	0.46	0.78	0.43	0.36	0.72
26	31.60	10.92	10.74	18.02	24.65	9.99	4.34	4.46	0.57	0.86	1.09	1.03	0.56	1.18
27	46.24	21.21	19.75	29.05	40.02	17.39	11.33	8.27	1.48	2.24	2.05	2.32	0.91	1.84
28	56.70	34.83	35.22	40.40	57.98	27.14	19.74	15.02	2.47	5.29	3.25	3.77	1.17	2.46
29	67.16	53.48	50.40	54.18	72.42	38.97	32.48	26.30	4.61	10.39	5.87	5.86	2.41	3.96
30	73.47	67.95	61.71	66.02	82.37	52.36	45.06	36.88	6.87	17.11	9.02	8.84	3.14	6.48
31	79.68	81.06	74.52	77.65	91.77	64.91	58.47	54.91	9.07	27.25	14.51	13.23	4.89	9.05
32	85.18	90.91	87.26	89.30	96.02	78.13	72.33	71.95	12.63	40.97	20.98	19.83	7.45	13.54
33	90.10	96.54	93.81	94.72	97.66	87.93	83.06	85.65	19.82	56.80	28.82	27.60	13.65	19.83
34	93.19	98.64	96.81	97.36	98.99	94.52	90.90	93.28	27.70	70.77	38.17	37.52	20.92	29.75
35	94.99	99.03	99.01	98.89	99.47	98.28	94.82	96.61	35.35	80.74	49.91	47.09	29.11	36.25
36	96.73	99.53	99.65	99.55	99.72	99.52	98.01	98.49	44.35	90.86	60.52	56.64	41.23	46.77
37	97.71	99.75	99.94	99.69	99.72	99.88	99.39	98.97	54.08	96.04	69.62	68.27	55.12	55.41
38	98.63	99.75	100.00	100.00	100.00	100.00	99.53	99.46	62.38	98.84	76.67	78.04	64.56	63.74
39	99.19	99.75	100.00	100.00	100.00	100.00	100.00	100.00	70.52	99.60	84.71	82.38	73.97	75.56
40	99.57	100.00	100.00	100.00	100.00	100.00	100.00	100.00	79.04	99.87	89.94	88.72	82.28	85.71
41	100.00	100.00	100.00	100.00	100.00	100.00	100.00	100.00	84.92	99.87	93.23	92.74	90.90	92.02
42	100.00	100.00	100.00	100.00	100.00	100.00	100.00	100.00	94.63	100.00	98.02	97.53	96.82	97.82
44	100.00	100.00	100.00	100.00	100.00	100.00	100.00	100.00	98.62	100.00	99.32	99.53	99.00	100.00
46	100.00	100.00	100.00	100.00	100.00	100.00	100.00	100.00	99.46	100.00	100.00	100.00	99.78	100.00
48	100.00	100.00	100.00	100.00	100.00	100.00	100.00	100.00	100.00	100.00	100.00	100.00	100.00	100.00



LOCATION 20 UPPT 2004 SEED SIZE DISTRIBUTION CUMULATIVE WEIGHT PERCENT TABLE

SCREEN SIZE	ENTRY NUMBER													
	FLORUNNER	UF03325	UF03326	UF03514	GA002501	GA011557	CRSP08	CRSP14	NC7	GA012534	N000980l	N01013T	N02006	VT003069
-12 + SS ft1	2.74	2.12	2.24	2.44	2.10	1.58	1.98	1.84	1.84	2.83	1.84	2.27	1.99	1.69
12	3.10	2.31	2.60	2.71	2.25	1.75	2.49	2.32	1.97	2.90	2.02	2.40	2.15	1.77
13	3.67	2.67	3.03	3.08	2.52	1.96	3.25	2.98	2.14	3.04	2.33	2.54	2.47	1.89
14	4.76	3.09	3.66	3.63	2.98	2.22	4.13	3.65	2.39	3.23	2.59	2.78	2.74	2.14
15	6.46	3.79	4.63	4.64	4.02	2.75	5.56	4.41	2.77	3.53	3.05	3.09	3.13	2.57
16	9.89	5.22	6.16	6.43	6.13	3.80	7.20	5.61	3.32	3.99	3.72	3.49	3.60	3.27
17	18.13	8.70	10.04	10.81	12.75	6.66	9.94	7.57	4.18	5.22	5.10	4.27	4.29	5.06
18	33.45	16.98	17.40	20.88	25.30	13.46	14.32	11.38	5.81	8.07	7.65	5.43	5.08	7.92
19	56.94	32.31	29.87	39.35	44.20	25.38	21.87	18.98	8.68	13.23	12.27	8.59	6.90	13.28
20	74.54	56.17	51.13	63.01	69.50	45.61	36.06	32.42	15.39	24.40	21.71	16.61	10.82	23.31
21	84.89	78.73	76.57	81.48	87.43	68.32	56.96	52.17	28.30	43.02	39.39	33.50	19.74	39.95
22	91.97	91.80	91.30	91.75	95.76	84.49	74.98	71.84	43.64	63.38	58.71	53.96	34.86	58.90
23	96.39	97.64	97.74	96.84	99.00	94.14	88.84	86.54	61.81	79.42	77.75	74.51	56.85	77.89
24	98.24	99.37	99.26	98.71	99.57	97.89	95.73	94.21	75.89	88.87	87.79	85.36	73.41	88.90
25	99.45	99.89	99.83	99.53	99.90	99.65	98.37	98.17	87.67	94.96	95.53	93.33	88.06	95.92
26	99.81	100.00	99.99	99.89	100.00	99.92	99.32	99.32	94.32	97.79	98.43	97.23	94.81	98.33
27	99.93	100.00	100.00	99.97	100.00	100.00	99.76	99.86	98.09	99.32	99.30	99.00	98.43	99.46
28	100.00	100.00	100.00	100.00	100.00	100.00	100.00	99.97	99.38	99.88	99.76	99.74	99.60	99.82
29	100.00	100.00	100.00	100.00	100.00	100.00	100.00	100.00	99.81	100.00	99.85	99.91	99.91	99.91
30	100.00	100.00	100.00	100.00	100.00	100.00	100.00	100.00	99.97	100.00	100.00	100.00	100.00	100.00
31	100.00	100.00	100.00	100.00	100.00	100.00	100.00	100.00	100.00	100.00	100.00	100.00	100.00	100.00
32	100.00	100.00	100.00	100.00	100.00	100.00	100.00	100.00	100.00	100.00	100.00	100.00	100.00	100.00

1 SS ft IS -17R, -20R, OR -16R FOR RUNNER, VIRGINIA OR SPANISH MARKET TYPES, RESPECTIVELY



LOCATION 20 UPPT 2004 SEED COUNT/POUND TABLE

FLORUNNER

Weight of 100 seed

	Wt (g)	Wt of 1 seed	Count/lb
Jumbo	74.7	0.747	607
Medium	51.9	0.519	874
Number 1	38.7	0.387	1172
Splits	25.4	0.254	1786

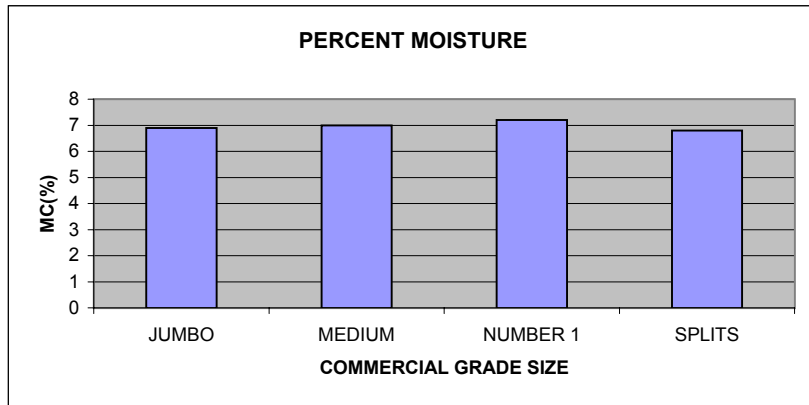
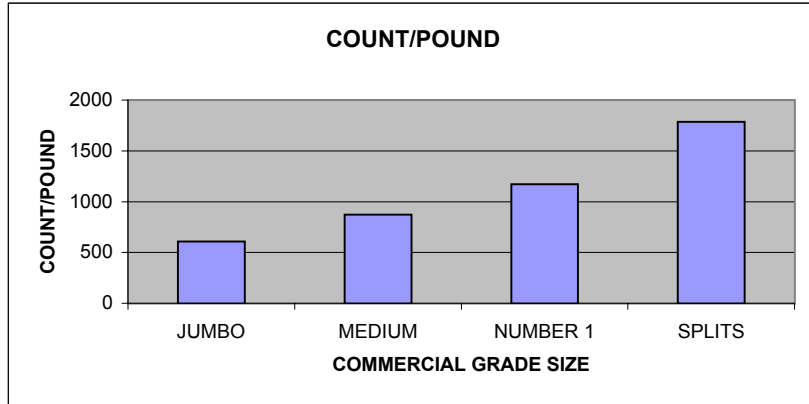
LOCATION 20 SEED MOISTURE CONTENT TABLE

FLORUNNER

GAC 2000 Percent Moisture & Density

	MC*	kg/hl
Jumbo	6.9	58.3
Medium	7.0	61.2
Number 1	7.2	62.3
Splits	6.8	55.7

* NA INDICATES THAT THERE WAS NOT ENOUGH MATERIAL FOR THE GAC 2000 TO READ



LOCATION 20 UPPT 2004 SEED COUNT/POUND TABLE

UF03325

Weight of 100 seed

	Wt (g)	Wt of 1 seed	Count/lb
Jumbo	71.2	0.712	637
Medium	61.8	0.618	734
Number 1	42.5	0.425	1067
Splits	25.2	0.252	1800

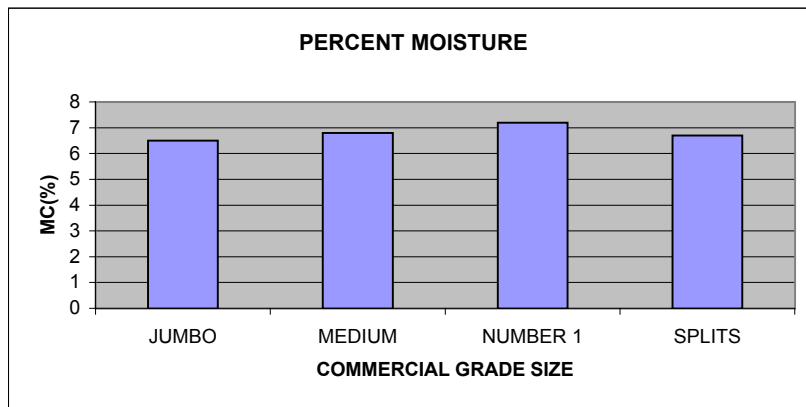
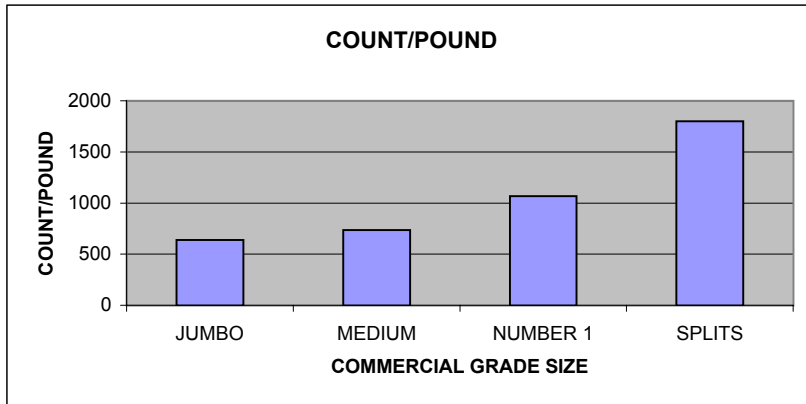
LOCATION 20 SEED MOISTURE CONTENT TABLE

UF03325

GAC 2000 Percent Moisture & Density

	MC*	kg/hl
Jumbo	6.5	58.3
Medium	6.8	59.9
Number 1	7.2	59.6
Splits	6.7	54.6

* NA INDICATES THAT THERE WAS NOT ENOUGH MATERIAL FOR THE GAC 2000 TO READ



LOCATION 20 UPPT 2004 SEED COUNT/POUND TABLE

UF03326

Weight of 100 seed

	Wt (g)	Wt of 1 seed	Count/lb
Jumbo	72.7	0.727	624
Medium	57.3	0.573	792
Number 1	39.6	0.396	1145
Splits	26.6	0.266	1705

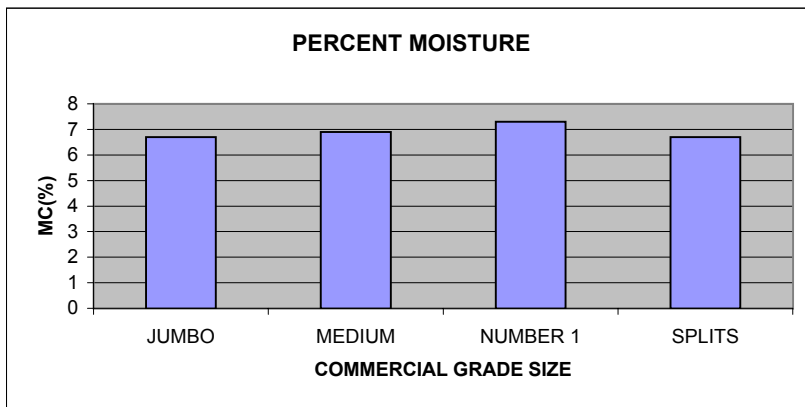
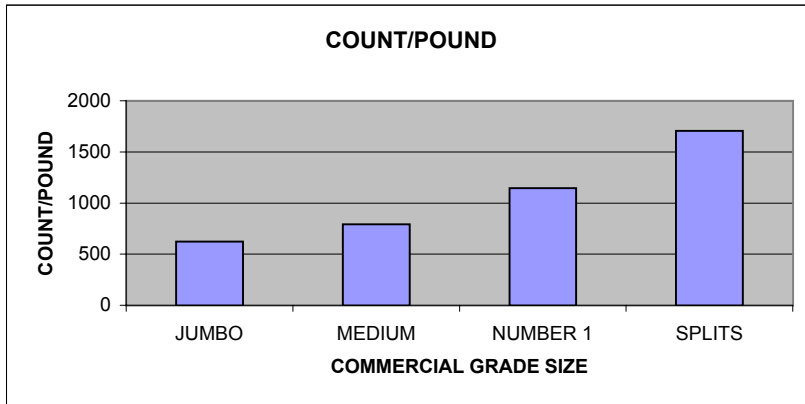
LOCATION 20 SEED MOISTURE CONTENT TABLE

UF03326

GAC 2000 Percent Moisture & Density

	MC*	kg/hl
Jumbo	6.7	58.8
Medium	6.9	60.7
Number 1	7.3	62.4
Splits	6.7	56.4

* NA INDICATES THAT THERE WAS NOT ENOUGH MATERIAL FOR THE GAC 2000 TO READ



LOCATION 20 UPPT 2004 SEED COUNT/POUND TABLE

UF03514

Weight of 100 seed

	Wt (g)	Wt of 1 seed	Count/lb
Jumbo	61.8	0.618	734
Medium	50.4	0.504	900
Number 1	38.1	0.381	1191
Splits	24.3	0.243	1867

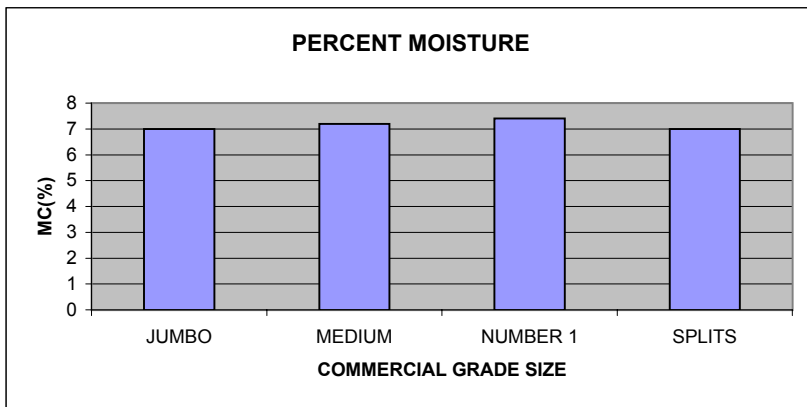
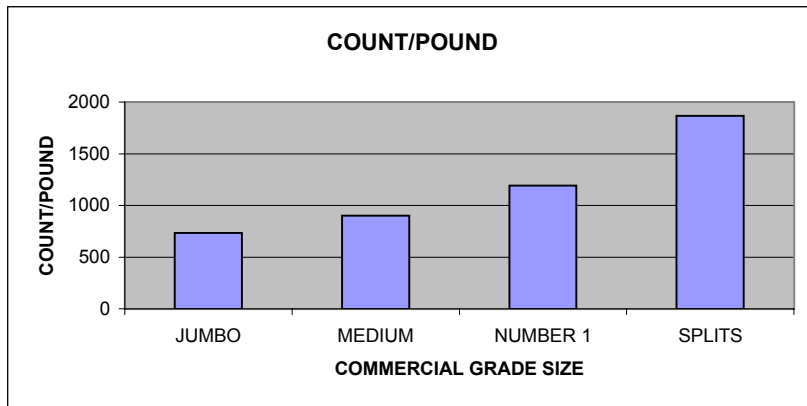
LOCATION 20 SEED MOISTURE CONTENT TABLE

UF03514

GAC 2000 Percent Moisture & Density

	MC*	kg/hl
Jumbo	7.0	56.7
Medium	7.2	59.6
Number 1	7.4	62.1
Splits	7.0	54.5

* NA INDICATES THAT THERE WAS NOT ENOUGH MATERIAL FOR THE GAC 2000 TO READ



LOCATION 20 UPPT 2004 SEED COUNT/POUND TABLE

GA002501

Weight of 100 seed

	Wt (g)	Wt of 1 seed	Count/lb
Jumbo	63.0	0.630	720
Medium	53.0	0.530	856
Number 1	39.3	0.393	1154
Splits	23.4	0.234	1938

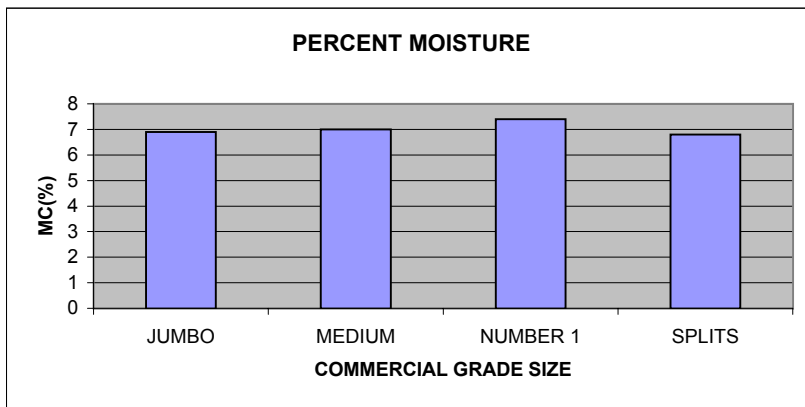
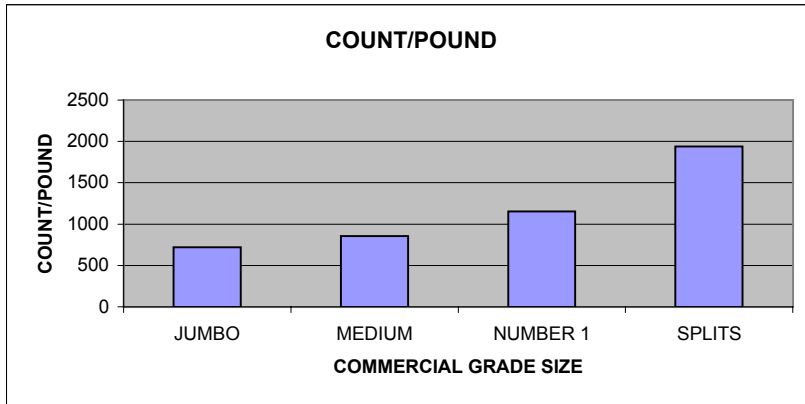
LOCATION 20 SEED MOISTURE CONTENT TABLE

GA002501

GAC 2000 Percent Moisture & Density

	MC*	kg/hl
Jumbo	6.9	56.9
Medium	7.0	58.6
Number 1	7.4	60.7
Splits	6.8	54.1

* NA INDICATES THAT THERE WAS NOT ENOUGH MATERIAL FOR THE GAC 2000 TO READ



LOCATION 20 UPPT 2004 SEED COUNT/POUND TABLE

GA011557

Weight of 100 seed

	Wt (g)	Wt of 1 seed	Count/lb
Jumbo	71.3	0.713	636
Medium	56.7	0.567	800
Number 1	40.5	0.405	1120
Splits	25.6	0.256	1772

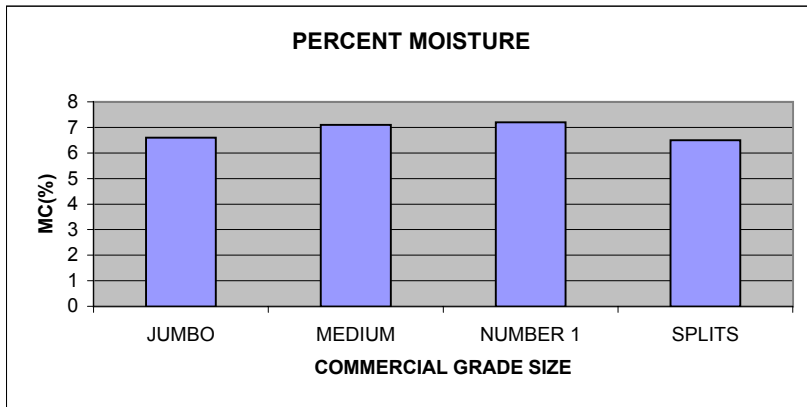
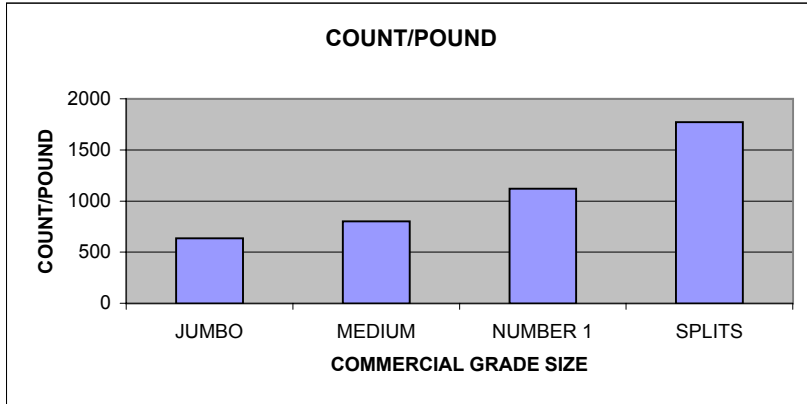
LOCATION 20 SEED MOISTURE CONTENT TABLE

GA011557

GAC 2000 Percent Moisture & Density

	MC*	kg/hl
Jumbo	6.6	59.7
Medium	7.1	59.3
Number 1	7.2	NA
Splits	6.5	55.7

* NA INDICATES THAT THERE WAS NOT ENOUGH MATERIAL FOR THE GAC 2000 TO READ



LOCATION 20 UPPT 2004 SEED COUNT/POUND TABLE

CRSP08

Weight of 100 seed

	Wt (g)	Wt of 1 seed	Count/lb
Jumbo	75.0	0.750	605
Medium	52.3	0.523	867
Number 1	36.7	0.367	1236
Splits	27.1	0.271	1674

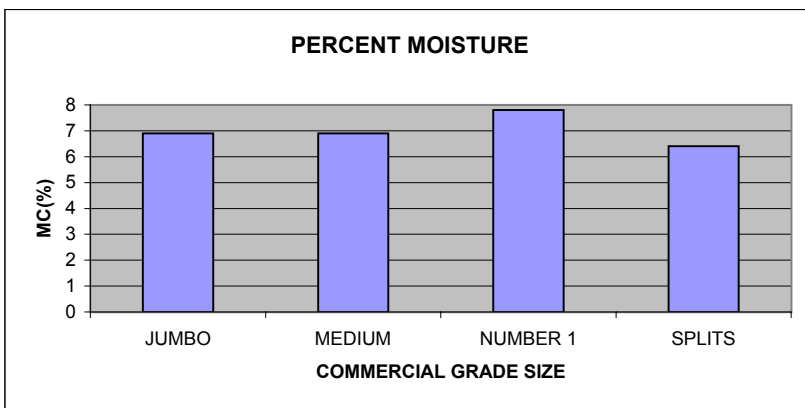
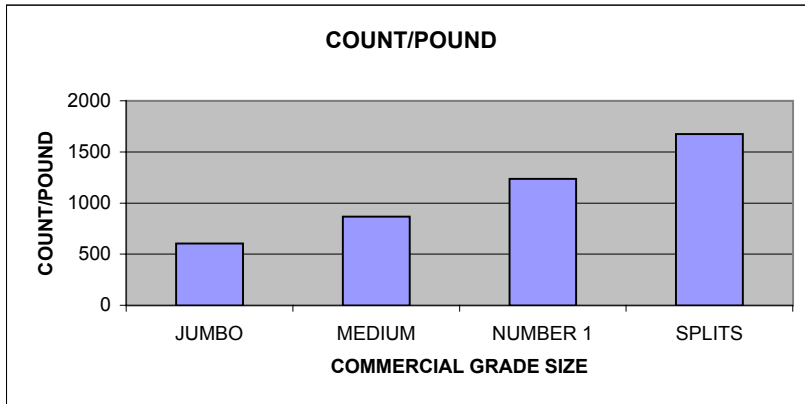
LOCATION 20 SEED MOISTURE CONTENT TABLE

CRSP08

GAC 2000 Percent Moisture & Density

	MC*	kg/hl
Jumbo	6.9	56.0
Medium	6.9	61.2
Number 1	7.8	NA
Splits	6.4	55.6

* NA INDICATES THAT THERE WAS NOT ENOUGH MATERIAL FOR THE GAC 2000 TO READ



LOCATION 20 UPPT 2004 SEED COUNT/POUND TABLE

CRSP14

Weight of 100 seed

	Wt (g)	Wt of 1 seed	Count/lb
Jumbo	72.3	0.723	627
Medium	54.0	0.540	840
Number 1	36.8	0.368	1233
Splits	28.2	0.282	1609

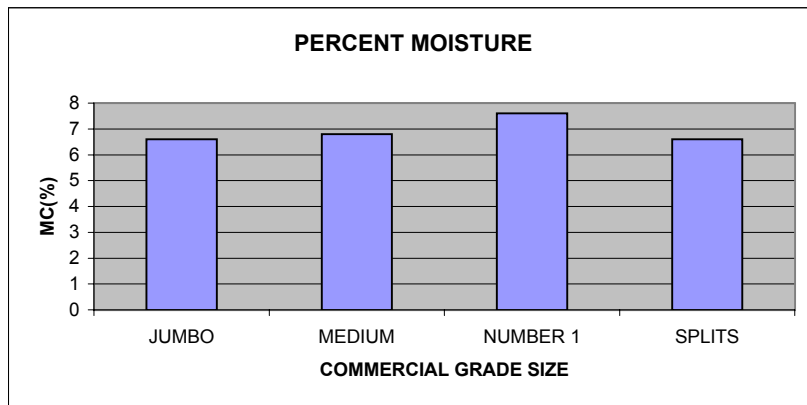
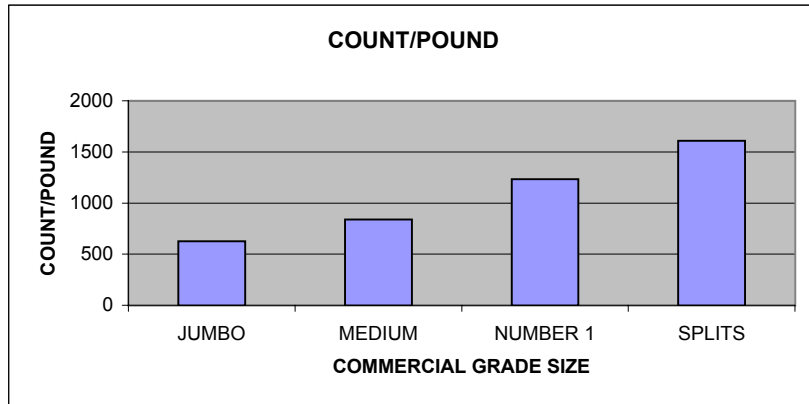
LOCATION 20 SEED MOISTURE CONTENT TABLE

CRSP14

GAC 2000 Percent Moisture & Density

	MC*	kg/hl
Jumbo	6.6	59.4
Medium	6.8	60.5
Number 1	7.6	NA
Splits	6.6	55.7

* NA INDICATES THAT THERE WAS NOT ENOUGH MATERIAL FOR THE GAC 2000 TO READ



LOCATION 20 UPPT 2004 SEED COUNT/POUND TABLE

NC7

Weight of 100 seed

	Wt (g)	Wt of 1 seed	Count/lb
ELK	102.6	1.026	442
Medium	64.5	0.645	703
Number 1	40.2	0.402	1128
Splits	43.8	0.438	1036

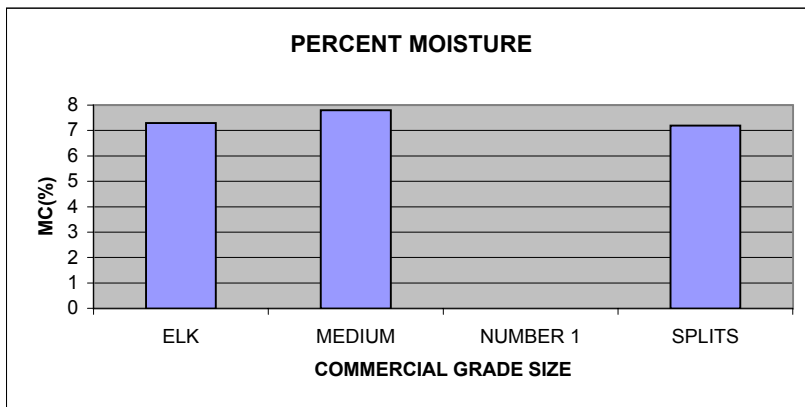
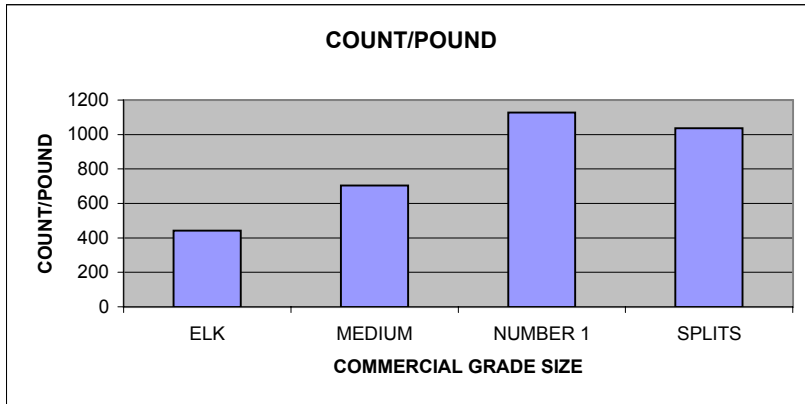
LOCATION 20 SEED MOISTURE CONTENT TABLE

NC7

GAC 2000 Percent Moisture & Density

	MC*	kg/hl
ELK	7.3	58.0
Medium	7.8	58.0
Number 1	NA	NA
Splits	7.2	54.0

* NA INDICATES THAT THERE WAS NOT ENOUGH MATERIAL FOR THE GAC 2000 TO READ



LOCATION 20 UPPT 2004 SEED COUNT/POUND TABLE

GA012534

Weight of 100 seed

	Wt (g)	Wt of 1 seed	Count/lb
ELK	80.0	0.800	567
Medium	56.4	0.564	804
Number 1	39.0	0.390	1163
Splits	35.7	0.357	1271

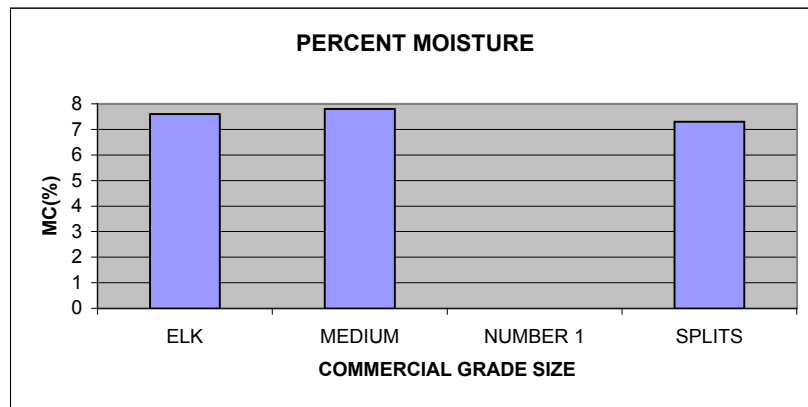
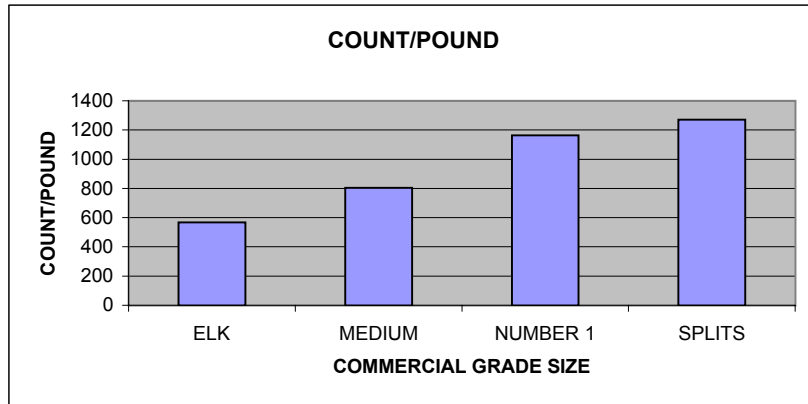
LOCATION 20 SEED MOISTURE CONTENT TABLE

GA012534

GAC 2000 Percent Moisture & Density

	MC*	kg/hl
ELK	7.6	56.2
Medium	7.8	59.3
Number 1	NA	NA
Splits	7.3	55.1

* NA INDICATES THAT THERE WAS NOT ENOUGH MATERIAL FOR THE GAC 2000 TO READ



LOCATION 20 UPPT 2004 SEED COUNT/POUND TABLE

N00098ol

Weight of 100 seed

	Wt (g)	Wt of 1 seed	Count/lb
ELK	106.2	1.062	427
Medium	68.4	0.684	663
Number 1	43.2	0.432	1050
Splits	45.2	0.452	1004

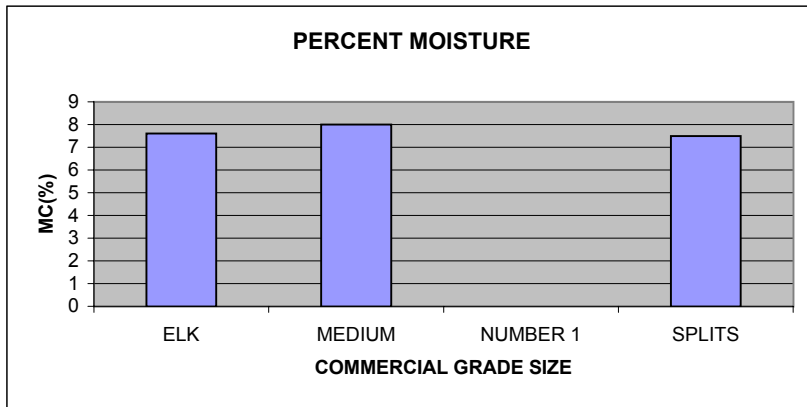
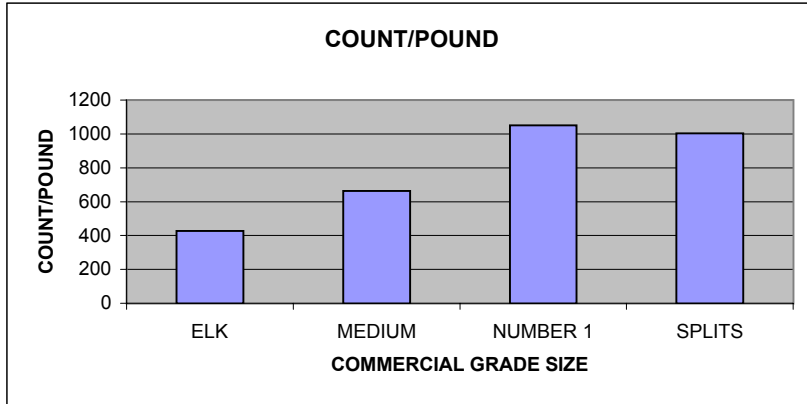
LOCATION 20 SEED MOISTURE CONTENT TABLE

N00098ol

GAC 2000 Percent Moisture & Density

	MC*	kg/hl
ELK	7.6	56.7
Medium	8.0	60.2
Number 1	NA	NA
Splits	7.5	56.3

* NA INDICATES THAT THERE WAS NOT ENOUGH MATERIAL FOR THE GAC 2000 TO READ



LOCATION 20 UPPT 2004 SEED COUNT/POUND TABLE

N01013T

Weight of 100 seed

	Wt (g)	Wt of 1 seed	Count/lb
ELK	96.3	0.963	471
Medium	61.8	0.618	734
Number 1	38.3	0.383	1184
Splits	40.4	0.404	1123

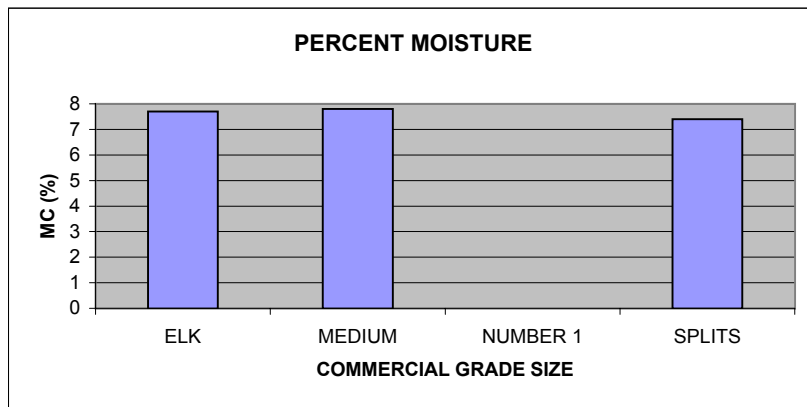
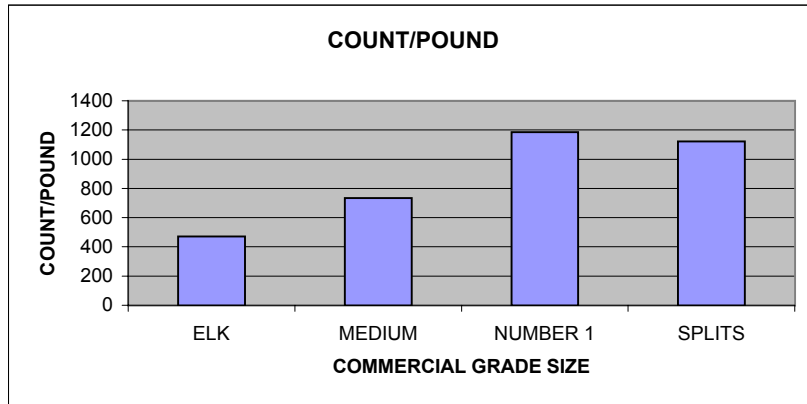
LOCATION 20 SEED MOISTURE CONTENT TABLE

N01013T

GAC 2000 Percent Moisture & Density

	MC*	kg/hl
ELK	7.7	56.3
Medium	7.8	58.2
Number 1	NA	NA
Splits	7.4	55.0

* NA INDICATES THAT THERE WAS NOT ENOUGH MATERIAL FOR THE GAC 2000 TO READ



LOCATION 20 UPPT 2004 SEED COUNT/POUND TABLE

N02006

Weight of 100 seed

	Wt (g)	Wt of 1 seed	Count/lb
ELK	101.4	1.014	447
Medium	57.9	0.579	783
Number 1	40.0	0.400	1134
Splits	45.2	0.452	1004

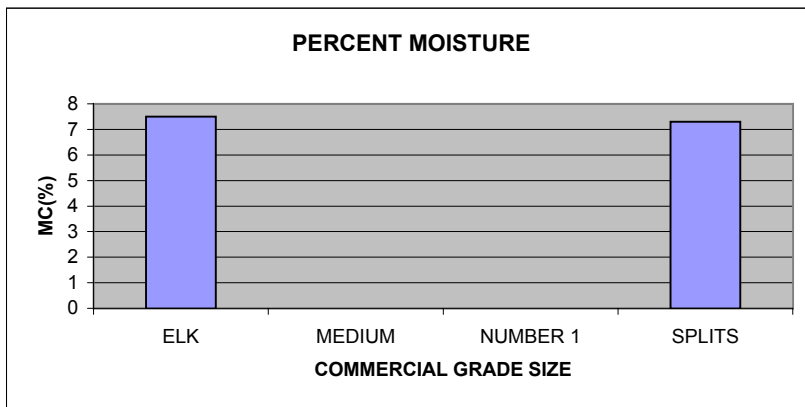
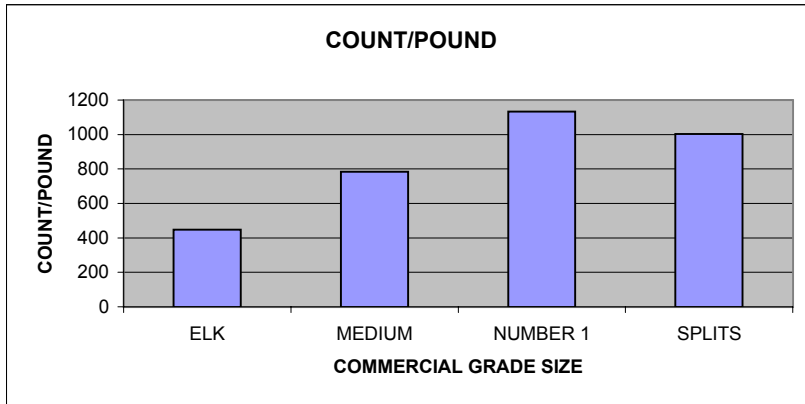
LOCATION 20 SEED MOISTURE CONTENT TABLE

N02006

GAC 2000 Percent Moisture & Density

	MC*	kg/hl
ELK	7.5	59.2
Medium	NA	NA
Number 1	NA	NA
Splits	7.3	54.6

* NA INDICATES THAT THERE WAS NOT ENOUGH MATERIAL FOR THE GAC 2000 TO READ



LOCATION 20 UPPT 2004 SEED COUNT/POUND TABLE

VT003069

Weight of 100 seed

	Wt (g)	Wt of 1 seed	Count/lb
ELK	104.1	1.041	436
Medium	64.9	0.649	699
Number 1	48.1	0.481	943
Splits	45.4	0.454	999

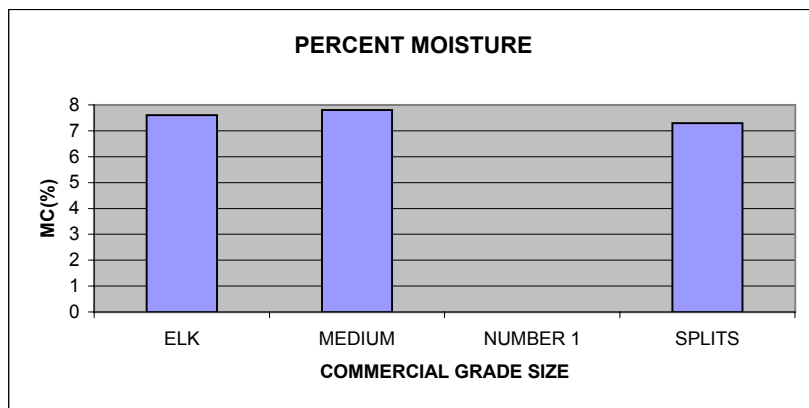
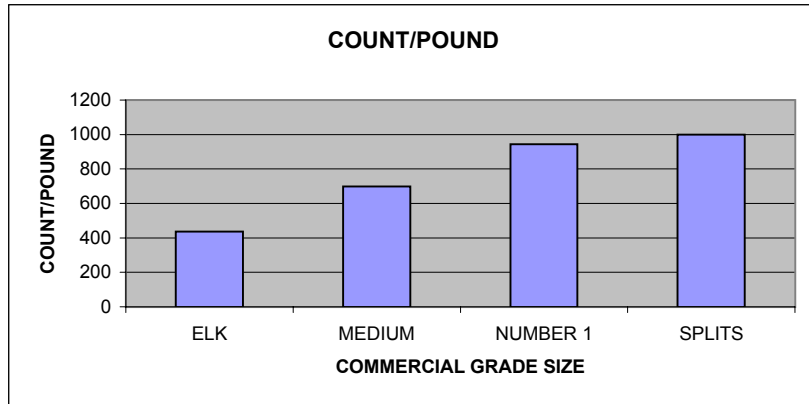
LOCATION 20 SEED MOISTURE CONTENT TABLE

VT003069

GAC 2000 Percent Moisture & Density

	MC*	kg/hl
ELK	7.6	57.5
Medium	7.8	60.6
Number 1	NA	NA
Splits	7.3	54.2

* NA INDICATES THAT THERE WAS NOT ENOUGH MATERIAL FOR THE GAC 2000 TO READ



LOCATION 20 UPPT 2004 SHELLING DATA

VARIETY: FLORUNNER DATE: NOV. 24, 2004

STAGE	GRATE		WEIGHT	TIME
1st	29	initial	6719.9	124 sec.
		grams shelled / min	1897.4	
2nd	26	unshelled	2798.7	97 sec.
		grams shelled / min	873.0	
3rd	23	unshelled	1387.4	124 sec.
		grams shelled / min	475.7	
4th	20	unshelled	404.2	98 sec.
		grams shelled / min	247.5	
5th	17	unshelled	90.2	34 sec.
		grams shelled / min	156.9	
6th		unshelled		
		grams shelled / min		
Final grams unshelled			1.3	
Total grams shelled			6719.9	7.95 min.
Total grams shelled / min			845.3	
HULLS			1396.7	

VARIETY: UF03325 DATE: NOV. 24, 2004

STAGE	GRATE		WEIGHT	TIME
1st	28	initial	6679.3	156 sec.
		grams shelled / min	1832.0	
2nd	25	unshelled	1916.1	112 sec.
		grams shelled / min	662.6	
3rd	22	unshelled	679.3	142 sec.
		grams shelled / min	244.5	
4th	19	unshelled	100.7	37 sec.
		grams shelled / min	163.3	
5th	16	unshelled	3.8	3 sec.
		grams shelled / min	76.0	
6th		unshelled		
		grams shelled / min		
Final grams unshelled			0.0	
Total grams shelled			6679.3	7.50 min.
Total grams shelled / min			890.6	
HULLS			1476.0	

VARIETY: UF03326 DATE: NOV. 24, 2004

STAGE	GRATE		WEIGHT	TIME
1st	28	initial	6861.1	183 sec.
		grams shelled / min	1684.5	
2nd	25	unshelled	1723.4	120 sec.
		grams shelled / min	577.3	
3rd	22	unshelled	568.9	123 sec.
		grams shelled / min	230.4	
4th	19	unshelled	96.5	40 sec.
		grams shelled / min	140.7	
5th		unshelled		
		grams shelled / min		
6th		unshelled		
		grams shelled / min		
Final grams unshelled			2.7	
Total grams shelled			6861.1	7.77 min.
Total grams shelled / min			883.4	
HULLS			1514.4	

VARIETY: UF03514 DATE: NOV. 24, 2004

STAGE	GRATE		WEIGHT	TIME
1st	29	initial	6740.5	123 sec.
		grams shelled / min	1999.2	
2nd	26	unshelled	2642.2	107 sec.
		grams shelled / min	757.1	
3rd	23	unshelled	1292.1	162 sec.
		grams shelled / min	401.7	
4th	20	unshelled	207.6	62 sec.
		grams shelled / min	200.9	
5th	17	unshelled	19.1	7 sec.
		grams shelled / min	163.7	
6th		unshelled		
		grams shelled / min		
Final grams unshelled			0.0	
Total grams shelled			6740.5	7.68 min.
Total grams shelled / min			877.3	
HULLS			1384.1	

VARIETY: GA002501 DATE: NOV. 24, 2004

STAGE	GRATE		WEIGHT	TIME
1st	28	initial	5188.5	108 sec.
		grams shelled / min	1638.5	
2nd	25	unshelled	2239.2	112 sec.
		grams shelled / min	664.0	
3rd	22	unshelled	999.7	147 sec.
		grams shelled / min	322.2	
4th	19	unshelled	210.3	51 sec.
		grams shelled / min	238.8	
5th		unshelled		
		grams shelled / min		
6th		unshelled		
		grams shelled / min		
Final grams unshelled			7.3	
Total grams shelled			5188.5	6.97 min.
Total grams shelled / min			744.8	
HULLS			1085.4	

VARIETY: GA011557 DATE: NOV. 24, 2004

STAGE	GRATE		WEIGHT	TIME
1st	28	initial	6509.2	145 sec.
		grams shelled / min	2047.2	
2nd	25	unshelled	1561.9	91 sec.
		grams shelled / min	701.1	
3rd	22	unshelled	498.5	95 sec.
		grams shelled / min	249.7	
4th	19	unshelled	103.2	30 sec.
		grams shelled / min	200.2	
5th		unshelled		
		grams shelled / min		
6th		unshelled		
		grams shelled / min		
Final grams unshelled			3.1	
Total grams shelled			6509.2	6.02 min.
Total grams shelled / min			1081.9	
HULLS			1241.3	

LOCATION 20 UPPT 2004 SHELLING DATA

VARIETY: CRSP08 DATE: NOV. 24, 2004

STAGE	GRATE		WEIGHT	TIME
1st	30	initial	6252.2	122 sec.
		grams shelled / min	2246.1	
2nd	27	unshelled	1685.2	83 sec.
		grams shelled / min	825.4	
3rd	24	unshelled	543.4	80 sec.
		grams shelled / min	318.2	
4th	21	unshelled	119.2	34 sec.
		grams shelled / min	196.6	
5th	18	unshelled	7.8	5 sec.
		grams shelled / min	93.6	
6th		unshelled		
		grams shelled / min		
Final grams unshelled			0.0	
Total grams shelled			6252.2	5.40 min.
Total grams shelled / min			1157.8	
HULLS			1477.7	

VARIETY: CRSP14 DATE: NOV. 26, 2004

STAGE	GRATE		WEIGHT	TIME
1st	30	initial	6645.2	131 sec.
		grams shelled / min	2322.2	
2nd	27	unshelled	1575.0	80 sec.
		grams shelled / min	826.7	
3rd	24	unshelled	472.7	82 sec.
		grams shelled / min	285.7	
4th	21	unshelled	82.3	29 sec.
		grams shelled / min	152.7	
5th	18	unshelled	8.5	4 sec.
		grams shelled / min	127.5	
6th		unshelled		
		grams shelled / min		
Final grams unshelled			0.0	
Total grams shelled			6645.2	5.43 min.
Total grams shelled / min			1223.0	
HULLS			1553.1	

VARIETY: NC7 DATE: NOV. 26, 2004

STAGE	GRATE		WEIGHT	TIME
1st	32	initial	7028.2	152 sec.
		grams shelled / min	2591.7	
2nd	29	unshelled	462.5	36 sec.
		grams shelled / min	443.0	
3rd	26	unshelled	196.7	38 sec.
		grams shelled / min	221.7	
4th	23	unshelled	56.3	23 sec.
		grams shelled / min	121.6	
5th	20	unshelled	9.7	5 sec.
		grams shelled / min	116.4	
6th		unshelled		
		grams shelled / min		
Final grams unshelled			0.0	
Total grams shelled			7028.2	4.23 min.
Total grams shelled / min			1660.2	
HULLS			1742.6	

VARIETY: GA012534 DATE: NOV. 26, 2004

STAGE	GRATE		WEIGHT	TIME
1st	31	initial	6957.0	219 sec.
		grams shelled / min	1485.1	
2nd	28	unshelled	1536.4	76 sec.
		grams shelled / min	809.7	
3rd	25	unshelled	510.8	54 sec.
		grams shelled / min	408.1	
4th	22	unshelled	143.5	33 sec.
		grams shelled / min	240.9	
5th	19	unshelled	11.0	4 sec.
		grams shelled / min	165.0	
6th		unshelled		
		grams shelled / min		
Final grams unshelled			0.0	
Total grams shelled			6957.0	6.43 min.
Total grams shelled / min			1081.4	
HULLS			1449.2	

VARIETY: N000980l DATE: NOV. 26, 2004

STAGE	GRATE		WEIGHT	TIME
1st	30	initial	6409.5	156 sec.
		grams shelled / min	2219.8	
2nd	27	unshelled	638.1	52 sec.
		grams shelled / min	506.5	
3rd	24	unshelled	199.1	39 sec.
		grams shelled / min	261.5	
4th	21	unshelled	29.1	12 sec.
		grams shelled / min	127.5	
5th		unshelled		
		grams shelled / min		
6th		unshelled		
		grams shelled / min		
Final grams unshelled			3.6	
Total grams shelled			6409.5	4.32 min.
Total grams shelled / min			1484.8	
HULLS			1574.2	

VARIETY: N01013T DATE: NOV. 26, 2004

STAGE	GRATE		WEIGHT	TIME
1st	31	initial	6649.4	239 sec.
		grams shelled / min	1511.8	
2nd	28	unshelled	627.3	54 sec.
		grams shelled / min	439.4	
3rd	25	unshelled	231.8	42 sec.
		grams shelled / min	229.7	
4th	22	unshelled	71.0	25 sec.
		grams shelled / min	148.8	
5th	19	unshelled	9.0	5 sec.
		grams shelled / min	108.0	
6th		unshelled		
		grams shelled / min		
Final grams unshelled			0.0	
Total grams shelled			6649.4	6.08 min.
Total grams shelled / min			1093.1	
HULLS			1597.0	

LOCATION 20 UPPT 2004 SHELLING DATA

VARIETY: N02006

DATE: NOV. 26, 2004

VARIETY: VT003069

DATE: NOV. 26, 2004

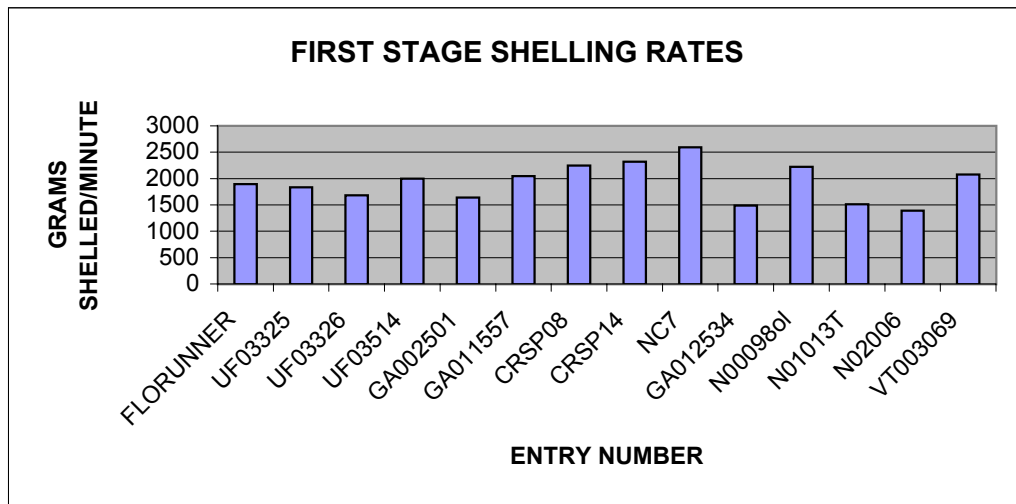
STAGE

	GRATE		WEIGHT	TIME
1st	31	initial	6423.0	266 sec.
		grams shelled / min	1387.7	
2nd	28	unshelled	270.9	50 sec.
		grams shelled / min	221.0	
3rd	25	unshelled	86.7	27 sec.
		grams shelled / min	115.1	
4th	22	unshelled	34.9	24 sec.
		grams shelled / min	75.3	
5th		unshelled		
		grams shelled / min		
6th		unshelled		
		grams shelled / min		
		Final grams unshelled	4.8	
		Total grams shelled	6423.0	6.12 min.
		Total grams shelled / min	1050.1	
		HULLS	1647.5	

	GRATE		WEIGHT	TIME
	30	initial	6289.1	168 sec.
		grams shelled / min	2078.5	
	27	unshelled	469.4	49 sec.
		grams shelled / min	377.6	
	24	unshelled	161.0	32 sec.
		grams shelled / min	244.5	
	21	unshelled	30.6	9 sec.
		grams shelled / min	188.0	
		unshelled		
		grams shelled / min		
		unshelled		
		grams shelled / min		
		Final grams unshelled	2.4	
		Total grams shelled	6289.1	4.30 min.
		Total grams shelled / min	1462.6	
		HULLS	1430.0	

LOCATION 20 UPPT 2004 FIRST STAGE SHELLING RATES

<u>ENTRY NUMBER</u>	<u>GRAMS SHELLED / MINUTE</u>
FLORUNNER	1897.4
UF03325	1832.0
UF03326	1684.5
UF03514	1999.2
GA002501	1638.5
GA011557	2047.2
CRSP08	2246.1
CRSP14	2322.2
NC7	2591.7
GA012534	1485.1
N000980l	2219.8
N01013T	1511.8
N02006	1387.7
VT003069	2078.5



LOCATION 30 UPPT 2004 POD BULK DENSITY TABLE

FLORUNNER

BULK DENSITY	Kg	cm	Kg/m ³
	6.60	24.90	285.30

UF03326

BULK DENSITY	Kg	cm	Kg/m ³
	6.37	25.33	270.89

GA002501

BULK DENSITY	Kg	cm	Kg/m ³
	6.55	26.95	261.76

CRSP08

BULK DENSITY	Kg	cm	Kg/m ³
	6.20	22.40	297.74

NC7

BULK DENSITY	Kg	cm	Kg/m ³
	6.58	29.98	236.40

N000980l

BULK DENSITY	Kg	cm	Kg/m ³
	6.22	30.50	219.52

N02006

BULK DENSITY	Kg	cm	Kg/m ³
	6.25	30.00	224.18

UF03325

BULK DENSITY	Kg	cm	Kg/m ³
	6.66	25.65	279.65

UF03514

BULK DENSITY	Kg	cm	Kg/m ³
	6.37	23.40	292.86

GA011557

BULK DENSITY	Kg	cm	Kg/m ³
	6.42	23.03	300.32

CRSP14

BULK DENSITY	Kg	cm	Kg/m ³
	6.25	21.95	306.39

GA012534

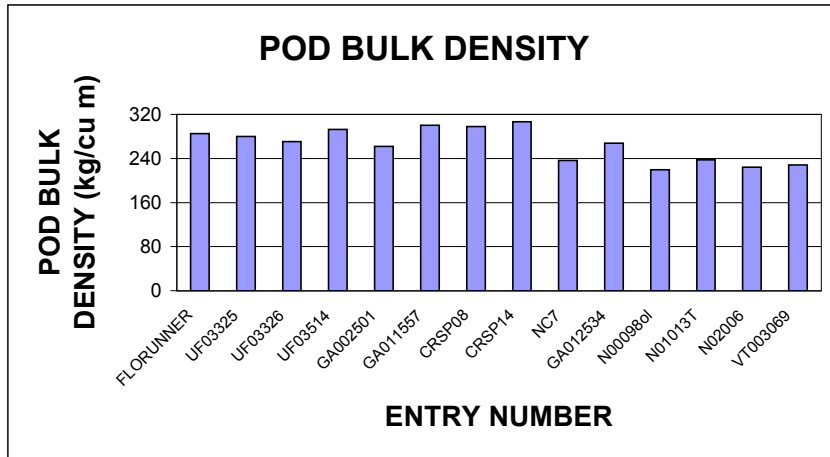
BULK DENSITY	Kg	cm	Kg/m ³
	6.47	26.05	267.47

N01013T

BULK DENSITY	Kg	cm	Kg/m ³
	6.49	29.43	237.59

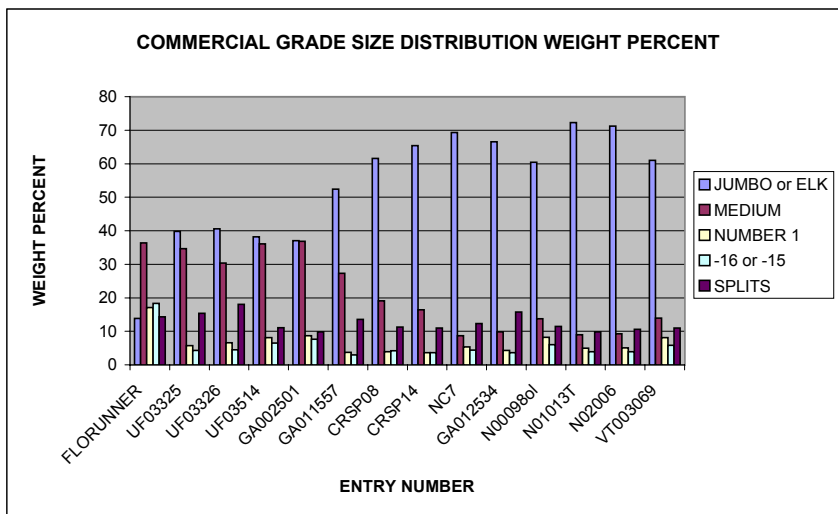
VT003069

BULK DENSITY	Kg	cm	Kg/m ³
	6.46	30.50	228.13



LOCATION 30 UPPT 2004 COMMERCIAL GRADE SIZE WEIGHT PERCENT TABLE

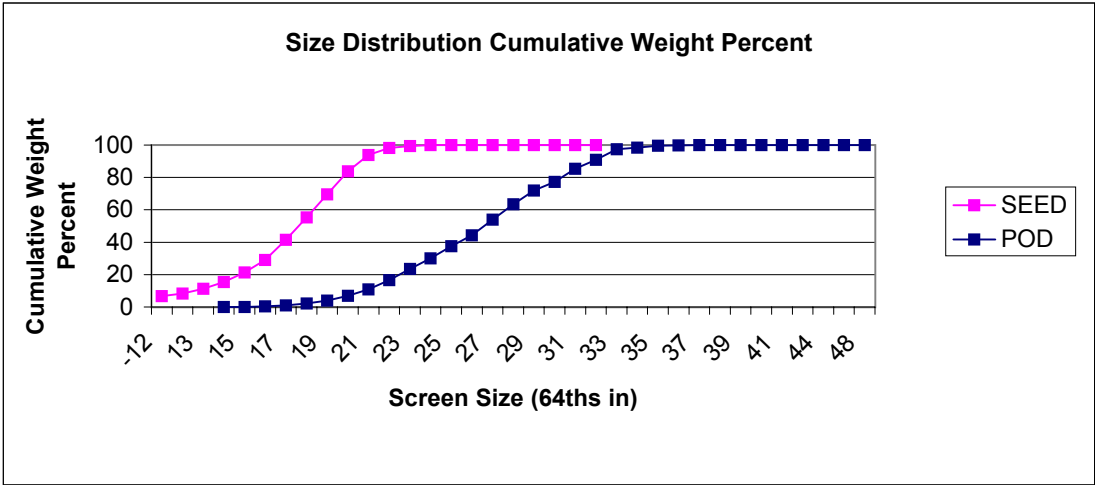
<u>FLORUNNER</u>		<u>UF03325</u>		<u>UF03326</u>		<u>UF03514</u>	
JUMBO	13.86	JUMBO	39.84	JUMBO	40.54	JUMBO	38.17
MEDIUM	36.35	MEDIUM	34.69	MEDIUM	30.33	MEDIUM	36.13
NUMBER 1	17.12	NUMBER 1	5.72	NUMBER 1	6.58	NUMBER 1	8.15
-16	18.36	-16	4.34	-16	4.48	-16	6.46
SPLITS	14.30	SPLITS	15.42	SPLITS	18.06	SPLITS	11.09
<u>GA002501</u>		<u>GA011557</u>		<u>CRSP08</u>		<u>CRSP14</u>	
JUMBO	37.00	JUMBO	52.41	JUMBO	61.58	JUMBO	65.38
MEDIUM	36.87	MEDIUM	27.30	MEDIUM	19.07	MEDIUM	16.41
NUMBER 1	8.68	NUMBER 1	3.71	NUMBER 1	3.89	NUMBER 1	3.59
-16	7.61	-16	3.00	-16	4.16	-16	3.65
SPLITS	9.85	SPLITS	13.59	SPLITS	11.31	SPLITS	10.97
<u>NC7</u>		<u>GA012534</u>		<u>N000980l</u>		<u>N01013T</u>	
ELK	69.31	ELK	66.56	ELK	60.47	ELK	72.27
MEDIUM	8.71	MEDIUM	9.79	MEDIUM	13.79	MEDIUM	9.01
NUMBER 1	5.30	NUMBER 1	4.32	NUMBER 1	8.23	NUMBER 1	4.98
-15	4.37	-15	3.62	-15	6.06	-15	3.89
SPLITS	12.31	SPLITS	15.71	SPLITS	11.45	SPLITS	9.86
<u>N02006</u>		<u>VT003069</u>					
ELK	71.19	ELK	61.05				
MEDIUM	9.23	MEDIUM	13.96				
NUMBER 1	5.08	NUMBER 1	8.11				
-15	3.91	-15	5.87				
SPLITS	10.59	SPLITS	11.02				



LOCATION 30 UPPT 2004 SIZE DISTRIBUTION CUMULATIVE WEIGHT PERCENT TABLE

FLOORRUNNER

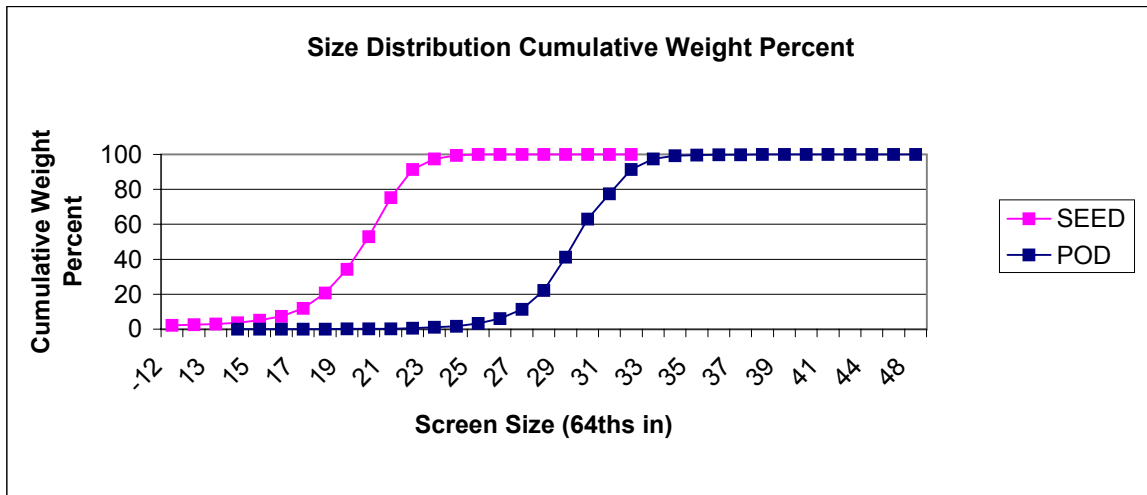
POD				SEED				
SCREEN SIZE	Weight	Wt %	Cum. Wt. %	SCREEN SIZE	Weight	Wt %	Wt % w/o SS	Cum. Wt %
				SS	701.9	14.30	---	---
				-12 & -17R	280.2	5.71	6.66	6.66
				12	69.7	1.42	1.66	8.32
				13	120.7	2.46	2.87	11.19
14	0.1	0.01	0.01	14	180.1	3.67	4.28	15.47
15	0.6	0.04	0.05	15	250.5	5.10	5.96	21.43
16	5.1	0.33	0.38	16	321.0	6.54	7.63	29.06
17	9.0	0.59	0.97	17	519.1	10.58	12.34	41.40
18	16.9	1.11	2.08	18	583.8	11.90	13.88	55.29
19	29.6	1.94	4.03	19	601.8	12.26	14.31	69.60
20	42.9	2.82	6.84	20	598.4	12.19	14.23	83.82
21	61.9	4.06	10.91	21	421.9	8.60	10.03	93.86
22	88.1	5.79	16.69	22	183.6	3.74	4.37	98.22
23	102.9	6.76	23.45	23	51.2	1.04	1.22	99.44
24	101.0	6.63	30.08	24	20.1	0.41	0.48	99.92
25	112.6	7.39	37.47	25	2.6	0.05	0.06	99.98
26	104.9	6.89	44.36	26	0.0	0.00	0.00	99.98
27	145.1	9.53	53.89	27	0.9	0.02	0.02	100.00
28	145.4	9.55	63.44	28	0.0	0.00	0.00	100.00
29	129.1	8.48	71.92	29	0.0	0.00	0.00	100.00
30	81.9	5.38	77.29	30	0.0	0.00	0.00	100.00
31	124.1	8.15	85.44	31	0.0	0.00	0.00	100.00
32	83.2	5.46	90.91	32	0.0	0.00	0.00	100.00
33	99.4	6.53	97.43	Total	4907.5	100	100	
34	16.0	1.05	98.48	Hull wt	1722.3			
35	17.1	1.12	99.61	Wt w/o SS	4205.6			
36	4.2	0.28	99.88	Percent Hulls		25.98		
37	1.8	0.12	100.00	Percent Meats		74.02		
38	0.0	0.00	100.00			100		
39	0.0	0.00	100.00					
40	0.0	0.00	100.00					
41	0.0	0.00	100.00					
42	0.0	0.00	100.00					
44	0.0	0.00	100.00					
46	0.0	0.00	100.00					
48	0.0	0.00	100.00					
POD WT.	1522.9							



LOCATION 30 UPPT 2004 SIZE DISTRIBUTION CUMULATIVE WEIGHT PERCENT TABLE

UF03325

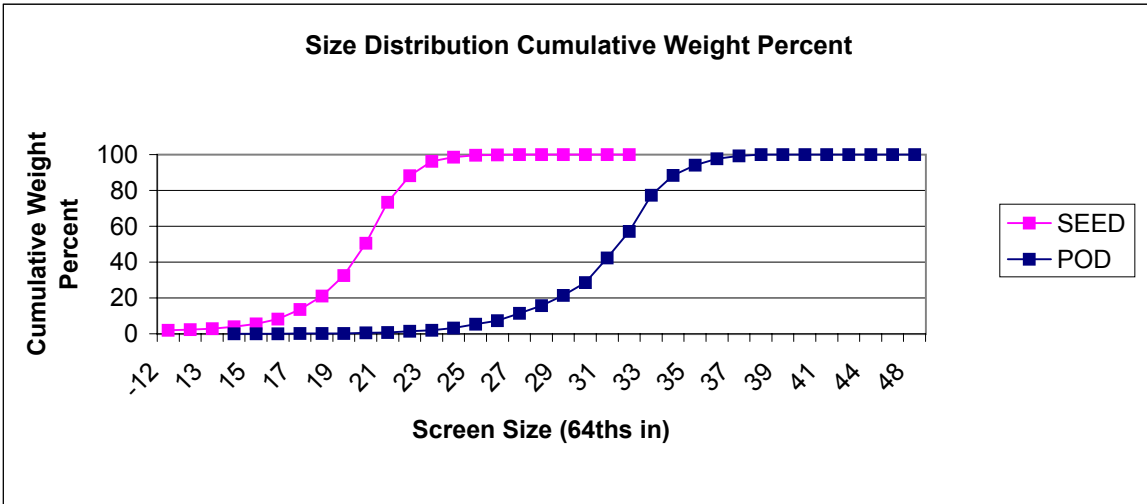
POD				SEED				
SCREEN SIZE	Weight	Wt %	Cum. Wt. %	SCREEN SIZE	Weight	Wt %	Wt % w/o SS	Cum. Wt %
				SS	799.3	15.42	---	---
				-12 & -17R	98.4	1.90	2.24	2.24
				12	10.7	0.21	0.24	2.49
				13	20.2	0.39	0.46	2.95
14	0.0	0.00	0.00	14	34.8	0.67	0.79	3.74
15	0.0	0.00	0.00	15	60.8	1.17	1.39	5.13
16	0.0	0.00	0.00	16	99.5	1.92	2.27	7.40
17	0.0	0.00	0.00	17	196.9	3.80	4.49	11.89
18	0.0	0.00	0.00	18	384.5	7.42	8.77	20.65
19	1.6	0.10	0.10	19	599.5	11.56	13.67	34.33
20	0.8	0.05	0.14	20	814.6	15.71	18.58	52.90
21	2.2	0.13	0.27	21	982.9	18.96	22.41	75.31
22	3.8	0.23	0.50	22	706.8	13.63	16.12	91.43
23	10.5	0.63	1.13	23	261.7	5.05	5.97	97.40
24	8.7	0.52	1.65	24	93.4	1.80	2.13	99.53
25	26.7	1.59	3.24	25	17.8	0.34	0.41	99.93
26	46.1	2.75	6.00	26	2.9	0.06	0.07	100.00
27	89.7	5.36	11.35	27	0.0	0.00	0.00	100.00
28	179.5	10.72	22.07	28	0.0	0.00	0.00	100.00
29	319.1	19.06	41.13	29	0.0	0.00	0.00	100.00
30	366.9	21.91	63.04	30	0.0	0.00	0.00	100.00
31	240.8	14.38	77.42	31	0.0	0.00	0.00	100.00
32	233.1	13.92	91.34	32	0.0	0.00	0.00	100.00
33	100.7	6.01	97.35	Total	5184.7	100	100	
34	31.1	1.86	99.21	Hull wt	1530.9			
35	6.9	0.41	99.62	Wt w/o SS	4385.4			
36	1.9	0.11	99.74	Percent Hulls		22.80		
37	2.1	0.13	99.86	Percent Meats		77.20		
38	2.3	0.14	100.00			100		
39	0.0	0.00	100.00					
40	0.0	0.00	100.00					
41	0.0	0.00	100.00					
42	0.0	0.00	100.00					
44	0.0	0.00	100.00					
46	0.0	0.00	100.00					
48	0.0	0.00	100.00					
POD WT.	1674.5							



LOCATION 30 UPPT 2004 SIZE DISTRIBUTION CUMULATIVE WEIGHT PERCENT TABLE

UF03326

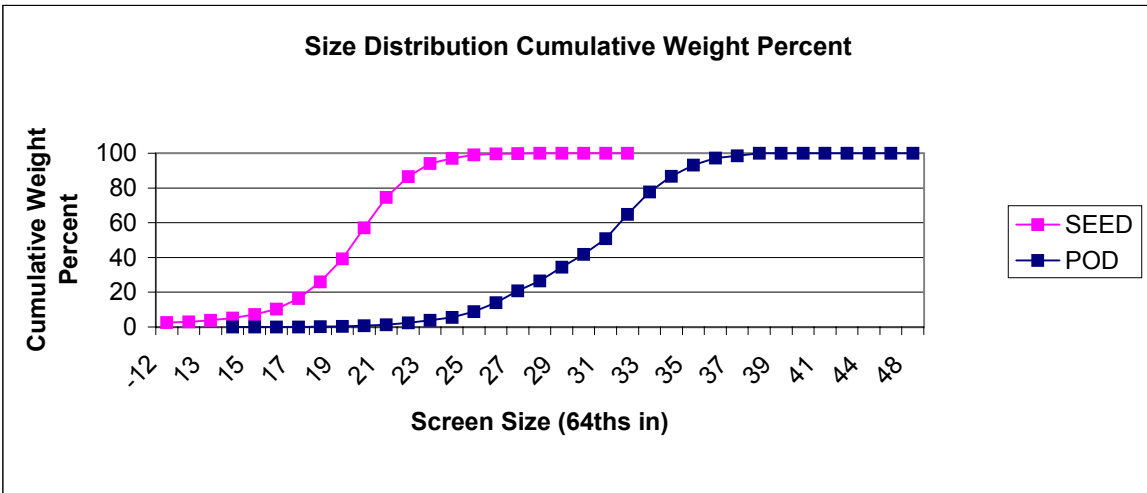
POD				SEED				
SCREEN SIZE	Weight	Wt %	Cum. Wt. %	SCREEN SIZE	Weight	Wt %	Wt % w/o SS	Cum. Wt %
				SS	879.1	18.06	---	---
				-12 & -17R	81.2	1.67	2.04	2.04
				12	10.6	0.22	0.27	2.30
				13	21.8	0.45	0.55	2.85
14	0.0	0.00	0.00	14	41.5	0.85	1.04	3.89
15	0.0	0.00	0.00	15	63.1	1.30	1.58	5.47
16	0.2	0.01	0.01	16	112.4	2.31	2.82	8.29
17	1.3	0.09	0.10	17	207.9	4.27	5.21	13.50
18	0.9	0.06	0.16	18	304.0	6.25	7.62	21.12
19	0.8	0.05	0.21	19	454.5	9.34	11.40	32.52
20	3.7	0.25	0.46	20	717.9	14.75	18.00	50.52
21	4.4	0.29	0.75	21	908.9	18.67	22.79	73.31
22	9.2	0.61	1.37	22	591.8	12.16	14.84	88.15
23	8.5	0.57	1.94	23	321.3	6.60	8.06	96.20
24	19.7	1.31	3.25	24	93.7	1.93	2.35	98.55
25	30.6	2.04	5.29	25	43.0	0.88	1.08	99.63
26	29.9	2.00	7.29	26	9.7	0.20	0.24	99.87
27	62.2	4.15	11.44	27	5.1	0.10	0.13	100.00
28	65.3	4.36	15.80	28	0.0	0.00	0.00	100.00
29	83.2	5.55	21.35	29	0.0	0.00	0.00	100.00
30	107.0	7.14	28.49	30	0.0	0.00	0.00	100.00
31	207.0	13.81	42.30	31	0.0	0.00	0.00	100.00
32	221.4	14.77	57.08	32	0.0	0.00	0.00	100.00
33	303.9	20.28	77.36	Total	4867.5	100	100	
34	164.8	11.00	88.36	Hull wt	1537.2			
35	86.5	5.77	94.13	Wt w/o SS	3988.4			
36	52.9	3.53	97.66	Percent Hulls		24.00		
37	23.1	1.54	99.20	Percent Meats		76.00		
38	12.0	0.80	100.00			100		
39	0.0	0.00	100.00					
40	0.0	0.00	100.00					
41	0.0	0.00	100.00					
42	0.0	0.00	100.00					
44	0.0	0.00	100.00					
46	0.0	0.00	100.00					
48	0.0	0.00	100.00					
POD WT.	1498.5							



LOCATION 30 UPPT 2004 SIZE DISTRIBUTION CUMULATIVE WEIGHT PERCENT TABLE

UF03514

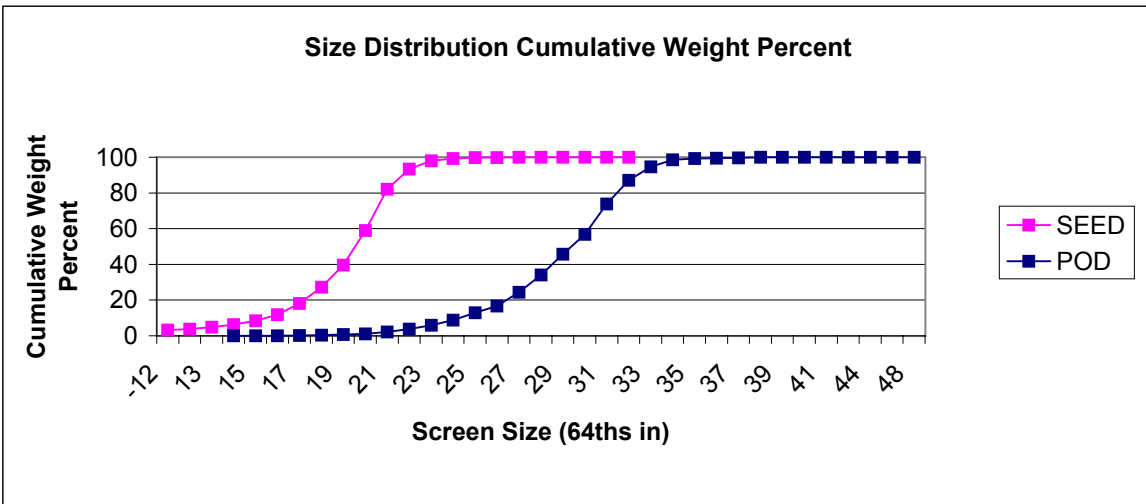
POD				SEED				
SCREEN SIZE	Weight	Wt %	Cum. Wt. %	SCREEN SIZE	Weight	Wt %	Wt % w/o SS	Cum. Wt %
				SS	544.9	11.09	---	---
				-12 & -17R	112.0	2.28	2.56	2.56
				12	20.6	0.42	0.47	3.04
				13	38.6	0.79	0.88	3.92
14	0.0	0.00	0.00	14	55.1	1.12	1.26	5.18
15	0.0	0.00	0.00	15	91.0	1.85	2.08	7.26
16	0.0	0.00	0.00	16	132.8	2.70	3.04	10.30
17	0.6	0.04	0.04	17	267.7	5.45	6.13	16.43
18	2.4	0.15	0.19	18	412.7	8.40	9.45	25.88
19	3.2	0.20	0.39	19	584.8	11.90	13.39	39.27
20	5.8	0.37	0.76	20	777.6	15.83	17.80	57.07
21	9.7	0.62	1.38	21	766.6	15.60	17.55	74.62
22	15.3	0.97	2.35	22	524.2	10.67	12.00	86.62
23	22.9	1.45	3.80	23	326.4	6.64	7.47	94.09
24	27.2	1.72	5.52	24	132.7	2.70	3.04	97.13
25	53.2	3.37	8.90	25	88.4	1.80	2.02	99.15
26	80.4	5.10	13.99	26	19.4	0.39	0.44	99.60
27	107.7	6.83	20.82	27	10.8	0.22	0.25	99.84
28	90.1	5.71	26.54	28	6.8	0.14	0.16	100.00
29	123.6	7.84	34.38	29	0.0	0.00	0.00	100.00
30	117.8	7.47	41.85	30	0.0	0.00	0.00	100.00
31	140.4	8.90	50.75	31	0.0	0.00	0.00	100.00
32	222.2	14.09	64.84	32	0.0	0.00	0.00	100.00
33	202.9	12.87	77.70	Total	4913.1	100	100	
34	141.9	9.00	86.70	Hull wt	1468.6			
35	101.7	6.45	93.15	Wt w/o SS	4368.2			
36	64.2	4.07	97.22	Percent Hulls		23.01		
37	20.8	1.32	98.54	Percent Meats		76.99		
38	23.0	1.46	100.00			100		
39	0.0	0.00	100.00					
40	0.0	0.00	100.00					
41	0.0	0.00	100.00					
42	0.0	0.00	100.00					
44	0.0	0.00	100.00					
46	0.0	0.00	100.00					
48	0.0	0.00	100.00					
POD WT.	1577.0							



LOCATION 30 UPPT 2004 SIZE DISTRIBUTION CUMULATIVE WEIGHT PERCENT TABLE

GA002501

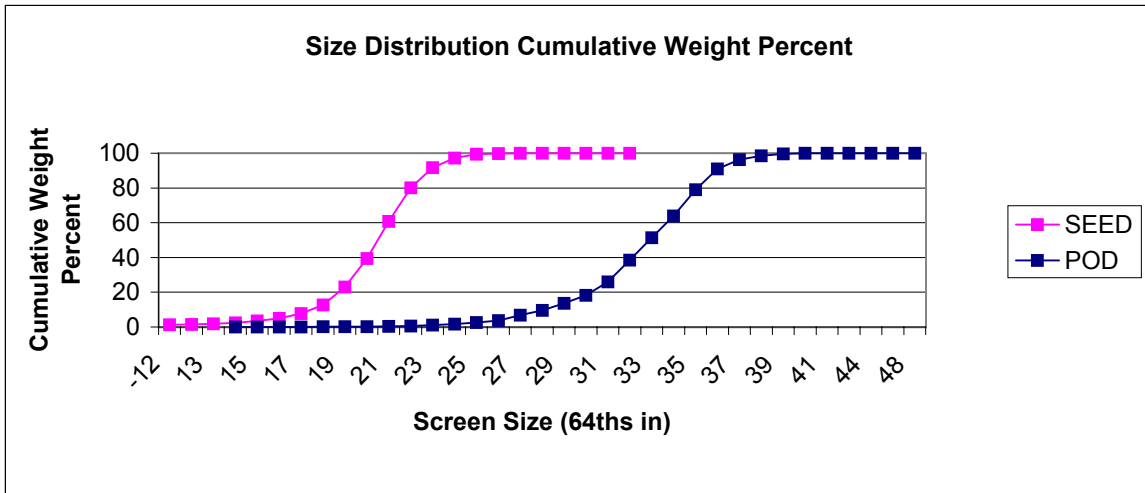
POD				SEED				
SCREEN SIZE	Weight	Wt %	Cum. Wt. %	SCREEN SIZE	Weight	Wt %	Wt % w/o SS	Cum. Wt %
				SS	492.5	9.85	---	---
				-12 & -17R	145.0	2.90	3.22	3.22
				12	24.0	0.48	0.53	3.75
				13	50.0	1.00	1.11	4.86
14	0.0	0.00	0.00	14	63.6	1.27	1.41	6.27
15	0.0	0.00	0.00	15	97.8	1.96	2.17	8.44
16	0.7	0.04	0.04	16	150.3	3.01	3.33	11.77
17	1.7	0.10	0.15	17	284.0	5.68	6.30	18.07
18	4.2	0.26	0.40	18	416.5	8.33	9.24	27.31
19	5.8	0.35	0.76	19	556.9	11.13	12.35	39.66
20	6.6	0.40	1.16	20	870.5	17.41	19.31	58.96
21	17.4	1.06	2.22	21	1043.4	20.86	23.14	82.10
22	23.9	1.46	3.68	22	504.0	10.08	11.18	93.28
23	38.0	2.32	6.00	23	210.0	4.20	4.66	97.94
24	45.7	2.79	8.78	24	61.6	1.23	1.37	99.31
25	66.4	4.05	12.83	25	20.8	0.42	0.46	99.77
26	63.9	3.90	16.73	26	5.6	0.11	0.12	99.89
27	126.6	7.72	24.45	27	3.8	0.08	0.08	99.98
28	157.3	9.59	34.04	28	1.1	0.02	0.02	100.00
29	190.7	11.63	45.68	29	0.0	0.00	0.00	100.00
30	182.8	11.15	56.82	30	0.0	0.00	0.00	100.00
31	279.6	17.05	73.88	31	0.0	0.00	0.00	100.00
32	216.3	13.19	87.07	32	0.0	0.00	0.00	100.00
33	123.5	7.53	94.60	Total	5001.4	100	100	
34	65.6	4.00	98.60	Hull wt	1594.1			
35	10.1	0.62	99.22	Wt w/o SS	4508.9			
36	4.3	0.26	99.48	Percent Hulls		24.17		
37	3.6	0.22	99.70	Percent Meats		75.83		
38	4.9	0.30	100.00			100		
39	0.0	0.00	100.00					
40	0.0	0.00	100.00					
41	0.0	0.00	100.00					
42	0.0	0.00	100.00					
44	0.0	0.00	100.00					
46	0.0	0.00	100.00					
48	0.0	0.00	100.00					
POD WT.	1639.6							



LOCATION 30 UPPT 2004 SIZE DISTRIBUTION CUMULATIVE WEIGHT PERCENT TABLE

GA011557

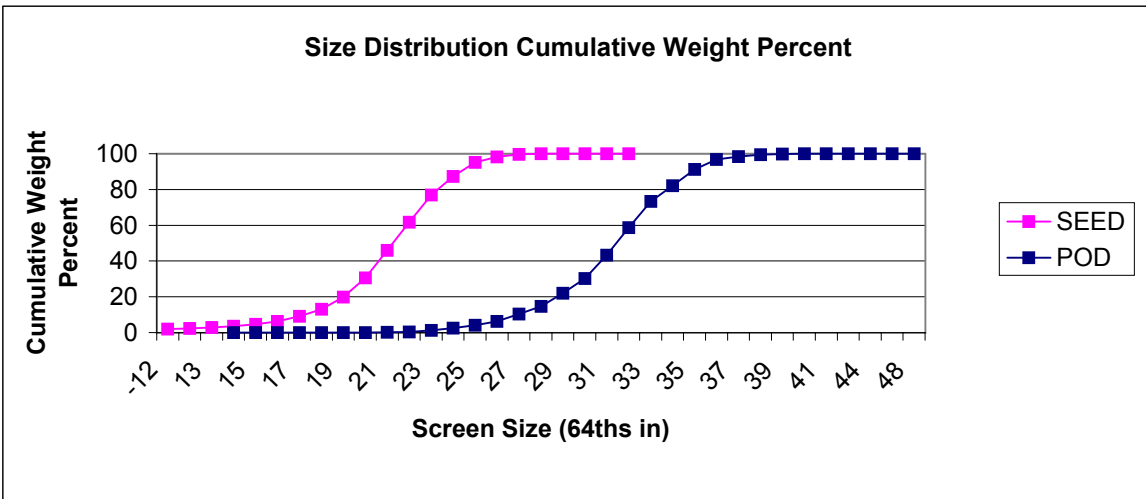
POD				SEED				
SCREEN SIZE	Weight	Wt %	Cum. Wt. %	SCREEN SIZE	Weight	Wt %	Wt % w/o SS	Cum. Wt %
				SS	690.8	13.59	---	---
				-12 & -17R	58.4	1.15	1.33	1.33
				12	7.1	0.14	0.16	1.49
				13	15.3	0.30	0.35	1.84
14	0.0	0.00	0.00	14	24.0	0.47	0.55	2.39
15	0.0	0.00	0.00	15	47.6	0.94	1.08	3.47
16	0.2	0.01	0.01	16	62.6	1.23	1.42	4.89
17	0.6	0.04	0.05	17	125.8	2.47	2.86	7.76
18	0.7	0.04	0.09	18	219.8	4.32	5.00	12.76
19	0.5	0.03	0.13	19	450.6	8.86	10.26	23.02
20	1.9	0.12	0.25	20	717.5	14.11	16.33	39.35
21	3.0	0.19	0.44	21	942.1	18.53	21.44	60.79
22	2.9	0.18	0.62	22	849.1	16.70	19.33	80.11
23	7.0	0.44	1.06	23	511.3	10.06	11.64	91.75
24	8.2	0.52	1.58	24	237.5	4.67	5.41	97.16
25	15.0	0.95	2.53	25	100.0	1.97	2.28	99.43
26	18.8	1.19	3.72	26	16.4	0.32	0.37	99.81
27	48.0	3.03	6.75	27	5.2	0.10	0.12	99.92
28	45.3	2.86	9.61	28	3.3	0.06	0.08	100.00
29	63.1	3.99	13.60	29	0.0	0.00	0.00	100.00
30	72.0	4.55	18.15	30	0.0	0.00	0.00	100.00
31	124.3	7.86	26.01	31	0.0	0.00	0.00	100.00
32	196.8	12.44	38.45	32	0.0	0.00	0.00	100.00
33	205.8	13.01	51.46	Total	5084.4	100	100	
34	196.8	12.44	63.90	Hull wt	1380.4			
35	240.1	15.18	79.08	Wt w/o SS	4393.6			
36	188.3	11.90	90.98	Percent Hulls		21.35		
37	85.0	5.37	96.35	Percent Meats		78.65		
38	35.7	2.26	98.61			100		
39	17.0	1.07	99.68					
40	5.0	0.32	100.00					
41	0.0	0.00	100.00					
42	0.0	0.00	100.00					
44	0.0	0.00	100.00					
46	0.0	0.00	100.00					
48	0.0	0.00	100.00					
POD WT.	1582.0							



LOCATION 30 UPPT 2004 SIZE DISTRIBUTION CUMULATIVE WEIGHT PERCENT TABLE

CRSP08

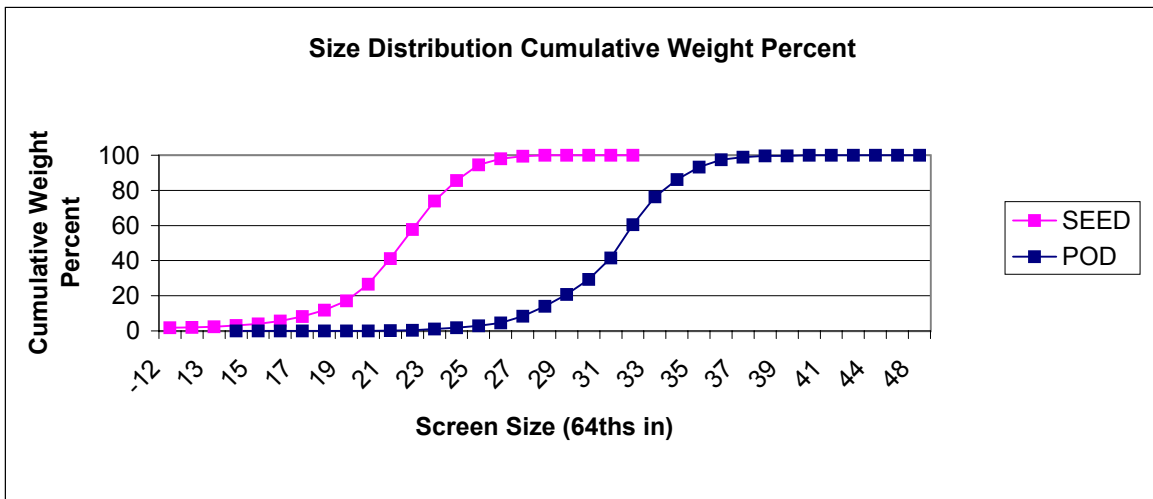
POD				SEED				
SCREEN SIZE	Weight	Wt %	Cum. Wt. %	SCREEN SIZE	Weight	Wt %	Wt % w/o SS	Cum. Wt %
				SS	542.1	11.31	---	---
				-12 & -17R	83.8	1.75	1.97	1.97
				12	12.4	0.26	0.29	2.26
				13	25.0	0.52	0.59	2.85
14	0.0	0.00	0.00	14	28.6	0.60	0.67	3.52
15	0.0	0.00	0.00	15	49.4	1.03	1.16	4.68
16	0.0	0.00	0.00	16	69.3	1.45	1.63	6.31
17	0.0	0.00	0.00	17	117.0	2.44	2.75	9.07
18	0.0	0.00	0.00	18	172.7	3.60	4.06	13.13
19	0.6	0.04	0.04	19	285.3	5.95	6.71	19.84
20	0.2	0.01	0.05	20	456.3	9.52	10.73	30.57
21	1.5	0.10	0.15	21	655.5	13.67	15.42	45.99
22	4.2	0.28	0.43	22	670.4	13.98	15.77	61.75
23	11.1	0.73	1.16	23	644.0	13.43	15.15	76.90
24	19.8	1.31	2.47	24	438.8	9.15	10.32	87.22
25	25.5	1.69	4.16	25	338.0	7.05	7.95	95.17
26	33.2	2.19	6.35	26	129.2	2.69	3.04	98.21
27	61.0	4.03	10.38	27	57.7	1.20	1.36	99.56
28	65.7	4.34	14.72	28	15.2	0.32	0.36	99.92
29	111.1	7.34	22.06	29	3.4	0.07	0.08	100.00
30	124.3	8.21	30.28	30	0.0	0.00	0.00	100.00
31	197.1	13.02	43.30	31	0.0	0.00	0.00	100.00
32	232.6	15.37	58.67	32	0.0	0.00	0.00	100.00
33	222.0	14.67	73.34	Total	4794.1	100	100	
34	132.4	8.75	82.09	Hull wt	1438.6			
35	137.6	9.09	91.18	Wt w/o SS	4252.0			
36	84.1	5.56	96.74	Percent Hulls		23.08		
37	26.1	1.72	98.47	Percent Meats		76.92		
38	16.1	1.06	99.53			100		
39	4.9	0.32	99.85					
40	2.2	0.15	100.00					
41	0.0	0.00	100.00					
42	0.0	0.00	100.00					
44	0.0	0.00	100.00					
46	0.0	0.00	100.00					
48	0.0	0.00	100.00					
POD WT.	1513.3							



LOCATION 30 UPPT 2004 SIZE DISTRIBUTION CUMULATIVE WEIGHT PERCENT TABLE

CRSP14

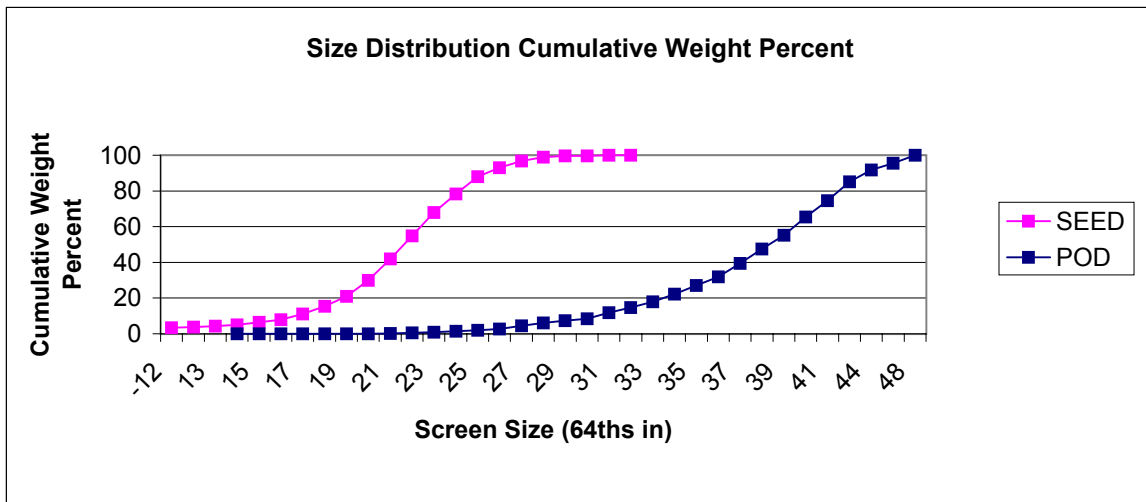
POD				SEED				
SCREEN SIZE	Weight	Wt %	Cum. Wt. %	SCREEN SIZE	Weight	Wt %	Wt % w/o SS	Cum. Wt %
				SS	531.2	10.97	---	---
				-12 & -17R	76.6	1.58	1.78	1.78
				12	11.4	0.24	0.26	2.04
				13	16.5	0.34	0.38	2.42
14	0.0	0.00	0.00	14	29.8	0.62	0.69	3.11
15	0.0	0.00	0.00	15	42.4	0.88	0.98	4.10
16	0.0	0.00	0.00	16	64.2	1.33	1.49	5.59
17	0.3	0.02	0.02	17	109.6	2.26	2.54	8.13
18	0.0	0.00	0.02	18	163.1	3.37	3.78	11.91
19	0.0	0.00	0.02	19	225.8	4.66	5.24	17.15
20	0.3	0.02	0.04	20	406.0	8.38	9.42	26.57
21	1.5	0.10	0.14	21	632.1	13.05	14.66	41.23
22	4.3	0.28	0.42	22	708.2	14.62	16.43	57.65
23	10.6	0.70	1.12	23	704.2	14.54	16.33	73.98
24	12.0	0.79	1.90	24	501.5	10.36	11.63	85.62
25	15.3	1.00	2.91	25	385.9	7.97	8.95	94.57
26	24.2	1.59	4.49	26	150.9	3.12	3.50	98.07
27	58.5	3.84	8.33	27	61.6	1.27	1.43	99.49
28	85.8	5.63	13.96	28	17.9	0.37	0.42	99.91
29	103.1	6.76	20.72	29	2.7	0.06	0.06	99.97
30	131.3	8.61	29.33	30	1.2	0.02	0.03	100.00
31	185.1	12.14	41.48	31	0.0	0.00	0.00	100.00
32	288.5	18.92	60.40	32	0.0	0.00	0.00	100.00
33	243.0	15.94	76.34	Total	4842.8	100	100	
34	148.4	9.73	86.07	Hull wt	1460.7			
35	109.1	7.16	93.23	Wt w/o SS	4311.6			
36	63.8	4.18	97.42	Percent Hulls		23.17		
37	22.2	1.46	98.87	Percent Meats		76.83		
38	10.6	0.70	99.57			100		
39	2.2	0.14	99.71					
40	4.4	0.29	100.00					
41	0.0	0.00	100.00					
42	0.0	0.00	100.00					
44	0.0	0.00	100.00					
46	0.0	0.00	100.00					
48	0.0	0.00	100.00					
POD WT.	1524.5							



LOCATION 30 UPPT 2004 SIZE DISTRIBUTION CUMULATIVE WEIGHT PERCENT TABLE

NC7

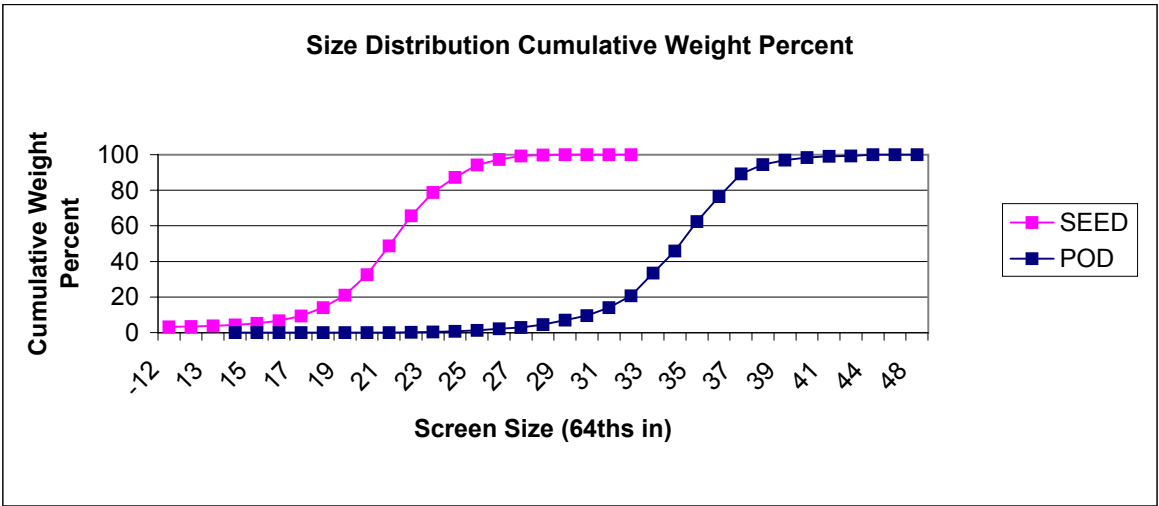
POD				SEED				
SCREEN SIZE	Weight	Wt %	Cum. Wt. %	SCREEN SIZE	Weight	Wt %	Wt % w/o SS	Cum. Wt %
				SS	564.5	12.31	---	---
				-12 & -20R	135.9	2.96	3.38	3.38
				12	13.6	0.30	0.34	3.72
				13	21.3	0.46	0.53	4.25
14	0.0	0.00	0.00	14	29.6	0.65	0.74	4.99
15	0.0	0.00	0.00	15	55.7	1.21	1.39	6.37
16	0.0	0.00	0.00	16	64.4	1.40	1.60	7.97
17	0.0	0.00	0.00	17	122.8	2.68	3.05	11.03
18	0.2	0.01	0.01	18	174.3	3.80	4.34	15.36
19	0.0	0.00	0.01	19	224.9	4.91	5.59	20.96
20	0.3	0.02	0.03	20	360.3	7.86	8.96	29.92
21	2.8	0.18	0.21	21	481.4	10.50	11.98	41.90
22	4.8	0.31	0.52	22	517.3	11.28	12.87	54.77
23	7.0	0.45	0.96	23	531.8	11.60	13.23	67.99
24	8.5	0.54	1.51	24	414.2	9.03	10.30	78.30
25	8.3	0.53	2.04	25	389.8	8.50	9.70	87.99
26	10.8	0.69	2.73	26	204.8	4.47	5.09	93.09
27	28.1	1.80	4.52	27	149.9	3.27	3.73	96.82
28	25.7	1.64	6.17	28	82.2	1.79	2.04	98.86
29	17.4	1.11	7.28	29	28.6	0.62	0.71	99.57
30	18.1	1.16	8.43	30	5.3	0.12	0.13	99.71
31	52.3	3.34	11.78	31	8.6	0.19	0.21	99.92
32	45.7	2.92	14.70	32	3.2	0.07	0.08	100.00
33	50.5	3.23	17.92	Total	4584.4	100	100	
34	67.9	4.34	22.26	Hull wt	2056.2			
35	75.1	4.80	27.06	Wt w/o SS	4019.9			
36	76.4	4.88	31.94	Percent Hulls		30.96		
37	117.5	7.51	39.45	Percent Meats		69.04		
38	126.3	8.07	47.52			100		
39	121.5	7.76	55.28					
40	158.7	10.14	65.42					
41	142.2	9.09	74.51					
42	167.3	10.69	85.20					
44	103.6	6.62	91.82					
46	56.9	3.64	95.46					
48	71.1	4.54	100.00					
POD WT.	1565.0							



LOCATION 30 UPPT 2004 SIZE DISTRIBUTION CUMULATIVE WEIGHT PERCENT TABLE

GA012534

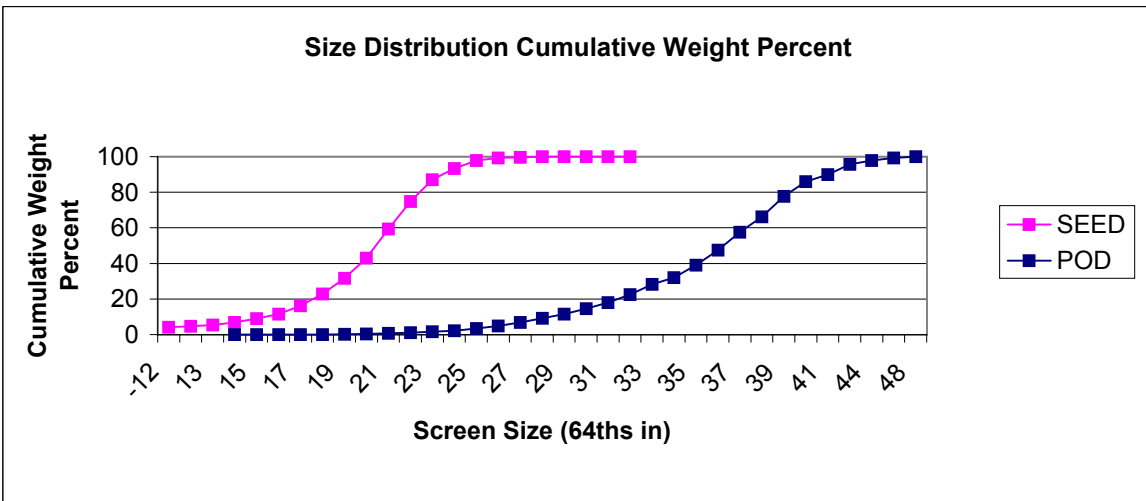
POD				SEED				
SCREEN SIZE	Weight	Wt %	Cum. Wt. %	SCREEN SIZE	Weight	Wt %	Wt % w/o SS	Cum. Wt %
				SS	780.2	15.71	---	---
				-12 & -20R	132.6	2.67	3.17	3.17
				12	8.8	0.18	0.21	3.38
				13	17.6	0.35	0.42	3.80
14	0.0	0.00	0.00	14	20.8	0.42	0.50	4.29
15	0.0	0.00	0.00	15	38.0	0.77	0.91	5.20
16	0.0	0.00	0.00	16	57.3	1.15	1.37	6.57
17	0.0	0.00	0.00	17	119.3	2.40	2.85	9.42
18	0.0	0.00	0.00	18	192.3	3.87	4.59	14.01
19	0.0	0.00	0.00	19	294.2	5.92	7.03	21.04
20	0.0	0.00	0.00	20	479.3	9.65	11.45	32.49
21	0.3	0.02	0.02	21	683.3	13.76	16.32	48.81
22	1.9	0.12	0.14	22	702.8	14.15	16.79	65.60
23	3.7	0.23	0.37	23	555.6	11.19	13.27	78.87
24	6.5	0.41	0.78	24	350.4	7.05	8.37	87.24
25	7.8	0.49	1.28	25	294.7	5.93	7.04	94.27
26	12.6	0.80	2.07	26	124.0	2.50	2.96	97.24
27	14.1	0.89	2.96	27	82.3	1.66	1.97	99.20
28	25.1	1.59	4.55	28	22.8	0.46	0.54	99.75
29	40.0	2.53	7.08	29	10.6	0.21	0.25	100.00
30	37.7	2.38	9.46	30	0.0	0.00	0.00	100.00
31	71.3	4.50	13.96	31	0.0	0.00	0.00	100.00
32	106.3	6.72	20.68	32	0.0	0.00	0.00	100.00
33	202.7	12.81	33.48	Total	4966.9	100	100	
34	195.1	12.33	45.81	Hull wt	1533.9			
35	261.6	16.53	62.34	Wt w/o SS	4186.7			
36	224.1	14.16	76.50	Percent Hulls		23.60		
37	199.9	12.63	89.13	Percent Meats		76.40		
38	85.1	5.38	94.50			100		
39	39.2	2.48	96.98					
40	22.0	1.39	98.37					
41	12.6	0.80	99.17					
42	2.4	0.15	99.32					
44	10.8	0.68	100.00					
46	0.0	0.00	100.00					
48	0.0	0.00	100.00					
POD WT.	1582.8							



LOCATION 30 UPPT 2004 SIZE DISTRIBUTION CUMULATIVE WEIGHT PERCENT TABLE

N00098ol

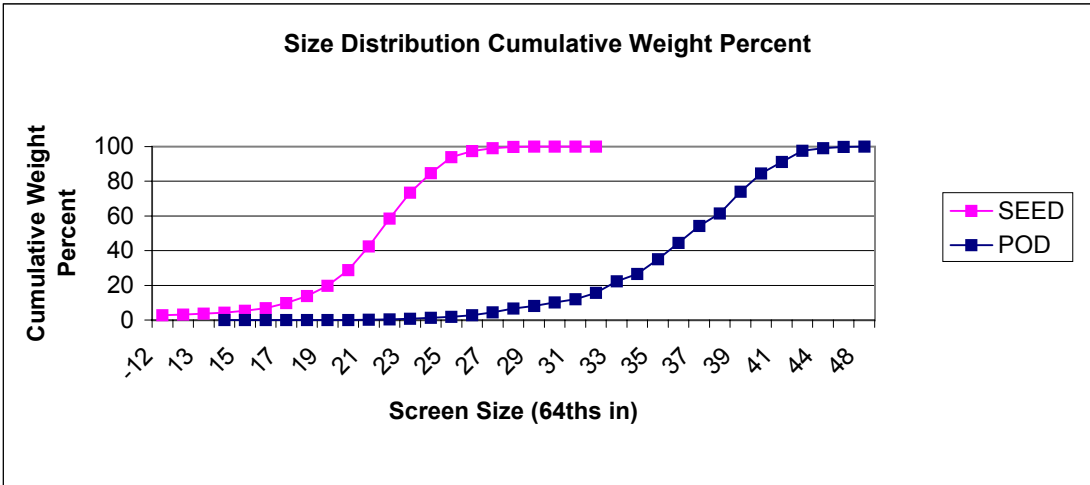
POD				SEED				
SCREEN SIZE	Weight	Wt %	Cum. Wt. %	SCREEN SIZE	Weight	Wt %	Wt % w/o SS	Cum. Wt %
				SS	514.2	11.45	---	---
				-12 & -20R	167.0	3.72	4.20	4.20
				12	17.6	0.39	0.44	4.64
				13	33.0	0.73	0.83	5.47
14	0.0	0.00	0.00	14	54.6	1.22	1.37	6.84
15	0.0	0.00	0.00	15	88.5	1.97	2.22	9.07
16	0.0	0.00	0.00	16	99.3	2.21	2.50	11.56
17	0.3	0.02	0.02	17	182.0	4.05	4.58	16.14
18	0.4	0.03	0.05	18	266.8	5.94	6.71	22.85
19	1.0	0.06	0.11	19	352.8	7.85	8.87	31.71
20	2.6	0.17	0.28	20	450.2	10.02	11.32	43.03
21	6.1	0.40	0.68	21	652.2	14.52	16.40	59.43
22	5.8	0.38	1.05	22	611.7	13.62	15.38	74.80
23	7.6	0.49	1.55	23	485.1	10.80	12.19	87.00
24	8.9	0.58	2.13	24	252.7	5.63	6.35	93.35
25	18.7	1.22	3.34	25	175.4	3.90	4.41	97.76
26	23.6	1.53	4.87	26	60.9	1.36	1.53	99.29
27	30.4	1.98	6.85	27	17.1	0.38	0.43	99.72
28	35.0	2.27	9.12	28	9.5	0.21	0.24	99.96
29	36.2	2.35	11.48	29	1.6	0.04	0.04	100.00
30	47.3	3.07	14.55	30	0.0	0.00	0.00	100.00
31	52.6	3.42	17.97	31	0.0	0.00	0.00	100.00
32	68.3	4.44	22.41	32	0.0	0.00	0.00	100.00
33	91.0	5.91	28.32	Total	4492.2	100	100	
34	57.2	3.72	32.04	Hull wt	2083.0			
35	107.5	6.99	39.02	Wt w/o SS	3978.0			
36	129.3	8.40	47.43	Percent Hulls		31.68		
37	154.6	10.05	57.47	Percent Meats		68.32		
38	134.6	8.75	66.22			100		
39	175.9	11.43	77.65					
40	127.6	8.29	85.94					
41	62.6	4.07	90.01					
42	87.1	5.66	95.67					
44	34.7	2.26	97.93					
46	22.0	1.43	99.36					
48	9.9	0.64	100.00					
POD WT.	1538.8							



LOCATION 30 UPPT 2004 SIZE DISTRIBUTION CUMULATIVE WEIGHT PERCENT TABLE

N01013T

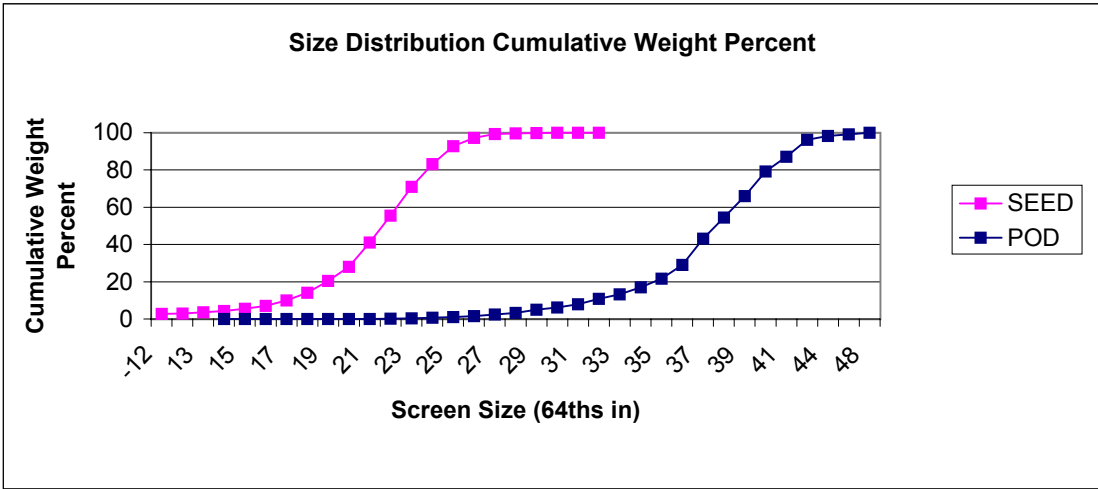
POD				SEED				
SCREEN SIZE	Weight	Wt %	Cum. Wt. %	SCREEN SIZE	Weight	Wt %	Wt % w/o SS	Cum. Wt %
				SS	467.6	9.86	---	---
				-12 & -20R	121.1	2.55	2.83	2.83
				12	11.4	0.24	0.27	3.10
				13	22.1	0.47	0.52	3.62
14	0.0	0.00	0.00	14	29.7	0.63	0.69	4.31
15	0.0	0.00	0.00	15	46.6	0.98	1.09	5.40
16	0.0	0.00	0.00	16	61.2	1.29	1.43	6.83
17	0.0	0.00	0.00	17	128.4	2.71	3.00	9.84
18	0.0	0.00	0.00	18	173.4	3.66	4.06	13.89
19	0.0	0.00	0.00	19	253.8	5.35	5.94	19.83
20	0.0	0.00	0.00	20	383.9	8.09	8.98	28.81
21	2.0	0.13	0.13	21	580.2	12.23	13.57	42.38
22	3.4	0.21	0.34	22	690.1	14.55	16.14	58.52
23	5.5	0.34	0.68	23	638.7	13.47	14.94	73.46
24	8.4	0.53	1.21	24	480.6	10.13	11.24	84.70
25	8.9	0.56	1.77	25	391.8	8.26	9.16	93.86
26	16.7	1.05	2.81	26	148.6	3.13	3.48	97.34
27	26.2	1.64	4.45	27	71.3	1.50	1.67	99.01
28	33.8	2.12	6.57	28	32.1	0.68	0.75	99.76
29	26.0	1.63	8.20	29	6.7	0.14	0.16	99.92
30	30.2	1.89	10.09	30	3.6	0.08	0.08	100.00
31	29.8	1.87	11.95	31	0.0	0.00	0.00	100.00
32	59.9	3.75	15.70	32	0.0	0.00	0.00	100.00
33	105.0	6.57	22.28	Total	4742.9	100	100	
34	67.7	4.24	26.52	Hull wt	1810.3			
35	135.8	8.50	35.02	Wt w/o SS	4275.3			
36	149.4	9.36	44.38	Percent Hulls		27.62		
37	157.7	9.87	54.25	Percent Meats		72.38		
38	114.9	7.19	61.45			100		
39	199.0	12.46	73.91					
40	168.2	10.53	84.44					
41	107.2	6.71	91.15					
42	103.2	6.46	97.61					
44	23.1	1.45	99.06					
46	12.5	0.78	99.84					
48	2.5	0.16	100.00					
POD WT.	1597.0							



LOCATION 30 UPPT 2004 SIZE DISTRIBUTION CUMULATIVE WEIGHT PERCENT TABLE

N02006

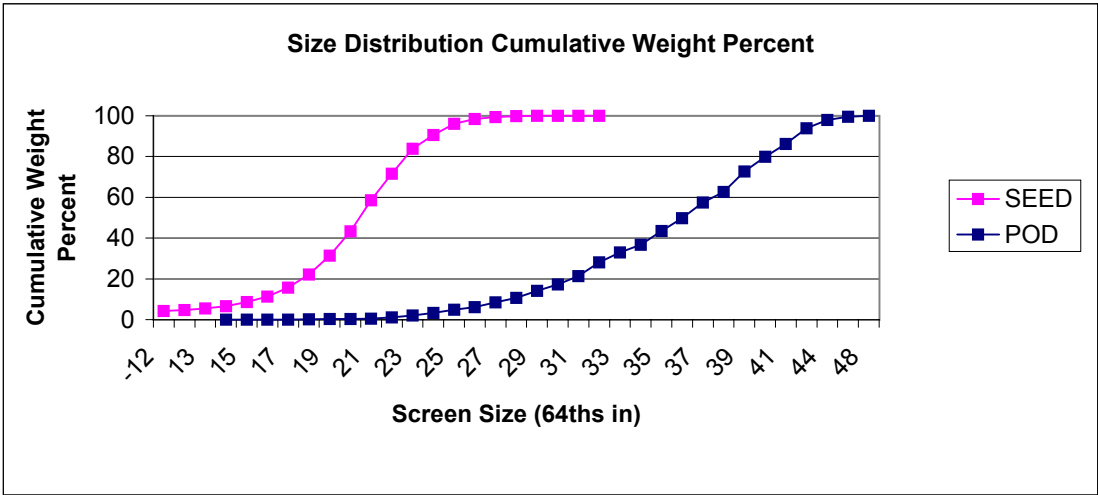
POD				SEED				
SCREEN SIZE	Weight	Wt %	Cum. Wt. %	SCREEN SIZE	Weight	Wt %	Wt % w/o SS	Cum. Wt %
				SS	466.6	10.59	---	---
				-12 & -20R	105.4	2.39	2.68	2.68
				12	10.6	0.24	0.27	2.95
				13	23.7	0.54	0.60	3.55
14	0.0	0.00	0.00	14	32.4	0.74	0.82	4.37
15	0.0	0.00	0.00	15	44.4	1.01	1.13	5.50
16	0.0	0.00	0.00	16	60.3	1.37	1.53	7.03
17	0.0	0.00	0.00	17	119.0	2.70	3.02	10.05
18	0.0	0.00	0.00	18	156.8	3.56	3.98	14.03
19	0.0	0.00	0.00	19	249.7	5.67	6.34	20.37
20	0.0	0.00	0.00	20	303.2	6.88	7.70	28.07
21	0.6	0.04	0.04	21	515.0	11.69	13.08	41.15
22	1.7	0.11	0.15	22	566.6	12.86	14.39	55.53
23	3.7	0.25	0.40	23	606.6	13.77	15.40	70.93
24	3.3	0.22	0.63	24	481.0	10.92	12.21	83.15
25	5.0	0.34	0.96	25	380.3	8.63	9.66	92.80
26	7.8	0.52	1.49	26	175.3	3.98	4.45	97.25
27	14.5	0.98	2.46	27	78.5	1.78	1.99	99.25
28	11.8	0.79	3.26	28	18.1	0.41	0.46	99.71
29	25.2	1.70	4.95	29	6.3	0.14	0.16	99.87
30	17.7	1.19	6.14	30	5.3	0.12	0.13	100.00
31	26.2	1.76	7.91	31	0.0	0.00	0.00	100.00
32	43.9	2.95	10.86	32	0.0	0.00	0.00	100.00
33	34.7	2.34	13.20	Total	4405.1	100	100	
34	57.3	3.86	17.05	Hull wt	1902.1			
35	68.3	4.60	21.65	Wt w/o SS	3938.5			
36	109.7	7.38	29.03	Percent Hulls		30.16		
37	208.4	14.03	43.06	Percent Meats		69.84		
38	168.9	11.37	54.42			100		
39	172.5	11.61	66.03					
40	196.2	13.20	79.24					
41	116.7	7.85	87.09					
42	134.7	9.07	96.16					
44	31.9	2.15	98.30					
46	13.1	0.88	99.19					
48	12.1	0.81	100.00					
POD WT.	1485.9							



LOCATION 30 UPPT 2004 SIZE DISTRIBUTION CUMULATIVE WEIGHT PERCENT TABLE

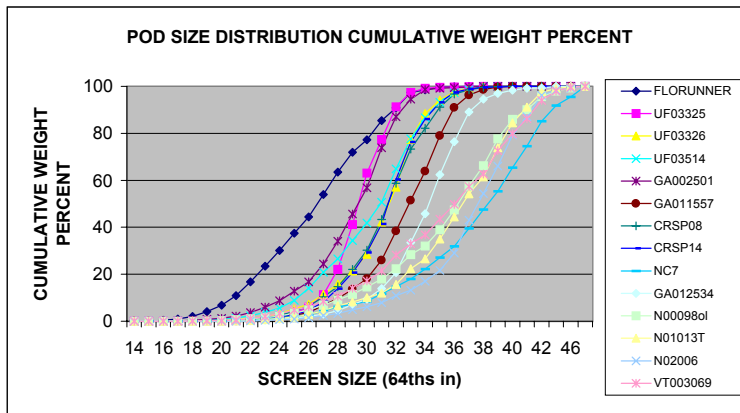
VT003069

POD				SEED				
SCREEN SIZE	Weight	Wt %	Cum. Wt. %	SCREEN SIZE	Weight	Wt %	Wt % w/o SS	Cum. Wt %
				SS	522.6	11.02	---	---
				-12 & -20R	178.6	3.76	4.23	4.23
				12	18.3	0.39	0.43	4.66
				13	36.8	0.78	0.87	5.54
14	0.0	0.00	0.00	14	44.8	0.94	1.06	6.60
15	0.0	0.00	0.00	15	83.3	1.76	1.97	8.57
16	0.0	0.00	0.00	16	113.8	2.40	2.70	11.27
17	0.6	0.04	0.04	17	187.5	3.95	4.44	15.71
18	1.0	0.06	0.10	18	272.2	5.74	6.45	22.16
19	2.5	0.16	0.26	19	390.0	8.22	9.24	31.39
20	1.3	0.08	0.34	20	503.0	10.60	11.92	43.31
21	3.3	0.21	0.55	21	645.8	13.61	15.30	58.61
22	8.8	0.55	1.10	22	549.3	11.58	13.01	71.62
23	15.3	0.96	2.07	23	512.8	10.81	12.15	83.77
24	19.4	1.22	3.29	24	288.2	6.07	6.83	90.59
25	24.4	1.54	4.83	25	229.8	4.84	5.44	96.04
26	20.3	1.28	6.11	26	99.6	2.10	2.36	98.40
27	37.6	2.37	8.47	27	43.0	0.91	1.02	99.41
28	34.4	2.17	10.64	28	20.4	0.43	0.48	99.90
29	54.3	3.42	14.06	29	4.3	0.09	0.10	100.00
30	50.0	3.15	17.21	30	0.0	0.00	0.00	100.00
31	65.8	4.15	21.36	31	0.0	0.00	0.00	100.00
32	107.8	6.79	28.15	32	0.0	0.00	0.00	100.00
33	77.4	4.88	33.03	Total	4744.1	100	100	
34	58.6	3.69	36.72	Hull wt	1768.5			
35	107.1	6.75	43.47	Wt w/o SS	4221.5			
36	99.6	6.28	49.74	Percent Hulls		27.16		
37	121.5	7.65	57.40	Percent Meats		72.84		
38	84.3	5.31	62.71			100		
39	157.8	9.94	72.65					
40	114.0	7.18	79.83					
41	102.0	6.43	86.26					
42	122.0	7.69	93.95					
44	63.1	3.98	97.92					
46	26.3	1.66	99.58					
48	6.7	0.42	100.00					
POD WT.	1587.2							



LOCATION 30 UPPT 2004 POD SIZE DISTRIBUTION CUMULATIVE WEIGHT PERCENT TABLE

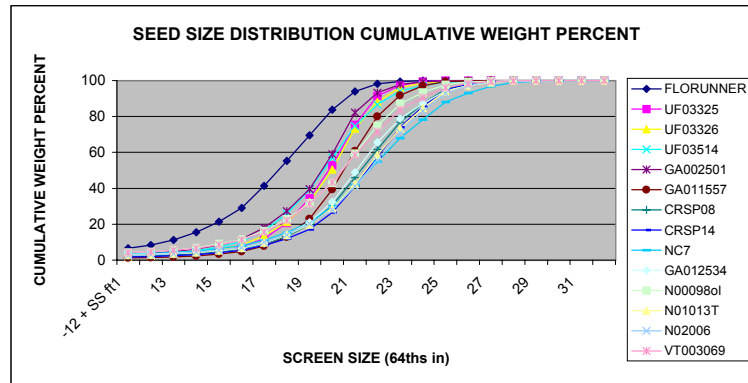
SCREEN SIZE	ENTRY NUMBER													
	FLORUNNER	UF03325	UF03326	UF03514	GA002501	GA011557	CRSP08	CRSP14	NC7	GA012534	N00098ol	N01013T	N02006	VT003069
14	0.01	0.00	0.00	0.00	0.00	0.00	0.00	0.00	0.00	0.00	0.00	0.00	0.00	0.00
15	0.05	0.00	0.00	0.00	0.00	0.00	0.00	0.00	0.00	0.00	0.00	0.00	0.00	0.00
16	0.38	0.00	0.01	0.00	0.04	0.01	0.00	0.00	0.00	0.00	0.00	0.00	0.00	0.00
17	0.97	0.00	0.10	0.04	0.15	0.05	0.00	0.02	0.00	0.00	0.02	0.00	0.00	0.04
18	2.08	0.00	0.16	0.19	0.40	0.09	0.00	0.02	0.01	0.00	0.05	0.00	0.00	0.10
19	4.03	0.10	0.21	0.39	0.76	0.13	0.04	0.02	0.01	0.00	0.11	0.00	0.00	0.26
20	6.84	0.14	0.46	0.76	1.16	0.25	0.05	0.04	0.03	0.00	0.28	0.00	0.00	0.34
21	10.91	0.27	0.75	1.38	2.22	0.44	0.15	0.14	0.21	0.02	0.68	0.13	0.04	0.55
22	16.69	0.50	1.37	2.35	3.68	0.62	0.43	0.42	0.52	0.14	1.05	0.34	0.15	1.10
23	23.45	1.13	1.94	3.80	6.00	1.06	1.16	1.12	0.96	0.37	1.55	0.68	0.40	2.07
24	30.08	1.65	3.25	5.52	8.78	1.58	2.47	1.90	1.51	0.78	2.13	1.21	0.63	3.29
25	37.47	3.24	5.29	8.90	12.83	2.53	4.16	2.91	2.04	1.28	3.34	1.77	0.96	4.83
26	44.36	6.00	7.29	13.99	16.73	3.72	6.35	4.49	2.73	2.07	4.87	2.81	1.49	6.11
27	53.89	11.35	11.44	20.82	24.45	6.75	10.38	8.33	4.52	2.96	6.85	4.45	2.46	8.47
28	63.44	22.07	15.80	26.54	34.04	9.61	14.72	13.96	6.17	4.55	9.12	6.57	3.26	10.64
29	71.92	41.13	21.35	34.38	45.68	13.60	22.06	20.72	7.28	7.08	11.48	8.20	4.95	14.06
30	77.29	63.04	28.49	41.85	56.82	18.15	30.28	29.33	8.43	9.46	14.55	10.09	6.14	17.21
31	85.44	77.42	42.30	50.75	73.88	26.01	43.30	41.48	11.78	13.96	17.97	11.95	7.91	21.36
32	90.91	91.34	57.08	64.84	87.07	38.45	58.67	60.40	14.70	20.68	22.41	15.70	10.86	28.15
33	97.43	97.35	77.36	77.70	94.60	51.46	73.34	76.34	17.92	33.48	28.32	22.28	13.20	33.03
34	98.48	99.21	88.36	86.70	98.60	63.90	82.09	86.07	22.26	45.81	32.04	26.52	17.05	36.72
35	99.61	99.62	94.13	93.15	99.22	79.08	91.18	93.23	27.06	62.34	39.02	35.02	21.65	43.47
36	99.88	99.74	97.66	97.22	99.48	90.98	96.74	97.42	31.94	76.50	47.43	44.38	29.03	49.74
37	100.00	99.86	99.20	98.54	99.70	96.35	98.47	98.87	39.45	89.13	57.47	54.25	43.06	57.40
38	100.00	100.00	100.00	100.00	100.00	98.61	99.53	99.57	47.52	94.50	66.22	61.45	54.42	62.71
39	100.00	100.00	100.00	100.00	100.00	99.68	99.85	99.71	55.28	96.98	77.65	73.91	66.03	72.65
40	100.00	100.00	100.00	100.00	100.00	100.00	100.00	100.00	65.42	98.37	85.94	84.44	79.24	79.83
41	100.00	100.00	100.00	100.00	100.00	100.00	100.00	100.00	74.51	99.17	90.01	91.15	87.09	86.26
42	100.00	100.00	100.00	100.00	100.00	100.00	100.00	100.00	85.20	99.32	95.67	97.61	96.16	93.95
44	100.00	100.00	100.00	100.00	100.00	100.00	100.00	100.00	91.82	100.00	97.93	99.06	98.30	97.92
46	100.00	100.00	100.00	100.00	100.00	100.00	100.00	100.00	95.46	100.00	99.36	99.84	99.19	99.58
48	100.00	100.00	100.00	100.00	100.00	100.00	100.00	100.00	100.00	100.00	100.00	100.00	100.00	100.00



LOCATION 30 UPPT 2004 SEED SIZE DISTRIBUTION CUMULATIVE WEIGHT PERCENT TABLE

SCREEN SIZE	ENTRY NUMBER													
	FLORUNNER	UF03325	UF03326	UF03514	GA002501	GA011557	CRSP08	CRSP14	NC7	GA012534	N000980l	N01013T	N02006	VT003069
-12 + SS ft1	6.66	2.24	2.04	2.56	3.22	1.33	1.97	1.78	3.38	3.17	4.20	2.83	2.68	4.23
12	8.32	2.49	2.30	3.04	3.75	1.49	2.26	2.04	3.72	3.38	4.64	3.10	2.95	4.66
13	11.19	2.95	2.85	3.92	4.86	1.84	2.85	2.42	4.25	3.80	5.47	3.62	3.55	5.54
14	15.47	3.74	3.89	5.18	6.27	2.39	3.52	3.11	4.99	4.29	6.84	4.31	4.37	6.60
15	21.43	5.13	5.47	7.26	8.44	3.47	4.68	4.10	6.37	5.20	9.07	5.40	5.50	8.57
16	29.06	7.40	8.29	10.30	11.77	4.89	6.31	5.59	7.97	6.57	11.56	6.83	7.03	11.27
17	41.40	11.89	13.50	16.43	18.07	7.76	9.07	8.13	11.03	9.42	16.14	9.84	10.05	15.71
18	55.29	20.65	21.12	25.88	27.31	12.76	13.13	11.91	15.36	14.01	22.85	13.89	14.03	22.16
19	69.60	34.33	32.52	39.27	39.66	23.02	19.84	17.15	20.96	21.04	31.71	19.83	20.37	31.39
20	83.82	52.90	50.52	57.07	58.96	39.35	30.57	26.57	29.92	32.49	43.03	28.81	28.07	43.31
21	93.86	75.31	73.31	74.62	82.10	60.79	45.99	41.23	41.90	48.81	59.43	42.38	41.15	58.61
22	98.22	91.43	88.15	86.62	93.28	80.11	61.75	57.65	54.77	65.60	74.80	58.52	55.53	71.62
23	99.44	97.40	96.20	94.09	97.94	91.75	76.90	73.98	67.99	78.87	87.00	73.46	70.93	83.77
24	99.92	99.53	98.55	97.13	99.31	97.16	87.22	85.62	78.30	87.24	93.35	84.70	83.15	90.59
25	99.98	99.93	99.63	99.15	99.77	99.43	95.17	94.57	87.99	94.27	97.76	93.86	92.80	96.04
26	99.98	100.00	99.87	99.60	99.89	99.81	98.21	98.07	93.09	97.24	99.29	97.34	97.25	98.40
27	100.00	100.00	100.00	99.84	99.98	99.92	99.56	99.49	96.82	99.20	99.72	99.01	99.25	99.41
28	100.00	100.00	100.00	100.00	100.00	100.00	99.92	99.91	98.86	99.75	99.96	99.76	99.71	99.90
29	100.00	100.00	100.00	100.00	100.00	100.00	100.00	99.97	99.57	100.00	100.00	99.92	99.87	100.00
30	100.00	100.00	100.00	100.00	100.00	100.00	100.00	100.00	99.71	100.00	100.00	100.00	100.00	100.00
31	100.00	100.00	100.00	100.00	100.00	100.00	100.00	100.00	99.92	100.00	100.00	100.00	100.00	100.00
32	100.00	100.00	100.00	100.00	100.00	100.00	100.00	100.00	100.00	100.00	100.00	100.00	100.00	100.00

1 SS ft IS -17R, -20R, OR -16R FOR RUNNER, VIRGINIA OR SPANISH MARKET TYPES, RESPECTIVELY



LOCATION 30 UPPT 2004 SEED COUNT/POUND TABLE

FLORUNNER

Weight of 100 seed

	Wt (g)	Wt of 1 seed	Count/lb
Jumbo	71.6	0.716	634
Medium	51.7	0.517	877
Number 1	33.4	0.334	1358
Splits	21.4	0.214	2120

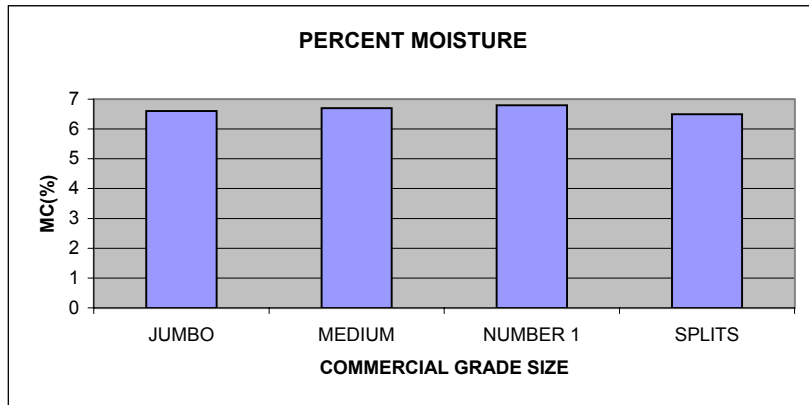
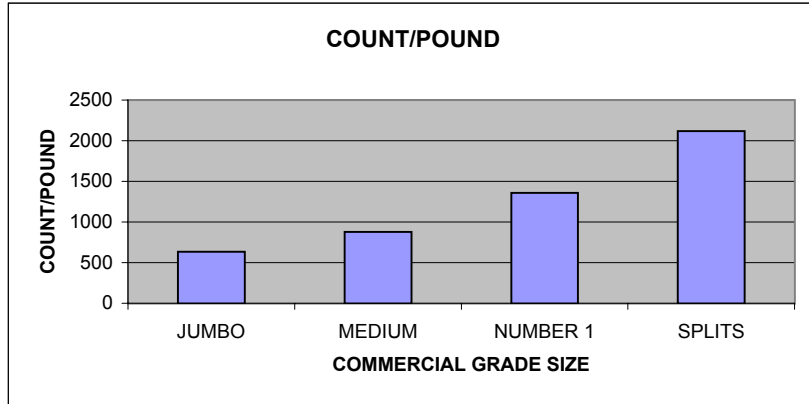
LOCATION 30 SEED MOISTURE CONTENT TABLE

FLORUNNER

GAC 2000 Percent Moisture & Density

	MC*	kg/hl
Jumbo	6.6	58.5
Medium	6.7	60.9
Number 1	6.8	61.3
Splits	6.5	56.1

* NA INDICATES THAT THERE WAS NOT ENOUGH MATERIAL FOR THE GAC 2000 TO READ



LOCATION 30 UPPT 2004 SEED COUNT/POUND TABLE

UF03325

Weight of 100 seed

	Wt (g)	Wt of 1 seed	Count/lb
Jumbo	75.5	0.755	601
Medium	60.3	0.603	752
Number 1	43.2	0.432	1050
Splits	27.8	0.278	1632

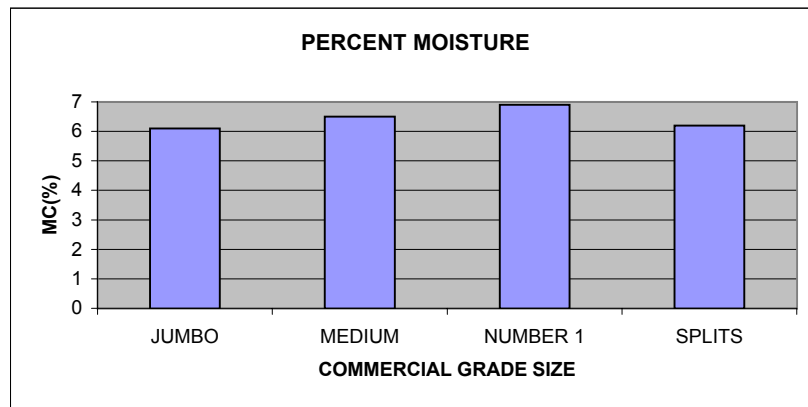
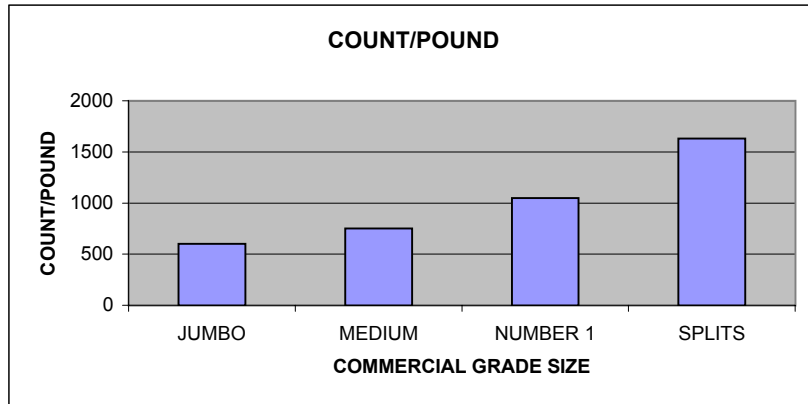
LOCATION 30 SEED MOISTURE CONTENT TABLE

UF03325

GAC 2000 Percent Moisture & Density

	MC*	kg/hl
Jumbo	6.1	58.0
Medium	6.5	59.1
Number 1	6.9	59.4
Splits	6.2	54.3

* NA INDICATES THAT THERE WAS NOT ENOUGH MATERIAL FOR THE GAC 2000 TO READ



LOCATION 30 UPPT 2004 SEED COUNT/POUND TABLE

UF03326

Weight of 100 seed

	Wt (g)	Wt of 1 seed	Count/lb
Jumbo	80.9	0.809	561
Medium	60.7	0.607	747
Number 1	38.9	0.389	1166
Splits	31.3	0.313	1449

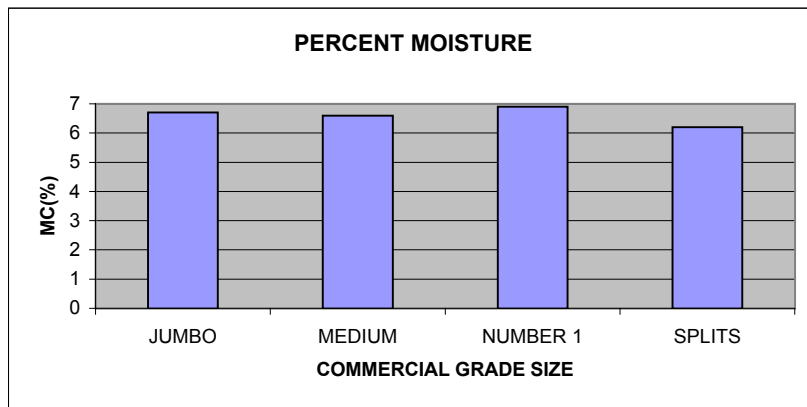
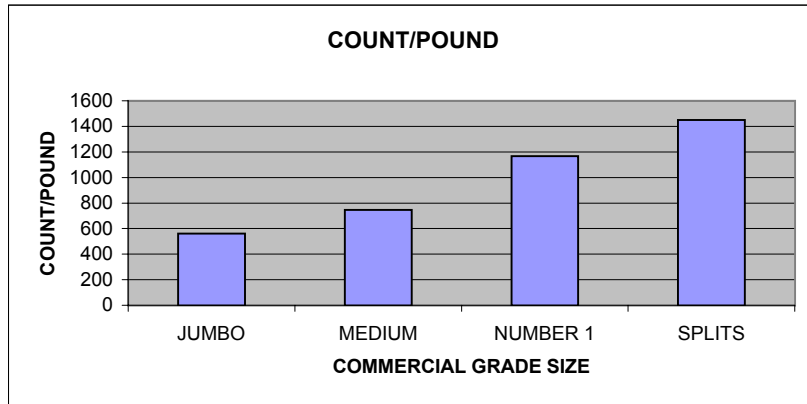
LOCATION 30 SEED MOISTURE CONTENT TABLE

UF03326

GAC 2000 Percent Moisture & Density

	MC*	kg/hl
Jumbo	6.7	55.4
Medium	6.6	60.7
Number 1	6.9	60.8
Splits	6.2	54.9

* NA INDICATES THAT THERE WAS NOT ENOUGH MATERIAL FOR THE GAC 2000 TO READ



LOCATION 30 UPPT 2004 SEED COUNT/POUND TABLE

UF03514

Weight of 100 seed

	Wt (g)	Wt of 1 seed	Count/lb
Jumbo	66.0	0.660	687
Medium	51.2	0.512	886
Number 1	34.9	0.349	1300
Splits	24.0	0.240	1890

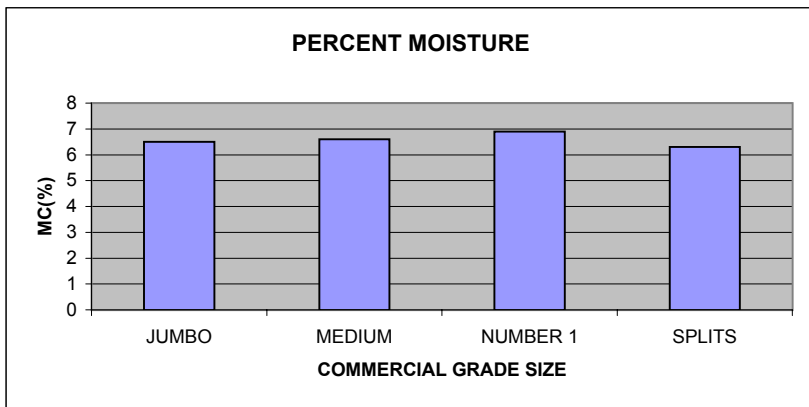
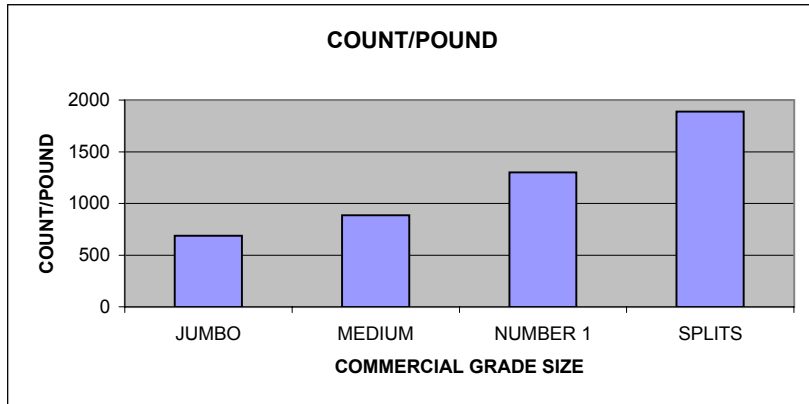
LOCATION 30 SEED MOISTURE CONTENT TABLE

UF03514

GAC 2000 Percent Moisture & Density

	MC*	kg/hl
Jumbo	6.5	58.0
Medium	6.6	60.7
Number 1	6.9	61.3
Splits	6.3	53.7

* NA INDICATES THAT THERE WAS NOT ENOUGH MATERIAL FOR THE GAC 2000 TO READ



LOCATION 30 UPPT 2004 SEED COUNT/POUND TABLE

GA002501

Weight of 100 seed

	Wt (g)	Wt of 1 seed	Count/lb
Jumbo	67.6	0.676	671
Medium	51.4	0.514	882
Number 1	34.2	0.342	1326
Splits	21.6	0.216	2100

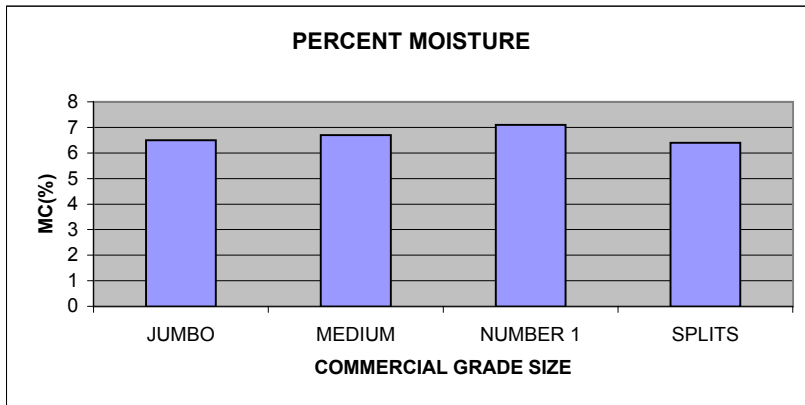
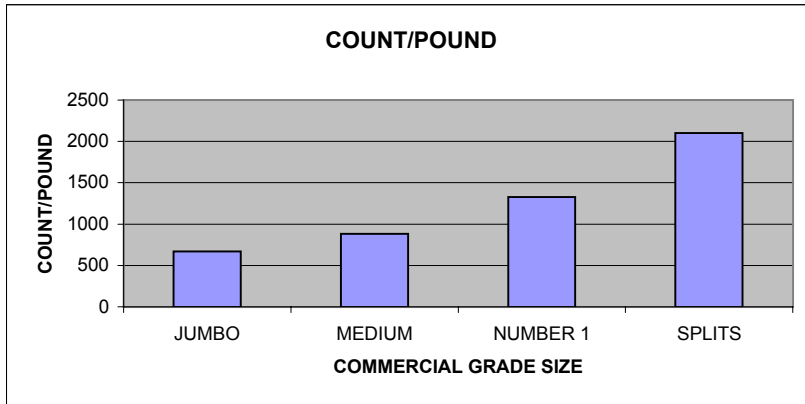
LOCATION 30 SEED MOISTURE CONTENT TABLE

GA002501

GAC 2000 Percent Moisture & Density

	MC*	kg/hl
Jumbo	6.5	57.9
Medium	6.7	58.9
Number 1	7.1	60.1
Splits	6.4	54.4

* NA INDICATES THAT THERE WAS NOT ENOUGH MATERIAL FOR THE GAC 2000 TO READ



LOCATION 30 UPPT 2004 SEED COUNT/POUND TABLE

GA011557

Weight of 100 seed

	Wt (g)	Wt of 1 seed	Count/lb
Jumbo	80.4	0.804	564
Medium	57.2	0.572	793
Number 1	37.9	0.379	1197
Splits	32.4	0.324	1400

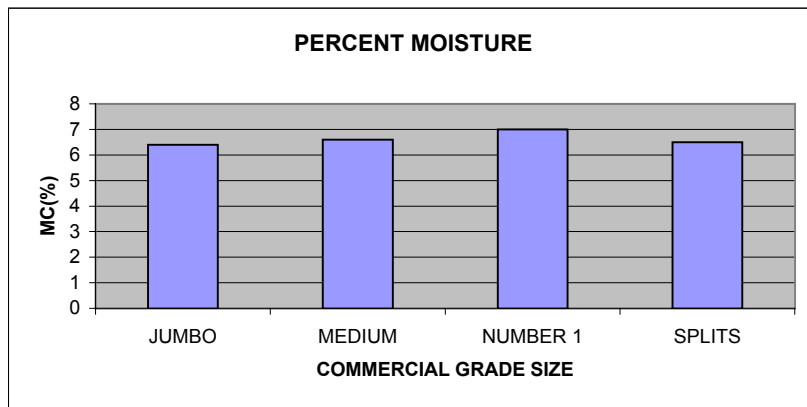
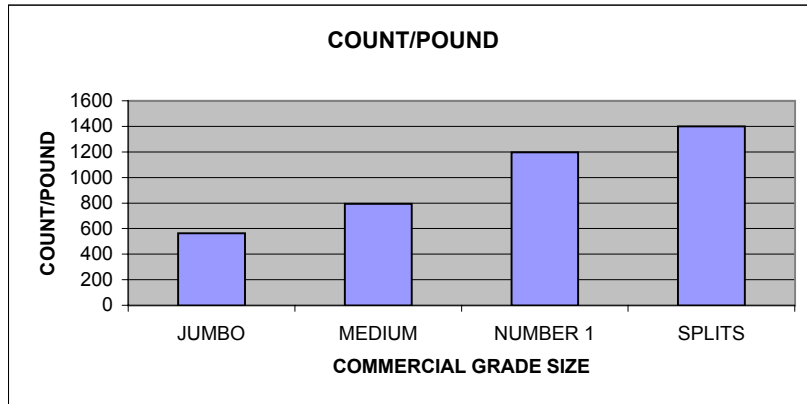
LOCATION 30 SEED MOISTURE CONTENT TABLE

GA011557

GAC 2000 Percent Moisture & Density

	MC*	kg/hl
Jumbo	6.4	59.3
Medium	6.6	61.0
Number 1	7.0	NA
Splits	6.5	55.5

* NA INDICATES THAT THERE WAS NOT ENOUGH MATERIAL FOR THE GAC 2000 TO READ



LOCATION 30 UPPT 2004 SEED COUNT/POUND TABLE

CRSP08

Weight of 100 seed

	Wt (g)	Wt of 1 seed	Count/lb
Jumbo	75.1	0.751	604
Medium	52.5	0.525	864
Number 1	34.3	0.343	1322
Splits	32.0	0.320	1418

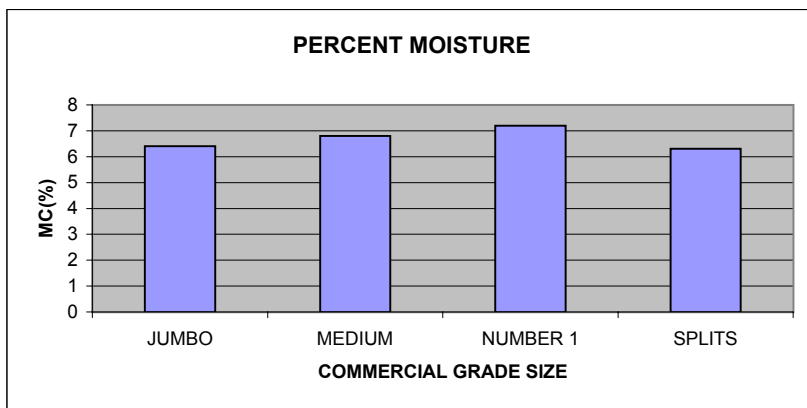
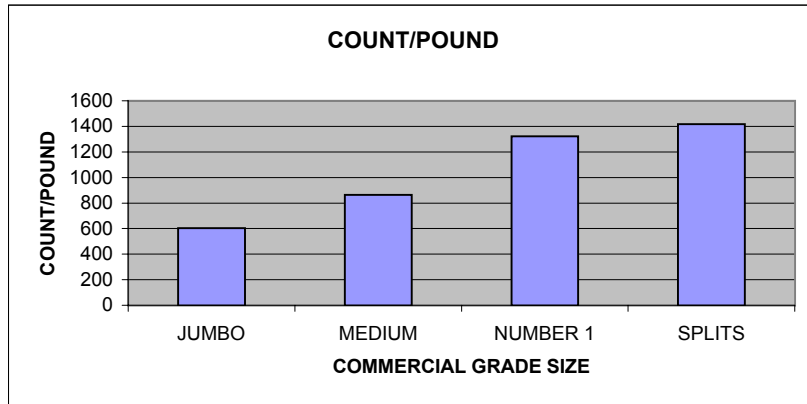
LOCATION 30 SEED MOISTURE CONTENT TABLE

CRSP08

GAC 2000 Percent Moisture & Density

	MC*	kg/hl
Jumbo	6.4	60.1
Medium	6.8	61.2
Number 1	7.2	NA
Splits	6.3	54.3

* NA INDICATES THAT THERE WAS NOT ENOUGH MATERIAL FOR THE GAC 2000 TO READ



LOCATION 30 UPPT 2004 SEED COUNT/POUND TABLE

CRSP14

Weight of 100 seed

	Wt (g)	Wt of 1 seed	Count/lb
Jumbo	73.2	0.732	620
Medium	52.2	0.522	869
Number 1	35.7	0.357	1271
Splits	27.5	0.275	1649

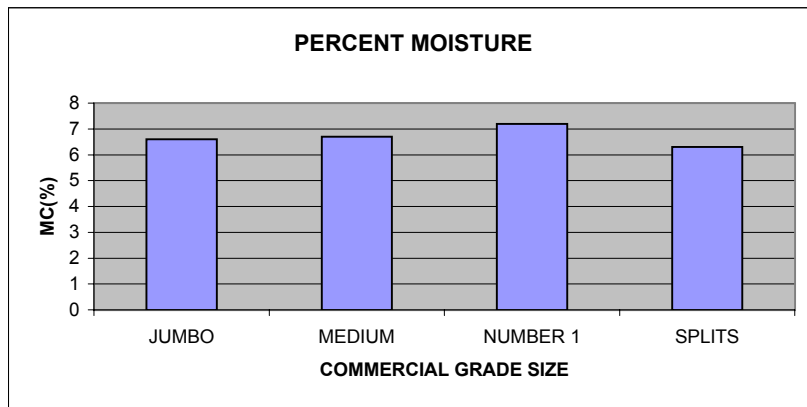
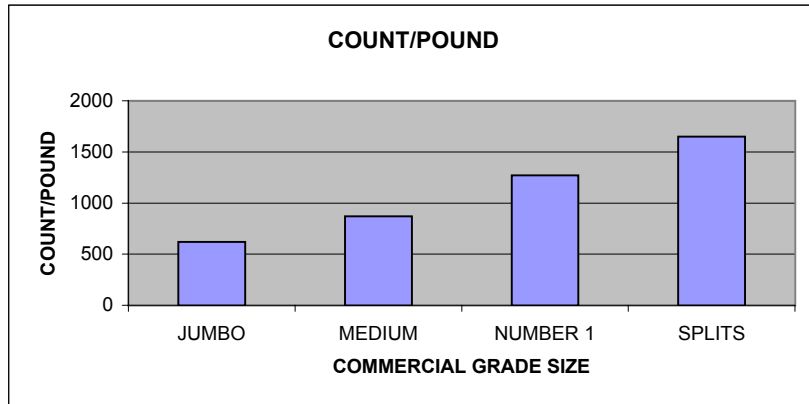
LOCATION 30 SEED MOISTURE CONTENT TABLE

CRSP14

GAC 2000 Percent Moisture & Density

	MC*	kg/hl
Jumbo	6.6	57.9
Medium	6.7	61.6
Number 1	7.2	NA
Splits	6.3	55.5

* NA INDICATES THAT THERE WAS NOT ENOUGH MATERIAL FOR THE GAC 2000 TO READ



LOCATION 30 UPPT 2004 SEED COUNT/POUND TABLE

NC7

Weight of 100 seed

	Wt (g)	Wt of 1 seed	Count/lb
ELK	97.3	0.973	466
Medium	58.6	0.586	774
Number 1	37.2	0.372	1219
Splits	43.9	0.439	1033

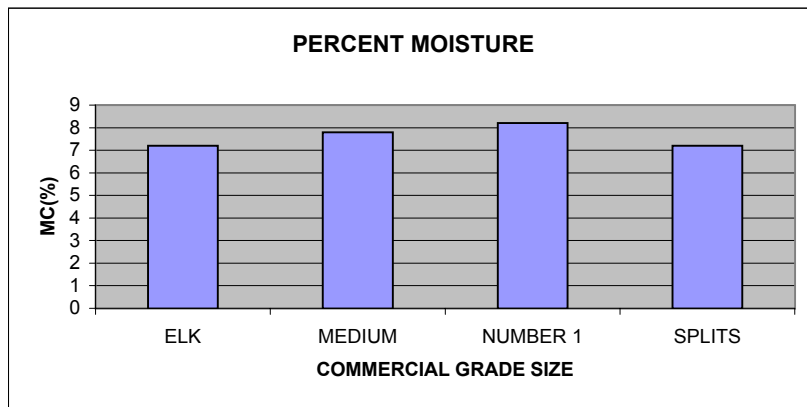
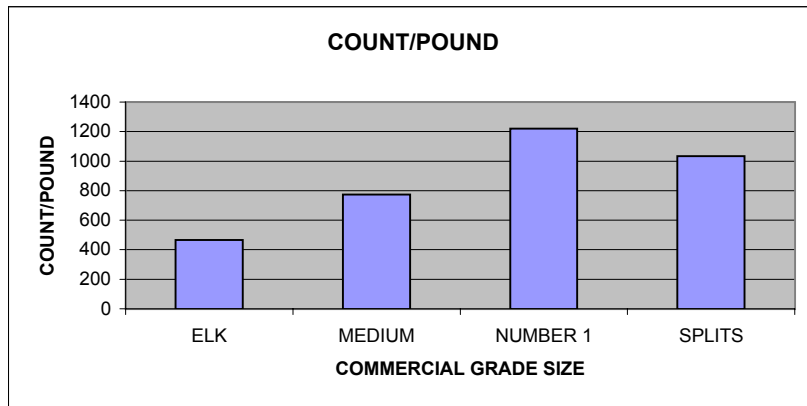
LOCATION 30 SEED MOISTURE CONTENT TABLE

NC7

GAC 2000 Percent Moisture & Density

	MC*	kg/hl
ELK	7.2	56.7
Medium	7.8	59.3
Number 1	8.2	58.9
Splits	7.2	51.6

* NA INDICATES THAT THERE WAS NOT ENOUGH MATERIAL FOR THE GAC 2000 TO READ



LOCATION 30 UPPT 2004 SEED COUNT/POUND TABLE

GA012534

Weight of 100 seed

	Wt (g)	Wt of 1 seed	Count/lb
ELK	82.9	0.829	547
Medium	53.0	0.530	856
Number 1	37.2	0.372	1219
Splits	39.5	0.395	1148

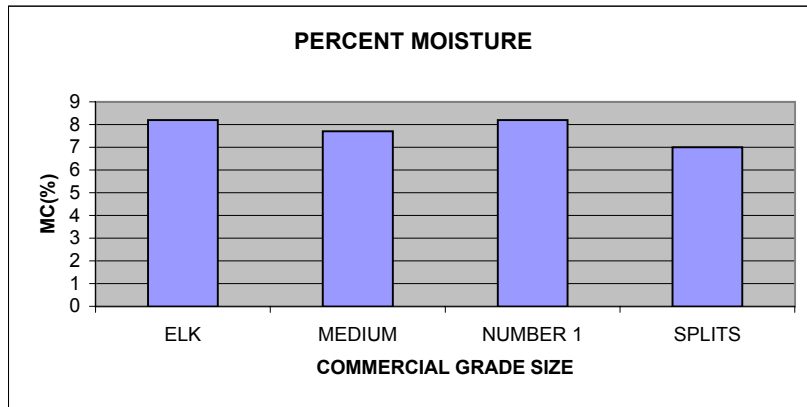
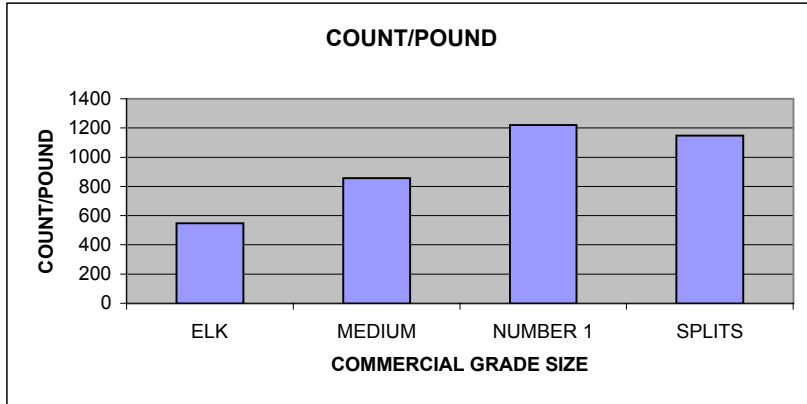
LOCATION 30 SEED MOISTURE CONTENT TABLE

GA012534

GAC 2000 Percent Moisture & Density

	MC*	kg/hl
ELK	8.2	49.1
Medium	7.7	60.0
Number 1	8.2	59.4
Splits	7.0	55.0

* NA INDICATES THAT THERE WAS NOT ENOUGH MATERIAL FOR THE GAC 2000 TO READ



LOCATION 30 UPPT 2004 SEED COUNT/POUND TABLE

N00098ol

Weight of 100 seed

	Wt (g)	Wt of 1 seed	Count/lb
ELK	104.2	1.042	435
Medium	61.0	0.610	744
Number 1	39.6	0.396	1145
Splits	43.7	0.437	1038

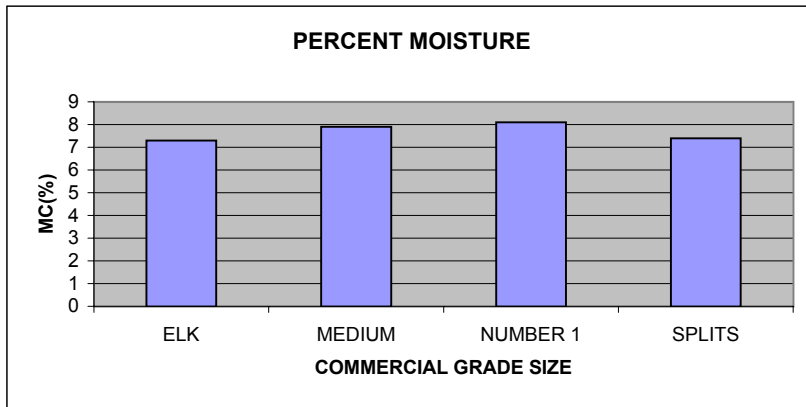
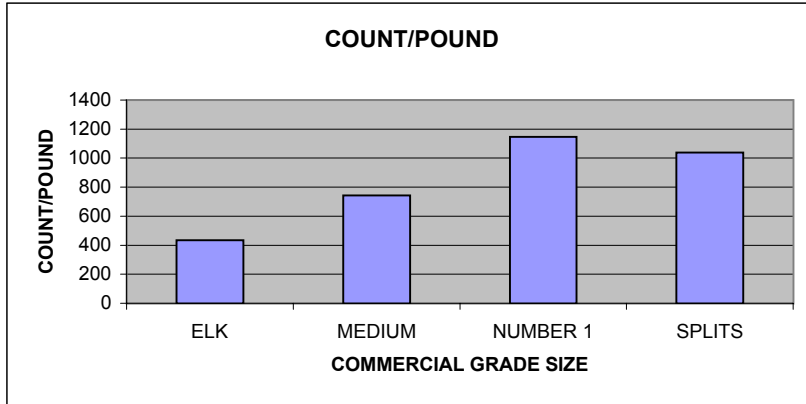
LOCATION 30 SEED MOISTURE CONTENT TABLE

N00098ol

GAC 2000 Percent Moisture & Density

	MC*	kg/hl
ELK	7.3	55.5
Medium	7.9	58.7
Number 1	8.1	59.5
Splits	7.4	52.8

* NA INDICATES THAT THERE WAS NOT ENOUGH MATERIAL FOR THE GAC 2000 TO READ



LOCATION 30 UPPT 2004 SEED COUNT/POUND TABLE

N01013T

Weight of 100 seed

	Wt (g)	Wt of 1 seed	Count/lb
ELK	97.5	0.975	465
Medium	58.1	0.581	781
Number 1	38.8	0.388	1169
Splits	44.4	0.444	1022

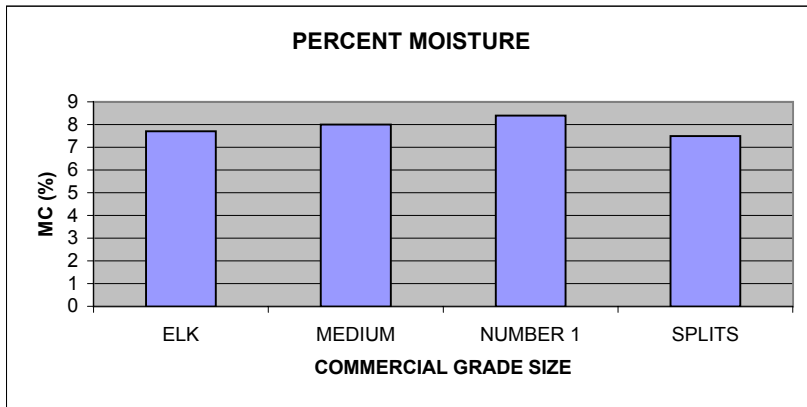
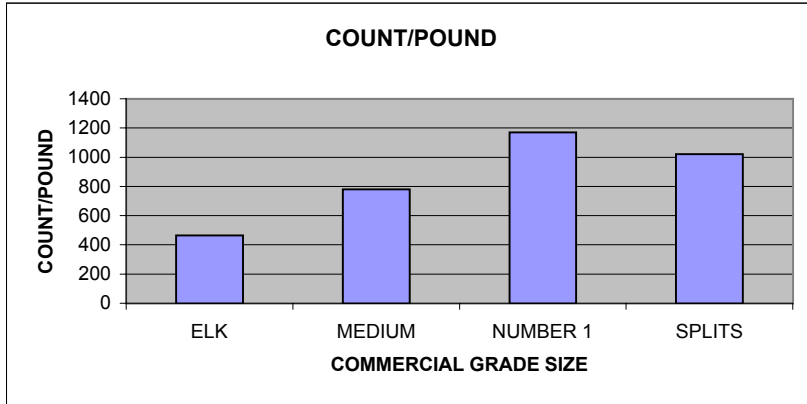
LOCATION 30 SEED MOISTURE CONTENT TABLE

N01013T

GAC 2000 Percent Moisture & Density

	MC*	kg/hl
ELK	7.7	55.3
Medium	8.0	59.9
Number 1	8.4	60.0
Splits	7.5	52.1

* NA INDICATES THAT THERE WAS NOT ENOUGH MATERIAL FOR THE GAC 2000 TO READ



LOCATION 30 UPPT 2004 SEED COUNT/POUND TABLE

N02006

Weight of 100 seed

	Wt (g)	Wt of 1 seed	Count/lb
ELK	89.1	0.891	509
Medium	57.0	0.570	796
Number 1	38.7	0.387	1172
Splits	43.0	0.430	1055

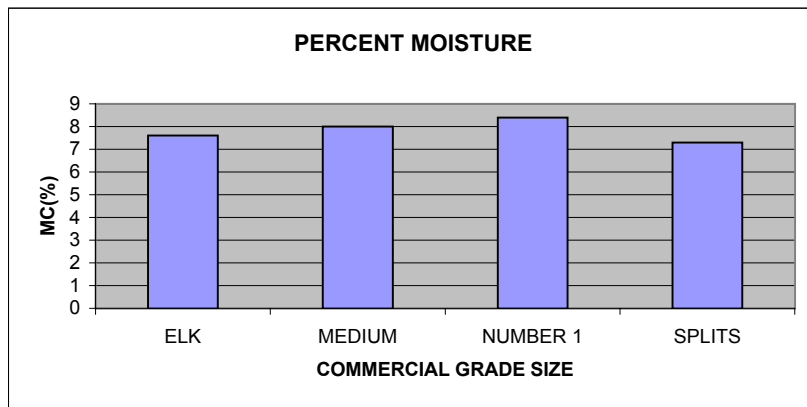
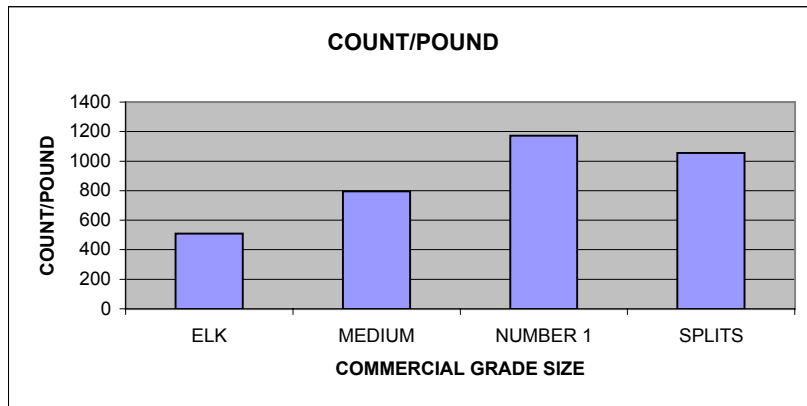
LOCATION 30 SEED MOISTURE CONTENT TABLE

N02006

GAC 2000 Percent Moisture & Density

	MC*	kg/hl
ELK	7.6	57.9
Medium	8.0	58.0
Number 1	8.4	57.5
Splits	7.3	51.7

* NA INDICATES THAT THERE WAS NOT ENOUGH MATERIAL FOR THE GAC 2000 TO READ



LOCATION 30 UPPT 2004 SEED COUNT/POUND TABLE

VT003069

Weight of 100 seed

	Wt (g)	Wt of 1 seed	Count/lb
ELK	93.4	0.934	486
Medium	59.8	0.598	759
Number 1	38.1	0.381	1191
Splits	44.5	0.445	1019

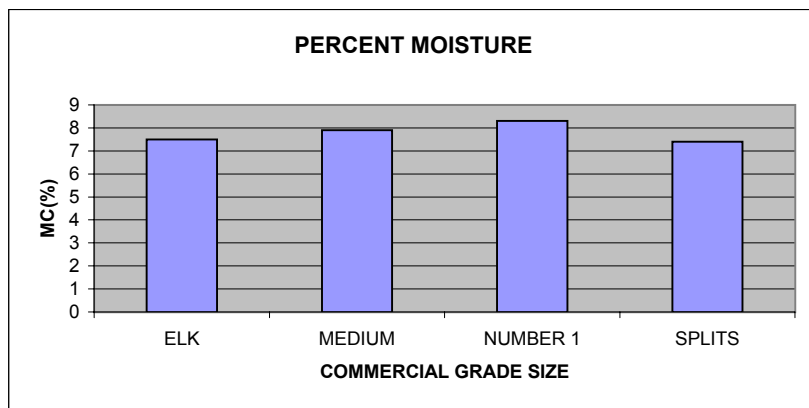
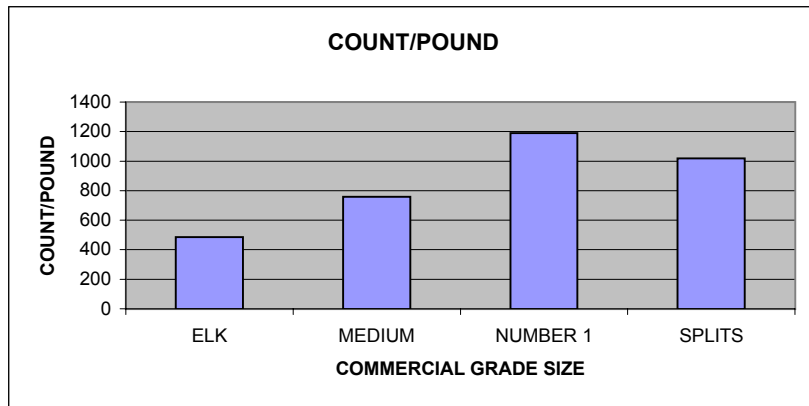
LOCATION 30 SEED MOISTURE CONTENT TABLE

VT003069

GAC 2000 Percent Moisture & Density

	MC*	kg/hl
ELK	7.5	54.9
Medium	7.9	59.6
Number 1	8.3	59.5
Splits	7.4	51.8

* NA INDICATES THAT THERE WAS NOT ENOUGH MATERIAL FOR THE GAC 2000 TO READ



LOCATION 30 UPPT 2004 SHELLING DATA

VARIETY: FLORUNNER DATE: SEPT, 30, 2004

VARIETY: UF03325 DATE: SEPT, 30, 2004

STAGE	GRATE	WEIGHT	TIME
1st	26 initial	6459.6	217 sec.
	grams shelled / min	1006.0	
2nd	23 unshelled	2821.1	254 sec.
	grams shelled / min	362.1	
3rd	20 unshelled	1288.0	261 sec.
	grams shelled / min	169.9	
4th	17 unshelled	549.0	369 sec.
	grams shelled / min	79.8	
5th	unshelled		
	grams shelled / min		
6th	unshelled		
	grams shelled / min		
	Final grams unshelled	58.5	
	Total grams shelled	6459.6	18.35 min.
	Total grams shelled / min	352.0	
	HULLS	1722.3	

GRATE	WEIGHT	TIME
27 initial	6526.4	232 sec.
grams shelled / min	1430.9	
24 unshelled	993.4	155 sec.
grams shelled / min	294.5	
21 unshelled	232.7	82 sec.
grams shelled / min	140.9	
18 unshelled	40.2	29 sec.
grams shelled / min	80.5	
unshelled		
grams shelled / min		
unshelled		
grams shelled / min		
Final grams unshelled	1.3	
Total grams shelled	6526.4	8.30 min.
Total grams shelled / min	786.3	
HULLS	1530.9	

VARIETY: UF03326 DATE: SEPT, 30, 2004

VARIETY: UF03514 DATE: SEPT, 30, 2004

STAGE	GRATE	WEIGHT	TIME
1st	28 initial	6227.0	252 sec.
	grams shelled / min	1168.9	
2nd	25 unshelled	1317.7	120 sec.
	grams shelled / min	435.8	
3rd	22 unshelled	446.1	117 sec.
	grams shelled / min	166.2	
4th	19 unshelled	122.0	45 sec.
	grams shelled / min	139.2	
5th	16 unshelled	17.6	12 sec.
	grams shelled / min	88.0	
6th	unshelled		
	grams shelled / min		
	Final grams unshelled	0.0	
	Total grams shelled	6227.0	9.10 min.
	Total grams shelled / min	684.3	
	HULLS	1537.2	

GRATE	WEIGHT	TIME
30 initial	6201.4	161 sec.
grams shelled / min	1531.6	
27 unshelled	2091.6	115 sec.
grams shelled / min	553.4	
24 unshelled	1030.9	138 sec.
grams shelled / min	263.0	
21 unshelled	425.9	140 sec.
grams shelled / min	182.5	
18 unshelled	130.1	76 sec.
grams shelled / min	91.9	
16 unshelled	13.7	7 sec.
grams shelled / min	117.4	
Final grams unshelled	0.0	
Total grams shelled	6201.4	10.62 min.
Total grams shelled / min	584.1	
HULLS	1468.6	

VARIETY: GA002501 DATE: OCT, 1, 2004

VARIETY: GA011557 DATE: OCT, 1, 2004

STAGE	GRATE	WEIGHT	TIME
1st	28 initial	6417.1	162 sec.
	grams shelled / min	1504.4	
2nd	25 unshelled	2355.1	123 sec.
	grams shelled / min	644.7	
3rd	22 unshelled	1033.5	173 sec.
	grams shelled / min	234.9	
4th	19 unshelled	356.2	173 sec.
	grams shelled / min	99.6	
5th	16 unshelled	69.1	52 sec.
	grams shelled / min	69.2	
6th	unshelled		
	grams shelled / min		
	Final grams unshelled	9.1	
	Total grams shelled	6417.1	11.38 min.
	Total grams shelled / min	563.7	
	HULLS	1594.1	

GRATE	WEIGHT	TIME
30 initial	6273.2	178 sec.
grams shelled / min	1747.7	
27 unshelled	1088.5	85 sec.
grams shelled / min	463.7	
24 unshelled	431.6	79 sec.
grams shelled / min	211.0	
21 unshelled	153.8	56 sec.
grams shelled / min	129.6	
18 unshelled	32.8	22 sec.
grams shelled / min	79.1	
unshelled		
grams shelled / min		
Final grams unshelled	3.8	
Total grams shelled	6273.2	7.00 min.
Total grams shelled / min	896.2	
HULLS	1380.4	

LOCATION 30 UPPT 2004 SHELLING DATA

VARIETY: CRSP08

DATE: OCT, 1, 2004

VARIETY: CRSP14

DATE: OCT, 1, 2004

STAGE	GRATE	WEIGHT	TIME
1st	30 initial	6044.8	138 sec.
	grams shelled / min	1953.5	
2nd	27 unshelled	1551.8	102 sec.
	grams shelled / min	572.2	
3rd	24 unshelled	579.1	120 sec.
	grams shelled / min	194.1	
4th	21 unshelled	191.0	83 sec.
	grams shelled / min	113.6	
5th	18 unshelled	33.8	38 sec.
	grams shelled / min	52.1	
6th	unshelled		
	grams shelled / min		
	Final grams unshelled	0.8	
	Total grams shelled	6044.8	8.02 min.
	Total grams shelled / min	754.0	
	HULLS	1438.6	

GRATE	WEIGHT	TIME	
32 initial	6108.3	125 sec.	
grams shelled / min	1946.8		
29 unshelled	2052.4	75 sec.	
grams shelled / min	863.7		
26 unshelled	972.8	129 sec.	
grams shelled / min	306.7		
23 unshelled	313.3	103 sec.	
grams shelled / min	134.2		
20 unshelled	82.9	40 sec.	
grams shelled / min	93.3		
17 unshelled	20.7	24 sec.	
grams shelled / min	51.8		
	Final grams unshelled	0.0	
	Total grams shelled	6108.3	8.27 min.
	Total grams shelled / min	738.9	
	HULLS	1460.7	

VARIETY: NCZ

DATE: OCT, 1, 2004

VARIETY: GA012534

DATE: OCT, 1, 2004

STAGE	GRATE	WEIGHT	TIME
1st	34 initial	6429.4	139 sec.
	grams shelled / min	2347.9	
2nd	31 unshelled	990.1	62 sec.
	grams shelled / min	330.9	
3rd	28 unshelled	648.2	69 sec.
	grams shelled / min	191.0	
4th	25 unshelled	428.5	93 sec.
	grams shelled / min	121.7	
5th	22 unshelled	239.9	119 sec.
	grams shelled / min	72.9	
6th	19 unshelled	95.3	94 sec.
	grams shelled / min	49.0	
	Final grams unshelled	18.6	
	Total grams shelled	6429.4	9.60 min.
	Total grams shelled / min	669.7	
	HULLS	2056.2	

GRATE	WEIGHT	TIME	
31 initial	6328.5	317 sec.	
grams shelled / min	983.0		
28 unshelled	1134.8	99 sec.	
grams shelled / min	422.7		
25 unshelled	437.4	75 sec.	
grams shelled / min	223.8		
22 unshelled	157.7	63 sec.	
grams shelled / min	124.7		
19 unshelled	26.8	26 sec.	
grams shelled / min	61.8		
	Final grams unshelled	0.0	
	Total grams shelled	6328.5	9.67 min.
	Total grams shelled / min	654.7	
	HULLS	1533.9	

VARIETY: N000980l

DATE: OCT, 2, 2004

VARIETY: N01013T

DATE: OCT, 2, 2004

STAGE	GRATE	WEIGHT	TIME
1st	30 initial	6405.4	215 sec.
	grams shelled / min	1495.9	
2nd	27 unshelled	1045.1	104 sec.
	grams shelled / min	286.7	
3rd	24 unshelled	548.1	106 sec.
	grams shelled / min	148.6	
4th	21 unshelled	285.5	132 sec.
	grams shelled / min	80.5	
5th	18 unshelled	108.4	75 sec.
	grams shelled / min	79.6	
6th	unshelled		
	grams shelled / min		
	Final grams unshelled	8.9	
	Total grams shelled	6405.4	10.53 min.
	Total grams shelled / min	608.1	
	HULLS	2083.0	

GRATE	WEIGHT	TIME	
32 initial	6358.9	181 sec.	
grams shelled / min	1862.8		
29 unshelled	739.5	51 sec.	
grams shelled / min	336.2		
26 unshelled	453.7	79 sec.	
grams shelled / min	162.2		
23 unshelled	240.1	99 sec.	
grams shelled / min	97.2		
20 unshelled	79.8	63 sec.	
grams shelled / min	55.0		
17 unshelled	22.0	29 sec.	
grams shelled / min	45.5		
	Final grams unshelled	0.0	
	Total grams shelled	6358.9	8.37 min.
	Total grams shelled / min	760.0	
	HULLS	1810.3	

LOCATION 30 UPPT 2004 SHELLING DATA

VARIETY: N02006

DATE: OCT, 2, 2004

VARIETY: VT003069

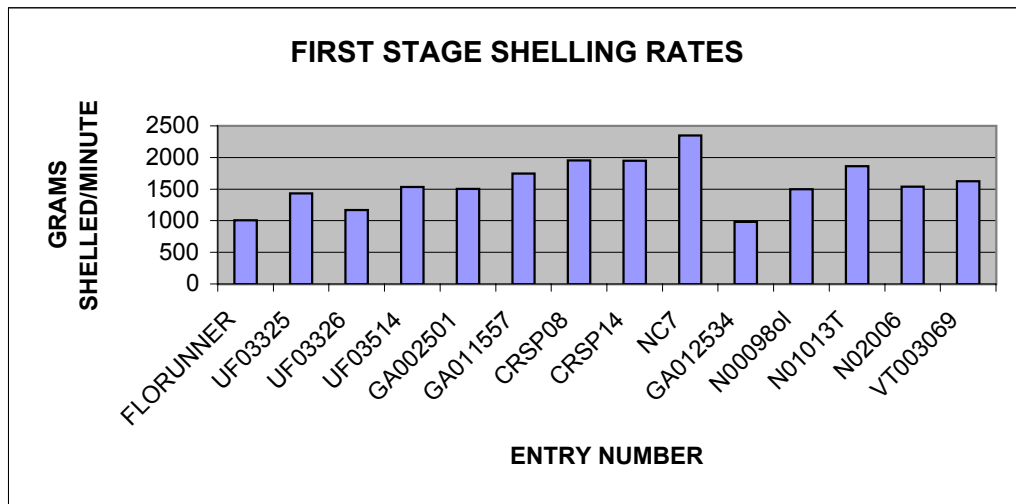
DATE: OCT, 2, 2004

STAGE	GRATE		WEIGHT	TIME
1st	32	initial	6110.6	220 sec.
		grams shelled / min	1539.5	
2nd	29	unshelled	465.9	59 sec.
		grams shelled / min	177.8	
3rd	26	unshelled	291.1	103 sec.
		grams shelled / min	78.5	
4th	23	unshelled	156.3	132 sec.
		grams shelled / min	54.8	
5th	20	unshelled	35.7	33 sec.
		grams shelled / min	49.3	
6th		unshelled		
		grams shelled / min		
		Final grams unshelled	8.6	
		Total grams shelled	6110.6	9.12 min.
		Total grams shelled / min	670.3	
		HULLS	1902.1	

GRATE		WEIGHT	TIME	
30	initial	6326.8	194 sec.	
	grams shelled / min	1622.5		
27	unshelled	1080.7	90 sec.	
	grams shelled / min	310.0		
24	unshelled	615.7	124 sec.	
	grams shelled / min	151.5		
21	unshelled	302.7	134 sec.	
	grams shelled / min	91.4		
18	unshelled	98.6	67 sec.	
	grams shelled / min	72.8		
		unshelled		
		grams shelled / min		
		Final grams unshelled	17.3	
		Total grams shelled	6326.8	10.15 min.
		Total grams shelled / min	623.3	
		HULLS	1768.5	

LOCATION 30 UPPT 2004 FIRST STAGE SHELLING RATES

<u>ENTRY NUMBER</u>	<u>GRAMS SHELLED / MINUTE</u>
FLORUNNER	1006.0
UF03325	1430.9
UF03326	1168.9
UF03514	1531.6
GA002501	1504.4
GA011557	1747.7
CRSP08	1953.5
CRSP14	1946.8
NC7	2347.9
GA012534	983.0
N000980l	1495.9
N01013T	1862.8
N02006	1539.5
VT003069	1622.5



LOCATION 40 UPPT 2004 POD BULK DENSITY TABLE

FLORUNNER

BULK DENSITY	Kg	cm	Kg/m ³
	6.44	23.60	293.65

UF03326

BULK DENSITY	Kg	cm	Kg/m ³
	6.54	25.98	270.83

GA002501

BULK DENSITY	Kg	cm	Kg/m ³
	6.60	24.95	284.91

CRSP08

BULK DENSITY	Kg	cm	Kg/m ³
	6.18	21.80	305.05

NC7

BULK DENSITY	Kg	cm	Kg/m ³
	6.58	29.43	240.56

N000980l

BULK DENSITY	Kg	cm	Kg/m ³
	6.53	30.50	230.36

N02006

BULK DENSITY	Kg	cm	Kg/m ³
	6.51	29.30	239.04

UF03325

BULK DENSITY	Kg	cm	Kg/m ³
	6.68	25.20	285.19

UF03514

BULK DENSITY	Kg	cm	Kg/m ³
	6.57	23.60	299.88

GA011557

BULK DENSITY	Kg	cm	Kg/m ³
	6.56	23.88	295.78

CRSP14

BULK DENSITY	Kg	cm	Kg/m ³
	6.45	22.80	304.36

GA012534

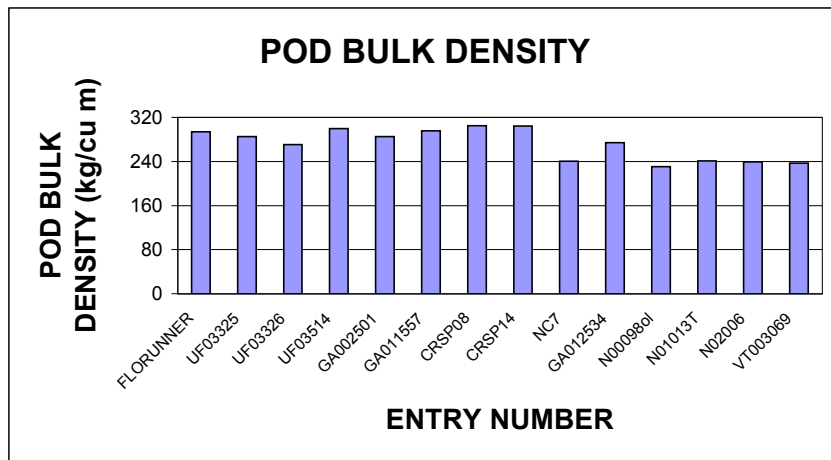
BULK DENSITY	Kg	cm	Kg/m ³
	6.54	25.68	274.32

N01013T

BULK DENSITY	Kg	cm	Kg/m ³
	6.53	29.18	240.75

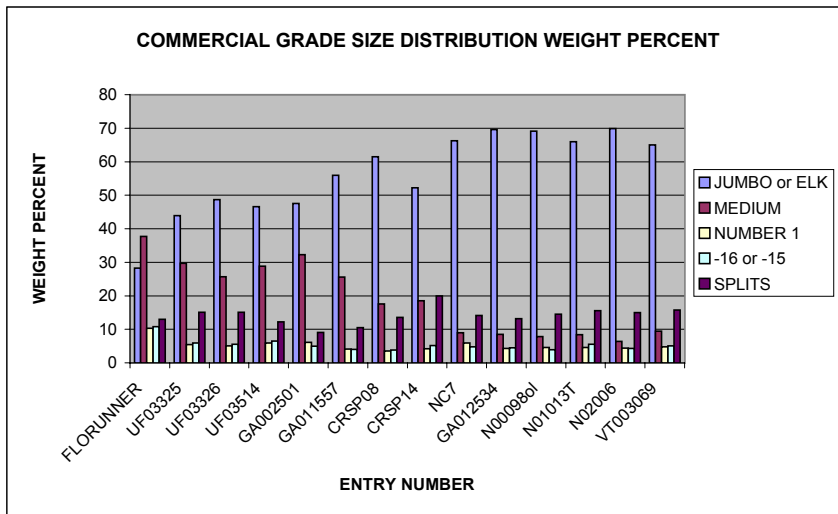
VT003069

BULK DENSITY	Kg	cm	Kg/m ³
	6.60	29.98	237.08



LOCATION 40 UPPT 2004 COMMERCIAL GRADE SIZE WEIGHT PERCENT TABLE

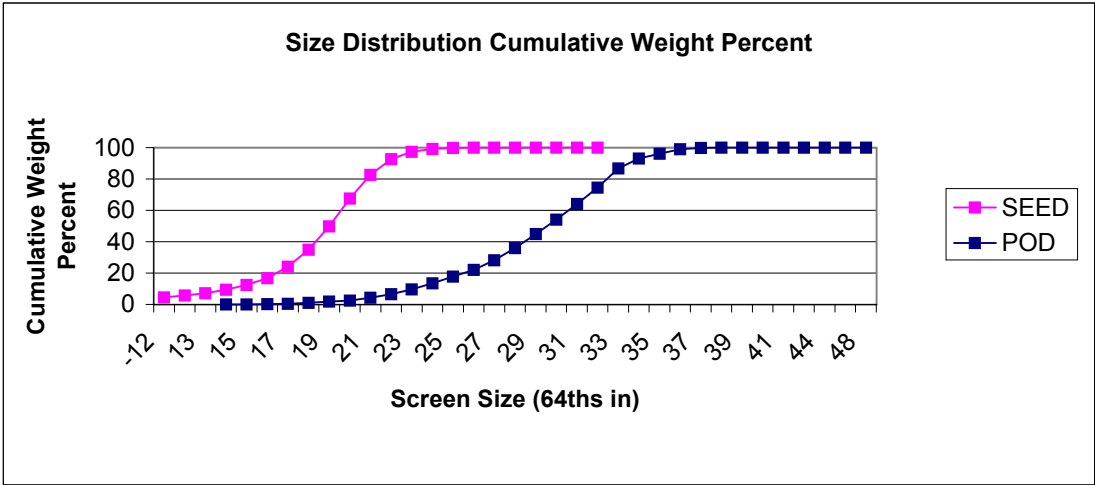
<u>FLORUNNER</u>		<u>UF03325</u>		<u>UF03326</u>		<u>UF03514</u>	
JUMBO	28.27	JUMBO	43.89	JUMBO	48.67	JUMBO	46.62
MEDIUM	37.76	MEDIUM	29.66	MEDIUM	25.67	MEDIUM	28.79
NUMBER 1	10.27	NUMBER 1	5.46	NUMBER 1	5.04	NUMBER 1	5.92
-16	10.76	-16	5.92	-16	5.55	-16	6.46
SPLITS	12.95	SPLITS	15.07	SPLITS	15.08	SPLITS	12.21
<u>GA002501</u>		<u>GA011557</u>		<u>CRSP08</u>		<u>CRSP14</u>	
JUMBO	47.52	JUMBO	55.91	JUMBO	61.51	JUMBO	52.18
MEDIUM	32.29	MEDIUM	25.54	MEDIUM	17.58	MEDIUM	18.48
NUMBER 1	6.14	NUMBER 1	4.07	NUMBER 1	3.54	NUMBER 1	4.19
-16	4.97	-16	3.97	-16	3.78	-16	5.18
SPLITS	9.09	SPLITS	10.51	SPLITS	13.59	SPLITS	19.97
<u>NC7</u>		<u>GA012534</u>		<u>N000980l</u>		<u>N01013T</u>	
ELK	66.21	ELK	69.60	ELK	69.13	ELK	65.94
MEDIUM	8.98	MEDIUM	8.49	MEDIUM	7.86	MEDIUM	8.42
NUMBER 1	5.95	NUMBER 1	4.26	NUMBER 1	4.55	NUMBER 1	4.59
-15	4.75	-15	4.52	-15	3.93	-15	5.53
SPLITS	14.10	SPLITS	13.13	SPLITS	14.53	SPLITS	15.52
<u>N02006</u>		<u>VT003069</u>					
ELK	69.91	ELK	64.98				
MEDIUM	6.43	MEDIUM	9.41				
NUMBER 1	4.38	NUMBER 1	4.79				
-15	4.33	-15	5.09				
SPLITS	14.96	SPLITS	15.73				



LOCATION 40 UPPT 2004 SIZE DISTRIBUTION CUMULATIVE WEIGHT PERCENT TABLE

FLOORNER

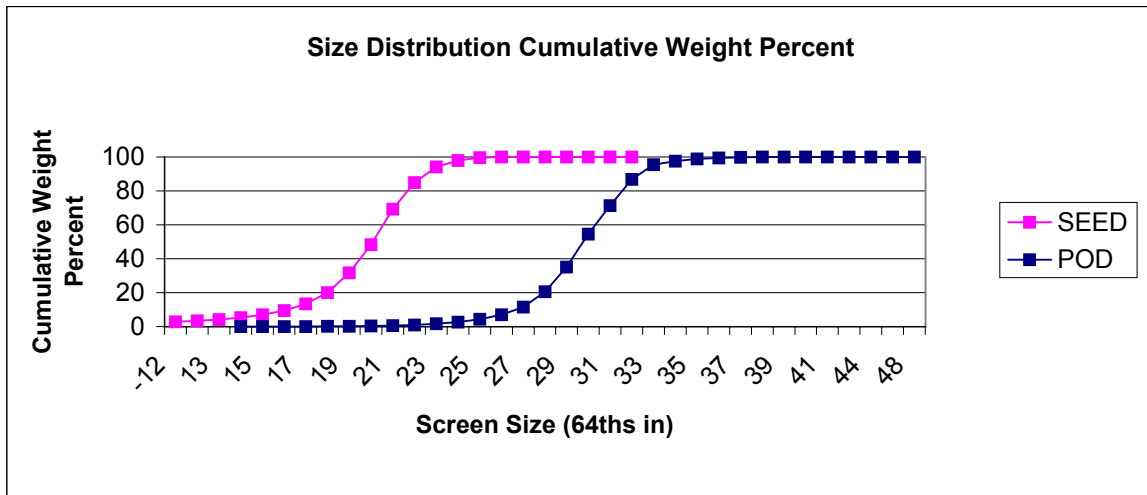
POD				SEED				
SCREEN SIZE	Weight	Wt %	Cum. Wt. %	SCREEN SIZE	Weight	Wt %	Wt % w/o SS	Cum. Wt %
				SS	630.2	12.95	---	---
				-12 & -17R	192.5	3.96	4.54	4.54
				12	45.4	0.93	1.07	5.62
				13	66.7	1.37	1.57	7.19
14	0.0	0.00	0.00	14	91.2	1.87	2.15	9.34
15	0.0	0.00	0.00	15	127.7	2.62	3.01	12.36
16	1.6	0.11	0.11	16	181.1	3.72	4.28	16.63
17	4.1	0.27	0.38	17	318.4	6.54	7.52	24.15
18	9.6	0.64	1.02	18	452.9	9.31	10.69	34.84
19	11.5	0.77	1.80	19	635.2	13.05	15.00	49.84
20	11.0	0.74	2.53	20	749.1	15.39	17.68	67.52
21	25.7	1.72	4.25	21	641.1	13.18	15.14	82.66
22	33.5	2.24	6.50	22	421.1	8.65	9.94	92.60
23	45.8	3.07	9.57	23	200.5	4.12	4.73	97.33
24	57.4	3.85	13.41	24	77.3	1.59	1.82	99.16
25	63.7	4.27	17.68	25	26.2	0.54	0.62	99.78
26	66.2	4.43	22.11	26	6.5	0.13	0.15	99.93
27	91.1	6.10	28.22	27	1.8	0.04	0.04	99.97
28	114.6	7.68	35.89	28	1.1	0.02	0.03	100.00
29	134.8	9.03	44.93	29	0.0	0.00	0.00	100.00
30	138.1	9.25	54.18	30	0.0	0.00	0.00	100.00
31	146.7	9.83	64.00	31	0.0	0.00	0.00	100.00
32	157.4	10.54	74.55	32	0.0	0.00	0.00	100.00
33	180.9	12.12	86.67	Total	4866.0	100	100	
34	95.8	6.42	93.09	Hull wt	1551.2			
35	45.2	3.03	96.11	Wt w/o SS	4235.8			
36	43.4	2.91	99.02	Percent Hulls		24.17		
37	12.5	0.84	99.86	Percent Meats		75.83		
38	2.1	0.14	100.00			100		
39	0.0	0.00	100.00					
40	0.0	0.00	100.00					
41	0.0	0.00	100.00					
42	0.0	0.00	100.00					
44	0.0	0.00	100.00					
46	0.0	0.00	100.00					
48	0.0	0.00	100.00					
POD WT.	1492.7							



LOCATION 40 UPPT 2004 SIZE DISTRIBUTION CUMULATIVE WEIGHT PERCENT TABLE

UF03325

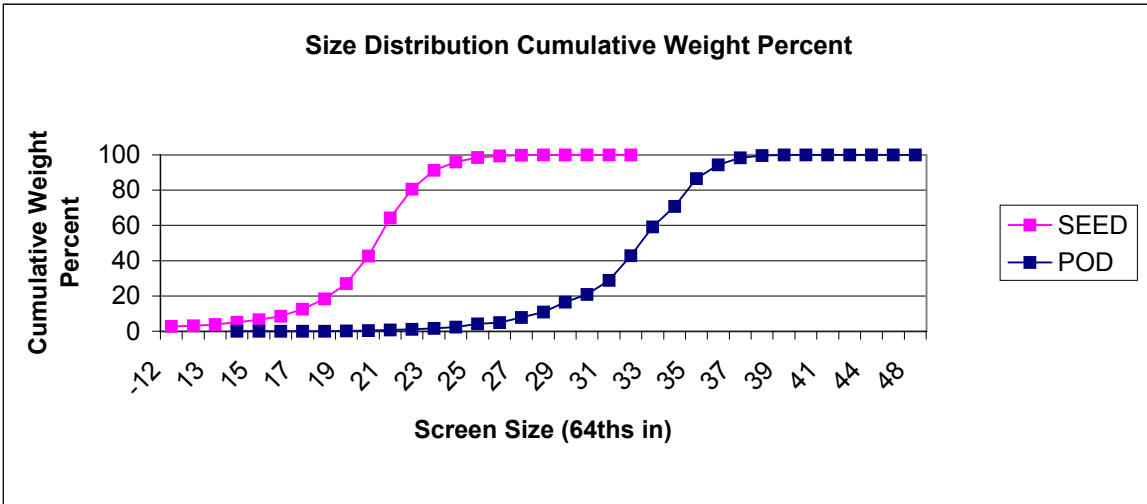
POD				SEED				
SCREEN SIZE	Weight	Wt %	Cum. Wt. %	SCREEN SIZE	Weight	Wt %	Wt % w/o SS	Cum. Wt %
				SS	779.1	15.07	---	---
				-12 & -17R	127.7	2.47	2.91	2.91
				12	18.0	0.35	0.41	3.32
				13	35.4	0.68	0.81	4.13
14	0.0	0.00	0.00	14	53.4	1.03	1.22	5.34
15	0.0	0.00	0.00	15	71.7	1.39	1.63	6.98
16	0.1	0.01	0.01	16	106.0	2.05	2.41	9.39
17	0.8	0.05	0.06	17	176.1	3.41	4.01	13.40
18	1.5	0.09	0.15	18	285.5	5.52	6.50	19.91
19	1.5	0.09	0.24	19	520.6	10.07	11.86	31.77
20	1.3	0.08	0.32	20	726.6	14.06	16.55	48.32
21	3.0	0.19	0.51	21	914.3	17.69	20.83	69.15
22	5.8	0.36	0.87	22	694.3	13.43	15.82	84.97
23	14.6	0.91	1.78	23	405.8	7.85	9.25	94.22
24	15.3	0.95	2.73	24	159.6	3.09	3.64	97.85
25	25.9	1.61	4.33	25	78.1	1.51	1.78	99.63
26	43.5	2.70	7.03	26	13.1	0.25	0.30	99.93
27	71.3	4.43	11.46	27	3.1	0.06	0.07	100.00
28	147.0	9.13	20.59	28	0.0	0.00	0.00	100.00
29	234.3	14.55	35.13	29	0.0	0.00	0.00	100.00
30	312.7	19.41	54.55	30	0.0	0.00	0.00	100.00
31	270.2	16.78	71.32	31	0.0	0.00	0.00	100.00
32	249.8	15.51	86.83	32	0.0	0.00	0.00	100.00
33	140.0	8.69	95.52	Total	5168.4	100	100	
34	31.7	1.97	97.49	Hull wt	1502.4			
35	21.1	1.31	98.80	Wt w/o SS	4389.3			
36	11.4	0.71	99.51	Percent Hulls		22.52		
37	4.6	0.29	99.80	Percent Meats		77.48		
38	3.3	0.20	100.00			100		
39	0.0	0.00	100.00					
40	0.0	0.00	100.00					
41	0.0	0.00	100.00					
42	0.0	0.00	100.00					
44	0.0	0.00	100.00					
46	0.0	0.00	100.00					
48	0.0	0.00	100.00					
POD WT.	1610.7							



LOCATION 40 UPPT 2004 SIZE DISTRIBUTION CUMULATIVE WEIGHT PERCENT TABLE

UF03326

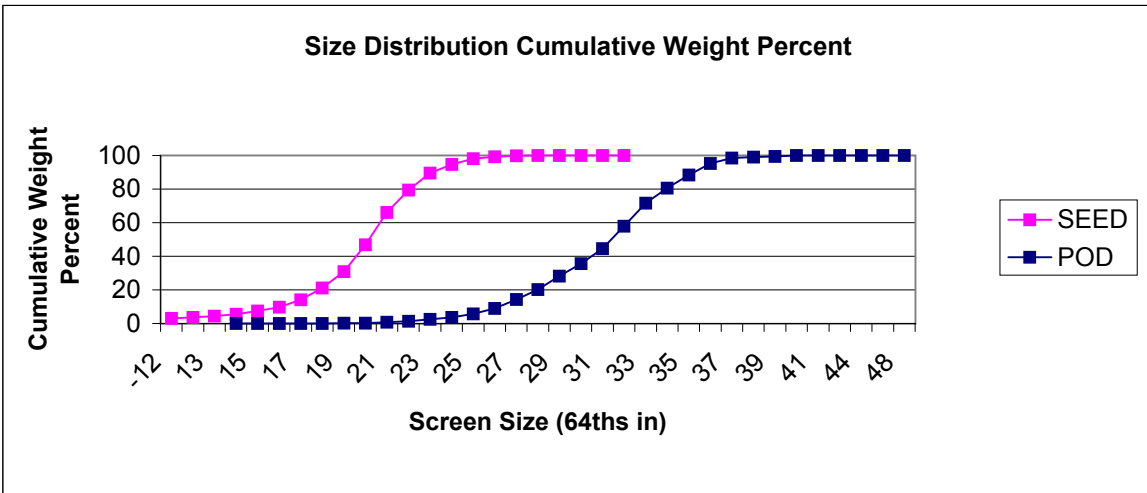
POD				SEED				
SCREEN SIZE	Weight	Wt %	Cum. Wt. %	SCREEN SIZE	Weight	Wt %	Wt % w/o SS	Cum. Wt %
				SS	743.8	15.08	---	---
				-12 & -17R	110.8	2.25	2.65	2.65
				12	14.9	0.30	0.36	3.00
				13	33.6	0.68	0.80	3.80
14	0.0	0.00	0.00	14	50.7	1.03	1.21	5.02
15	0.0	0.00	0.00	15	63.5	1.29	1.52	6.53
16	0.1	0.01	0.01	16	87.3	1.77	2.08	8.62
17	0.7	0.04	0.05	17	161.0	3.27	3.85	12.46
18	0.4	0.02	0.07	18	245.9	4.99	5.87	18.33
19	1.9	0.11	0.19	19	365.9	7.42	8.74	27.07
20	1.6	0.10	0.28	20	653.9	13.26	15.62	42.69
21	6.0	0.36	0.64	21	904.2	18.34	21.59	64.28
22	6.7	0.40	1.04	22	682.5	13.84	16.30	80.58
23	10.3	0.62	1.65	23	450.0	9.13	10.75	91.33
24	12.6	0.75	2.41	24	198.6	4.03	4.74	96.07
25	28.6	1.71	4.12	25	104.5	2.12	2.50	98.57
26	12.4	0.74	4.86	26	35.2	0.71	0.84	99.41
27	50.8	3.03	7.89	27	15.9	0.32	0.38	99.79
28	50.9	3.04	10.93	28	8.8	0.18	0.21	100.00
29	94.2	5.63	16.56	29	0.0	0.00	0.00	100.00
30	73.2	4.37	20.93	30	0.0	0.00	0.00	100.00
31	133.9	8.00	28.93	31	0.0	0.00	0.00	100.00
32	234.1	13.98	42.92	32	0.0	0.00	0.00	100.00
33	271.0	16.19	59.10	Total	4931.0	100	100	
34	194.7	11.63	70.73	Hull wt	1588.3			
35	263.6	15.75	86.48	Wt w/o SS	4187.2			
36	132.0	7.89	94.37	Percent Hulls		24.36		
37	66.6	3.98	98.35	Percent Meats		75.64		
38	22.1	1.32	99.67			100		
39	5.6	0.33	100.00					
40	0.0	0.00	100.00					
41	0.0	0.00	100.00					
42	0.0	0.00	100.00					
44	0.0	0.00	100.00					
46	0.0	0.00	100.00					
48	0.0	0.00	100.00					
POD WT.	1674.0							



LOCATION 40 UPPT 2004 SIZE DISTRIBUTION CUMULATIVE WEIGHT PERCENT TABLE

UF03514

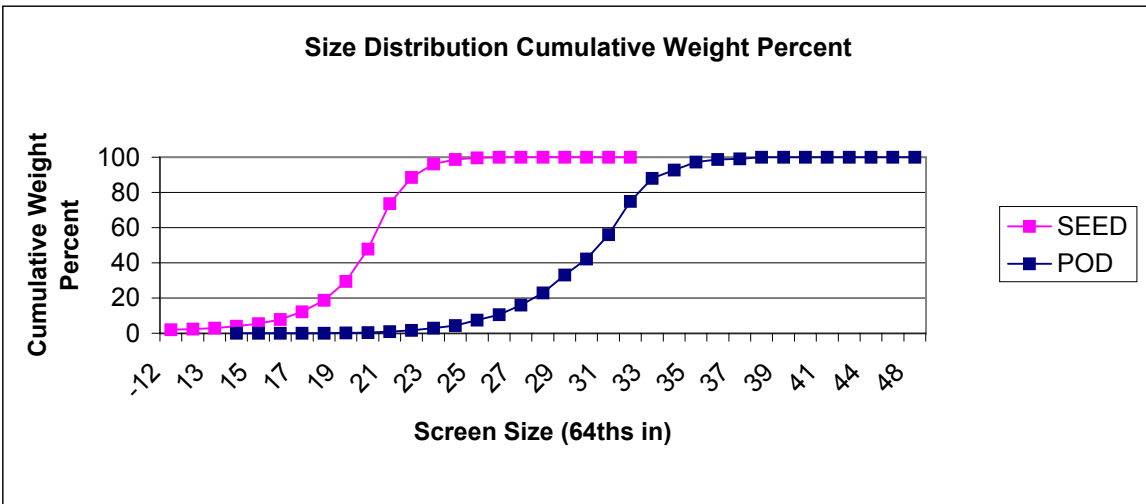
POD				SEED				
SCREEN SIZE	Weight	Wt %	Cum. Wt. %	SCREEN SIZE	Weight	Wt %	Wt % w/o SS	Cum. Wt %
				SS	617.2	12.21	---	---
				-12 & -17R	134.3	2.66	3.03	3.03
				12	23.5	0.46	0.53	3.55
				13	40.9	0.81	0.92	4.48
14	0.0	0.00	0.00	14	49.5	0.98	1.12	5.59
15	0.0	0.00	0.00	15	78.4	1.55	1.77	7.36
16	0.0	0.00	0.00	16	101.2	2.00	2.28	9.64
17	0.2	0.01	0.01	17	198.3	3.92	4.47	14.10
18	0.1	0.01	0.02	18	314.0	6.21	7.07	21.18
19	1.9	0.12	0.14	19	431.2	8.53	9.71	30.89
20	1.7	0.11	0.24	20	710.7	14.05	16.01	46.90
21	8.3	0.52	0.76	21	854.1	16.89	19.24	66.14
22	9.8	0.61	1.37	22	589.7	11.66	13.28	79.42
23	16.8	1.05	2.42	23	450.3	8.91	10.14	89.56
24	18.2	1.13	3.55	24	226.9	4.49	5.11	94.67
25	33.7	2.10	5.65	25	150.8	2.98	3.40	98.07
26	53.1	3.31	8.96	26	53.0	1.05	1.19	99.27
27	84.9	5.29	14.25	27	21.4	0.42	0.48	99.75
28	95.0	5.92	20.17	28	11.2	0.22	0.25	100.00
29	129.0	8.04	28.21	29	0.0	0.00	0.00	100.00
30	119.9	7.47	35.68	30	0.0	0.00	0.00	100.00
31	142.5	8.88	44.56	31	0.0	0.00	0.00	100.00
32	214.8	13.39	57.95	32	0.0	0.00	0.00	100.00
33	218.3	13.60	71.55	Total	5056.6	100	100	
34	144.0	8.97	80.53	Hull wt	1508.0			
35	126.5	7.88	88.41	Wt w/o SS	4439.4			
36	108.1	6.74	95.15	Percent Hulls		22.97		
37	53.8	3.35	98.50	Percent Meats		77.03		
38	10.0	0.62	99.12			100		
39	4.7	0.29	99.41					
40	9.4	0.59	100.00					
41	0.0	0.00	100.00					
42	0.0	0.00	100.00					
44	0.0	0.00	100.00					
46	0.0	0.00	100.00					
48	0.0	0.00	100.00					
POD WT.	1604.7							



LOCATION 40 UPPT 2004 SIZE DISTRIBUTION CUMULATIVE WEIGHT PERCENT TABLE

GA002501

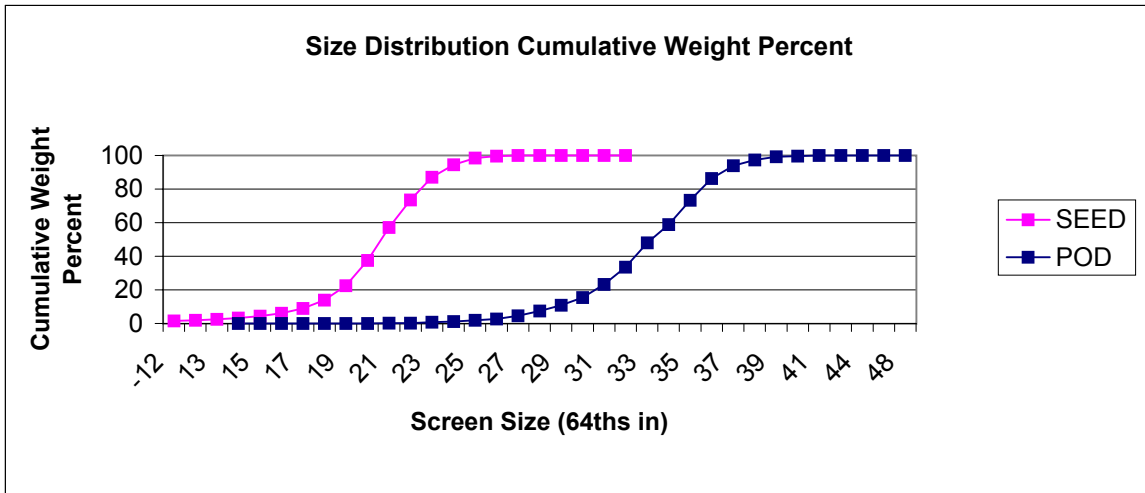
POD				SEED				
SCREEN SIZE	Weight	Wt %	Cum. Wt. %	SCREEN SIZE	Weight	Wt %	Wt % w/o SS	Cum. Wt %
				SS	463.8	9.09	---	---
				-12 & -17R	93.7	1.84	2.02	2.02
				12	16.6	0.33	0.36	2.38
				13	26.9	0.53	0.58	2.96
14	0.0	0.00	0.00	14	45.6	0.89	0.98	3.94
15	0.0	0.00	0.00	15	70.6	1.38	1.52	5.46
16	0.1	0.01	0.01	16	108.3	2.12	2.33	7.80
17	0.1	0.01	0.01	17	205.0	4.02	4.42	12.21
18	0.7	0.05	0.06	18	304.5	5.97	6.56	18.78
19	1.4	0.09	0.15	19	495.7	9.71	10.68	29.46
20	3.7	0.24	0.39	20	847.6	16.61	18.27	47.73
21	7.2	0.47	0.86	21	1198.2	23.48	25.82	73.55
22	13.4	0.87	1.73	22	697.8	13.67	15.04	88.59
23	17.7	1.15	2.87	23	349.8	6.85	7.54	96.13
24	23.9	1.55	4.42	24	121.0	2.37	2.61	98.74
25	45.9	2.98	7.40	25	42.4	0.83	0.91	99.65
26	47.9	3.11	10.51	26	14.2	0.28	0.31	99.96
27	83.4	5.41	15.92	27	2.0	0.04	0.04	100.00
28	108.1	7.01	22.93	28	0.0	0.00	0.00	100.00
29	157.4	10.21	33.14	29	0.0	0.00	0.00	100.00
30	139.9	9.07	42.22	30	0.0	0.00	0.00	100.00
31	213.8	13.87	56.08	31	0.0	0.00	0.00	100.00
32	289.6	18.79	74.87	32	0.0	0.00	0.00	100.00
33	203.5	13.20	88.07	Total	5103.7	100	100	
34	71.0	4.61	92.68	Hull wt	1489.3			
35	70.2	4.55	97.23	Wt w/o SS	4639.9			
36	23.4	1.52	98.75	Percent Hulls		22.59		
37	6.3	0.41	99.16	Percent Meats		77.41		
38	13.0	0.84	100.00			100		
39	0.0	0.00	100.00					
40	0.0	0.00	100.00					
41	0.0	0.00	100.00					
42	0.0	0.00	100.00					
44	0.0	0.00	100.00					
46	0.0	0.00	100.00					
48	0.0	0.00	100.00					
POD WT.	1541.6							



LOCATION 40 UPPT 2004 SIZE DISTRIBUTION CUMULATIVE WEIGHT PERCENT TABLE

GA011557

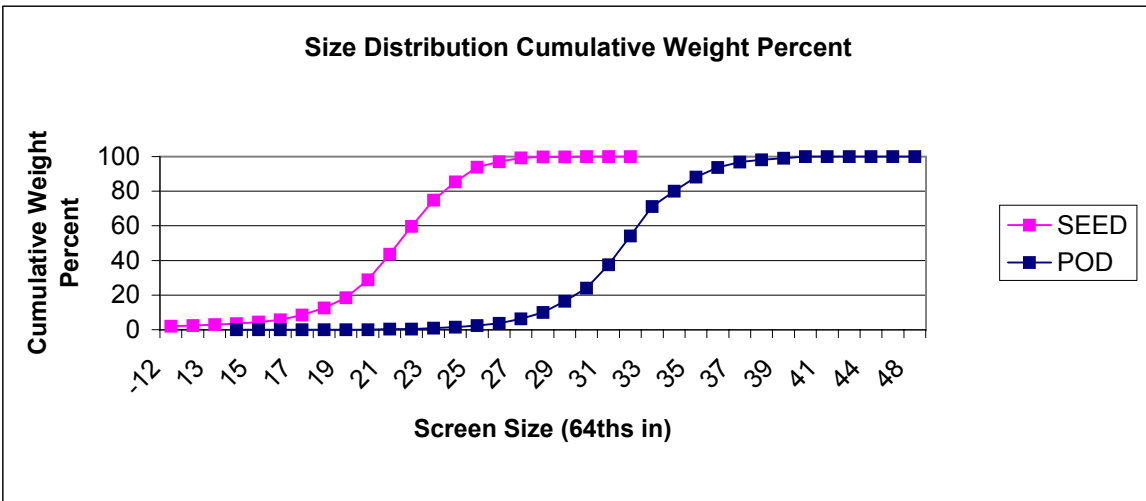
POD				SEED				
SCREEN SIZE	Weight	Wt %	Cum. Wt. %	SCREEN SIZE	Weight	Wt %	Wt % w/o SS	Cum. Wt %
				SS	540.8	10.51	---	---
				-12 & -17R	71.8	1.40	1.56	1.56
				12	16.6	0.32	0.36	1.92
				13	23.1	0.45	0.50	2.42
14	0.0	0.00	0.00	14	41.7	0.81	0.91	3.33
15	0.0	0.00	0.00	15	51.0	0.99	1.11	4.44
16	0.0	0.00	0.00	16	74.5	1.45	1.62	6.05
17	0.0	0.00	0.00	17	134.7	2.62	2.93	8.98
18	0.1	0.01	0.01	18	228.1	4.43	4.95	13.93
19	0.6	0.04	0.04	19	393.4	7.65	8.55	22.48
20	0.8	0.05	0.09	20	692.6	13.46	15.04	37.52
21	0.8	0.05	0.14	21	906.1	17.61	19.68	57.21
22	0.5	0.03	0.18	22	754.2	14.66	16.38	73.59
23	8.5	0.54	0.71	23	616.4	11.98	13.39	86.98
24	6.5	0.41	1.12	24	341.9	6.65	7.43	94.40
25	11.7	0.74	1.86	25	184.6	3.59	4.01	98.41
26	13.2	0.83	2.69	26	53.8	1.05	1.17	99.58
27	29.7	1.87	4.56	27	16.7	0.32	0.36	99.95
28	45.3	2.85	7.41	28	2.5	0.05	0.05	100.00
29	53.8	3.39	10.80	29	0.0	0.00	0.00	100.00
30	75.1	4.73	15.52	30	0.0	0.00	0.00	100.00
31	122.8	7.73	23.25	31	0.0	0.00	0.00	100.00
32	164.2	10.34	33.59	32	0.0	0.00	0.00	100.00
33	228.6	14.39	47.98	Total	5144.5	100	100	
34	172.2	10.84	58.82	Hull wt	1407.4			
35	229.9	14.47	73.29	Wt w/o SS	4603.7			
36	206.2	12.98	86.27	Percent Hulls		21.48		
37	119.8	7.54	93.81	Percent Meats		78.52		
38	54.6	3.44	97.25			100		
39	31.4	1.98	99.23					
40	7.5	0.47	99.70					
41	4.8	0.30	100.00					
42	0.0	0.00	100.00					
44	0.0	0.00	100.00					
46	0.0	0.00	100.00					
48	0.0	0.00	100.00					
POD WT.	1588.6							



LOCATION 40 UPPT 2004 SIZE DISTRIBUTION CUMULATIVE WEIGHT PERCENT TABLE

CRSP08

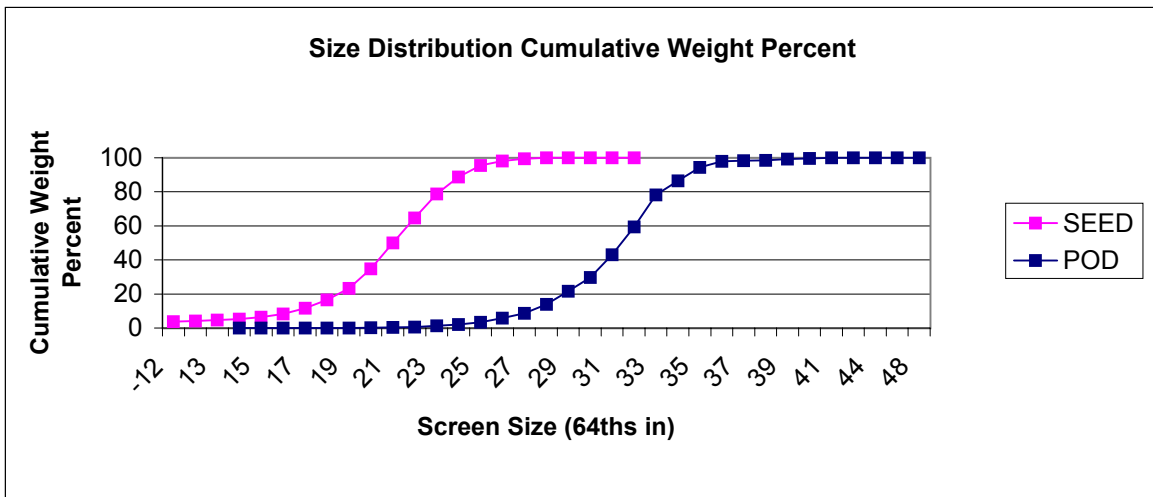
POD				SEED				
SCREEN SIZE	Weight	Wt %	Cum. Wt. %	SCREEN SIZE	Weight	Wt %	Wt % w/o SS	Cum. Wt %
				SS	639.8	13.59	---	---
				-12 & -17R	85.4	1.81	2.10	2.10
				12	13.5	0.29	0.33	2.43
				13	20.8	0.44	0.51	2.94
14	0.0	0.00	0.00	14	22.9	0.49	0.56	3.50
15	0.0	0.00	0.00	15	35.6	0.76	0.87	4.38
16	0.0	0.00	0.00	16	55.0	1.17	1.35	5.73
17	0.0	0.00	0.00	17	111.6	2.37	2.74	8.47
18	0.0	0.00	0.00	18	167.5	3.56	4.12	12.59
19	0.9	0.06	0.06	19	236.4	5.02	5.81	18.40
20	0.5	0.03	0.09	20	423.7	9.00	10.41	28.81
21	3.2	0.21	0.30	21	599.7	12.74	14.74	43.55
22	2.4	0.16	0.46	22	654.0	13.89	16.07	59.63
23	7.2	0.47	0.93	23	618.7	13.14	15.21	74.83
24	7.2	0.47	1.40	24	433.1	9.20	10.64	85.48
25	16.1	1.05	2.45	25	345.8	7.34	8.50	93.98
26	19.0	1.24	3.69	26	127.9	2.72	3.14	97.12
27	39.3	2.57	6.26	27	84.2	1.79	2.07	99.19
28	56.7	3.71	9.97	28	28.0	0.59	0.69	99.88
29	97.7	6.39	16.36	29	1.2	0.03	0.03	99.91
30	118.0	7.72	24.08	30	3.8	0.08	0.09	100.00
31	205.5	13.44	37.52	31	0.0	0.00	0.00	100.00
32	254.5	16.64	54.16	32	0.0	0.00	0.00	100.00
33	258.8	16.92	71.08	Total	4708.6	100	100	
34	137.6	9.00	80.08	Hull wt	1442.7			
35	124.3	8.13	88.21	Wt w/o SS	4068.8			
36	83.7	5.47	93.68	Percent Hulls		23.45		
37	47.6	3.11	96.80	Percent Meats		76.55		
38	19.6	1.28	98.08			100		
39	14.0	0.92	98.99					
40	15.4	1.01	100.00					
41	0.0	0.00	100.00					
42	0.0	0.00	100.00					
44	0.0	0.00	100.00					
46	0.0	0.00	100.00					
48	0.0	0.00	100.00					
POD WT.	1529.2							



LOCATION 40 UPPT 2004 SIZE DISTRIBUTION CUMULATIVE WEIGHT PERCENT TABLE

CRSP14

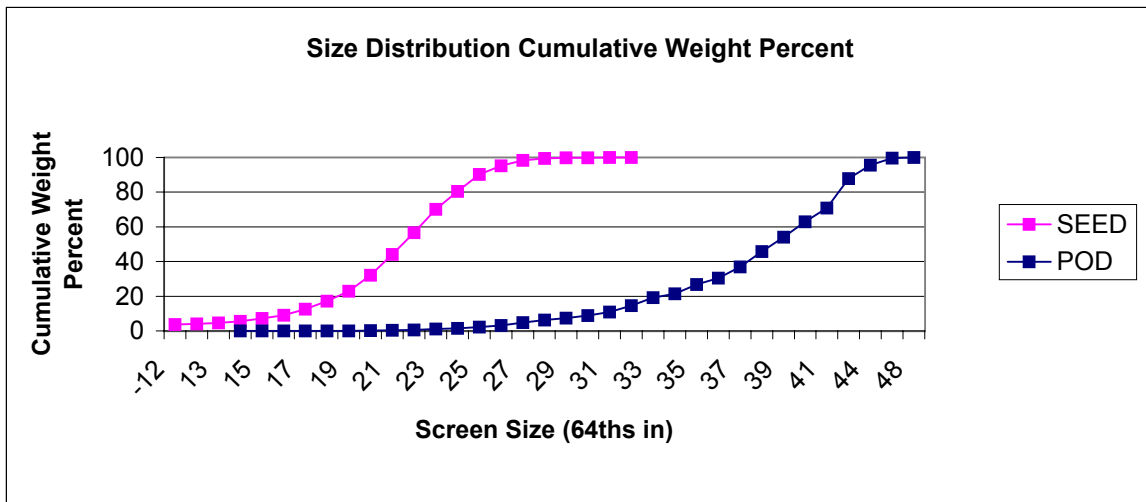
POD				SEED				
SCREEN SIZE	Weight	Wt %	Cum. Wt. %	SCREEN SIZE	Weight	Wt %	Wt % w/o SS	Cum. Wt %
				SS	973.9	19.97	---	---
				-12 & -17R	146.4	3.00	3.75	3.75
				12	14.7	0.30	0.38	4.13
				13	20.4	0.42	0.52	4.65
14	0.0	0.00	0.00	14	25.6	0.52	0.66	5.30
15	0.0	0.00	0.00	15	45.8	0.94	1.17	6.48
16	0.0	0.00	0.00	16	72.3	1.48	1.85	8.33
17	0.0	0.00	0.00	17	132.2	2.71	3.39	11.72
18	0.2	0.01	0.01	18	191.3	3.92	4.90	16.62
19	0.0	0.00	0.01	19	261.5	5.36	6.70	23.31
20	1.4	0.09	0.10	20	448.6	9.20	11.49	34.80
21	3.3	0.22	0.32	21	593.5	12.17	15.20	50.01
22	4.7	0.31	0.63	22	570.2	11.69	14.61	64.61
23	11.8	0.77	1.40	23	555.8	11.39	14.24	78.85
24	9.4	0.61	2.01	24	385.6	7.90	9.88	88.72
25	22.5	1.47	3.48	25	262.1	5.37	6.71	95.44
26	36.8	2.40	5.88	26	103.9	2.13	2.66	98.10
27	41.7	2.72	8.60	27	50.5	1.04	1.29	99.39
28	80.2	5.23	13.83	28	23.7	0.49	0.61	100.00
29	118.7	7.74	21.57	29	0.0	0.00	0.00	100.00
30	124.3	8.11	29.68	30	0.0	0.00	0.00	100.00
31	203.9	13.30	42.99	31	0.0	0.00	0.00	100.00
32	252.6	16.48	59.47	32	0.0	0.00	0.00	100.00
33	287.1	18.73	78.20	Total	4878.0	100	100	
34	125.6	8.19	86.39	Hull wt	1554.5			
35	121.3	7.91	94.30	Wt w/o SS	3904.1			
36	54.5	3.56	97.86	Percent Hulls		24.17		
37	7.3	0.48	98.34	Percent Meats		75.83		
38	3.0	0.20	98.53			100		
39	10.5	0.69	99.22					
40	5.1	0.33	99.55					
41	6.9	0.45	100.00					
42	0.0	0.00	100.00					
44	0.0	0.00	100.00					
46	0.0	0.00	100.00					
48	0.0	0.00	100.00					
POD WT.	1532.8							



LOCATION 40 UPPT 2004 SIZE DISTRIBUTION CUMULATIVE WEIGHT PERCENT TABLE

NC7

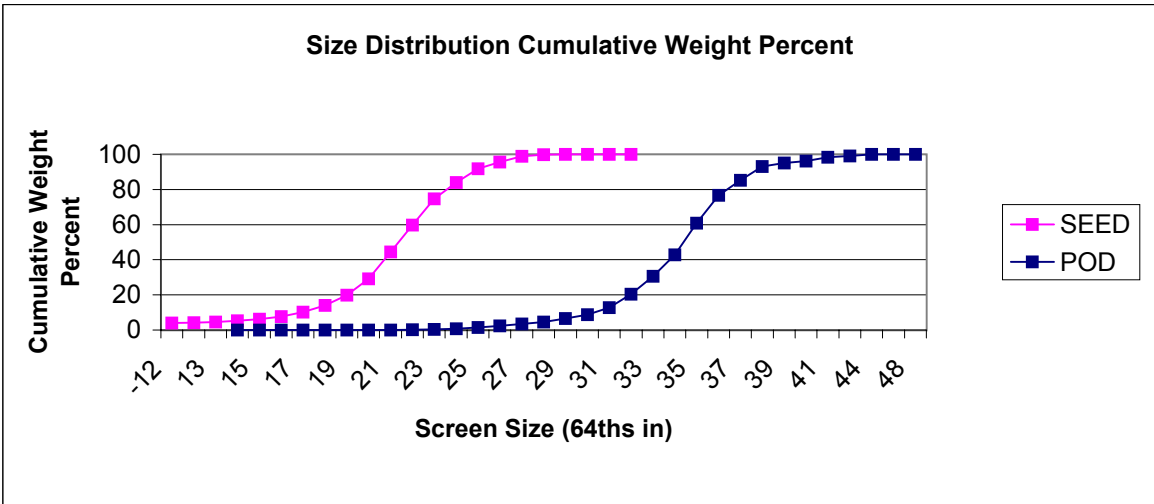
POD				SEED				
SCREEN SIZE	Weight	Wt %	Cum. Wt. %	SCREEN SIZE	Weight	Wt %	Wt % w/o SS	Cum. Wt %
				SS	645.6	14.10	---	---
				-12 & -20R	147.5	3.22	3.75	3.75
				12	14.6	0.32	0.37	4.12
				13	21.5	0.47	0.55	4.67
14	0.0	0.00	0.00	14	34.0	0.74	0.86	5.53
15	0.0	0.00	0.00	15	63.8	1.39	1.62	7.16
16	0.0	0.00	0.00	16	73.8	1.61	1.88	9.03
17	0.0	0.00	0.00	17	134.9	2.95	3.43	12.46
18	0.5	0.03	0.03	18	187.9	4.10	4.78	17.24
19	0.3	0.02	0.05	19	223.4	4.88	5.68	22.92
20	1.1	0.07	0.12	20	357.7	7.81	9.10	32.02
21	3.1	0.20	0.32	21	473.2	10.34	12.03	44.05
22	4.6	0.30	0.62	22	494.6	10.80	12.58	56.62
23	6.6	0.43	1.05	23	528.0	11.53	13.43	70.05
24	5.4	0.35	1.40	24	411.6	8.99	10.47	80.52
25	11.6	0.75	2.15	25	384.8	8.40	9.78	90.30
26	14.5	0.94	3.09	26	194.7	4.25	4.95	95.25
27	27.3	1.77	4.86	27	118.0	2.58	3.00	98.25
28	21.2	1.37	6.23	28	45.5	0.99	1.16	99.41
29	19.0	1.23	7.46	29	13.0	0.28	0.33	99.74
30	22.4	1.45	8.91	30	6.5	0.14	0.17	99.90
31	31.9	2.07	10.98	31	1.5	0.03	0.04	99.94
32	55.6	3.60	14.58	32	2.3	0.05	0.06	100.00
33	70.1	4.54	19.11	Total	4578.4	100	100	
34	34.1	2.21	21.32	Hull wt	1508.1			
35	82.9	5.37	26.69	Wt w/o SS	3932.8			
36	57.0	3.69	30.38	Percent Hulls		24.78		
37	100.2	6.49	36.87	Percent Meats		75.22		
38	136.6	8.84	45.71			100		
39	128.7	8.33	54.05					
40	136.6	8.84	62.89					
41	123.6	8.00	70.89					
42	261.9	16.96	87.85					
44	117.9	7.63	95.49					
46	62.7	4.06	99.55					
48	7.0	0.45	100.00					
POD WT.	1544.4							



LOCATION 40 UPPT 2004 SIZE DISTRIBUTION CUMULATIVE WEIGHT PERCENT TABLE

GA012534

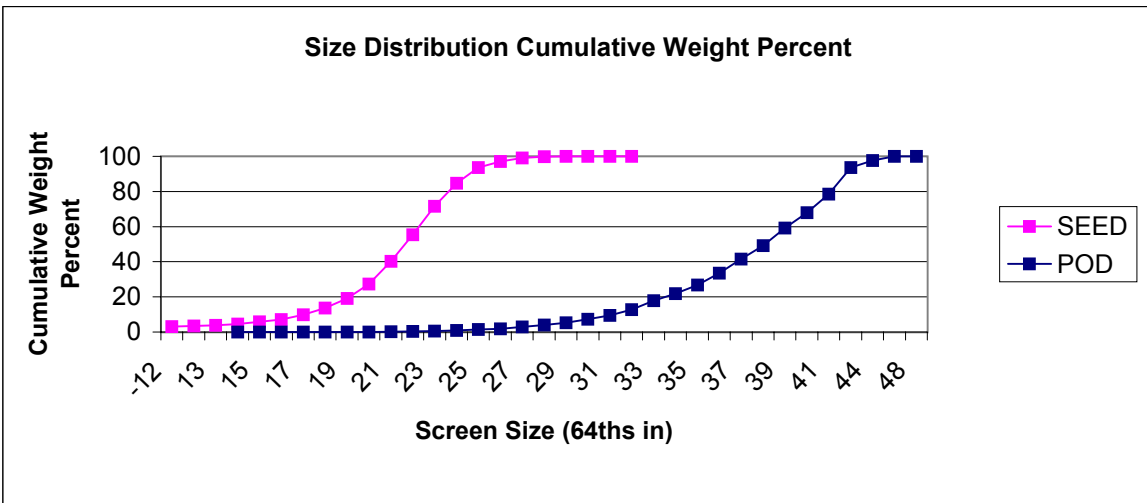
POD				SEED				
SCREEN SIZE	Weight	Wt %	Cum. Wt. %	SCREEN SIZE	Weight	Wt %	Wt % w/o SS	Cum. Wt %
				SS	659.6	13.13	---	---
				-12 & -20R	176.0	3.50	4.03	4.03
				12	10.4	0.21	0.24	4.27
				13	15.7	0.31	0.36	4.63
14	0.0	0.00	0.00	14	25.0	0.50	0.57	5.20
15	0.0	0.00	0.00	15	44.8	0.89	1.03	6.23
16	0.0	0.00	0.00	16	60.1	1.20	1.38	7.61
17	0.0	0.00	0.00	17	109.1	2.17	2.50	10.11
18	0.0	0.00	0.00	18	167.0	3.32	3.83	13.94
19	0.0	0.00	0.00	19	259.3	5.16	5.94	19.88
20	0.0	0.00	0.00	20	408.0	8.12	9.35	29.23
21	0.5	0.03	0.03	21	666.0	13.26	15.26	44.49
22	2.9	0.18	0.21	22	661.7	13.17	15.17	59.66
23	3.5	0.22	0.44	23	658.4	13.11	15.09	74.75
24	5.6	0.35	0.79	24	405.4	8.07	9.29	84.04
25	11.7	0.74	1.53	25	339.0	6.75	7.77	91.81
26	14.5	0.91	2.44	26	170.0	3.38	3.90	95.71
27	14.8	0.93	3.37	27	141.2	2.81	3.24	98.94
28	19.9	1.26	4.63	28	35.3	0.70	0.81	99.75
29	31.6	1.99	6.62	29	8.5	0.17	0.19	99.95
30	34.6	2.18	8.81	30	2.3	0.05	0.05	100.00
31	63.6	4.01	12.82	31	0.0	0.00	0.00	100.00
32	120.7	7.61	20.43	32	0.0	0.00	0.00	100.00
33	159.9	10.09	30.52	Total	5022.8	100	100	
34	193.7	12.22	42.74	Hull wt	1508.1			
35	286.5	18.07	60.81	Wt w/o SS	4363.2			
36	252.2	15.91	76.72	Percent Hulls		23.09		
37	135.2	8.53	85.25	Percent Meats		76.91		
38	122.8	7.75	93.00			100		
39	31.6	1.99	94.99					
40	19.0	1.20	96.19					
41	33.1	2.09	98.28					
42	12.4	0.78	99.06					
44	14.9	0.94	100.00					
46	0.0	0.00	100.00					
48	0.0	0.00	100.00					
POD WT.	1585.2							



LOCATION 40 UPPT 2004 SIZE DISTRIBUTION CUMULATIVE WEIGHT PERCENT TABLE

N00098ol

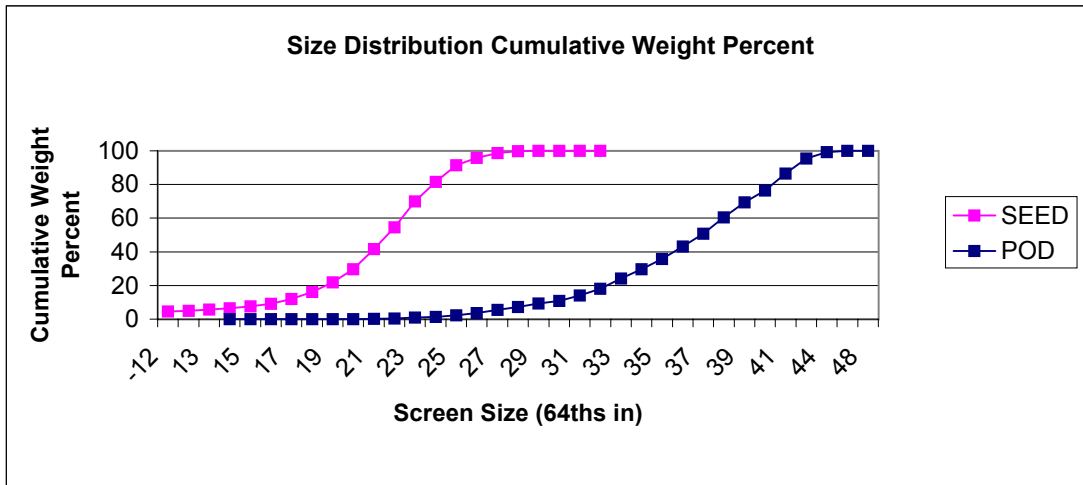
POD				SEED				
SCREEN SIZE	Weight	Wt %	Cum. Wt. %	SCREEN SIZE	Weight	Wt %	Wt % w/o SS	Cum. Wt %
				SS	679.2	14.53	---	---
				-12 & -20R	124.7	2.67	3.12	3.12
				12	10.2	0.22	0.26	3.38
				13	18.6	0.40	0.47	3.84
14	0.0	0.00	0.00	14	30.0	0.64	0.75	4.59
15	0.0	0.00	0.00	15	46.4	0.99	1.16	5.75
16	0.0	0.00	0.00	16	57.5	1.23	1.44	7.19
17	0.0	0.00	0.00	17	108.9	2.33	2.73	9.92
18	0.0	0.00	0.00	18	151.5	3.24	3.79	13.71
19	0.0	0.00	0.00	19	216.0	4.62	5.41	19.12
20	0.2	0.01	0.01	20	324.7	6.95	8.13	27.25
21	2.8	0.18	0.20	21	519.8	11.12	13.01	40.26
22	2.3	0.15	0.35	22	604.0	12.92	15.12	55.38
23	3.8	0.25	0.59	23	650.6	13.92	16.28	71.66
24	3.5	0.23	0.82	24	517.7	11.08	12.96	84.62
25	10.8	0.70	1.53	25	358.5	7.67	8.97	93.59
26	5.9	0.38	1.91	26	136.7	2.92	3.42	97.01
27	16.3	1.06	2.97	27	86.3	1.85	2.16	99.17
28	16.2	1.06	4.03	28	28.2	0.60	0.71	99.88
29	20.4	1.33	5.36	29	4.8	0.10	0.12	100.00
30	30.6	1.99	7.35	30	0.0	0.00	0.00	100.00
31	33.1	2.16	9.51	31	0.0	0.00	0.00	100.00
32	50.3	3.28	12.79	32	0.0	0.00	0.00	100.00
33	77.8	5.07	17.86	Total	4674.3	100	100	
34	60.8	3.96	21.83	Hull wt	1853.8			
35	75.1	4.90	26.72	Wt w/o SS	3995.1			
36	103.1	6.72	33.44	Percent Hulls		28.40		
37	124.2	8.10	41.54	Percent Meats		71.60		
38	117.6	7.67	49.20			100		
39	153.6	10.01	59.22					
40	134.5	8.77	67.99					
41	162.2	10.57	78.56					
42	230.1	15.00	93.56					
44	62.1	4.05	97.61					
46	36.7	2.39	100.00					
48	0.0	0.00	100.00					
POD WT.	1534.0							



LOCATION 40 UPPT 2004 SIZE DISTRIBUTION CUMULATIVE WEIGHT PERCENT TABLE

N01013T

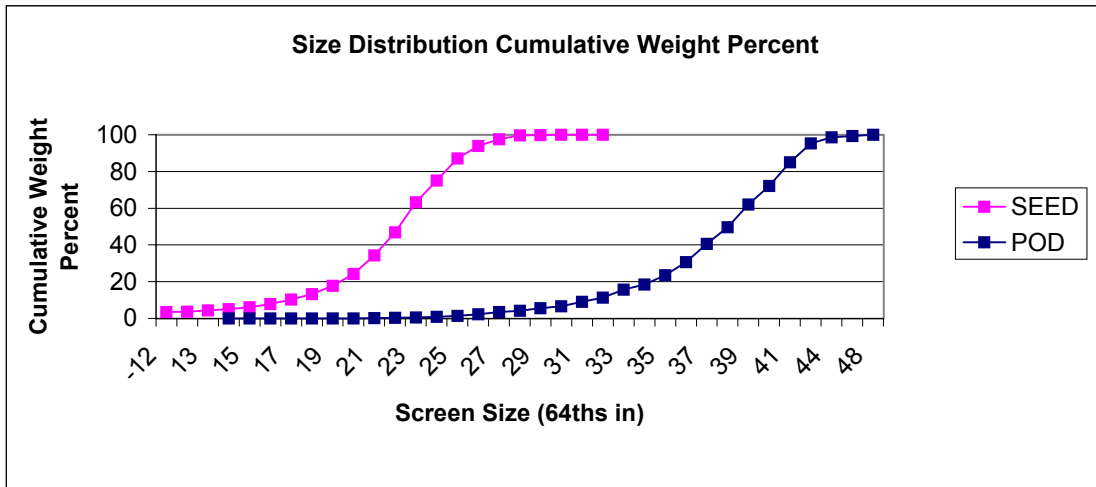
POD				SEED				
SCREEN SIZE	Weight	Wt %	Cum. Wt. %	SCREEN SIZE	Weight	Wt %	Wt % w/o SS	Cum. Wt %
				SS	730.2	15.52	---	---
				-12 & -20R	182.5	3.88	4.59	4.59
				12	14.8	0.31	0.37	4.97
				13	26.1	0.55	0.66	5.62
14	0.0	0.00	0.00	14	36.7	0.78	0.92	6.55
15	0.0	0.00	0.00	15	43.7	0.93	1.10	7.65
16	0.0	0.00	0.00	16	62.3	1.32	1.57	9.21
17	0.0	0.00	0.00	17	109.8	2.33	2.76	11.98
18	0.0	0.00	0.00	18	167.3	3.56	4.21	16.19
19	0.2	0.01	0.01	19	228.9	4.87	5.76	21.95
20	0.2	0.01	0.02	20	305.3	6.49	7.68	29.63
21	2.1	0.13	0.15	21	474.4	10.09	11.94	41.57
22	5.2	0.32	0.47	22	515.1	10.95	12.96	54.53
23	8.3	0.50	0.97	23	611.8	13.01	15.40	69.93
24	4.5	0.27	1.25	24	459.0	9.76	11.55	81.48
25	18.3	1.11	2.36	25	393.9	8.37	9.91	91.40
26	19.8	1.20	3.56	26	176.5	3.75	4.44	95.84
27	31.5	1.92	5.48	27	114.0	2.42	2.87	98.71
28	30.1	1.83	7.31	28	44.4	0.94	1.12	99.82
29	32.3	1.96	9.28	29	5.7	0.12	0.14	99.97
30	27.2	1.65	10.93	30	1.3	0.03	0.03	100.00
31	51.8	3.15	14.08	31	0.0	0.00	0.00	100.00
32	65.7	4.00	18.08	32	0.0	0.00	0.00	100.00
33	100.5	6.11	24.19	Total	4703.7	100	100	
34	89.4	5.44	29.63	Hull wt	1814.1			
35	101.8	6.19	35.82	Wt w/o SS	3973.5			
36	119.8	7.29	43.11	Percent Hulls		27.83		
37	125.7	7.65	50.75	Percent Meats		72.17		
38	158.1	9.62	60.37			100		
39	148.3	9.02	69.39					
40	116.4	7.08	76.47					
41	164.5	10.01	86.48					
42	148.2	9.01	95.49					
44	61.4	3.73	99.23					
46	12.7	0.77	100.00					
48	0.0	0.00	100.00					
POD WT.	1644.0							



LOCATION 40 UPPT 2004 SIZE DISTRIBUTION CUMULATIVE WEIGHT PERCENT TABLE

N02006

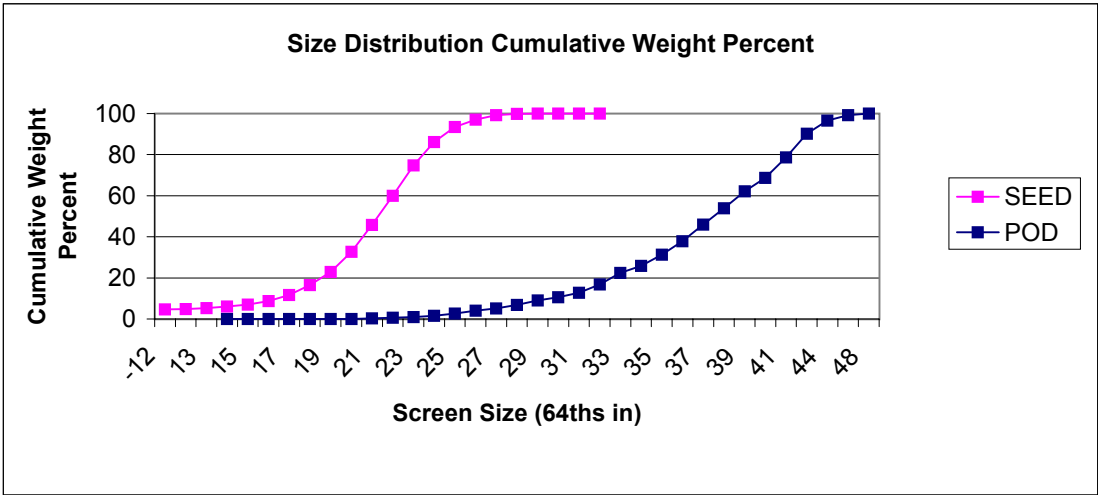
POD				SEED				
SCREEN SIZE	Weight	Wt %	Cum. Wt. %	SCREEN SIZE	Weight	Wt %	Wt % w/o SS	Cum. Wt %
				SS	700.1	14.96	---	---
				-12 & -20R	136.0	2.91	3.42	3.42
				12	10.9	0.23	0.27	3.69
				13	24.7	0.53	0.62	4.31
14	0.0	0.00	0.00	14	31.0	0.66	0.78	5.09
15	0.0	0.00	0.00	15	39.1	0.84	0.98	6.07
16	0.0	0.00	0.00	16	72.1	1.54	1.81	7.88
17	0.0	0.00	0.00	17	93.7	2.00	2.35	10.24
18	0.0	0.00	0.00	18	122.8	2.62	3.08	13.32
19	0.0	0.00	0.00	19	178.0	3.80	4.47	17.79
20	0.1	0.01	0.01	20	254.6	5.44	6.40	24.19
21	3.2	0.21	0.21	21	403.6	8.62	10.14	34.33
22	1.7	0.11	0.32	22	499.8	10.68	12.56	46.88
23	3.4	0.22	0.54	23	650.8	13.90	16.35	63.23
24	6.0	0.39	0.93	24	469.3	10.03	11.79	75.02
25	7.6	0.49	1.42	25	483.0	10.32	12.13	87.16
26	12.9	0.83	2.25	26	265.8	5.68	6.68	93.83
27	18.2	1.17	3.42	27	149.5	3.19	3.76	97.59
28	10.7	0.69	4.11	28	82.5	1.76	2.07	99.66
29	22.1	1.42	5.53	29	8.9	0.19	0.22	99.88
30	17.2	1.11	6.64	30	4.6	0.10	0.12	100.00
31	37.5	2.41	9.05	31	0.0	0.00	0.00	100.00
32	36.4	2.34	11.40	32	0.0	0.00	0.00	100.00
33	65.8	4.24	15.63	Total	4680.8	100	100	
34	45.3	2.92	18.55	Hull wt	1825.9			
35	78.3	5.04	23.59	Wt w/o SS	3980.7			
36	109.8	7.07	30.66	Percent Hulls		28.06		
37	153.5	9.88	40.54	Percent Meats		71.94		
38	140.7	9.06	49.60			100		
39	193.8	12.48	62.07					
40	155.4	10.00	72.08					
41	200.5	12.91	84.99					
42	159.7	10.28	95.27					
44	52.6	3.39	98.65					
46	9.0	0.58	99.23					
48	11.9	0.77	100.00					
POD WT.	1553.3							



LOCATION 40 UPPT 2004 SIZE DISTRIBUTION CUMULATIVE WEIGHT PERCENT TABLE

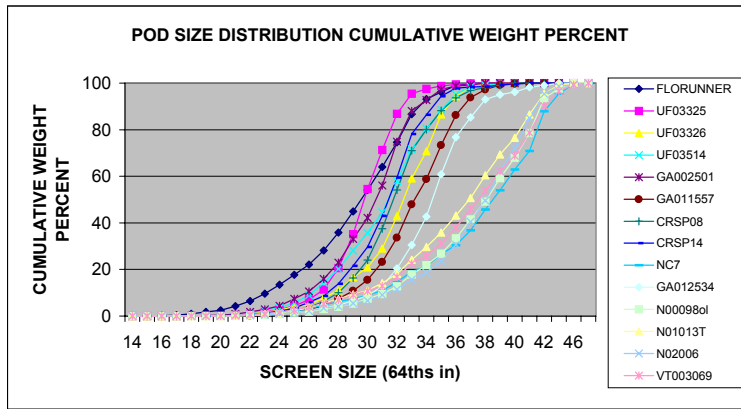
VT003069

POD				SEED				
SCREEN SIZE	Weight	Wt %	Cum. Wt. %	SCREEN SIZE	Weight	Wt %	Wt % w/o SS	Cum. Wt %
				SS	767.3	15.73	---	---
				-12 & -20R	190.4	3.90	4.63	4.63
				12	9.2	0.19	0.22	4.85
				13	17.2	0.35	0.42	5.27
14	0.0	0.00	0.00	14	31.5	0.65	0.77	6.04
15	0.0	0.00	0.00	15	43.0	0.88	1.05	7.09
16	0.0	0.00	0.00	16	70.5	1.45	1.71	8.80
17	0.0	0.00	0.00	17	120.4	2.47	2.93	11.73
18	0.0	0.00	0.00	18	195.2	4.00	4.75	16.48
19	0.0	0.00	0.00	19	263.9	5.41	6.42	22.89
20	1.0	0.06	0.06	20	404.8	8.30	9.85	32.74
21	3.6	0.22	0.28	21	539.0	11.05	13.11	45.85
22	6.3	0.39	0.67	22	580.8	11.90	14.13	59.98
23	4.7	0.29	0.96	23	606.8	12.44	14.76	74.73
24	10.7	0.66	1.62	24	465.7	9.55	11.33	86.06
25	16.1	0.99	2.60	25	304.7	6.25	7.41	93.47
26	22.4	1.38	3.98	26	148.5	3.04	3.61	97.08
27	19.6	1.20	5.18	27	86.6	1.78	2.11	99.19
28	26.5	1.63	6.81	28	27.3	0.56	0.66	99.85
29	36.6	2.25	9.06	29	4.5	0.09	0.11	99.96
30	25.9	1.59	10.65	30	1.5	0.03	0.04	100.00
31	35.8	2.20	12.85	31	0.0	0.00	0.00	100.00
32	64.7	3.97	16.82	32	0.0	0.00	0.00	100.00
33	92.1	5.66	22.48	Total	4878.8	100	100	
34	53.8	3.30	25.78	Hull wt	1717.9			
35	88.9	5.46	31.24	Wt w/o SS	4111.5			
36	108.0	6.63	37.88	Percent Hulls		26.04		
37	130.9	8.04	45.92	Percent Meats		73.96		
38	128.8	7.91	53.83			100		
39	136.5	8.38	62.21					
40	106.7	6.55	68.76					
41	162.2	9.96	78.72					
42	185.7	11.41	90.13					
44	105.3	6.47	96.60					
46	43.3	2.66	99.26					
48	12.1	0.74	100.00					
POD WT.	1628.2							



LOCATION 40 UPPT 2004 POD SIZE DISTRIBUTION CUMULATIVE WEIGHT PERCENT TABLE

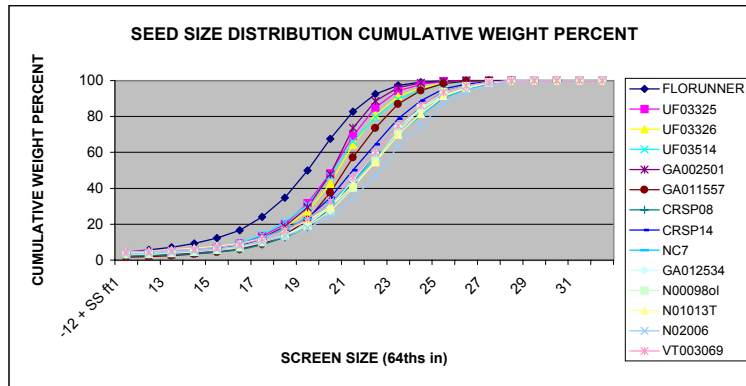
SCREEN SIZE	ENTRY NUMBER													
	FLORUNNER	UF03325	UF03326	UF03514	GA002501	GA011557	CRSP08	CRSP14	NC7	GA012534	N000980l	N01013T	N02006	VT003069
14	0.00	0.00	0.00	0.00	0.00	0.00	0.00	0.00	0.00	0.00	0.00	0.00	0.00	0.00
15	0.00	0.00	0.00	0.00	0.00	0.00	0.00	0.00	0.00	0.00	0.00	0.00	0.00	0.00
16	0.11	0.01	0.01	0.00	0.01	0.00	0.00	0.00	0.00	0.00	0.00	0.00	0.00	0.00
17	0.38	0.06	0.05	0.01	0.01	0.00	0.00	0.00	0.00	0.00	0.00	0.00	0.00	0.00
18	1.02	0.15	0.07	0.02	0.06	0.01	0.00	0.01	0.03	0.00	0.00	0.00	0.00	0.00
19	1.80	0.24	0.19	0.14	0.15	0.04	0.06	0.01	0.05	0.00	0.00	0.01	0.00	0.00
20	2.53	0.32	0.28	0.24	0.39	0.09	0.09	0.10	0.12	0.00	0.01	0.02	0.01	0.06
21	4.25	0.51	0.64	0.76	0.86	0.14	0.30	0.32	0.32	0.03	0.20	0.15	0.21	0.28
22	6.50	0.87	1.04	1.37	1.73	0.18	0.46	0.63	0.62	0.21	0.35	0.47	0.32	0.67
23	9.57	1.78	1.65	2.42	2.87	0.71	0.93	1.40	1.05	0.44	0.59	0.97	0.54	0.96
24	13.41	2.73	2.41	3.55	4.42	1.12	1.40	2.01	1.40	0.79	0.82	1.25	0.93	1.62
25	17.68	4.33	4.12	5.65	7.40	1.86	2.45	3.48	2.15	1.53	1.53	2.36	1.42	2.60
26	22.11	7.03	4.86	8.96	10.51	2.69	3.69	5.88	3.09	2.44	1.91	3.56	2.25	3.98
27	28.22	11.46	7.89	14.25	15.92	4.56	6.26	8.60	4.86	3.37	2.97	5.48	3.42	5.18
28	35.89	20.59	10.93	20.17	22.93	7.41	9.97	13.83	6.23	4.63	4.03	7.31	4.11	6.81
29	44.93	35.13	16.56	28.21	33.14	10.80	16.36	21.57	7.46	6.62	5.36	9.28	5.53	9.06
30	54.18	54.55	20.93	35.68	42.22	15.52	24.08	29.68	8.91	8.81	7.35	10.93	6.64	10.65
31	64.00	71.32	28.93	44.56	56.08	23.25	37.52	42.99	10.98	12.82	9.51	14.08	9.05	12.85
32	74.55	86.83	42.92	57.95	74.87	33.59	54.16	59.47	14.58	20.43	12.79	18.08	11.40	16.82
33	86.67	95.52	59.10	71.55	88.07	47.98	71.08	78.20	19.11	30.52	17.86	24.19	15.63	22.48
34	93.09	97.49	70.73	80.53	92.68	58.82	80.08	86.39	21.32	42.74	21.83	29.63	18.55	25.78
35	96.11	98.80	86.48	88.41	97.23	73.29	88.21	94.30	26.69	60.81	26.72	35.82	23.59	31.24
36	99.02	99.51	94.37	95.15	98.75	86.27	93.68	97.86	30.38	76.72	33.44	43.11	30.66	37.88
37	99.86	99.80	98.35	98.50	99.16	93.81	96.80	98.34	36.87	85.25	41.54	50.75	40.54	45.92
38	100.00	100.00	99.67	99.12	100.00	97.25	98.08	98.53	45.71	93.00	49.20	60.37	49.60	53.83
39	100.00	100.00	100.00	99.41	100.00	99.23	98.99	99.22	54.05	94.99	59.22	69.39	62.07	62.21
40	100.00	100.00	100.00	100.00	100.00	99.70	100.00	99.55	62.89	96.19	67.99	76.47	72.08	68.76
41	100.00	100.00	100.00	100.00	100.00	100.00	100.00	100.00	70.89	98.28	78.56	86.48	84.99	78.72
42	100.00	100.00	100.00	100.00	100.00	100.00	100.00	100.00	87.85	99.06	93.56	95.49	95.27	90.13
44	100.00	100.00	100.00	100.00	100.00	100.00	100.00	100.00	95.49	100.00	97.61	99.23	98.65	96.60
46	100.00	100.00	100.00	100.00	100.00	100.00	100.00	100.00	99.55	100.00	100.00	100.00	99.23	99.26
48	100.00	100.00	100.00	100.00	100.00	100.00	100.00	100.00	100.00	100.00	100.00	100.00	100.00	100.00



LOCATION 40 UPPT 2004 SEED SIZE DISTRIBUTION CUMULATIVE WEIGHT PERCENT TABLE

SCREEN SIZE	ENTRY NUMBER														
	FLORUNNER	UF03325	UF03326	UF03514	GA002501	GA011557	CRSP08	CRSP14	NC7	GA012534	N000980l	N01013T	N02006	VT003069	
-12 + SS ft1	4.54	2.91	2.65	3.03	2.02	1.56	2.10	3.75	3.75	4.03	3.12	4.59	3.42	4.63	
12	5.62	3.32	3.00	3.55	2.38	1.92	2.43	4.13	4.12	4.27	3.38	4.97	3.69	4.85	
13	7.19	4.13	3.80	4.48	2.96	2.42	2.94	4.65	4.67	4.63	3.84	5.62	4.31	5.27	
14	9.34	5.34	5.02	5.59	3.94	3.33	3.50	5.30	5.53	5.20	4.59	6.55	5.09	6.04	
15	12.36	6.98	6.53	7.36	5.46	4.44	4.38	6.48	7.16	6.23	5.75	7.65	6.07	7.09	
16	16.63	9.39	8.62	9.64	7.80	6.05	5.73	8.33	9.03	7.61	7.19	9.21	7.88	8.80	
17	24.15	13.40	12.46	14.10	12.21	8.98	8.47	11.72	12.46	10.11	9.92	11.98	10.24	11.73	
18	34.84	19.91	18.33	21.18	18.78	13.93	12.59	16.62	17.24	13.94	13.71	16.19	13.32	16.48	
19	49.84	31.77	27.07	30.89	29.46	22.48	18.40	23.31	22.92	19.88	19.12	21.95	17.79	22.89	
20	67.52	48.32	42.69	46.90	47.73	37.52	28.81	34.80	32.02	29.23	27.25	29.63	24.19	32.74	
21	82.66	69.15	64.28	66.14	73.55	57.21	43.55	50.01	44.05	44.49	40.26	41.57	34.33	45.85	
22	92.60	84.97	80.58	79.42	88.59	73.59	59.63	64.61	56.62	59.66	55.38	54.53	46.88	59.98	
23	97.33	94.22	91.33	89.56	96.13	86.98	74.83	78.85	70.05	74.75	71.66	69.93	63.23	74.73	
24	99.16	97.85	96.07	94.67	98.74	94.40	85.48	88.72	80.52	84.04	84.62	81.48	75.02	86.06	
25	99.78	99.63	98.57	98.07	99.65	98.41	93.98	95.44	90.30	91.81	93.59	91.40	87.16	93.47	
26	99.93	99.93	99.41	99.27	99.96	99.58	97.12	98.10	95.25	95.71	97.01	95.84	93.83	97.08	
27	99.97	100.00	99.79	99.75	100.00	99.95	99.19	99.39	98.25	98.94	99.17	98.71	97.59	99.19	
28	100.00	100.00	100.00	100.00	100.00	100.00	99.88	100.00	99.41	99.75	99.88	99.82	99.66	99.85	
29	100.00	100.00	100.00	100.00	100.00	100.00	99.91	100.00	99.74	99.95	100.00	99.97	99.88	99.96	
30	100.00	100.00	100.00	100.00	100.00	100.00	100.00	100.00	99.90	100.00	100.00	100.00	100.00	100.00	
31	100.00	100.00	100.00	100.00	100.00	100.00	100.00	100.00	99.94	100.00	100.00	100.00	100.00	100.00	
32	100.00	100.00	100.00	100.00	100.00	100.00	100.00	100.00	100.00	100.00	100.00	100.00	100.00	100.00	

1 SS ft IS -17R, -20R, OR -16R FOR RUNNER, VIRGINIA OR SPANISH MARKET TYPES, RESPECTIVELY



LOCATION 40 UPPT 2004 SEED COUNT/POUND TABLE

FLORUNNER

Weight of 100 seed

	Wt (g)	Wt of 1 seed	Count/lb
Jumbo	71.9	0.719	631
Medium	55.9	0.559	811
Number 1	36.0	0.360	1260
Splits	23.0	0.230	1972

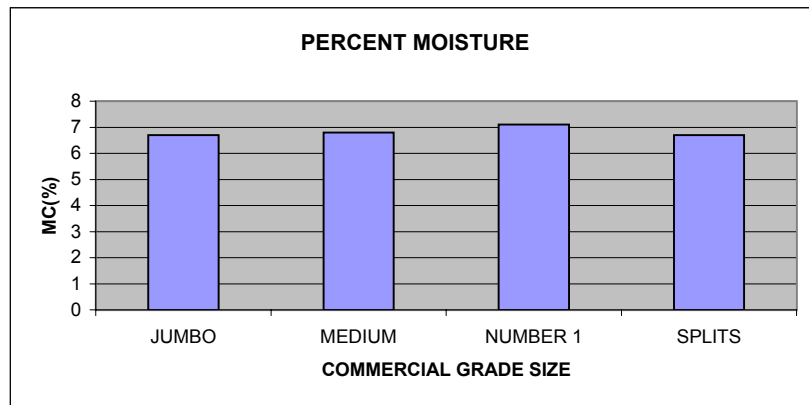
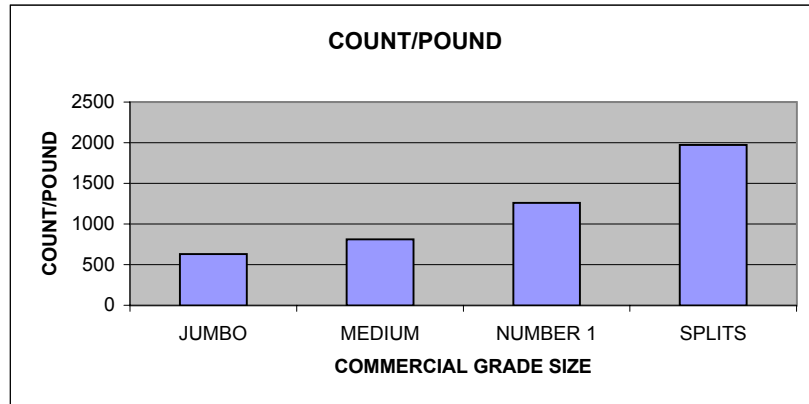
LOCATION 40 SEED MOISTURE CONTENT TABLE

FLORUNNER

GAC 2000 Percent Moisture & Density

	MC*	kg/hl
Jumbo	6.7	58.0
Medium	6.8	59.8
Number 1	7.1	61.5
Splits	6.7	55.3

* NA INDICATES THAT THERE WAS NOT ENOUGH MATERIAL FOR THE GAC 2000 TO READ



LOCATION 40 UPPT 2004 SEED COUNT/POUND TABLE

UF03325

Weight of 100 seed

	Wt (g)	Wt of 1 seed	Count/lb
Jumbo	79.8	0.798	568
Medium	62.2	0.622	729
Number 1	40.5	0.405	1120
Splits	27.7	0.277	1638

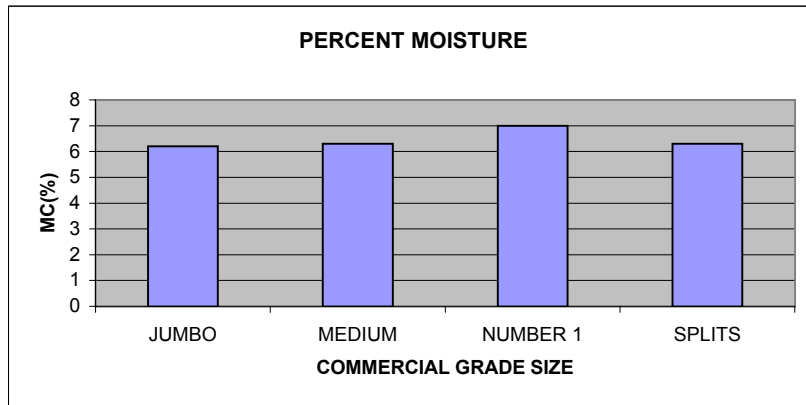
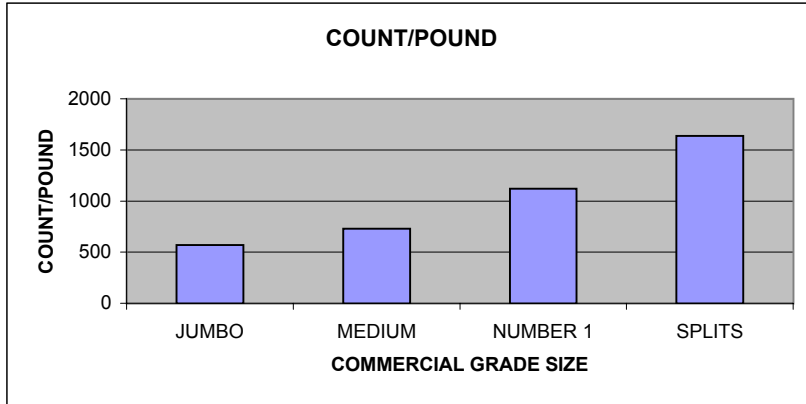
LOCATION 40 SEED MOISTURE CONTENT TABLE

UF03325

GAC 2000 Percent Moisture & Density

	MC*	kg/hl
Jumbo	6.2	55.6
Medium	6.3	58.4
Number 1	7.0	60.0
Splits	6.3	53.4

* NA INDICATES THAT THERE WAS NOT ENOUGH MATERIAL FOR THE GAC 2000 TO READ



LOCATION 40 UPPT 2004 SEED COUNT/POUND TABLE

UF03326

Weight of 100 seed

	Wt (g)	Wt of 1 seed	Count/lb
Jumbo	83.5	0.835	543
Medium	63.2	0.632	718
Number 1	41.3	0.413	1098
Splits	30.5	0.305	1487

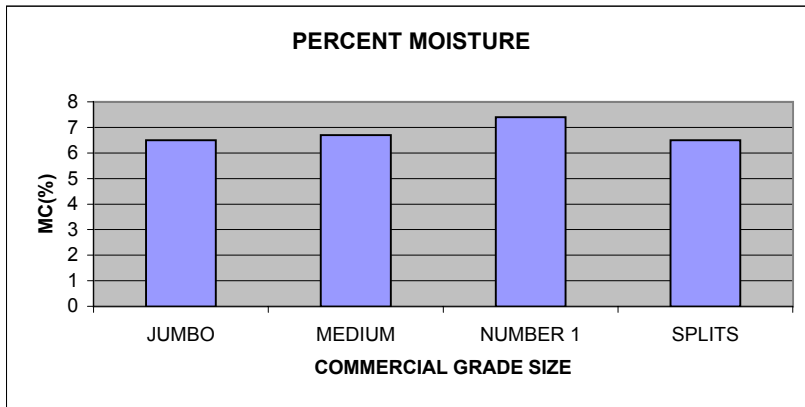
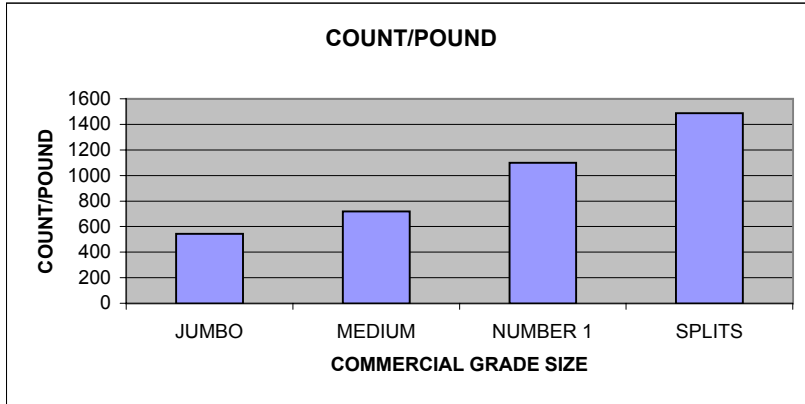
LOCATION 40 SEED MOISTURE CONTENT TABLE

UF03326

GAC 2000 Percent Moisture & Density

	MC*	kg/hl
Jumbo	6.5	56.9
Medium	6.7	59.5
Number 1	7.4	61.4
Splits	6.5	55.8

* NA INDICATES THAT THERE WAS NOT ENOUGH MATERIAL FOR THE GAC 2000 TO READ



LOCATION 40 UPPT 2004 SEED COUNT/POUND TABLE

UF03514

Weight of 100 seed

	Wt (g)	Wt of 1 seed	Count/lb
Jumbo	68.9	0.689	658
Medium	52.1	0.521	871
Number 1	36.5	0.365	1243
Splits	27.1	0.271	1674

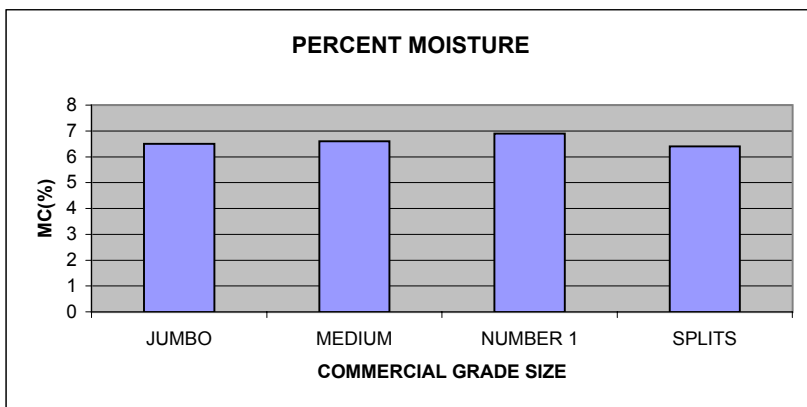
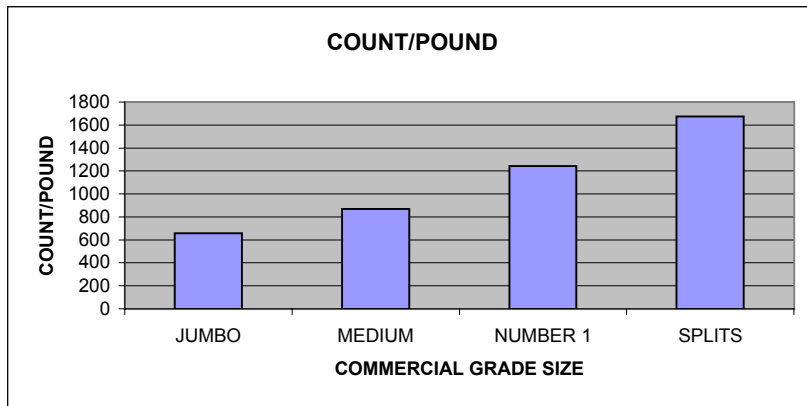
LOCATION 40 SEED MOISTURE CONTENT TABLE

UF03514

GAC 2000 Percent Moisture & Density

	MC*	kg/hl
Jumbo	6.5	53.5
Medium	6.6	58.8
Number 1	6.9	61.2
Splits	6.4	52.4

* NA INDICATES THAT THERE WAS NOT ENOUGH MATERIAL FOR THE GAC 2000 TO READ



LOCATION 40 UPPT 2004 SEED COUNT/POUND TABLE

GA002501

Weight of 100 seed

	Wt (g)	Wt of 1 seed	Count/lb
Jumbo	71.0	0.710	639
Medium	54.4	0.544	834
Number 1	35.4	0.354	1281
Splits	25.5	0.255	1779

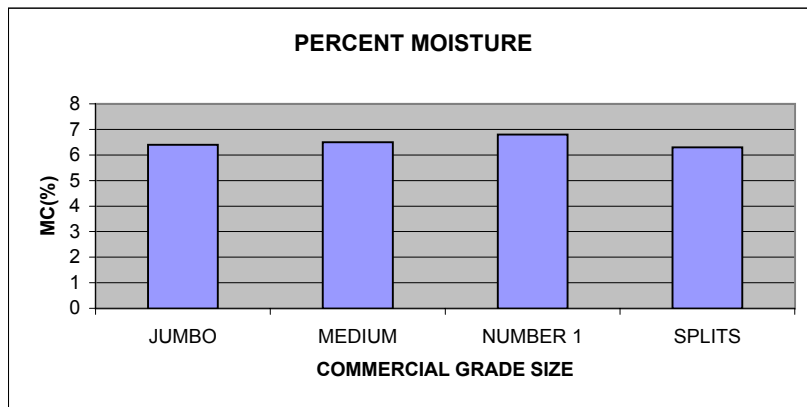
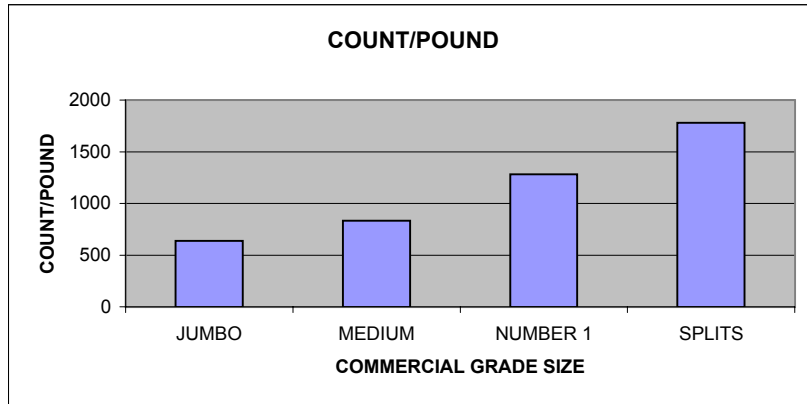
LOCATION 40 SEED MOISTURE CONTENT TABLE

GA002501

GAC 2000 Percent Moisture & Density

	MC*	kg/hl
Jumbo	6.4	57.3
Medium	6.5	59.7
Number 1	6.8	59.5
Splits	6.3	54.0

* NA INDICATES THAT THERE WAS NOT ENOUGH MATERIAL FOR THE GAC 2000 TO READ



LOCATION 40 UPPT 2004 SEED COUNT/POUND TABLE

GA011557

Weight of 100 seed

	Wt (g)	Wt of 1 seed	Count/lb
Jumbo	83.1	0.831	546
Medium	60.6	0.606	749
Number 1	40.5	0.405	1120
Splits	31.7	0.317	1431

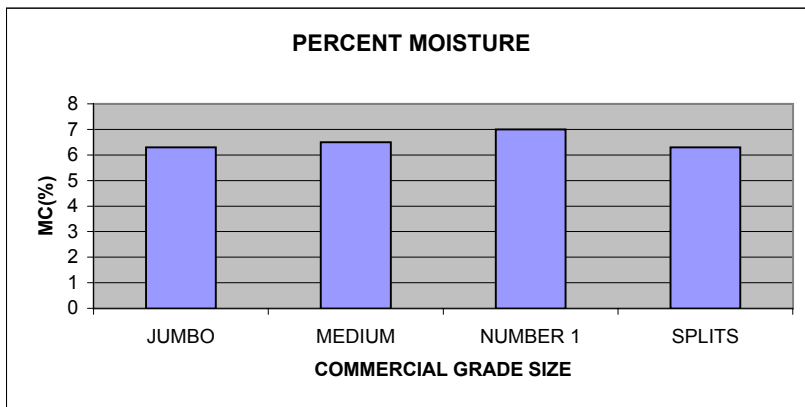
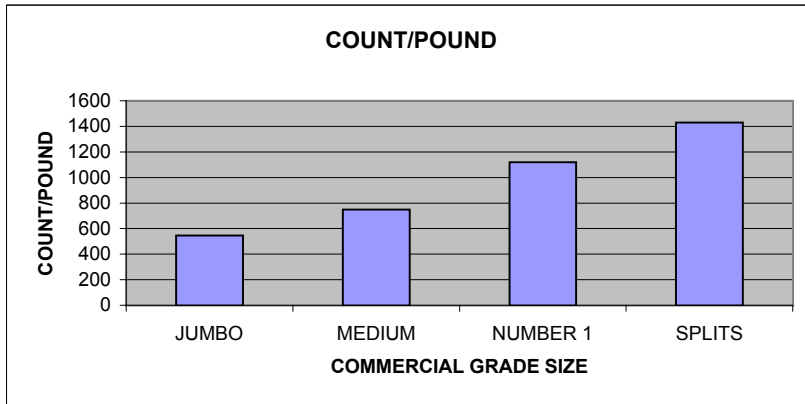
LOCATION 40 SEED MOISTURE CONTENT TABLE

GA011557

GAC 2000 Percent Moisture & Density

	MC*	kg/hl
Jumbo	6.3	57.4
Medium	6.5	61.7
Number 1	7.0	NA
Splits	6.3	54.9

* NA INDICATES THAT THERE WAS NOT ENOUGH MATERIAL FOR THE GAC 2000 TO READ



LOCATION 40 UPPT 2004 SEED COUNT/POUND TABLE

CRSP08

Weight of 100 seed

	Wt (g)	Wt of 1 seed	Count/lb
Jumbo	74.2	0.742	611
Medium	53.5	0.535	848
Number 1	36.3	0.363	1250
Splits	28.5	0.285	1592

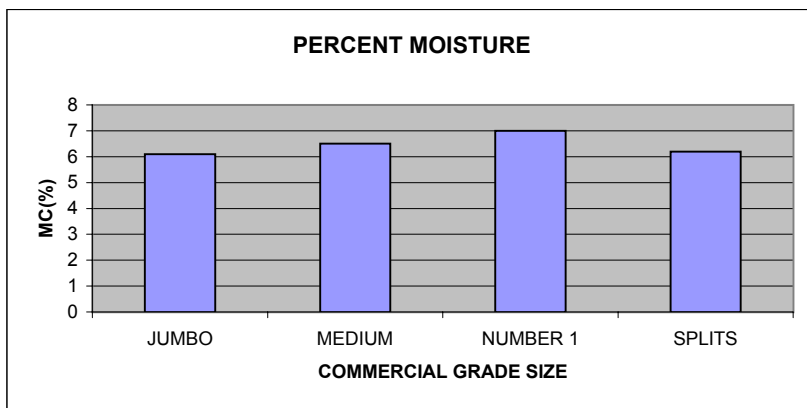
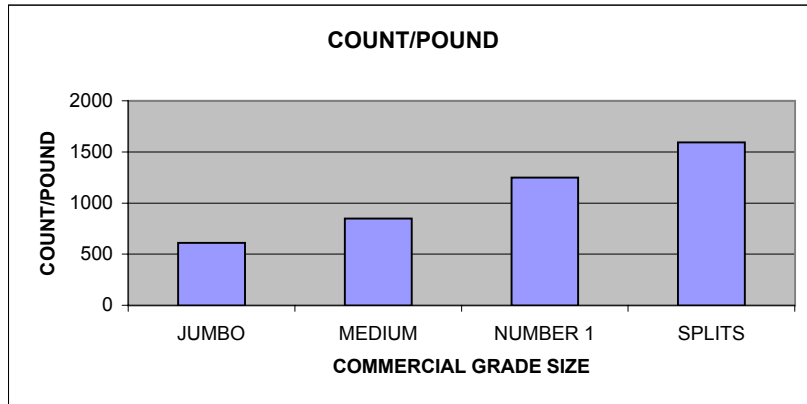
LOCATION 40 SEED MOISTURE CONTENT TABLE

CRSP08

GAC 2000 Percent Moisture & Density

	MC*	kg/hl
Jumbo	6.1	59.2
Medium	6.5	60.1
Number 1	7.0	NA
Splits	6.2	54.6

* NA INDICATES THAT THERE WAS NOT ENOUGH MATERIAL FOR THE GAC 2000 TO READ



LOCATION 40 UPPT 2004 SEED COUNT/POUND TABLE

CRSP14

Weight of 100 seed

	Wt (g)	Wt of 1 seed	Count/lb
Jumbo	73.1	0.731	621
Medium	54.0	0.540	840
Number 1	37.1	0.371	1223
Splits	26.8	0.268	1693

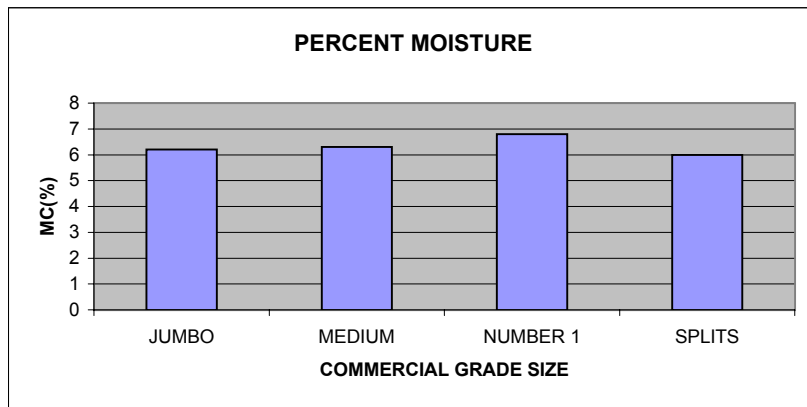
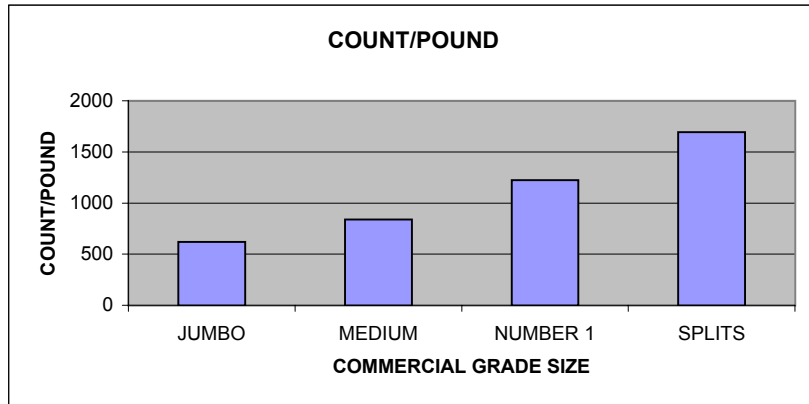
LOCATION 40 SEED MOISTURE CONTENT TABLE

CRSP14

GAC 2000 Percent Moisture & Density

	MC*	kg/hl
Jumbo	6.2	57.2
Medium	6.3	59.4
Number 1	6.8	NA
Splits	6.0	55.3

* NA INDICATES THAT THERE WAS NOT ENOUGH MATERIAL FOR THE GAC 2000 TO READ



LOCATION 40 UPPT 2004 SEED COUNT/POUND TABLE

NC7

Weight of 100 seed

	Wt (g)	Wt of 1 seed	Count/lb
ELK	95.9	0.959	473
Medium	55.3	0.553	820
Number 1	39.6	0.396	1145
Splits	40.2	0.402	1128

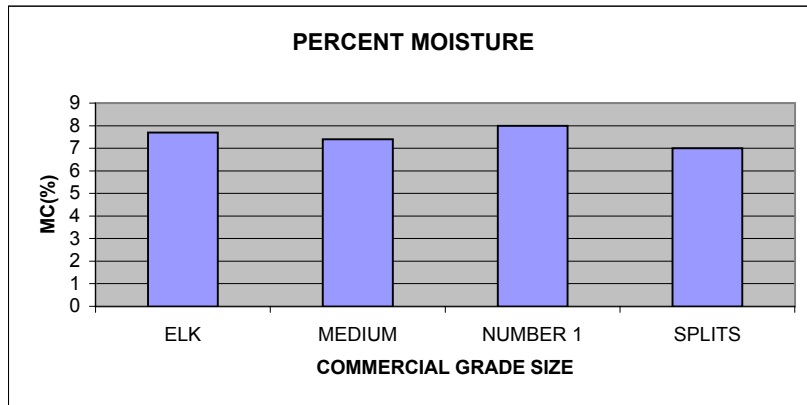
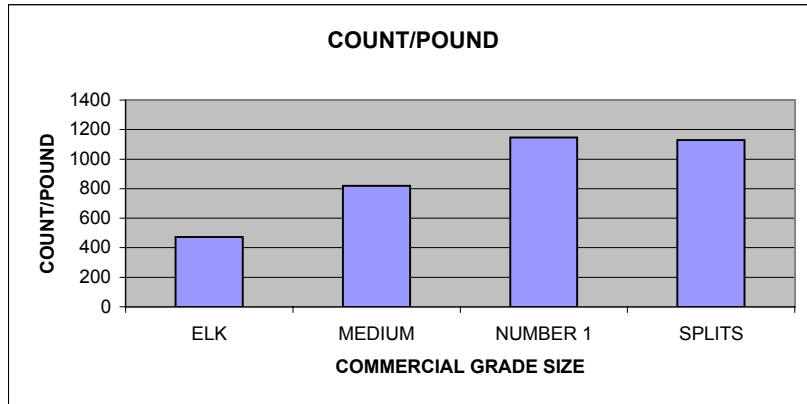
LOCATION 40 SEED MOISTURE CONTENT TABLE

NC7

GAC 2000 Percent Moisture & Density

	MC*	kg/hl
ELK	7.7	51.6
Medium	7.4	57.6
Number 1	8.0	57.9
Splits	7.0	50.9

* NA INDICATES THAT THERE WAS NOT ENOUGH MATERIAL FOR THE GAC 2000 TO READ



LOCATION 40 UPPT 2004 SEED COUNT/POUND TABLE

GA012534

Weight of 100 seed

	Wt (g)	Wt of 1 seed	Count/lb
ELK	85.5	0.855	531
Medium	54.8	0.548	828
Number 1	34.8	0.348	1303
Splits	38.4	0.384	1181

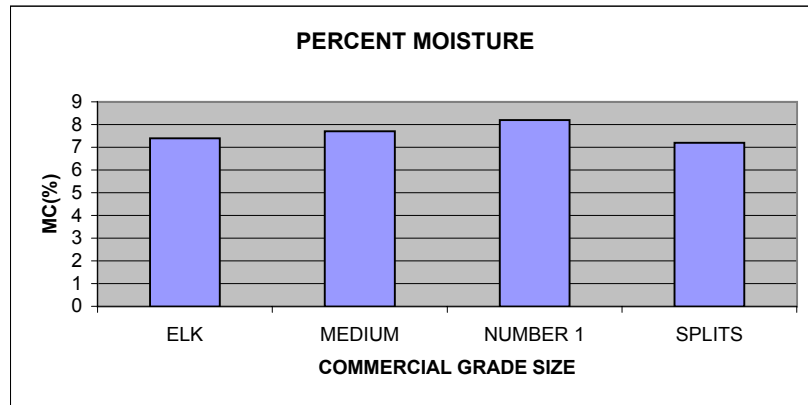
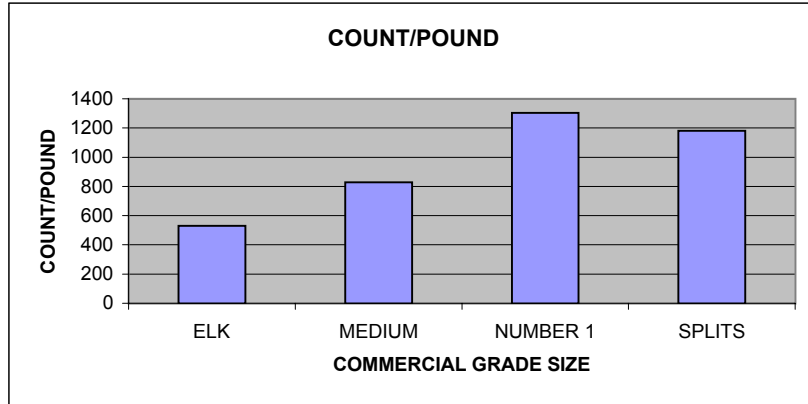
LOCATION 40 SEED MOISTURE CONTENT TABLE

GA012534

GAC 2000 Percent Moisture & Density

	MC*	kg/hl
ELK	7.4	55.7
Medium	7.7	58.3
Number 1	8.2	59.4
Splits	7.2	52.9

* NA INDICATES THAT THERE WAS NOT ENOUGH MATERIAL FOR THE GAC 2000 TO READ



LOCATION 40 UPPT 2004 SEED COUNT/POUND TABLE

N00098ol

Weight of 100 seed

	Wt (g)	Wt of 1 seed	Count/lb
ELK	112.4	1.124	404
Medium	65.6	0.656	691
Number 1	41.2	0.412	1101
Splits	49.9	0.499	909

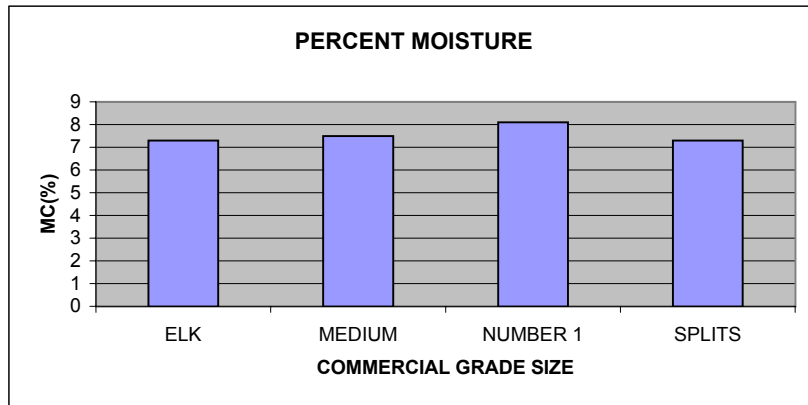
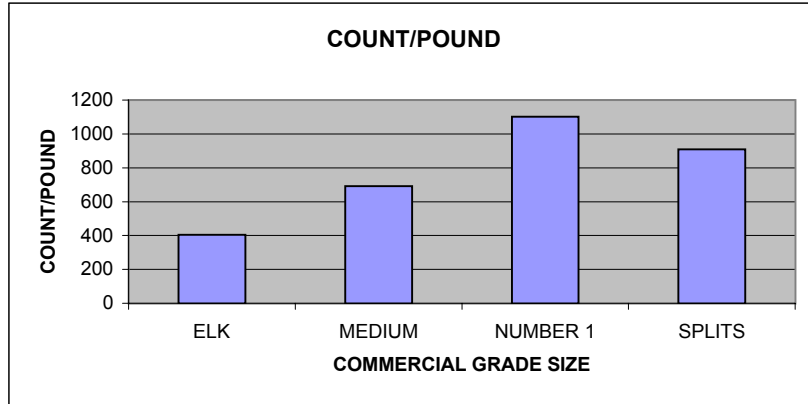
LOCATION 40 SEED MOISTURE CONTENT TABLE

N00098ol

GAC 2000 Percent Moisture & Density

	MC*	kg/hl
ELK	7.3	54.8
Medium	7.5	59.3
Number 1	8.1	57.4
Splits	7.3	53.2

* NA INDICATES THAT THERE WAS NOT ENOUGH MATERIAL FOR THE GAC 2000 TO READ



LOCATION 40 UPPT 2004 SEED COUNT/POUND TABLE

N01013T

Weight of 100 seed

	Wt (g)	Wt of 1 seed	Count/lb
ELK	99.2	0.992	457
Medium	57.7	0.577	786
Number 1	38.7	0.387	1172
Splits	37.8	0.378	1200

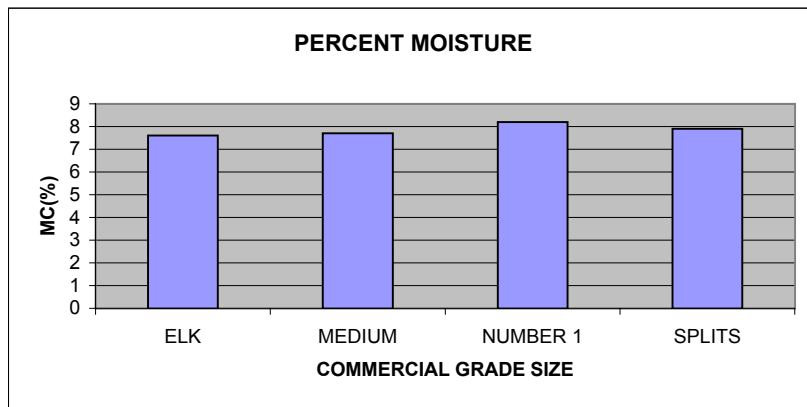
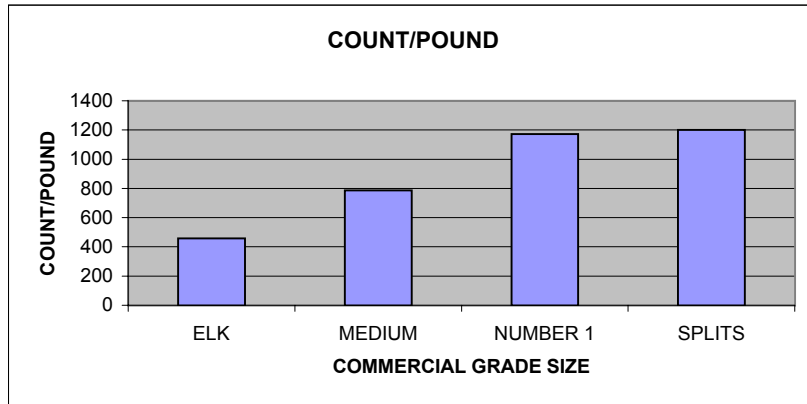
LOCATION 40 SEED MOISTURE CONTENT TABLE

N01013T

GAC 2000 Percent Moisture & Density

	MC*	kg/hl
ELK	7.6	52.7
Medium	7.7	58.6
Number 1	8.2	58.4
Splits	7.9	50.4

* NA INDICATES THAT THERE WAS NOT ENOUGH MATERIAL FOR THE GAC 2000 TO READ



LOCATION 40 UPPT 2004 SEED COUNT/POUND TABLE

N02006

Weight of 100 seed

	Wt (g)	Wt of 1 seed	Count/lb
ELK	97.0	0.970	468
Medium	57.8	0.578	785
Number 1	40.7	0.407	1114
Splits	45.8	0.458	990

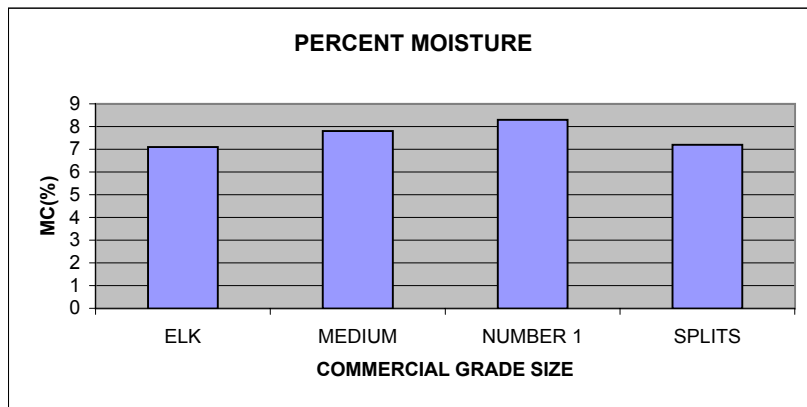
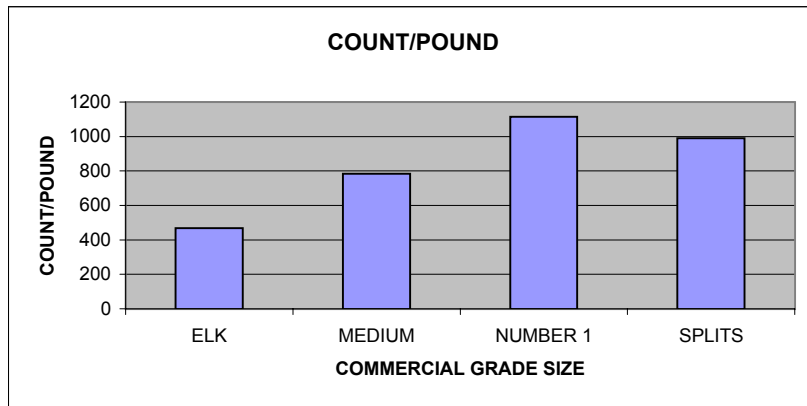
LOCATION 40 SEED MOISTURE CONTENT TABLE

N02006

GAC 2000 Percent Moisture & Density

	MC*	kg/hl
ELK	7.1	56.9
Medium	7.8	57.9
Number 1	8.3	58.6
Splits	7.2	53.0

* NA INDICATES THAT THERE WAS NOT ENOUGH MATERIAL FOR THE GAC 2000 TO READ



LOCATION 40 UPPT 2004 SEED COUNT/POUND TABLE

VT003069

Weight of 100 seed

	Wt (g)	Wt of 1 seed	Count/lb
ELK	102.3	1.023	443
Medium	62.8	0.628	722
Number 1	42.0	0.420	1080
Splits	46.8	0.468	969

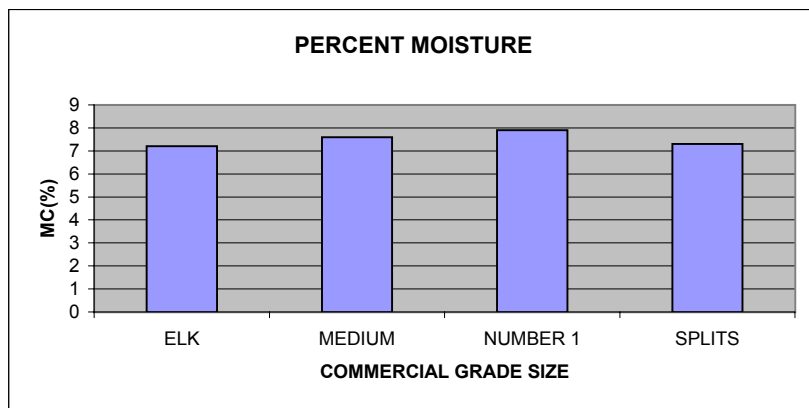
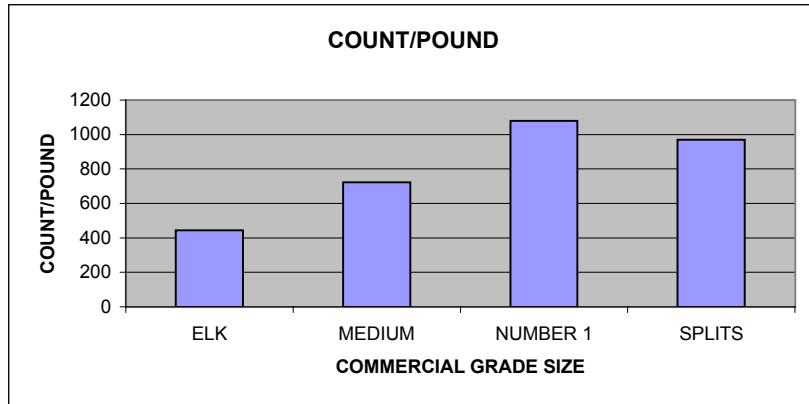
LOCATION 40 SEED MOISTURE CONTENT TABLE

VT003069

GAC 2000 Percent Moisture & Density

	MC*	kg/hl
ELK	7.2	56.6
Medium	7.6	57.7
Number 1	7.9	59.2
Splits	7.3	53.4

* NA INDICATES THAT THERE WAS NOT ENOUGH MATERIAL FOR THE GAC 2000 TO READ



LOCATION 40 UPPT 2004 SHELLING DATA

VARIETY: FLORUNNER

DATE: OCT, 29, 2004

VARIETY: UF03325

DATE: OCT, 29, 2004

STAGE	GRATE	WEIGHT	TIME
1st	29 initial	6232.4	118 sec.
	grams shelled / min	2137.6	
2nd	26 unshelled	2028.5	76 sec.
	grams shelled / min	724.7	
3rd	23 unshelled	1110.5	100 sec.
	grams shelled / min	411.4	
4th	20 unshelled	424.9	103 sec.
	grams shelled / min	151.8	
5th	17 unshelled	164.3	94 sec.
	grams shelled / min	98.4	
6th	unshelled		
	grams shelled / min		
	Final grams unshelled	10.1	
	Total grams shelled	6232.4	8.18 min.
	Total grams shelled / min	761.6	
	HULLS	1551.2	

GRATE	WEIGHT	TIME
29 initial	6478.1	127 sec.
grams shelled / min	2511.1	
26 unshelled	1163.0	80 sec.
grams shelled / min	593.6	
23 unshelled	371.6	79 sec.
grams shelled / min	195.7	
20 unshelled	113.9	45 sec.
grams shelled / min	116.5	
17 unshelled	26.5	20 sec.
grams shelled / min	79.5	
unshelled		
grams shelled / min		
Final grams unshelled	0.0	
Total grams shelled	6478.1	5.85 min.
Total grams shelled / min	1107.4	
HULLS	1502.4	

VARIETY: UF03326

DATE: OCT, 29, 2004

VARIETY: UF03514

DATE: OCT, 29, 2004

STAGE	GRATE	WEIGHT	TIME
1st	30 initial	6331.6	134 sec.
	grams shelled / min	2419.1	
2nd	27 unshelled	929.0	56 sec.
	grams shelled / min	557.5	
3rd	24 unshelled	408.7	69 sec.
	grams shelled / min	213.0	
4th	21 unshelled	163.8	56 sec.
	grams shelled / min	131.3	
5th	18 unshelled	41.3	26 sec.
	grams shelled / min	83.8	
6th	16 unshelled	5.0	3 sec.
	grams shelled / min	100.0	
	Final grams unshelled	0.0	
	Total grams shelled	6331.6	5.73 min.
	Total grams shelled / min	1104.3	
	HULLS	1588.3	

GRATE	WEIGHT	TIME
30 initial	6377.6	120 sec.
grams shelled / min	2422.5	
27 unshelled	1532.7	76 sec.
grams shelled / min	728.6	
24 unshelled	609.8	81 sec.
grams shelled / min	301.6	
21 unshelled	202.7	67 sec.
grams shelled / min	181.5	
18 unshelled	42.8	32 sec.
grams shelled / min	71.3	
16 unshelled	4.8	5 sec.
grams shelled / min	57.6	
Final grams unshelled	0.0	
Total grams shelled	6377.6	6.35 min.
Total grams shelled / min	1004.3	
HULLS	1508.0	

VARIETY: GA002501

DATE: OCT, 29, 2004

VARIETY: GA011557

DATE: OCT, 29, 2004

STAGE	GRATE	WEIGHT	TIME
1st	28 initial	6406.7	124 sec.
	grams shelled / min	2369.2	
2nd	25 unshelled	1510.3	78 sec.
	grams shelled / min	796.5	
3rd	22 unshelled	474.9	81 sec.
	grams shelled / min	252.3	
4th	19 unshelled	134.3	46 sec.
	grams shelled / min	162.4	
5th	16 unshelled	9.8	5 sec.
	grams shelled / min	117.6	
6th	unshelled		
	grams shelled / min		
	Final grams unshelled	0.0	
	Total grams shelled	6406.7	5.57 min.
	Total grams shelled / min	1150.9	
	HULLS	1489.3	

GRATE	WEIGHT	TIME
29 initial	6364.4	139 sec.
grams shelled / min	2496.0	
26 unshelled	582.0	60 sec.
grams shelled / min	385.4	
23 unshelled	196.6	54 sec.
grams shelled / min	169.8	
20 unshelled	43.8	22 sec.
grams shelled / min	94.6	
17 unshelled	9.1	4 sec.
grams shelled / min	136.5	
unshelled		
grams shelled / min		
Final grams unshelled	0.0	
Total grams shelled	6364.4	4.65 min.
Total grams shelled / min	1368.7	
HULLS	1407.4	

LOCATION 40 UPPT 2004 SHELLING DATA

VARIETY: CRSP08

DATE: OCT, 29, 2004

VARIETY: CRSP14

DATE: OCT, 29, 2004

STAGE	GRATE	WEIGHT	TIME
1st	31 initial	5979.1	160 sec.
	grams shelled / min	1700.2	
2nd	28 unshelled	1445.3	69 sec.
	grams shelled / min	858.3	
3rd	25 unshelled	458.2	57 sec.
	grams shelled / min	284.3	
4th	22 unshelled	188.1	62 sec.
	grams shelled / min	138.8	
5th	19 unshelled	44.7	22 sec.
	grams shelled / min	106.6	
6th	16 unshelled	5.6	5 sec.
	grams shelled / min	67.2	
Final grams unshelled		0.0	
Total grams shelled		5979.1	6.25 min.
Total grams shelled / min		956.7	
HULLS		1442.7	

GRATE	WEIGHT	TIME	
30 initial	6254.0	123 sec.	
grams shelled / min	2484.6		
27 unshelled	1160.5	72 sec.	
grams shelled / min	626.8		
24 unshelled	408.4	73 sec.	
grams shelled / min	228.8		
21 unshelled	130.0	46 sec.	
grams shelled / min	137.0		
18 unshelled	25.0	18 sec.	
grams shelled / min	83.3		
unshelled			
grams shelled / min			
Final grams unshelled		0.0	
Total grams shelled		6254.0	5.53 min.
Total grams shelled / min		1130.2	
HULLS		1554.5	

VARIETY: NCZ

DATE: OCT, 29, 2004

VARIETY: GA012534

DATE: OCT, 30, 2004

STAGE	GRATE	WEIGHT	TIME
1st	34 initial	6382.4	117 sec.
	grams shelled / min	2890.1	
2nd	31 unshelled	746.8	44 sec.
	grams shelled / min	417.5	
3rd	28 unshelled	440.6	42 sec.
	grams shelled / min	289.7	
4th	25 unshelled	237.8	45 sec.
	grams shelled / min	156.1	
5th	22 unshelled	120.7	61 sec.
	grams shelled / min	82.6	
6th	19 unshelled	36.7	37 sec.
	grams shelled / min	53.4	
Final grams unshelled		3.8	
Total grams shelled		6382.4	5.77 min.
Total grams shelled / min		1106.8	
HULLS		1989.9	

GRATE	WEIGHT	TIME	
30 initial	6346.3	146 sec.	
grams shelled / min	2361.7		
27 unshelled	599.4	53 sec.	
grams shelled / min	416.0		
24 unshelled	231.9	62 sec.	
grams shelled / min	148.4		
21 unshelled	78.6	45 sec.	
grams shelled / min	84.3		
18 unshelled	15.4	11 sec.	
grams shelled / min	72.5		
unshelled			
grams shelled / min			
Final grams unshelled		2.1	
Total grams shelled		6346.3	5.28 min.
Total grams shelled / min		1201.2	
HULLS		1508.1	

VARIETY: N000980l

DATE: OCT, 30, 2004

VARIETY: N01013T

DATE: OCT, 30, 2004

STAGE	GRATE	WEIGHT	TIME
1st	31 initial	6337.6	199 sec.
	grams shelled / min	1768.7	
2nd	28 unshelled	471.4	48 sec.
	grams shelled / min	315.3	
3rd	25 unshelled	219.2	34 sec.
	grams shelled / min	172.6	
4th	22 unshelled	121.4	40 sec.
	grams shelled / min	133.7	
5th	19 unshelled	32.3	15 sec.
	grams shelled / min	114.0	
6th	16 unshelled	3.8	4 sec.
	grams shelled / min	57.0	
Final grams unshelled		0.0	
Total grams shelled		6337.6	5.67 min.
Total grams shelled / min		1118.4	
HULLS		1853.8	

GRATE	WEIGHT	TIME	
34 initial	6330.0	123 sec.	
grams shelled / min	2684.5		
31 unshelled	826.7	42 sec.	
grams shelled / min	482.0		
28 unshelled	489.3	44 sec.	
grams shelled / min	300.0		
25 unshelled	269.3	45 sec.	
grams shelled / min	180.0		
22 unshelled	134.3	51 sec.	
grams shelled / min	123.8		
19 unshelled	29.1	17 sec.	
grams shelled / min	93.9		
Final grams unshelled		2.5	
Total grams shelled		6330.0	5.37 min.
Total grams shelled / min		1179.5	
HULLS		1814.1	

LOCATION 40 UPPT 2004 SHELLING DATA

VARIETY: N02006

DATE: OCT, 30, 2004

VARIETY: VT003069

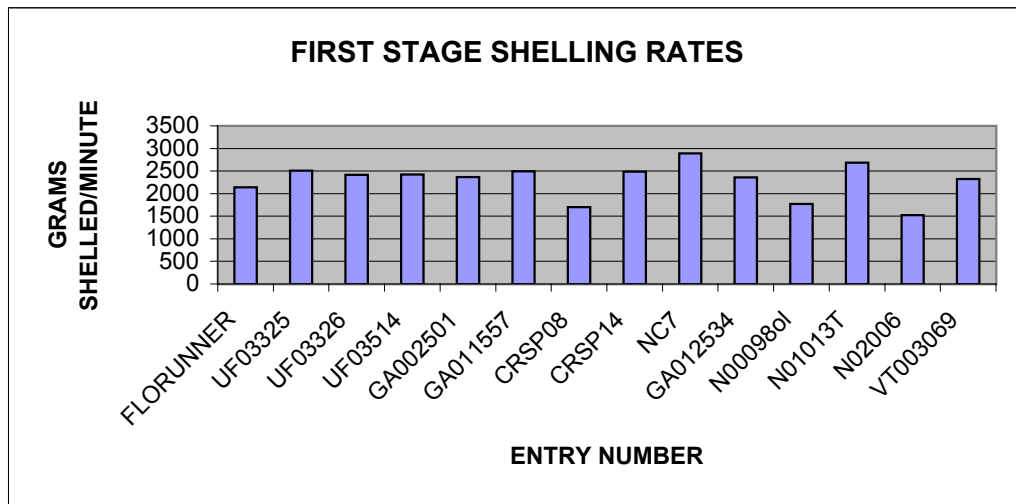
DATE: OCT, 30, 2004

STAGE	GRATE		WEIGHT	TIME
1st	31	initial	6318.5	231 sec.
		grams shelled / min	1526.5	
2nd	28	unshelled	441.6	58 sec.
		grams shelled / min	240.1	
3rd	25	unshelled	209.5	54 sec.
		grams shelled / min	111.0	
4th	22	unshelled	109.6	61 sec.
		grams shelled / min	85.6	
5th	19	unshelled	22.6	20 sec.
		grams shelled / min	67.8	
6th		unshelled		
		grams shelled / min		
		Final grams unshelled	0.0	
		Total grams shelled	6318.5	7.07 min.
		Total grams shelled / min	894.1	
		HULLS	1825.9	

GRATE		WEIGHT	TIME	
30	initial	6413.3	150 sec.	
	grams shelled / min	2321.9		
27	unshelled	608.6	54 sec.	
	grams shelled / min	314.2		
24	unshelled	325.8	60 sec.	
	grams shelled / min	186.0		
21	unshelled	139.8	47 sec.	
	grams shelled / min	137.1		
18	unshelled	32.4	20 sec.	
	grams shelled / min	90.9		
		Final grams unshelled	2.1	
		Total grams shelled	6413.3	5.52 min.
		Total grams shelled / min	1162.5	
		HULLS	1717.9	

LOCATION 40 UPPT 2004 FIRST STAGE SHELLING RATES

<u>ENTRY NUMBER</u>	<u>GRAMS SHELLED / MINUTE</u>
FLORUNNER	2137.6
UF03325	2511.1
UF03326	2419.1
UF03514	2422.5
GA002501	2369.2
GA011557	2496.0
CRSP08	1700.2
CRSP14	2484.6
NC7	2890.1
GA012534	2361.7
N000980l	1768.7
N01013T	2684.5
N02006	1526.5
VT003069	2321.9



LOCATION 50 UPPT 2004 POD BULK DENSITY TABLE

FLORUNNER

BULK DENSITY	Kg	cm	Kg/m ³
	5.46	19.73	298.10

UF03326

BULK DENSITY	Kg	cm	Kg/m ³
	5.29	19.53	291.42

GA002501

BULK DENSITY	Kg	cm	Kg/m ³
	5.42	19.08	305.76

CRSP08

BULK DENSITY	Kg	cm	Kg/m ³
	5.28	18.25	311.46

NC7

BULK DENSITY	Kg	cm	Kg/m ³
	5.42	23.35	249.87

N000980l

BULK DENSITY	Kg	cm	Kg/m ³
	5.42	24.53	237.89

N02006

BULK DENSITY	Kg	cm	Kg/m ³
	5.47	23.93	245.89

UF03325

BULK DENSITY	Kg	cm	Kg/m ³
	5.38	19.95	290.02

UF03514

BULK DENSITY	Kg	cm	Kg/m ³
	5.40	18.95	306.69

GA011557

BULK DENSITY	Kg	cm	Kg/m ³
	5.37	18.75	308.50

CRSP14

BULK DENSITY	Kg	cm	Kg/m ³
	5.30	18.60	306.53

GA012534

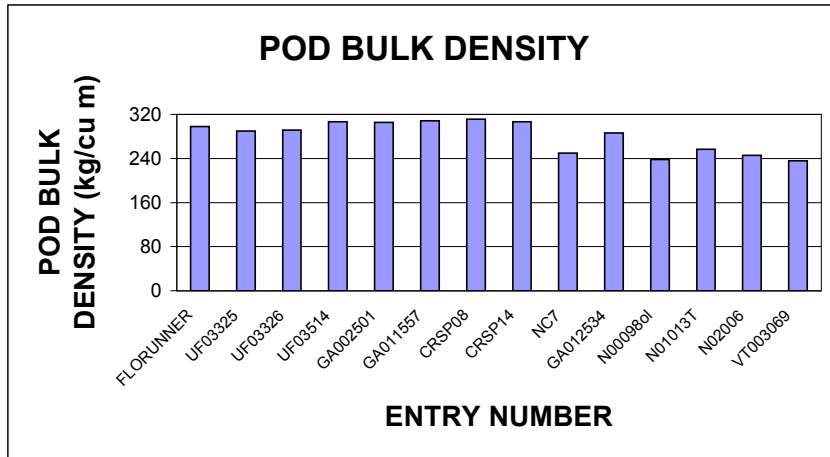
BULK DENSITY	Kg	cm	Kg/m ³
	5.37	20.20	286.38

N01013T

BULK DENSITY	Kg	cm	Kg/m ³
	5.45	22.85	256.66

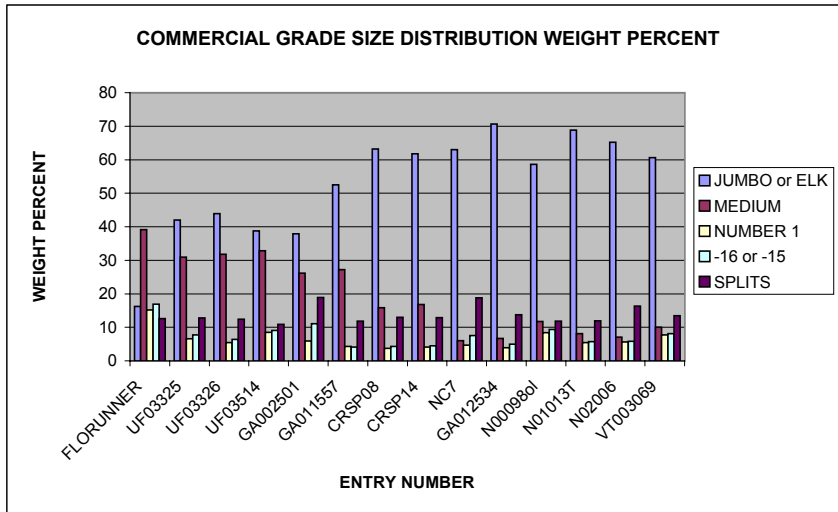
VT003069

BULK DENSITY	Kg	cm	Kg/m ³
	5.39	24.60	235.75



LOCATION 50 UPPT 2004 COMMERCIAL GRADE SIZE WEIGHT PERCENT TABLE

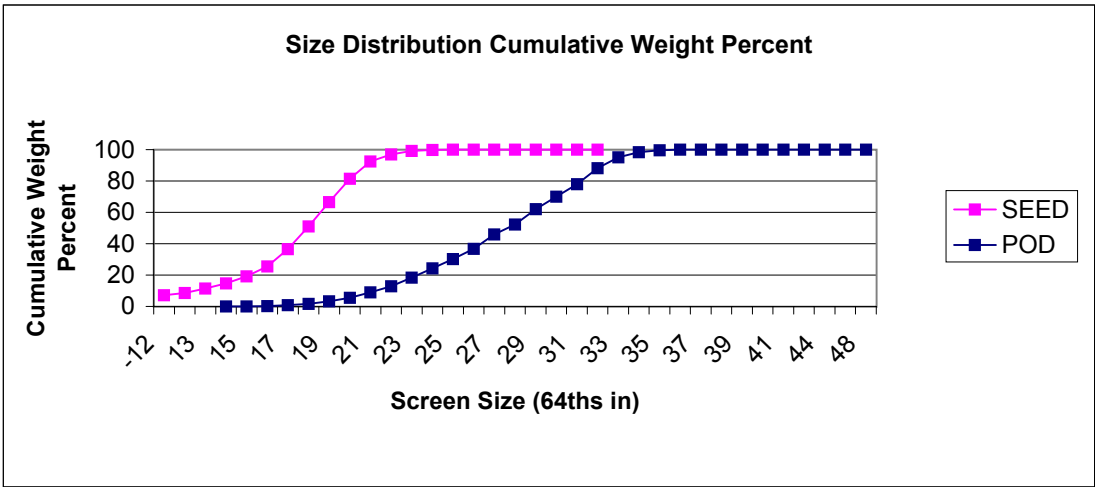
<u>FLORUNNER</u>		<u>UF03325</u>		<u>UF03326</u>		<u>UF03514</u>	
JUMBO	16.25	JUMBO	41.99	JUMBO	43.87	JUMBO	38.75
MEDIUM	39.17	MEDIUM	30.92	MEDIUM	31.81	MEDIUM	32.84
NUMBER 1	15.14	NUMBER 1	6.59	NUMBER 1	5.47	NUMBER 1	8.49
-16	16.85	-16	7.70	-16	6.41	-16	9.03
SPLITS	12.59	SPLITS	12.79	SPLITS	12.44	SPLITS	10.89
<u>GA002501</u>		<u>GA011557</u>		<u>CRSP08</u>		<u>CRSP14</u>	
JUMBO	37.93	JUMBO	52.53	JUMBO	63.23	JUMBO	61.80
MEDIUM	26.19	MEDIUM	27.25	MEDIUM	15.86	MEDIUM	16.78
NUMBER 1	5.94	NUMBER 1	4.27	NUMBER 1	3.68	NUMBER 1	4.06
-16	11.07	-16	4.11	-16	4.28	-16	4.47
SPLITS	18.87	SPLITS	11.84	SPLITS	12.95	SPLITS	12.89
<u>NC7</u>		<u>GA012534</u>		<u>N000980l</u>		<u>N01013T</u>	
ELK	62.97	ELK	70.63	ELK	58.60	ELK	68.83
MEDIUM	6.05	MEDIUM	6.73	MEDIUM	11.77	MEDIUM	8.09
NUMBER 1	4.65	NUMBER 1	3.95	NUMBER 1	8.42	NUMBER 1	5.42
- 15	7.55	- 15	4.92	- 15	9.38	- 15	5.69
SPLITS	18.78	SPLITS	13.77	SPLITS	11.83	SPLITS	11.97
<u>N02006</u>		<u>VT003069</u>					
ELK	65.23	ELK	60.64				
MEDIUM	7.05	MEDIUM	10.03				
NUMBER 1	5.59	NUMBER 1	7.71				
- 15	5.84	- 15	8.11				
SPLITS	16.30	SPLITS	13.51				



LOCATION 50 UPPT 2004 SIZE DISTRIBUTION CUMULATIVE WEIGHT PERCENT TABLE

FLOORRUNNER

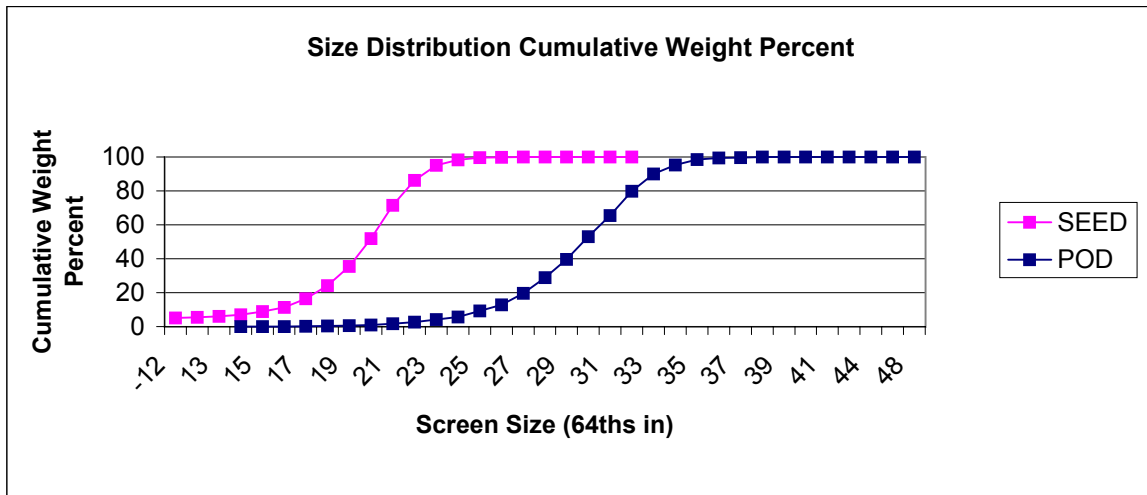
POD				SEED				
SCREEN SIZE	Weight	Wt %	Cum. Wt. %	SCREEN SIZE	Weight	Wt %	Wt % w/o SS	Cum. Wt %
				SS	514.8	12.59	---	---
				-12 & -17R	255.6	6.25	7.15	7.15
				12	50.8	1.24	1.42	8.58
				13	98.5	2.41	2.76	11.33
14	0.0	0.00	0.00	14	121.0	2.96	3.39	14.72
15	0.3	0.02	0.02	15	162.9	3.99	4.56	19.28
16	4.3	0.25	0.27	16	224.0	5.48	6.27	25.55
17	9.8	0.57	0.84	17	394.8	9.66	11.05	36.60
18	15.2	0.89	1.73	18	512.6	12.54	14.35	50.94
19	27.5	1.61	3.34	19	558.2	13.66	15.62	66.57
20	36.9	2.16	5.51	20	530.5	12.98	14.85	81.41
21	59.7	3.50	9.00	21	392.5	9.60	10.99	92.40
22	67.4	3.95	12.95	22	165.7	4.05	4.64	97.04
23	92.7	5.43	18.38	23	79.4	1.94	2.22	99.26
24	99.4	5.82	24.20	24	20.7	0.51	0.58	99.84
25	101.7	5.96	30.16	25	5.8	0.14	0.16	100.00
26	113.7	6.66	36.82	26	0.0	0.00	0.00	100.00
27	156.9	9.19	46.01	27	0.0	0.00	0.00	100.00
28	105.9	6.20	52.21	28	0.0	0.00	0.00	100.00
29	169.4	9.92	62.14	29	0.0	0.00	0.00	100.00
30	134.4	7.87	70.01	30	0.0	0.00	0.00	100.00
31	135.8	7.95	77.96	31	0.0	0.00	0.00	100.00
32	172.6	10.11	88.07	32	0.0	0.00	0.00	100.00
33	120.7	7.07	95.14	Total	4087.8	100	100	
34	53.8	3.15	98.30	Hull wt	1390.3			
35	21.0	1.23	99.53	Wt w/o SS	3573.0			
36	8.1	0.47	100.00	Percent Hulls		25.38		
37	0.0	0.00	100.00	Percent Meats		74.62		
38	0.0	0.00	100.00			100		
39	0.0	0.00	100.00					
40	0.0	0.00	100.00					
41	0.0	0.00	100.00					
42	0.0	0.00	100.00					
44	0.0	0.00	100.00					
46	0.0	0.00	100.00					
48	0.0	0.00	100.00					
POD WT.	1707.2							



LOCATION 50 UPPT 2004 SIZE DISTRIBUTION CUMULATIVE WEIGHT PERCENT TABLE

UF03325

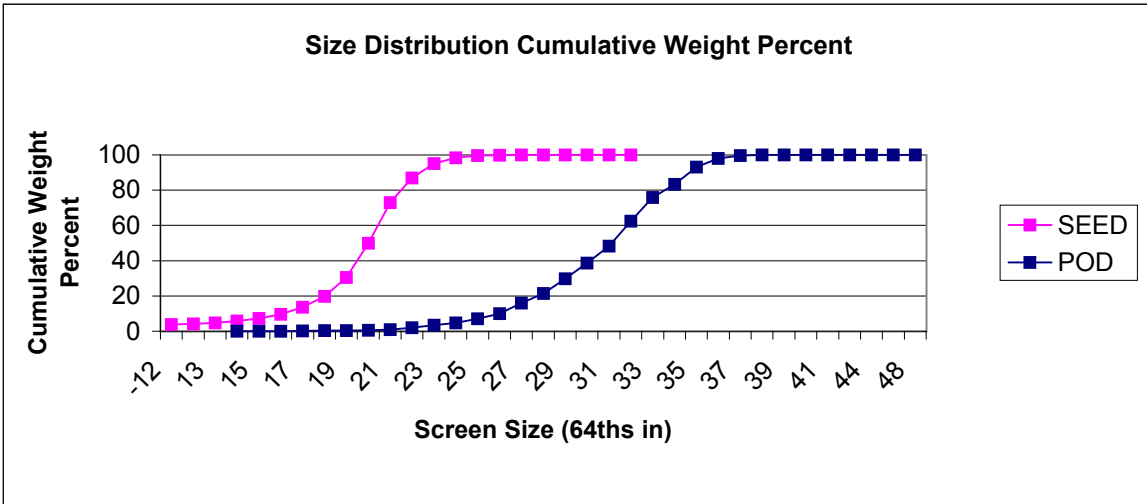
POD				SEED				
SCREEN SIZE	Weight	Wt %	Cum. Wt. %	SCREEN SIZE	Weight	Wt %	Wt % w/o SS	Cum. Wt %
				SS	527.6	12.79	---	---
				-12 & -17R	182.2	4.42	5.06	5.06
				12	11.8	0.29	0.33	5.39
				13	24.2	0.59	0.67	6.07
14	0.0	0.00	0.00	14	35.8	0.87	1.00	7.06
15	0.0	0.00	0.00	15	63.8	1.55	1.77	8.83
16	0.3	0.02	0.02	16	88.5	2.15	2.46	11.29
17	1.2	0.08	0.10	17	183.5	4.45	5.10	16.40
18	3.4	0.22	0.32	18	276.4	6.70	7.68	24.08
19	2.4	0.16	0.48	19	406.6	9.86	11.30	35.38
20	7.2	0.47	0.95	20	592.5	14.36	16.47	51.85
21	11.3	0.74	1.70	21	707.4	17.15	19.66	71.52
22	13.0	0.86	2.55	22	530.4	12.86	14.74	86.26
23	23.8	1.57	4.12	23	316.1	7.66	8.79	95.05
24	24.0	1.58	5.70	24	120.3	2.92	3.34	98.39
25	53.0	3.49	9.18	25	46.9	1.14	1.30	99.70
26	55.8	3.67	12.85	26	7.2	0.17	0.20	99.90
27	102.7	6.76	19.61	27	3.1	0.08	0.09	99.98
28	140.6	9.25	28.86	28	0.6	0.01	0.02	100.00
29	162.4	10.68	39.54	29	0.0	0.00	0.00	100.00
30	203.7	13.40	52.94	30	0.0	0.00	0.00	100.00
31	190.1	12.50	65.44	31	0.0	0.00	0.00	100.00
32	219.5	14.44	79.88	32	0.0	0.00	0.00	100.00
33	154.4	10.16	90.03	Total	4124.9	100	100	
34	80.6	5.30	95.34	Hull wt	1253.2			
35	48.5	3.19	98.53	Wt w/o SS	3597.3			
36	13.8	0.91	99.43	Percent Hulls		23.30		
37	2.7	0.18	99.61	Percent Meats		76.70		
38	5.9	0.39	100.00			100		
39	0.0	0.00	100.00					
40	0.0	0.00	100.00					
41	0.0	0.00	100.00					
42	0.0	0.00	100.00					
44	0.0	0.00	100.00					
46	0.0	0.00	100.00					
48	0.0	0.00	100.00					
POD WT.	1520.3							



LOCATION 50 UPPT 2004 SIZE DISTRIBUTION CUMULATIVE WEIGHT PERCENT TABLE

UF03326

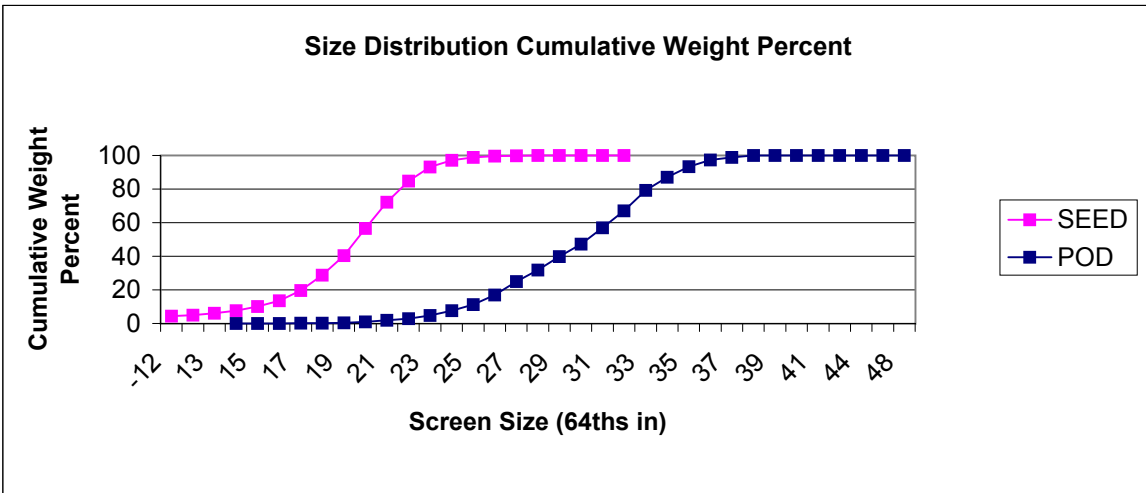
POD				SEED				
SCREEN SIZE	Weight	Wt %	Cum. Wt. %	SCREEN SIZE	Weight	Wt %	Wt % w/o SS	Cum. Wt %
				SS	503.4	12.44	---	---
				-12 & -17R	132.3	3.27	3.73	3.73
				12	12.8	0.32	0.36	4.10
				13	25.0	0.62	0.71	4.80
14	0.0	0.00	0.00	14	37.4	0.92	1.06	5.86
15	0.0	0.00	0.00	15	51.7	1.28	1.46	7.32
16	0.3	0.02	0.02	16	79.2	1.96	2.24	9.55
17	1.7	0.11	0.13	17	142.3	3.52	4.02	13.57
18	2.5	0.16	0.28	18	219.0	5.41	6.18	19.75
19	1.7	0.11	0.39	19	380.4	9.40	10.74	30.49
20	3.6	0.23	0.61	20	687.4	16.99	19.40	49.90
21	4.9	0.31	0.92	21	818.4	20.23	23.10	73.00
22	16.0	1.00	1.92	22	491.7	12.15	13.88	86.88
23	23.8	1.49	3.41	23	290.2	7.17	8.19	95.07
24	19.8	1.24	4.65	24	119.6	2.96	3.38	98.45
25	40.2	2.52	7.16	25	45.0	1.11	1.27	99.72
26	44.0	2.75	9.92	26	6.0	0.15	0.17	99.89
27	97.3	6.09	16.01	27	4.0	0.10	0.11	100.00
28	86.9	5.44	21.44	28	0.0	0.00	0.00	100.00
29	132.7	8.30	29.75	29	0.0	0.00	0.00	100.00
30	142.0	8.89	38.63	30	0.0	0.00	0.00	100.00
31	154.7	9.68	48.31	31	0.0	0.00	0.00	100.00
32	224.6	14.05	62.37	32	0.0	0.00	0.00	100.00
33	216.5	13.55	75.92	Total	4045.8	100	100	
34	118.9	7.44	83.36	Hull wt	1247.5			
35	155.1	9.71	93.06	Wt w/o SS	3542.4			
36	80.2	5.02	98.08	Percent Hulls		23.57		
37	23.6	1.48	99.56	Percent Meats		76.43		
38	7.1	0.44	100.00			100		
39	0.0	0.00	100.00					
40	0.0	0.00	100.00					
41	0.0	0.00	100.00					
42	0.0	0.00	100.00					
44	0.0	0.00	100.00					
46	0.0	0.00	100.00					
48	0.0	0.00	100.00					
POD WT.	1598.1							



LOCATION 50 UPPT 2004 SIZE DISTRIBUTION CUMULATIVE WEIGHT PERCENT TABLE

UF03514

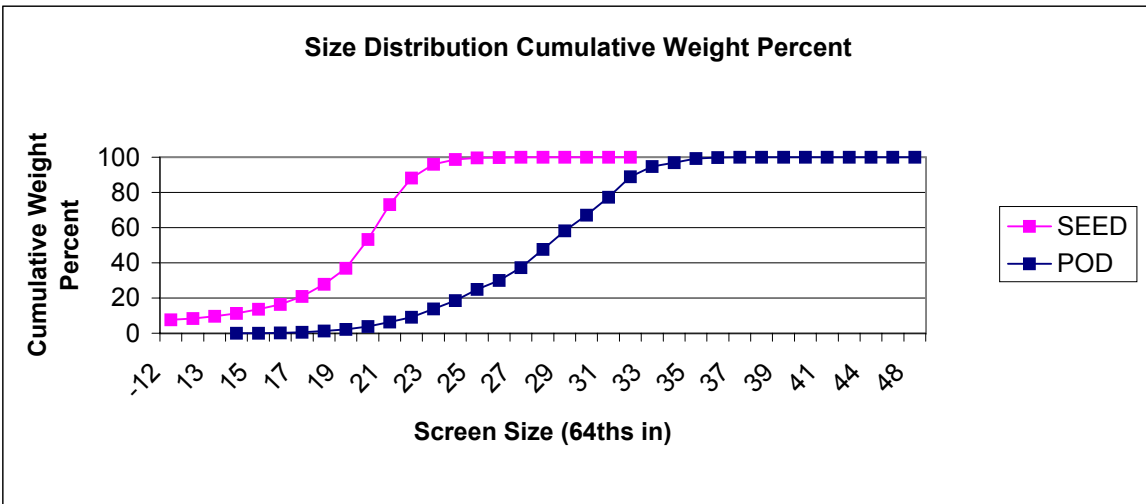
POD				SEED				
SCREEN SIZE	Weight	Wt %	Cum. Wt. %	SCREEN SIZE	Weight	Wt %	Wt % w/o SS	Cum. Wt %
				SS	449.4	10.89	---	---
				-12 & -17R	158.4	3.84	4.31	4.31
				12	23.1	0.56	0.63	4.93
				13	39.7	0.96	1.08	6.01
14	0.0	0.00	0.00	14	59.1	1.43	1.61	7.62
15	0.0	0.00	0.00	15	92.5	2.24	2.51	10.13
16	0.7	0.04	0.04	16	123.2	2.98	3.35	13.48
17	1.5	0.09	0.13	17	227.4	5.51	6.18	19.66
18	2.2	0.13	0.26	18	334.5	8.10	9.09	28.76
19	3.5	0.21	0.47	19	424.9	10.29	11.55	40.31
20	9.1	0.54	1.01	20	596.3	14.44	16.21	56.51
21	15.8	0.94	1.95	21	576.6	13.97	15.67	72.19
22	16.7	1.00	2.95	22	462.5	11.20	12.57	84.76
23	31.0	1.85	4.80	23	309.8	7.50	8.42	93.18
24	46.6	2.78	7.58	24	147.7	3.58	4.01	97.19
25	62.2	3.71	11.28	25	62.8	1.52	1.71	98.90
26	96.6	5.76	17.04	26	23.3	0.56	0.63	99.54
27	134.2	8.00	25.04	27	11.1	0.27	0.30	99.84
28	112.5	6.71	31.74	28	6.0	0.15	0.16	100.00
29	134.5	8.02	39.76	29	0.0	0.00	0.00	100.00
30	124.6	7.43	47.19	30	0.0	0.00	0.00	100.00
31	163.1	9.72	56.91	31	0.0	0.00	0.00	100.00
32	171.2	10.20	67.11	32	0.0	0.00	0.00	100.00
33	204.3	12.18	79.29	Total	4128.3	100	100	
34	129.3	7.71	86.99	Hull wt	1267.1			
35	107.6	6.41	93.41	Wt w/o SS	3678.9			
36	66.5	3.96	97.37	Percent Hulls		23.48		
37	25.7	1.53	98.90	Percent Meats		76.52		
38	18.4	1.10	100.00			100		
39	0.0	0.00	100.00					
40	0.0	0.00	100.00					
41	0.0	0.00	100.00					
42	0.0	0.00	100.00					
44	0.0	0.00	100.00					
46	0.0	0.00	100.00					
48	0.0	0.00	100.00					
POD WT.	1677.8							



LOCATION 50 UPPT 2004 SIZE DISTRIBUTION CUMULATIVE WEIGHT PERCENT TABLE

GA002501

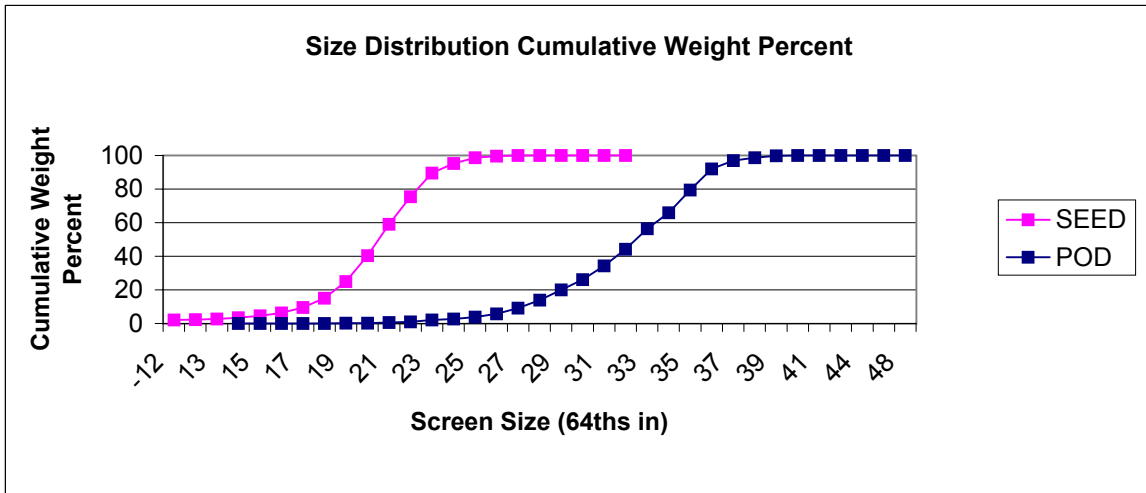
POD				SEED				
SCREEN SIZE	Weight	Wt %	Cum. Wt. %	SCREEN SIZE	Weight	Wt %	Wt % w/o SS	Cum. Wt %
				SS	783.6	18.87	---	---
				-12 & -17R	255.8	6.16	7.59	7.59
				12	25.6	0.62	0.76	8.35
				13	44.2	1.06	1.31	9.67
14	0.0	0.00	0.00	14	53.8	1.30	1.60	11.26
15	0.4	0.02	0.02	15	80.3	1.93	2.38	13.65
16	2.0	0.12	0.14	16	90.0	2.17	2.67	16.32
17	7.5	0.45	0.60	17	156.6	3.77	4.65	20.97
18	10.1	0.61	1.21	18	233.0	5.61	6.92	27.89
19	16.2	0.98	2.18	19	304.4	7.33	9.04	36.92
20	28.5	1.72	3.90	20	549.9	13.24	16.33	53.25
21	41.6	2.51	6.41	21	668.5	16.10	19.85	73.09
22	44.4	2.68	9.09	22	507.9	12.23	15.08	88.17
23	78.7	4.75	13.84	23	264.7	6.38	7.86	96.03
24	76.6	4.62	18.46	24	90.5	2.18	2.69	98.72
25	106.5	6.42	24.88	25	33.6	0.81	1.00	99.71
26	85.1	5.13	30.01	26	5.9	0.14	0.18	99.89
27	120.8	7.29	37.30	27	3.7	0.09	0.11	100.00
28	171.3	10.33	47.63	28	0.0	0.00	0.00	100.00
29	174.6	10.53	58.16	29	0.0	0.00	0.00	100.00
30	147.4	8.89	67.05	30	0.0	0.00	0.00	100.00
31	168.9	10.19	77.24	31	0.0	0.00	0.00	100.00
32	192.2	11.59	88.83	32	0.0	0.00	0.00	100.00
33	97.7	5.89	94.72	Total	4152.0	100	100	
34	37.5	2.26	96.98	Hull wt	1257.0			
35	39.4	2.38	99.36	Wt w/o SS	3368.4			
36	8.5	0.51	99.87	Percent Hulls		23.24		
37	2.1	0.13	100.00	Percent Meats		76.76		
38	0.0	0.00	100.00			100		
39	0.0	0.00	100.00					
40	0.0	0.00	100.00					
41	0.0	0.00	100.00					
42	0.0	0.00	100.00					
44	0.0	0.00	100.00					
46	0.0	0.00	100.00					
48	0.0	0.00	100.00					
POD WT.	1658.0							



LOCATION 50 UPPT 2004 SIZE DISTRIBUTION CUMULATIVE WEIGHT PERCENT TABLE

GA011557

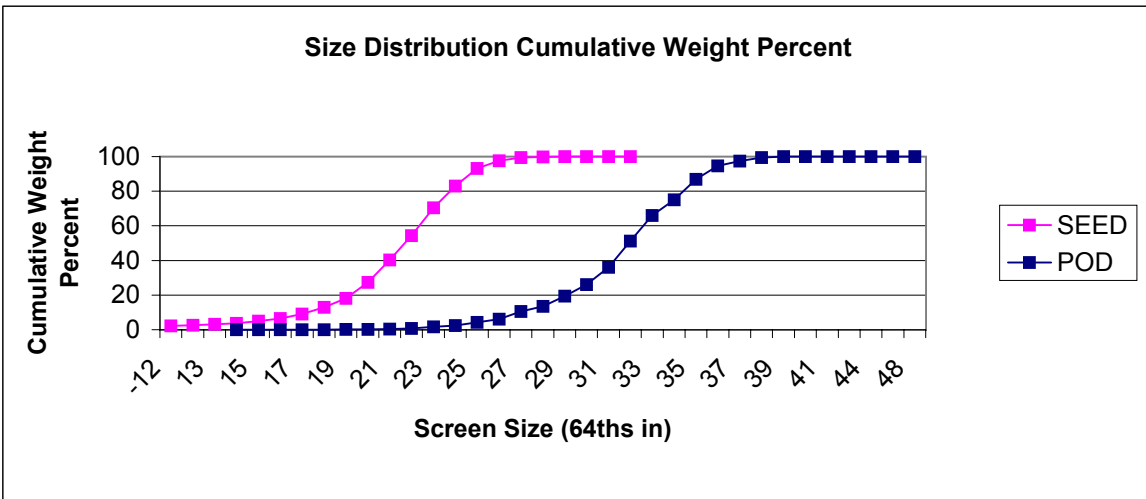
POD				SEED				
SCREEN SIZE	Weight	Wt %	Cum. Wt. %	SCREEN SIZE	Weight	Wt %	Wt % w/o SS	Cum. Wt %
				SS	495.3	11.84	---	---
				-12 & -17R	75.5	1.81	2.05	2.05
				12	11.6	0.28	0.31	2.36
				13	13.9	0.33	0.38	2.74
14	0.0	0.00	0.00	14	26.5	0.63	0.72	3.46
15	0.0	0.00	0.00	15	44.5	1.06	1.21	4.67
16	0.0	0.00	0.00	16	58.6	1.40	1.59	6.25
17	1.0	0.06	0.06	17	119.8	2.86	3.25	9.50
18	0.5	0.03	0.09	18	206.5	4.94	5.60	15.10
19	1.9	0.12	0.21	19	365.7	8.74	9.92	25.02
20	0.7	0.04	0.25	20	567.4	13.57	15.39	40.41
21	5.1	0.31	0.57	21	683.8	16.35	18.55	58.96
22	6.7	0.41	0.98	22	610.3	14.59	16.55	75.51
23	18.6	1.15	2.12	23	517.4	12.37	14.03	89.55
24	8.3	0.51	2.64	24	210.7	5.04	5.71	95.26
25	18.4	1.13	3.77	25	125.4	3.00	3.40	98.66
26	32.2	1.98	5.75	26	34.3	0.82	0.93	99.59
27	56.2	3.46	9.21	27	13.1	0.31	0.36	99.95
28	77.5	4.77	13.98	28	1.9	0.05	0.05	100.00
29	97.5	6.00	19.99	29	0.0	0.00	0.00	100.00
30	100.2	6.17	26.16	30	0.0	0.00	0.00	100.00
31	131.5	8.10	34.26	31	0.0	0.00	0.00	100.00
32	161.4	9.94	44.20	32	0.0	0.00	0.00	100.00
33	197.6	12.17	56.36	Total	4182.2	100	100	
34	156.0	9.61	65.97	Hull wt	1183.5			
35	217.1	13.37	79.34	Wt w/o SS	3686.9			
36	204.8	12.61	91.95	Percent Hulls		22.06		
37	82.3	5.07	97.02	Percent Meats		77.94		
38	27.5	1.69	98.71			100		
39	17.0	1.05	99.76					
40	3.9	0.24	100.00					
41	0.0	0.00	100.00					
42	0.0	0.00	100.00					
44	0.0	0.00	100.00					
46	0.0	0.00	100.00					
48	0.0	0.00	100.00					
POD WT.	1623.9							



LOCATION 50 UPPT 2004 SIZE DISTRIBUTION CUMULATIVE WEIGHT PERCENT TABLE

CRSP08

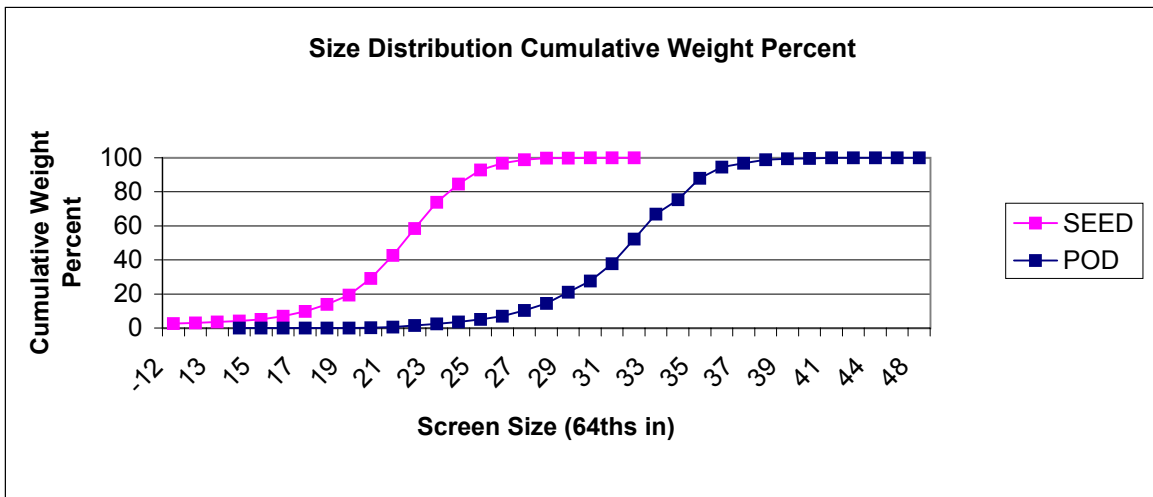
POD				SEED				
SCREEN SIZE	Weight	Wt %	Cum. Wt. %	SCREEN SIZE	Weight	Wt %	Wt % w/o SS	Cum. Wt %
				SS	521.6	12.95	---	---
				-12 & -17R	80.8	2.01	2.30	2.30
				12	11.7	0.29	0.33	2.64
				13	14.5	0.36	0.41	3.05
14	0.0	0.00	0.00	14	24.8	0.62	0.71	3.76
15	0.0	0.00	0.00	15	40.6	1.01	1.16	4.92
16	0.0	0.00	0.00	16	56.4	1.40	1.61	6.53
17	0.1	0.01	0.01	17	92.0	2.28	2.62	9.15
18	0.4	0.03	0.03	18	131.9	3.27	3.76	12.91
19	1.4	0.09	0.12	19	184.9	4.59	5.27	18.18
20	0.4	0.03	0.15	20	321.9	7.99	9.18	27.36
21	4.6	0.29	0.44	21	451.0	11.20	12.86	40.23
22	5.6	0.36	0.80	22	498.3	12.37	14.21	54.44
23	13.5	0.87	1.67	23	561.5	13.94	16.01	70.45
24	10.9	0.70	2.37	24	439.6	10.91	12.54	82.99
25	29.5	1.89	4.26	25	354.1	8.79	10.10	93.08
26	29.3	1.88	6.14	26	157.6	3.91	4.49	97.58
27	67.6	4.33	10.47	27	62.3	1.55	1.78	99.36
28	46.7	2.99	13.46	28	19.3	0.48	0.55	99.91
29	91.7	5.88	19.34	29	3.3	0.08	0.09	100.00
30	105.7	6.78	26.12	30	0.0	0.00	0.00	100.00
31	154.2	9.89	36.00	31	0.0	0.00	0.00	100.00
32	237.8	15.25	51.25	32	0.0	0.00	0.00	100.00
33	230.5	14.78	66.03	Total	4028.1	100	100	
34	141.5	9.07	75.10	Hull wt	1230.8			
35	183.2	11.75	86.84	Wt w/o SS	3506.5			
36	120.5	7.73	94.57	Percent Hulls		23.40		
37	44.4	2.85	97.42	Percent Meats		76.60		
38	32.7	2.10	99.51			100		
39	7.6	0.49	100.00					
40	0.0	0.00	100.00					
41	0.0	0.00	100.00					
42	0.0	0.00	100.00					
44	0.0	0.00	100.00					
46	0.0	0.00	100.00					
48	0.0	0.00	100.00					
POD WT.	1559.8							



LOCATION 50 UPPT 2004 SIZE DISTRIBUTION CUMULATIVE WEIGHT PERCENT TABLE

CRSP14

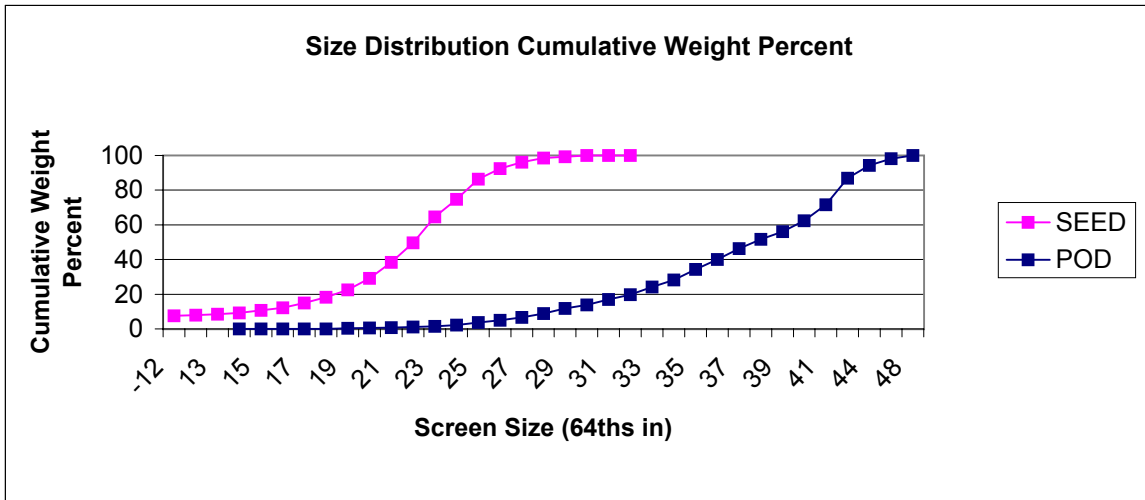
POD				SEED				
SCREEN SIZE	Weight	Wt %	Cum. Wt. %	SCREEN SIZE	Weight	Wt %	Wt % w/o SS	Cum. Wt %
				SS	512.7	12.89	---	---
				-12 & -17R	93.0	2.34	2.68	2.68
				12	10.9	0.27	0.31	3.00
				13	20.2	0.51	0.58	3.58
14	0.0	0.00	0.00	14	18.9	0.48	0.55	4.13
15	0.0	0.00	0.00	15	34.8	0.87	1.00	5.13
16	0.0	0.00	0.00	16	62.9	1.58	1.81	6.94
17	0.0	0.00	0.00	17	98.6	2.48	2.84	9.79
18	0.0	0.00	0.00	18	143.6	3.61	4.14	13.93
19	0.9	0.06	0.06	19	187.9	4.72	5.42	19.35
20	2.3	0.15	0.20	20	336.3	8.45	9.70	29.06
21	6.4	0.41	0.61	21	473.0	11.89	13.65	42.70
22	13.4	0.85	1.46	22	547.1	13.75	15.78	58.49
23	14.3	0.91	2.37	23	536.1	13.47	15.47	73.96
24	17.5	1.11	3.48	24	369.6	9.29	10.66	84.62
25	23.8	1.51	4.99	25	285.9	7.19	8.25	92.87
26	29.7	1.89	6.88	26	138.7	3.49	4.00	96.87
27	53.9	3.43	10.31	27	72.4	1.82	2.09	98.96
28	65.9	4.19	14.49	28	28.9	0.73	0.83	99.79
29	103.4	6.57	21.07	29	1.4	0.04	0.04	99.83
30	104.2	6.62	27.69	30	5.8	0.15	0.17	100.00
31	159.6	10.14	37.83	31	0.0	0.00	0.00	100.00
32	227.0	14.42	52.25	32	0.0	0.00	0.00	100.00
33	232.1	14.75	67.00	Total	3978.7	100	100	
34	132.3	8.41	75.41	Hull wt	1290.4			
35	197.4	12.54	87.95	Wt w/o SS	3466.0			
36	102.7	6.53	94.48	Percent Hulls		24.49		
37	36.4	2.31	96.79	Percent Meats		75.51		
38	32.5	2.07	98.86			100		
39	9.4	0.60	99.45					
40	2.2	0.14	99.59					
41	6.4	0.41	100.00					
42	0.0	0.00	100.00					
44	0.0	0.00	100.00					
46	0.0	0.00	100.00					
48	0.0	0.00	100.00					
POD WT.	1573.7							



LOCATION 50 UPPT 2004 SIZE DISTRIBUTION CUMULATIVE WEIGHT PERCENT TABLE

NC7

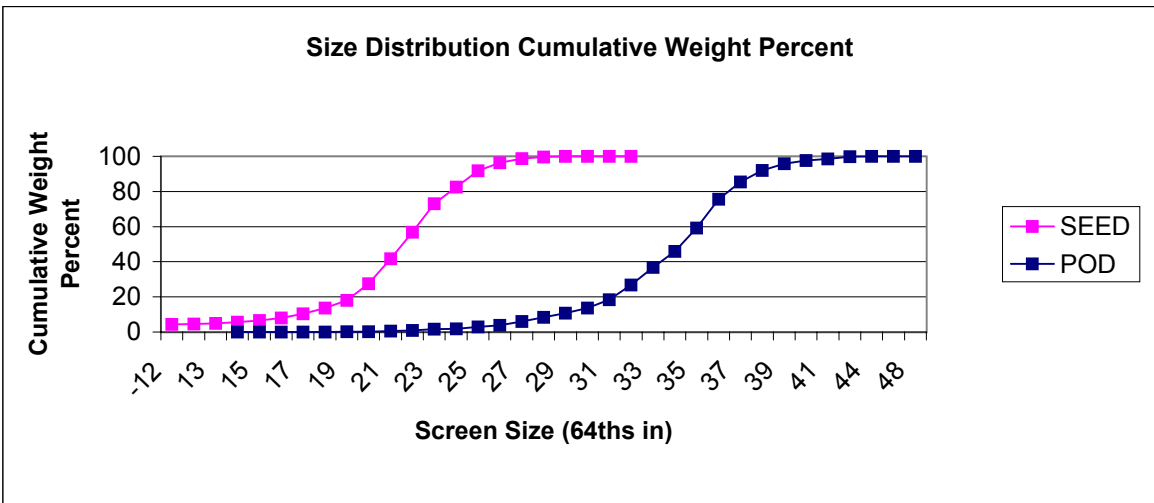
POD				SEED				
SCREEN SIZE	Weight	Wt %	Cum. Wt. %	SCREEN SIZE	Weight	Wt %	Wt % w/o SS	Cum. Wt %
				SS	716.0	18.78	---	---
				-12 & -20R	234.2	6.14	7.56	7.56
				12	10.4	0.27	0.34	7.90
				13	15.8	0.41	0.51	8.41
14	0.0	0.00	0.00	14	27.5	0.72	0.89	9.30
15	0.0	0.00	0.00	15	41.9	1.10	1.35	10.65
16	0.2	0.01	0.01	16	49.8	1.31	1.61	12.26
17	0.0	0.00	0.01	17	85.5	2.24	2.76	15.02
18	1.0	0.06	0.07	18	98.3	2.58	3.17	18.19
19	3.8	0.23	0.30	19	132.5	3.47	4.28	22.47
20	2.8	0.17	0.47	20	204.2	5.35	6.59	29.06
21	3.0	0.18	0.65	21	286.3	7.51	9.24	38.30
22	7.1	0.43	1.07	22	352.3	9.24	11.37	49.68
23	8.0	0.48	1.55	23	460.7	12.08	14.87	64.55
24	12.1	0.72	2.28	24	316.4	8.30	10.22	74.77
25	23.7	1.42	3.70	25	359.9	9.44	11.62	86.39
26	22.6	1.35	5.05	26	189.4	4.97	6.12	92.50
27	25.9	1.55	6.60	27	113.9	2.99	3.68	96.18
28	36.7	2.20	8.80	28	71.8	1.88	2.32	98.50
29	49.6	2.97	11.77	29	24.2	0.63	0.78	99.28
30	33.2	1.99	13.76	30	20.7	0.54	0.67	99.95
31	54.7	3.28	17.04	31	0.0	0.00	0.00	99.95
32	44.4	2.66	19.69	32	1.6	0.04	0.05	100.00
33	76.1	4.56	24.25	Total	3813.3	100	100	
34	66.0	3.95	28.21	Hull wt	1601.0			
35	103.5	6.20	34.41	Wt w/o SS	3097.3			
36	92.9	5.56	39.97	Percent Hulls		29.57		
37	105.2	6.30	46.27	Percent Meats		70.43		
38	89.7	5.37	51.64			100		
39	72.8	4.36	56.00					
40	106.1	6.36	62.36					
41	155.3	9.30	71.66					
42	255.0	15.27	86.94					
44	122.6	7.34	94.28					
46	64.4	3.86	98.14					
48	31.1	1.86	100.00					
POD WT.	1669.5							



LOCATION 50 UPPT 2004 SIZE DISTRIBUTION CUMULATIVE WEIGHT PERCENT TABLE

GA012534

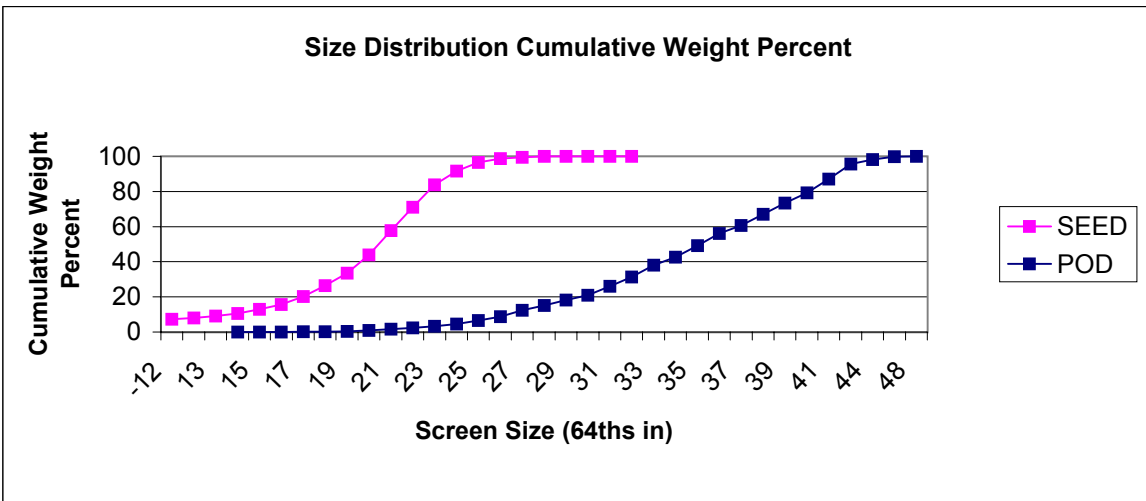
POD				SEED				
SCREEN SIZE	Weight	Wt %	Cum. Wt. %	SCREEN SIZE	Weight	Wt %	Wt % w/o SS	Cum. Wt %
				SS	564.8	13.77	---	---
				-12 & -20R	154.7	3.77	4.37	4.37
				12	7.9	0.19	0.22	4.60
				13	13.5	0.33	0.38	4.98
14	0.0	0.00	0.00	14	25.7	0.63	0.73	5.71
15	0.0	0.00	0.00	15	31.6	0.77	0.89	6.60
16	0.1	0.01	0.01	16	48.7	1.19	1.38	7.98
17	0.0	0.00	0.01	17	81.9	2.00	2.32	10.29
18	1.3	0.08	0.08	18	121.5	2.96	3.44	13.73
19	0.8	0.05	0.13	19	154.4	3.76	4.37	18.09
20	1.9	0.11	0.24	20	334.7	8.16	9.46	27.56
21	4.0	0.24	0.48	21	501.1	12.22	14.17	41.73
22	6.3	0.37	0.85	22	532.6	12.99	15.06	56.79
23	12.0	0.71	1.56	23	576.6	14.06	16.30	73.09
24	5.1	0.30	1.86	24	333.7	8.14	9.44	82.53
25	17.6	1.04	2.91	25	328.3	8.00	9.28	91.81
26	15.5	0.92	3.82	26	157.9	3.85	4.46	96.27
27	36.6	2.17	5.99	27	84.6	2.06	2.39	98.67
28	39.2	2.32	8.31	28	32.0	0.78	0.90	99.57
29	42.0	2.49	10.79	29	12.5	0.30	0.35	99.92
30	49.7	2.94	13.73	30	2.7	0.07	0.08	100.00
31	77.4	4.58	18.31	31	0.0	0.00	0.00	100.00
32	141.9	8.40	26.71	32	0.0	0.00	0.00	100.00
33	169.1	10.01	36.72	Total	4101.4	100	100	
34	156.0	9.23	45.95	Hull wt	1247.5			
35	222.9	13.19	59.14	Wt w/o SS	3536.6			
36	276.7	16.37	75.51	Percent Hulls		23.32		
37	167.2	9.89	85.40	Percent Meats		76.68		
38	110.9	6.56	91.96			100		
39	65.1	3.85	95.82					
40	29.9	1.77	97.59					
41	15.9	0.94	98.53					
42	20.6	1.22	99.75					
44	4.3	0.25	100.00					
46	0.0	0.00	100.00					
48	0.0	0.00	100.00					
POD WT.	1690.0							



LOCATION 50 UPPT 2004 SIZE DISTRIBUTION CUMULATIVE WEIGHT PERCENT TABLE

N00098ol

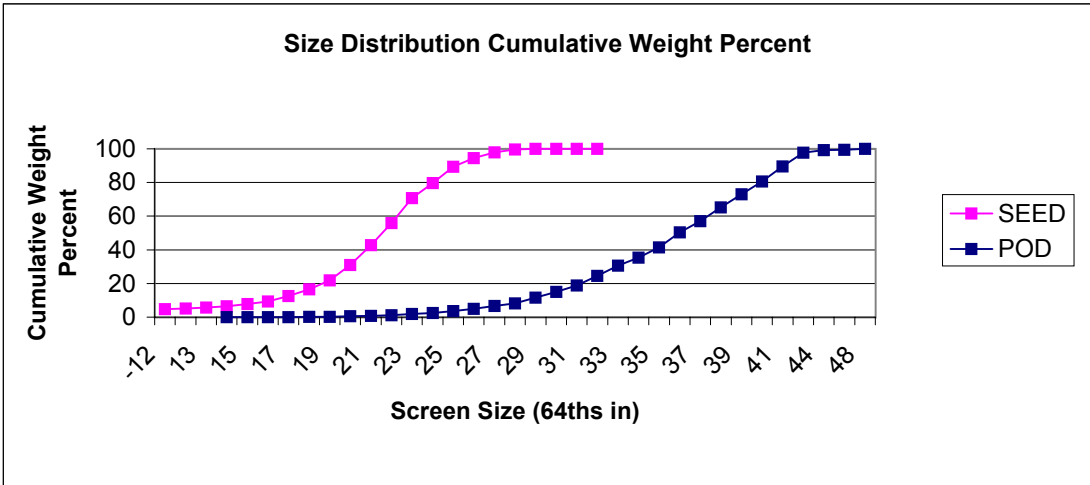
POD				SEED				
SCREEN SIZE	Weight	Wt %	Cum. Wt. %	SCREEN SIZE	Weight	Wt %	Wt % w/o SS	Cum. Wt %
				SS	450.6	11.83	---	---
				-12 & -20R	243.9	6.40	7.26	7.26
				12	23.7	0.62	0.71	9.17
				13	40.5	1.06	1.21	10.64
14	0.0	0.00	0.00	14	49.5	1.30	1.47	12.94
15	0.3	0.02	0.02	15	77.2	2.03	2.30	15.72
16	0.7	0.05	0.07	16	93.4	2.45	2.78	20.19
17	1.0	0.07	0.13	17	150.1	3.94	4.47	26.34
18	1.6	0.11	0.24	18	206.8	5.43	6.15	33.54
19	2.6	0.17	0.41	19	241.8	6.35	7.20	43.96
20	8.0	0.53	0.94	20	350.1	9.19	10.42	57.75
21	10.3	0.68	1.62	21	463.4	12.16	13.79	71.09
22	11.3	0.75	2.36	22	448.2	11.76	13.34	83.78
23	14.8	0.98	3.34	23	426.2	11.18	12.68	91.69
24	18.6	1.23	4.57	24	266.0	6.98	7.92	96.55
25	29.8	1.97	6.54	25	163.3	4.29	4.86	98.64
26	32.2	2.13	8.67	26	70.2	1.84	2.09	99.53
27	56.1	3.71	12.37	27	29.9	0.78	0.89	99.91
28	40.4	2.67	15.04	28	12.7	0.33	0.38	99.96
29	47.7	3.15	18.19	29	1.6	0.04	0.05	100.00
30	42.0	2.77	20.97	30	1.4	0.04	0.04	100.00
31	77.6	5.13	26.09	31	0.0	0.00	0.00	100.00
32	78.9	5.21	31.31	32	0.0	0.00	0.00	100.00
33	102.2	6.75	38.06	Total	3810.5	100	100	
34	69.0	4.56	42.61	Hull wt	1596.4			
35	99.8	6.59	49.21	Wt w/o SS	3359.9			
36	105.6	6.98	56.18	Percent Hulls		29.53		
37	66.7	4.41	60.59	Percent Meats		70.47		
38	97.5	6.44	67.03			100		
39	96.9	6.40	73.43					
40	88.5	5.85	79.28					
41	117.7	7.78	87.05					
42	128.5	8.49	95.54					
44	40.5	2.68	98.22					
46	22.9	1.51	99.73					
48	4.1	0.27	100.00					
POD WT.	1513.8							



LOCATION 50 UPPT 2004 SIZE DISTRIBUTION CUMULATIVE WEIGHT PERCENT TABLE

N01013T

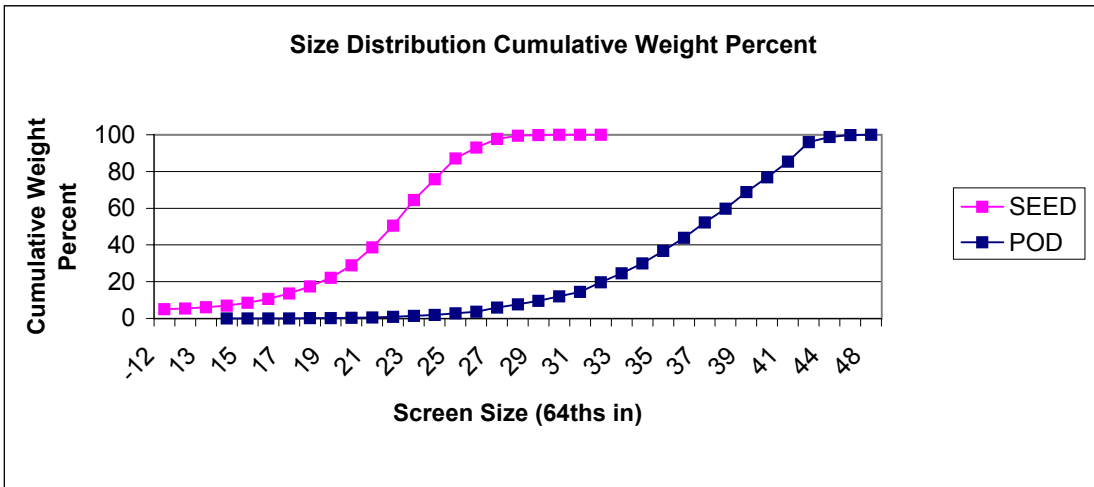
POD				SEED				
SCREEN SIZE	Weight	Wt %	Cum. Wt. %	SCREEN SIZE	Weight	Wt %	Wt % w/o SS	Cum. Wt %
				SS	482.7	11.97	---	---
				-12 & -20R	169.4	4.20	4.77	4.77
				12	11.3	0.28	0.32	5.09
				13	22.0	0.55	0.62	5.71
14	0.0	0.00	0.00	14	26.8	0.66	0.75	6.46
15	0.0	0.00	0.00	15	48.0	1.19	1.35	7.81
16	0.0	0.00	0.00	16	52.1	1.29	1.47	9.28
17	0.7	0.04	0.04	17	118.6	2.94	3.34	12.62
18	1.8	0.11	0.16	18	139.5	3.46	3.93	16.55
19	1.8	0.11	0.27	19	187.0	4.64	5.27	21.82
20	4.3	0.27	0.54	20	323.0	8.01	9.10	30.91
21	4.6	0.29	0.84	21	418.5	10.38	11.79	42.70
22	3.8	0.24	1.08	22	471.4	11.69	13.28	55.97
23	13.0	0.82	1.90	23	525.9	13.04	14.81	70.78
24	9.7	0.61	2.51	24	316.6	7.85	8.92	79.70
25	16.7	1.06	3.57	25	341.0	8.45	9.60	89.30
26	22.6	1.43	5.00	26	182.5	4.52	5.14	94.44
27	27.3	1.73	6.73	27	120.6	2.99	3.40	97.84
28	22.7	1.44	8.16	28	63.8	1.58	1.80	99.64
29	53.4	3.38	11.54	29	11.6	0.29	0.33	99.96
30	55.1	3.49	15.03	30	1.3	0.03	0.04	100.00
31	59.2	3.75	18.77	31	0.0	0.00	0.00	100.00
32	89.5	5.66	24.44	32	0.0	0.00	0.00	100.00
33	97.9	6.19	30.63	Total	4033.6	100	100	
34	74.8	4.73	35.36	Hull wt	1404.0			
35	94.9	6.00	41.37	Wt w/o SS	3550.9			
36	143.0	9.05	50.42	Percent Hulls		25.82		
37	103.2	6.53	56.95	Percent Meats		74.18		
38	129.4	8.19	65.14			100		
39	123.5	7.81	72.95					
40	120.4	7.62	80.57					
41	142.2	9.00	89.57					
42	129.7	8.21	97.77					
44	23.4	1.48	99.25					
46	3.4	0.22	99.47					
48	8.4	0.53	100.00					
POD WT.	1580.4							



LOCATION 50 UPPT 2004 SIZE DISTRIBUTION CUMULATIVE WEIGHT PERCENT TABLE

N02006

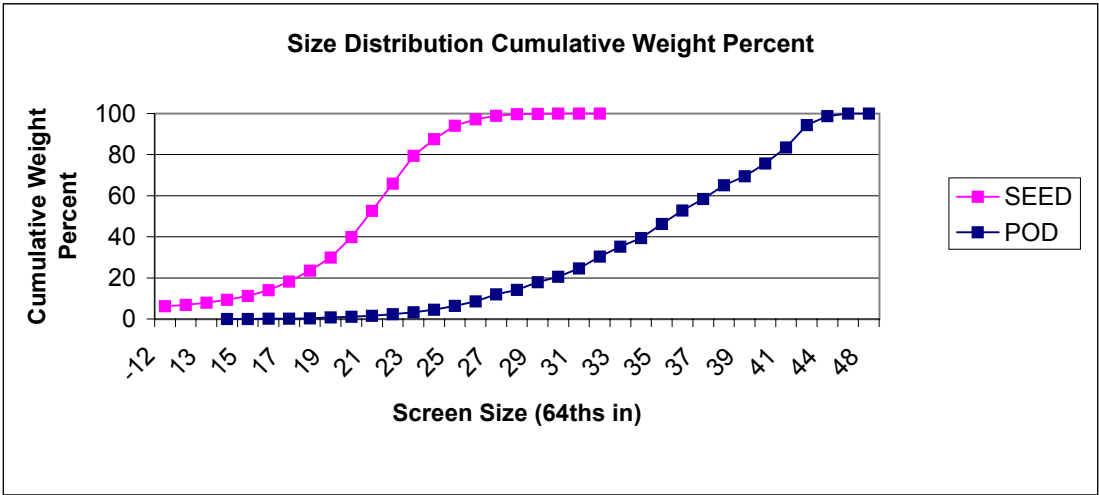
POD				SEED				
SCREEN SIZE	Weight	Wt %	Cum. Wt. %	SCREEN SIZE	Weight	Wt %	Wt % w/o SS	Cum. Wt %
				SS	636.3	16.30	---	---
				-12 & -20R	167.0	4.28	5.11	5.11
				12	10.3	0.26	0.32	5.43
				13	21.0	0.54	0.64	6.07
14	0.0	0.00	0.00	14	29.5	0.76	0.90	6.97
15	0.0	0.00	0.00	15	52.4	1.34	1.60	8.57
16	0.0	0.00	0.00	16	64.5	1.65	1.97	10.55
17	0.6	0.03	0.03	17	101.2	2.59	3.10	13.65
18	1.2	0.07	0.10	18	122.7	3.14	3.75	17.40
19	1.3	0.07	0.18	19	152.6	3.91	4.67	22.07
20	2.7	0.15	0.33	20	221.1	5.66	6.77	28.84
21	4.0	0.23	0.56	21	323.8	8.29	9.91	38.75
22	5.5	0.31	0.87	22	387.3	9.92	11.85	50.60
23	10.5	0.60	1.47	23	454.4	11.64	13.91	64.50
24	8.8	0.50	1.97	24	366.1	9.38	11.20	75.71
25	13.9	0.79	2.76	25	371.0	9.50	11.35	87.06
26	14.9	0.85	3.61	26	194.6	4.98	5.96	93.02
27	39.1	2.23	5.84	27	154.5	3.96	4.73	97.74
28	33.5	1.91	7.74	28	59.3	1.52	1.81	99.56
29	31.9	1.82	9.56	29	11.2	0.29	0.34	99.90
30	41.8	2.38	11.94	30	3.2	0.08	0.10	100.00
31	44.6	2.54	14.48	31	0.0	0.00	0.00	100.00
32	91.6	5.22	19.70	32	0.0	0.00	0.00	100.00
33	84.9	4.83	24.53	Total	3904.0	100	100	
34	96.1	5.47	30.00	Hull wt	1555.2			
35	119.5	6.80	36.81	Wt w/o SS	3267.7			
36	123.1	7.01	43.82	Percent Hulls		28.49		
37	149.5	8.51	52.33	Percent Meats		71.51		
38	129.1	7.35	59.68			100		
39	159.2	9.07	68.75					
40	140.7	8.01	76.76					
41	150.4	8.56	85.32					
42	187.4	10.67	95.99					
44	48.5	2.76	98.75					
46	19.5	1.11	99.86					
48	2.4	0.14	100.00					
POD WT.	1756.2							



LOCATION 50 UPPT 2004 SIZE DISTRIBUTION CUMULATIVE WEIGHT PERCENT TABLE

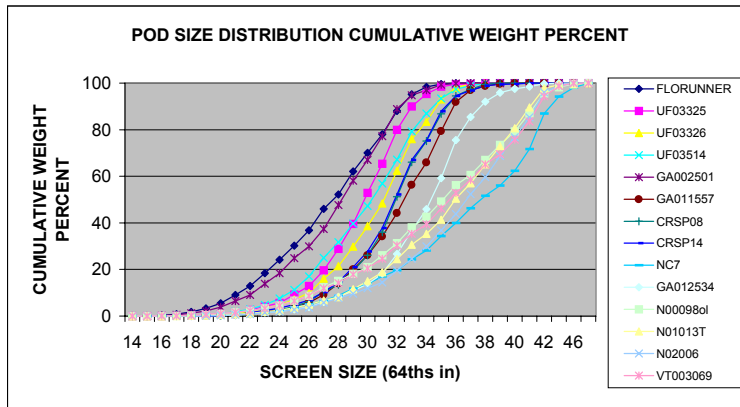
VT003069

POD				SEED				
SCREEN SIZE	Weight	Wt %	Cum. Wt. %	SCREEN SIZE	Weight	Wt %	Wt % w/o SS	Cum. Wt %
				SS	532.4	13.51	---	---
				-12 & -20R	214.0	5.43	6.28	6.28
				12	18.8	0.48	0.55	6.83
				13	39.0	0.99	1.14	7.97
14	0.0	0.00	0.00	14	48.1	1.22	1.41	9.38
15	0.2	0.01	0.01	15	64.7	1.64	1.90	11.28
16	1.2	0.07	0.09	16	92.3	2.34	2.71	13.99
17	1.4	0.09	0.17	17	147.0	3.73	4.31	18.30
18	2.1	0.13	0.30	18	178.5	4.53	5.24	23.53
19	7.9	0.49	0.79	19	216.9	5.50	6.36	29.89
20	4.5	0.28	1.07	20	339.7	8.62	9.96	39.86
21	8.2	0.51	1.58	21	435.1	11.04	12.76	52.62
22	11.2	0.70	2.28	22	454.9	11.54	13.34	65.96
23	15.6	0.97	3.25	23	459.8	11.66	13.49	79.44
24	20.5	1.27	4.52	24	278.3	7.06	8.16	87.61
25	30.6	1.90	6.42	25	220.1	5.58	6.46	94.06
26	35.3	2.19	8.61	26	104.7	2.66	3.07	97.13
27	53.9	3.35	11.95	27	62.1	1.58	1.82	98.95
28	35.7	2.22	14.17	28	24.8	0.63	0.73	99.68
29	60.0	3.72	17.89	29	6.2	0.16	0.18	99.86
30	42.2	2.62	20.51	30	4.7	0.12	0.14	100.00
31	66.5	4.13	24.64	31	0.0	0.00	0.00	100.00
32	91.2	5.66	30.30	32	0.0	0.00	0.00	100.00
33	79.9	4.96	35.26	Total	3942.1	100	100	
34	67.3	4.18	39.44	Hull wt	1439.6			
35	109.2	6.78	46.21	Wt w/o SS	3409.7			
36	106.8	6.63	52.84	Percent Hulls		26.75		
37	90.5	5.62	58.46	Percent Meats		73.25		
38	107.2	6.65	65.11			100		
39	70.6	4.38	69.49					
40	99.4	6.17	75.66					
41	127.3	7.90	83.57					
42	173.9	10.79	94.36					
44	70.7	4.39	98.75					
46	20.2	1.25	100.00					
48	0.0	0.00	100.00					
POD WT.	1611.2							



LOCATION 50 UPPT 2004 POD SIZE DISTRIBUTION CUMULATIVE WEIGHT PERCENT TABLE

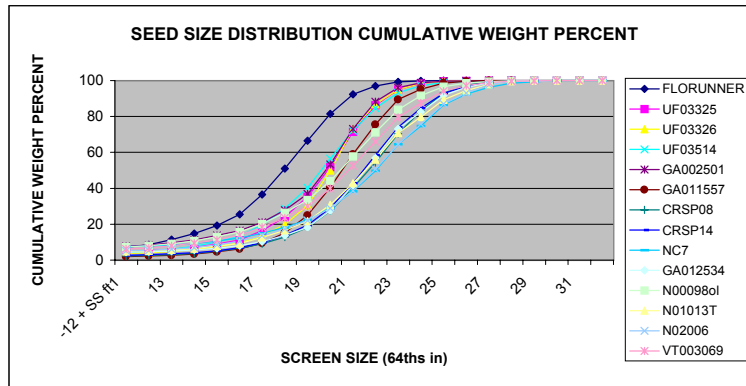
SCREEN SIZE	ENTRY NUMBER													
	FLORUNNER	UF03325	UF03326	UF03514	GA002501	GA011557	CRSP08	CRSP14	NC7	GA012534	N000980l	N01013T	N02006	VT003069
14	0.00	0.00	0.00	0.00	0.00	0.00	0.00	0.00	0.00	0.00	0.00	0.00	0.00	0.00
15	0.02	0.00	0.00	0.00	0.02	0.00	0.00	0.00	0.00	0.00	0.02	0.00	0.00	0.01
16	0.27	0.02	0.02	0.04	0.14	0.00	0.00	0.00	0.01	0.01	0.07	0.00	0.00	0.09
17	0.84	0.10	0.13	0.13	0.60	0.06	0.01	0.00	0.01	0.01	0.13	0.04	0.03	0.17
18	1.73	0.32	0.28	0.26	1.21	0.09	0.03	0.00	0.07	0.08	0.24	0.16	0.10	0.30
19	3.34	0.48	0.39	0.47	2.18	0.21	0.12	0.06	0.30	0.13	0.41	0.27	0.18	0.79
20	5.51	0.95	0.61	1.01	3.90	0.25	0.15	0.20	0.47	0.24	0.94	0.54	0.33	1.07
21	9.00	1.70	0.92	1.95	6.41	0.57	0.44	0.61	0.65	0.48	1.62	0.84	0.56	1.58
22	12.95	2.55	1.92	2.95	9.09	0.98	0.80	1.46	1.07	0.85	2.36	1.08	0.87	2.28
23	18.38	4.12	3.41	4.80	13.84	2.12	1.67	2.37	1.55	1.56	3.34	1.90	1.47	3.25
24	24.20	5.70	4.65	7.58	18.46	2.64	2.37	3.48	2.28	1.86	4.57	2.51	1.97	4.52
25	30.16	9.18	7.16	11.28	24.88	3.77	4.26	4.99	3.70	2.91	6.54	3.57	2.76	6.42
26	36.82	12.85	9.92	17.04	30.01	5.75	6.14	6.88	5.05	3.82	8.67	5.00	3.61	8.61
27	46.01	19.61	16.01	25.04	37.30	9.21	10.47	10.31	6.60	5.99	12.37	6.73	5.84	11.95
28	52.21	28.86	21.44	31.74	47.63	13.98	13.46	14.49	8.80	8.31	15.04	8.16	7.74	14.17
29	62.14	39.54	29.75	39.76	58.16	19.99	19.34	21.07	11.77	10.79	18.19	11.54	9.56	17.89
30	70.01	52.94	38.63	47.19	67.05	26.16	26.12	27.69	13.76	13.73	20.97	15.03	11.94	20.51
31	77.96	65.44	48.31	56.91	77.24	34.26	36.00	37.83	17.04	18.31	26.09	18.77	14.48	24.64
32	88.07	79.88	62.37	67.11	88.83	44.20	51.25	52.25	19.69	26.71	31.31	24.44	19.70	30.30
33	95.14	90.03	75.92	79.29	94.72	56.36	66.03	67.00	24.25	36.72	38.06	30.63	24.53	35.26
34	98.30	95.34	83.36	86.99	96.98	65.97	75.10	75.41	28.21	45.95	42.61	35.36	30.00	39.44
35	99.53	98.53	93.06	93.41	99.36	79.34	86.84	87.95	34.41	59.14	49.21	41.37	36.81	46.21
36	100.00	99.43	98.08	97.37	99.87	91.95	94.57	94.48	39.97	75.51	56.18	50.42	43.82	52.84
37	100.00	99.61	99.56	98.90	100.00	97.02	97.42	96.79	46.27	85.40	60.59	56.95	52.33	58.46
38	100.00	100.00	100.00	100.00	100.00	98.71	99.51	98.86	51.64	91.96	67.03	65.14	59.68	65.11
39	100.00	100.00	100.00	100.00	100.00	99.76	100.00	99.45	56.00	95.82	73.43	72.95	68.75	69.49
40	100.00	100.00	100.00	100.00	100.00	100.00	100.00	99.59	62.36	97.59	79.28	80.57	76.76	75.66
41	100.00	100.00	100.00	100.00	100.00	100.00	100.00	100.00	71.66	98.53	87.05	89.57	85.32	83.57
42	100.00	100.00	100.00	100.00	100.00	100.00	100.00	100.00	86.94	99.75	95.54	97.77	95.99	94.36
44	100.00	100.00	100.00	100.00	100.00	100.00	100.00	100.00	94.28	100.00	98.22	99.25	98.75	98.75
46	100.00	100.00	100.00	100.00	100.00	100.00	100.00	100.00	98.14	100.00	99.73	99.47	99.86	100.00
48	100.00	100.00	100.00	100.00	100.00	100.00	100.00	100.00	100.00	100.00	100.00	100.00	100.00	100.00



LOCATION 50 UPPT 2004 SEED SIZE DISTRIBUTION CUMULATIVE WEIGHT PERCENT TABLE

SCREEN SIZE	ENTRY NUMBER													
	FLORUNNER	UF03325	UF03326	UF03514	GA002501	GA011557	CRSP08	CRSP14	NC7	GA012534	N000980l	N01013T	N02006	VT003069
-12 + SS ft1	7.15	5.06	3.73	4.31	7.59	2.05	2.30	2.68	7.56	4.37	7.26	4.77	5.11	6.28
12	8.58	5.39	4.10	4.93	8.35	2.36	2.64	3.00	7.90	4.60	7.96	5.09	5.43	6.83
13	11.33	6.07	4.80	6.01	9.67	2.74	3.05	3.58	8.41	4.98	9.17	5.71	6.07	7.97
14	14.72	7.06	5.86	7.62	11.26	3.46	3.76	4.13	9.30	5.71	10.64	6.46	6.97	9.38
15	19.28	8.83	7.32	10.13	13.65	4.67	4.92	5.13	10.65	6.60	12.94	7.81	8.57	11.28
16	25.55	11.29	9.55	13.48	16.32	6.25	6.53	6.94	12.26	7.98	15.72	9.28	10.55	13.99
17	36.60	16.40	13.57	19.66	20.97	9.50	9.15	9.79	15.02	10.29	20.19	12.62	13.65	18.30
18	50.94	24.08	19.75	28.76	27.89	15.10	12.91	13.93	18.19	13.73	26.34	16.55	17.40	23.53
19	66.57	35.38	30.49	40.31	36.92	25.02	18.18	19.35	22.47	18.09	33.54	21.82	22.07	29.89
20	81.41	51.85	49.90	56.51	53.25	40.41	27.36	29.06	29.06	27.56	43.96	30.91	28.84	39.86
21	92.40	71.52	73.00	72.19	73.09	58.96	40.23	42.70	38.30	41.73	57.75	42.70	38.75	52.62
22	97.04	86.26	86.88	84.76	88.17	75.51	54.44	58.49	49.68	56.79	71.09	55.97	50.60	65.96
23	99.26	95.05	95.07	93.18	96.03	89.55	70.45	73.96	64.55	73.09	83.78	70.78	64.50	79.44
24	99.84	98.39	98.45	97.19	98.72	95.26	82.99	84.62	74.77	82.53	91.69	79.70	75.71	87.61
25	100.00	99.70	99.72	98.90	99.71	98.66	93.08	92.87	86.39	91.81	96.55	89.30	87.06	94.06
26	100.00	99.90	99.89	99.54	99.89	99.59	97.58	96.87	92.50	96.27	98.64	94.44	93.02	97.13
27	100.00	99.98	100.00	99.84	100.00	99.95	99.36	98.96	96.18	98.67	99.53	97.84	97.74	98.95
28	100.00	100.00	100.00	100.00	100.00	100.00	99.91	99.79	98.50	99.57	99.91	99.64	99.56	99.68
29	100.00	100.00	100.00	100.00	100.00	100.00	100.00	99.83	99.28	99.92	99.96	99.96	99.90	99.86
30	100.00	100.00	100.00	100.00	100.00	100.00	100.00	100.00	99.95	100.00	100.00	100.00	100.00	100.00
31	100.00	100.00	100.00	100.00	100.00	100.00	100.00	100.00	99.95	100.00	100.00	100.00	100.00	100.00
32	100.00	100.00	100.00	100.00	100.00	100.00	100.00	100.00	100.00	100.00	100.00	100.00	100.00	100.00

1 SS ft IS -17R, -20R, OR -16R FOR RUNNER, VIRGINIA OR SPANISH MARKET TYPES, RESPECTIVELY



LOCATION 50 UPPT 2004 SEED COUNT/POUND TABLE

FLORUNNER

Weight of 100 seed

	Wt (g)	Wt of 1 seed	Count/lb
Jumbo	68.5	0.685	662
Medium	51.7	0.517	877
Number 1	34.7	0.347	1307
Splits	20.2	0.202	2246

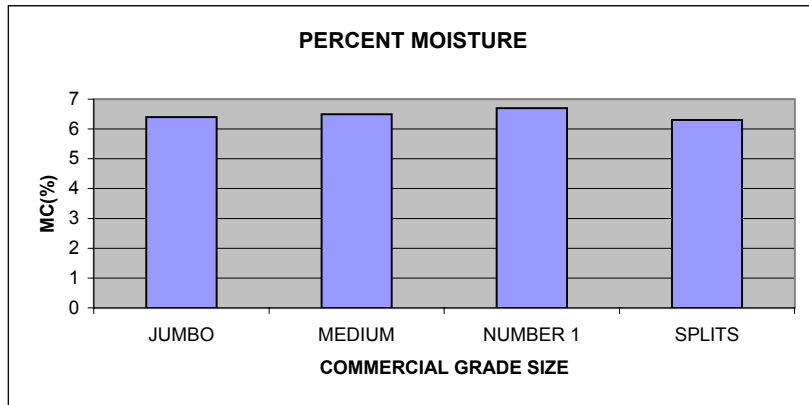
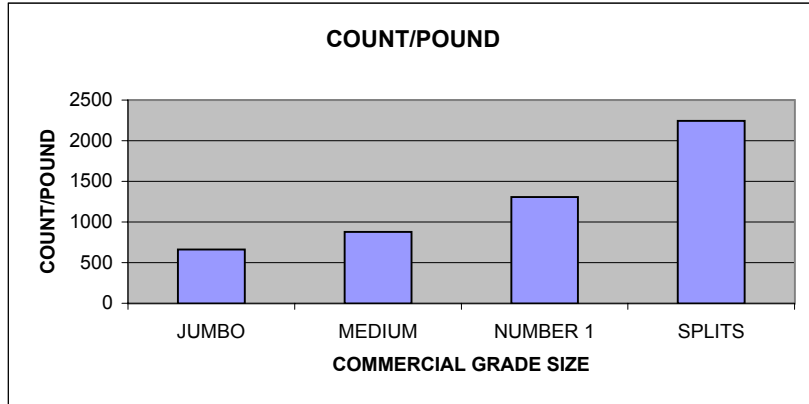
LOCATION 50 SEED MOISTURE CONTENT TABLE

FLORUNNER

GAC 2000 Percent Moisture & Density

		kg/hl
Jumbo	6.4	57.5
Medium	6.5	59.9
Number 1	6.7	62.0
Splits	6.3	55.4

* NA INDICATES THAT THERE WAS NOT ENOUGH MATERIAL FOR THE GAC 2000 TO READ



LOCATION 50 UPPT 2004 SEED COUNT/POUND TABLE

UF03325

Weight of 100 seed

	Wt (g)	Wt of 1 seed	Count/lb
Jumbo	76.3	0.763	594
Medium	57.5	0.575	789
Number 1	40.3	0.403	1126
Splits	28.3	0.283	1603

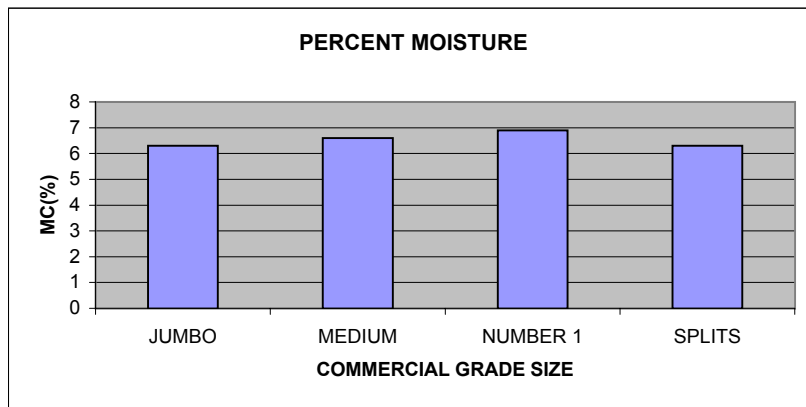
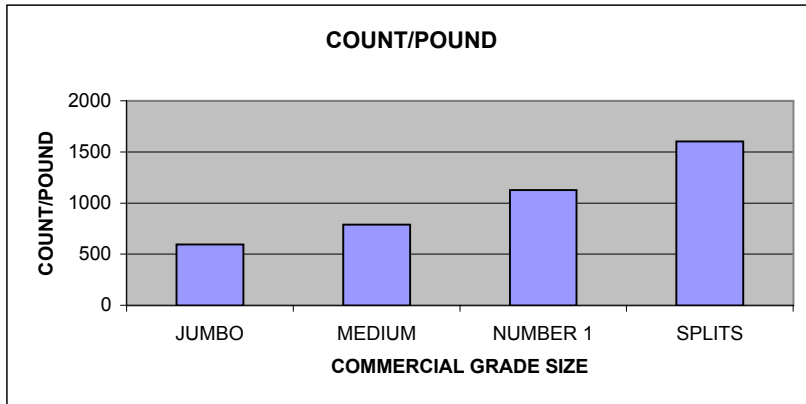
LOCATION 50 SEED MOISTURE CONTENT TABLE

UF03325

GAC 2000 Percent Moisture & Density

	MC*	kg/hl
Jumbo	6.3	58.3
Medium	6.6	60.0
Number 1	6.9	61.1
Splits	6.3	53.5

* NA INDICATES THAT THERE WAS NOT ENOUGH MATERIAL FOR THE GAC 2000 TO READ



LOCATION 50 UPPT 2004 SEED COUNT/POUND TABLE

UF03326

Weight of 100 seed

	Wt (g)	Wt of 1 seed	Count/lb
Jumbo	78.7	0.787	576
Medium	60.3	0.603	752
Number 1	35.7	0.357	1271
Splits	29.2	0.292	1553

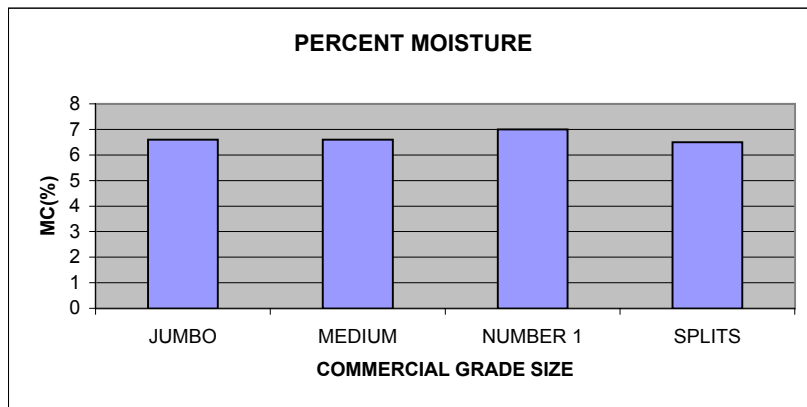
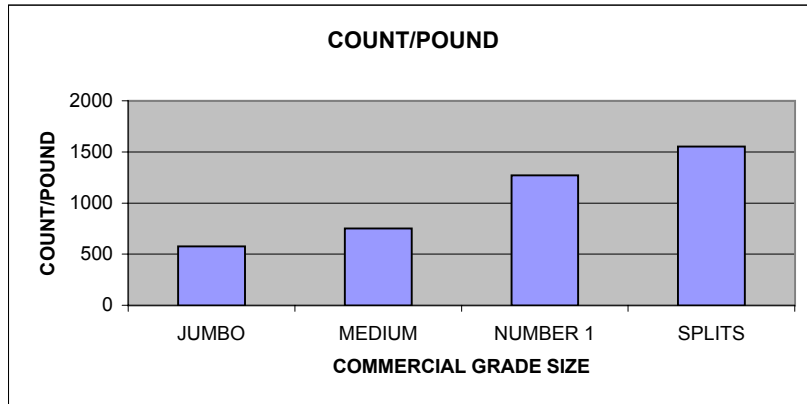
LOCATION 50 SEED MOISTURE CONTENT TABLE

UF03326

GAC 2000 Percent Moisture & Density

	MC*	kg/hl
Jumbo	6.6	58.3
Medium	6.6	60.7
Number 1	7.0	61.3
Splits	6.5	55.2

* NA INDICATES THAT THERE WAS NOT ENOUGH MATERIAL FOR THE GAC 2000 TO READ



LOCATION 50 UPPT 2004 SEED COUNT/POUND TABLE

UF03514

Weight of 100 seed

	Wt (g)	Wt of 1 seed	Count/lb
Jumbo	65.5	0.655	693
Medium	48.9	0.489	928
Number 1	36.2	0.362	1253
Splits	27.1	0.271	1674

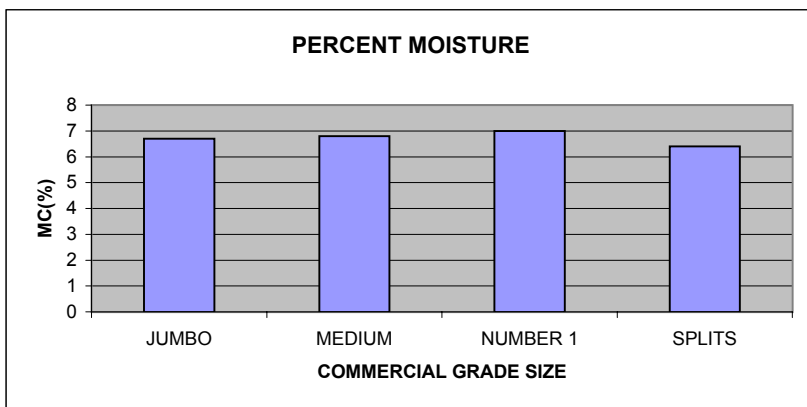
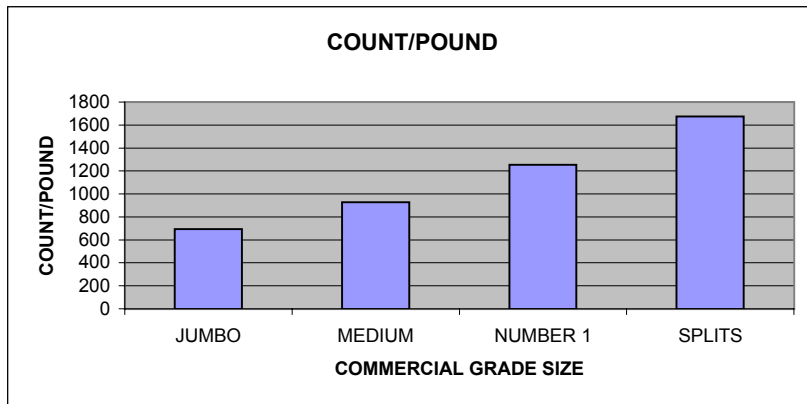
LOCATION 50 SEED MOISTURE CONTENT TABLE

UF03514

GAC 2000 Percent Moisture & Density

	MC*	kg/hl
Jumbo	6.7	57.6
Medium	6.8	59.9
Number 1	7.0	61.6
Splits	6.4	53.6

* NA INDICATES THAT THERE WAS NOT ENOUGH MATERIAL FOR THE GAC 2000 TO READ



LOCATION 50 UPPT 2004 SEED COUNT/POUND TABLE

GA002501

Weight of 100 seed

	Wt (g)	Wt of 1 seed	Count/lb
Jumbo	68.2	0.682	665
Medium	52.0	0.520	872
Number 1	31.1	0.311	1459
Splits	23.6	0.236	1922

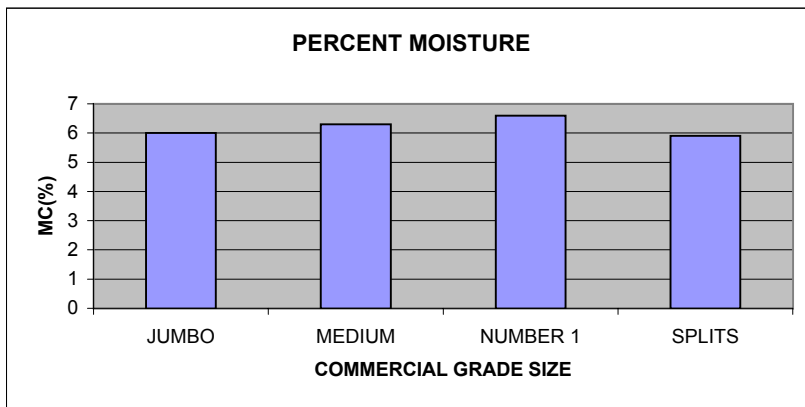
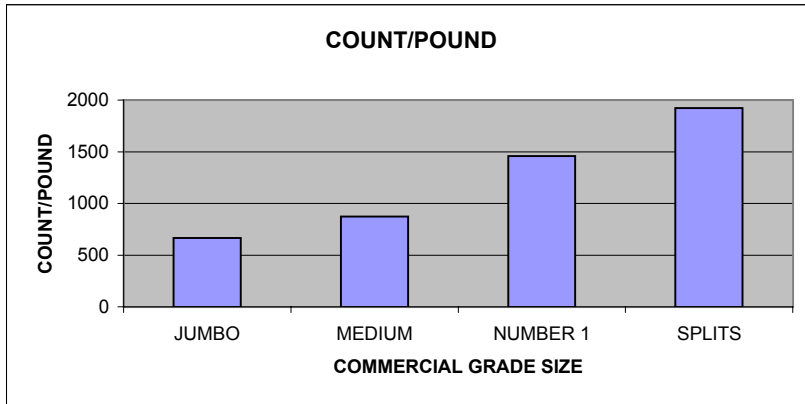
LOCATION 50 SEED MOISTURE CONTENT TABLE

GA002501

GAC 2000 Percent Moisture & Density

	MC*	kg/hl
Jumbo	6.0	56.3
Medium	6.3	59.2
Number 1	6.6	60.1
Splits	5.9	55.2

* NA INDICATES THAT THERE WAS NOT ENOUGH MATERIAL FOR THE GAC 2000 TO READ



LOCATION 50 UPPT 2004 SEED COUNT/POUND TABLE

GA011557

Weight of 100 seed

	Wt (g)	Wt of 1 seed	Count/lb
Jumbo	78.0	0.780	582
Medium	58.5	0.585	775
Number 1	36.3	0.363	1250
Splits	28.9	0.289	1570

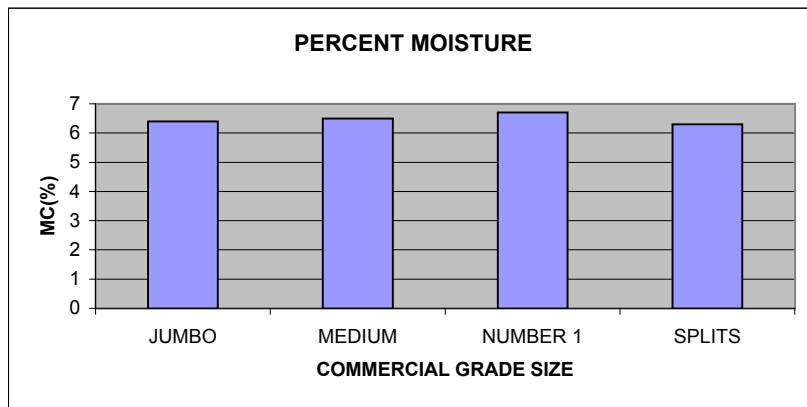
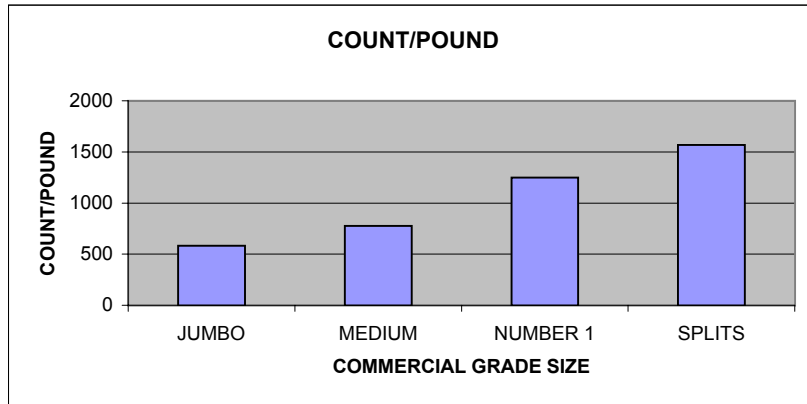
LOCATION 50 SEED MOISTURE CONTENT TABLE

GA011557

GAC 2000 Percent Moisture & Density

	MC*	kg/hl
Jumbo	6.4	58.4
Medium	6.5	61.2
Number 1	6.7	NA
Splits	6.3	56.4

* NA INDICATES THAT THERE WAS NOT ENOUGH MATERIAL FOR THE GAC 2000 TO READ



LOCATION 50 UPPT 2004 SEED COUNT/POUND TABLE

CRSP08

Weight of 100 seed

	Wt (g)	Wt of 1 seed	Count/lb
Jumbo	77.4	0.774	586
Medium	54.0	0.540	840
Number 1	35.7	0.357	1271
Splits	28.7	0.287	1580

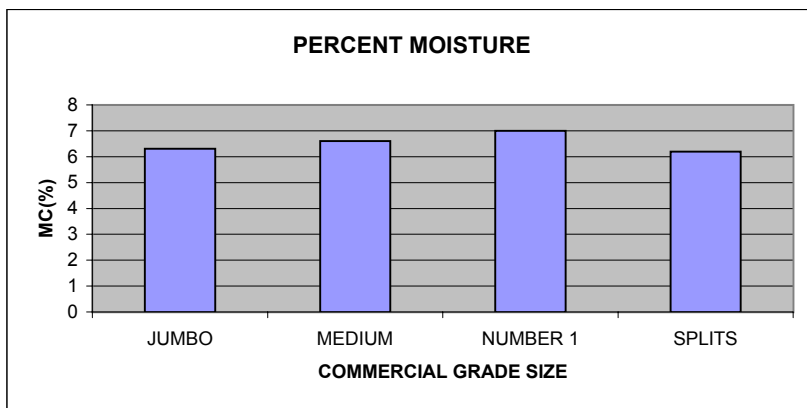
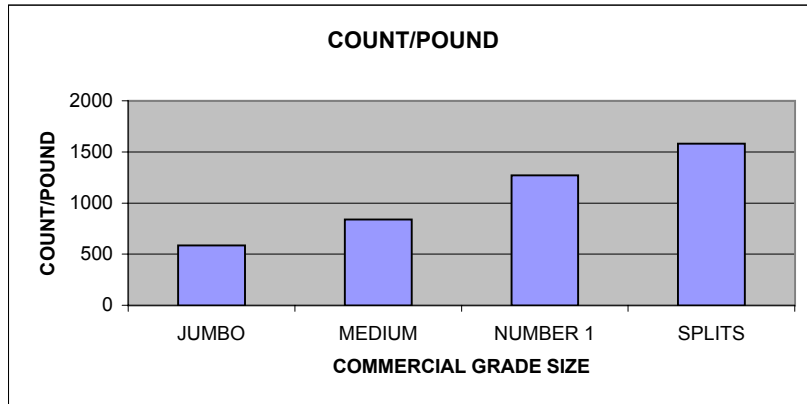
LOCATION 50 SEED MOISTURE CONTENT TABLE

CRSP08

GAC 2000 Percent Moisture & Density

	MC*	kg/hl
Jumbo	6.3	59.4
Medium	6.6	61.1
Number 1	7.0	NA
Splits	6.2	55.1

* NA INDICATES THAT THERE WAS NOT ENOUGH MATERIAL FOR THE GAC 2000 TO READ



LOCATION 50 UPPT 2004 SEED COUNT/POUND TABLE

CRSP14

Weight of 100 seed

	Wt (g)	Wt of 1 seed	Count/lb
Jumbo	76.5	0.765	593
Medium	53.9	0.539	842
Number 1	34.0	0.340	1334
Splits	25.5	0.255	1779

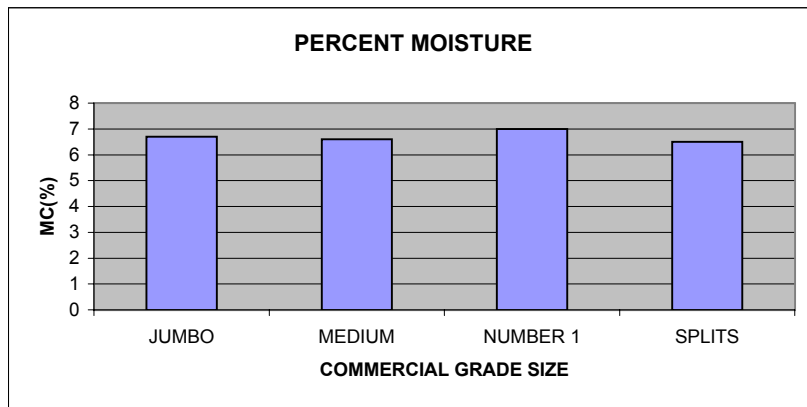
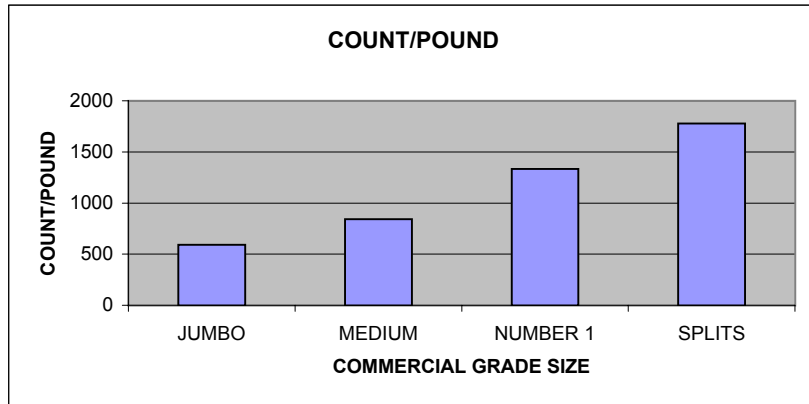
LOCATION 50 SEED MOISTURE CONTENT TABLE

CRSP14

GAC 2000 Percent Moisture & Density

	MC*	kg/hl
Jumbo	6.7	57.2
Medium	6.6	61.0
Number 1	7.0	NA
Splits	6.5	51.0

* NA INDICATES THAT THERE WAS NOT ENOUGH MATERIAL FOR THE GAC 2000 TO READ



LOCATION 50 UPPT 2004 SEED COUNT/POUND TABLE

NC7

Weight of 100 seed

	Wt (g)	Wt of 1 seed	Count/lb
ELK	96.2	0.962	472
Medium	50.5	0.505	898
Number 1	37.1	0.371	1223
Splits	40.2	0.402	1128

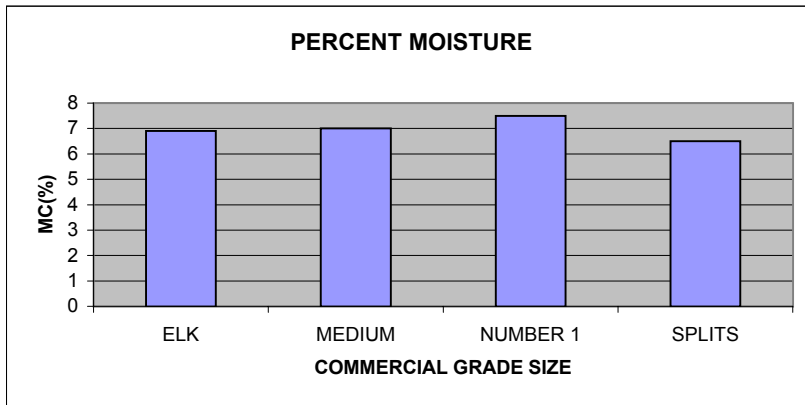
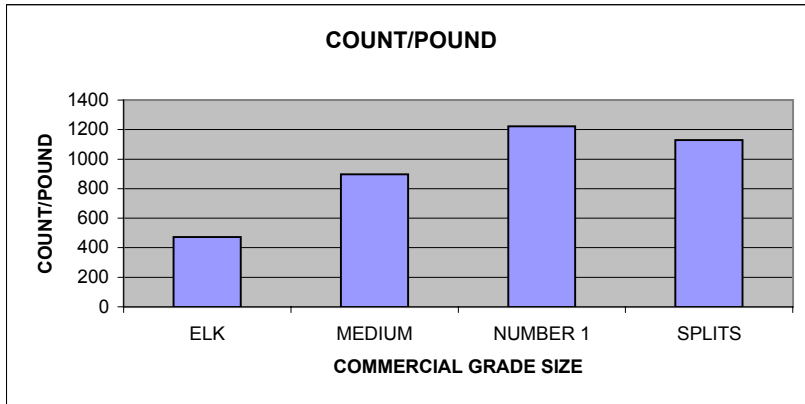
LOCATION 50 SEED MOISTURE CONTENT TABLE

NC7

GAC 2000 Percent Moisture & Density

	MC*	kg/hl
ELK	6.9	55.1
Medium	7.0	58.4
Number 1	7.5	NA
Splits	6.5	52.6

* NA INDICATES THAT THERE WAS NOT ENOUGH MATERIAL FOR THE GAC 2000 TO READ



LOCATION 50 UPPT 2004 SEED COUNT/POUND TABLE

GA012534

Weight of 100 seed

	Wt (g)	Wt of 1 seed	Count/lb
ELK	86.6	0.866	524
Medium	52.7	0.527	861
Number 1	32.8	0.328	1383
Splits	37.1	0.371	1223

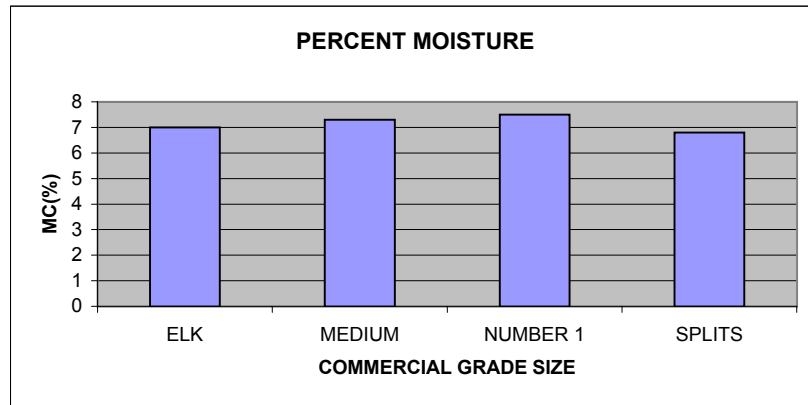
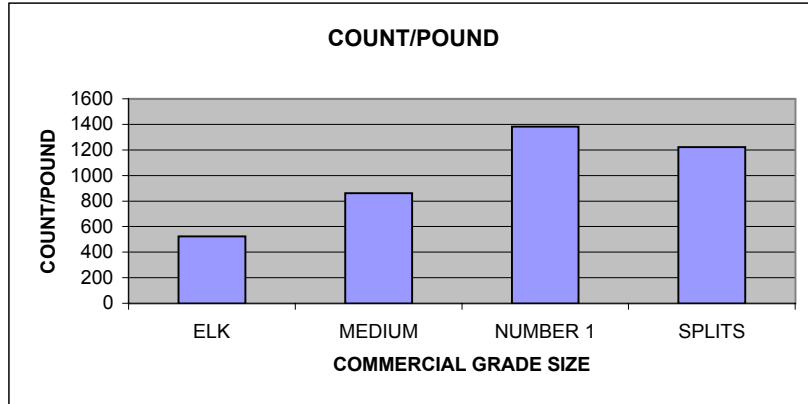
LOCATION 50 SEED MOISTURE CONTENT TABLE

GA012534

GAC 2000 Percent Moisture & Density

	MC*	kg/hl
ELK	7.0	57.5
Medium	7.3	59.6
Number 1	7.5	NA
Splits	6.8	54.5

* NA INDICATES THAT THERE WAS NOT ENOUGH MATERIAL FOR THE GAC 2000 TO READ



LOCATION 50 UPPT 2004 SEED COUNT/POUND TABLE

N00098ol

Weight of 100 seed

	Wt (g)	Wt of 1 seed	Count/lb
ELK	93.1	0.931	487
Medium	59.6	0.596	761
Number 1	38.3	0.383	1184
Splits	37.2	0.372	1219

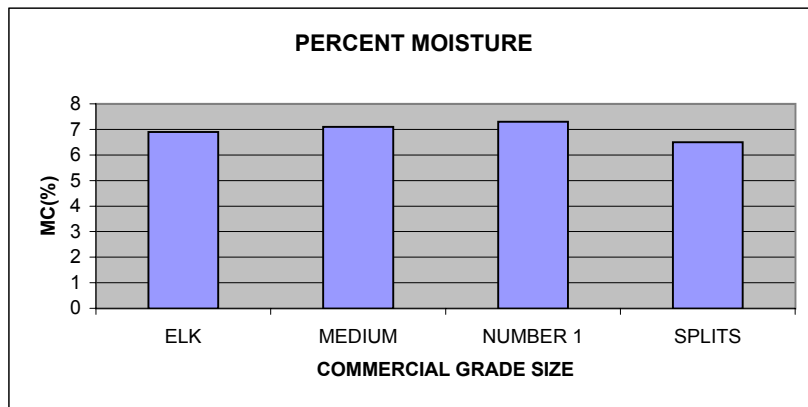
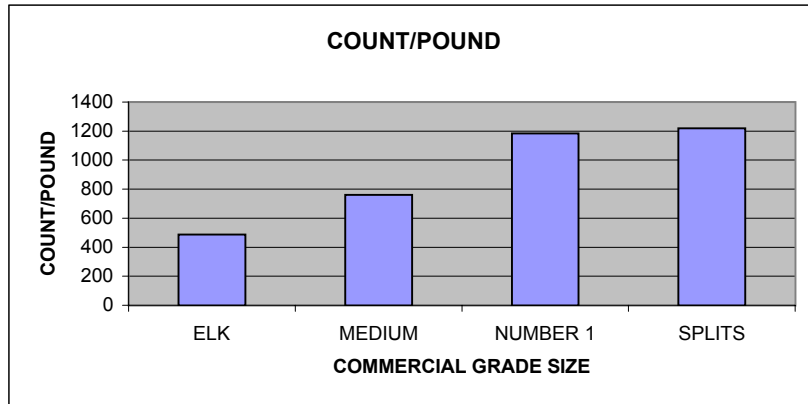
LOCATION 50 SEED MOISTURE CONTENT TABLE

N00098ol

GAC 2000 Percent Moisture & Density

	MC*	kg/hl
ELK	6.9	55.6
Medium	7.1	58.4
Number 1	7.3	61.2
Splits	6.5	54.0

* NA INDICATES THAT THERE WAS NOT ENOUGH MATERIAL FOR THE GAC 2000 TO READ



LOCATION 50 UPPT 2004 SEED COUNT/POUND TABLE

N01013T

Weight of 100 seed

	Wt (g)	Wt of 1 seed	Count/lb
ELK	96.1	0.961	472
Medium	55.3	0.553	820
Number 1	37.4	0.374	1213
Splits	39.2	0.392	1157

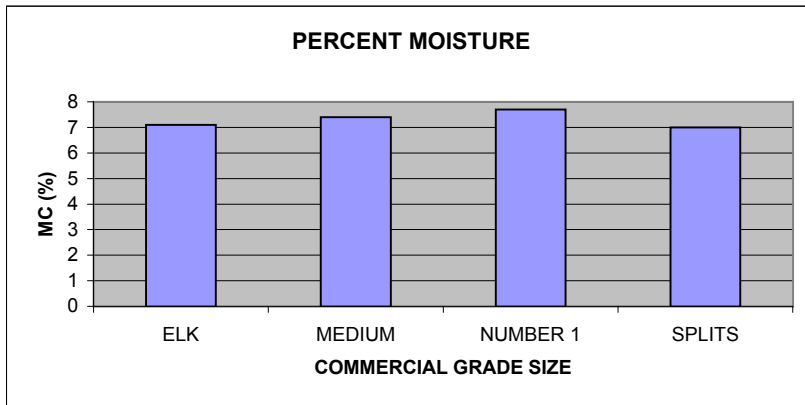
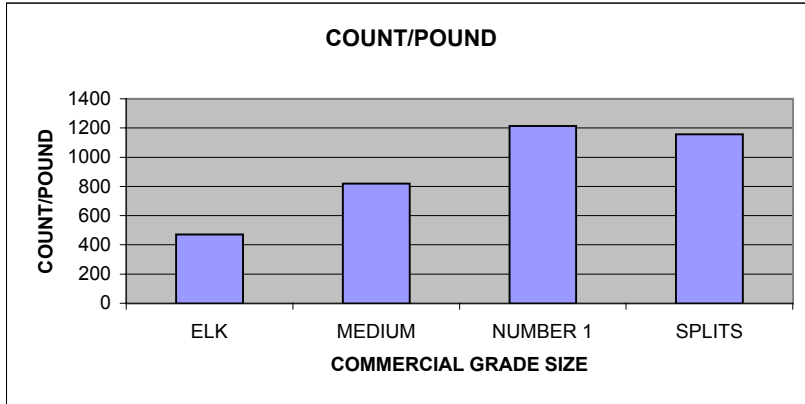
LOCATION 50 SEED MOISTURE CONTENT TABLE

N01013T

GAC 2000 Percent Moisture & Density

	MC*	kg/hl
ELK	7.1	56.2
Medium	7.4	60.2
Number 1	7.7	60.0
Splits	7.0	53.5

* NA INDICATES THAT THERE WAS NOT ENOUGH MATERIAL FOR THE GAC 2000 TO READ



LOCATION 50 UPPT 2004 SEED COUNT/POUND TABLE

N02006

Weight of 100 seed

	Wt (g)	Wt of 1 seed	Count/lb
ELK	96.6	0.966	470
Medium	53.9	0.539	842
Number 1	37.6	0.376	1206
Splits	44.4	0.444	1022

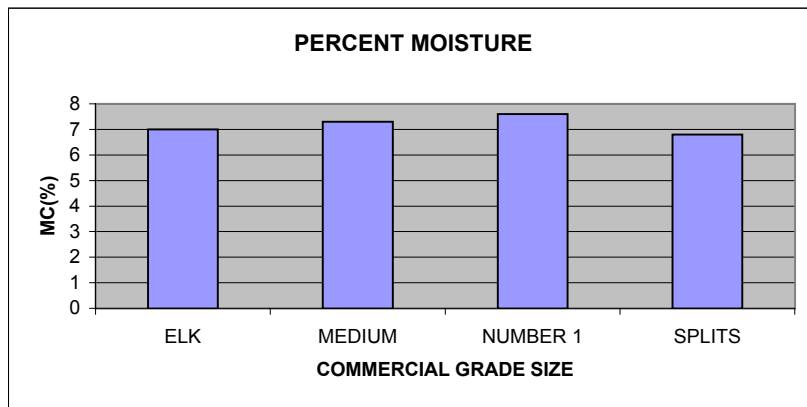
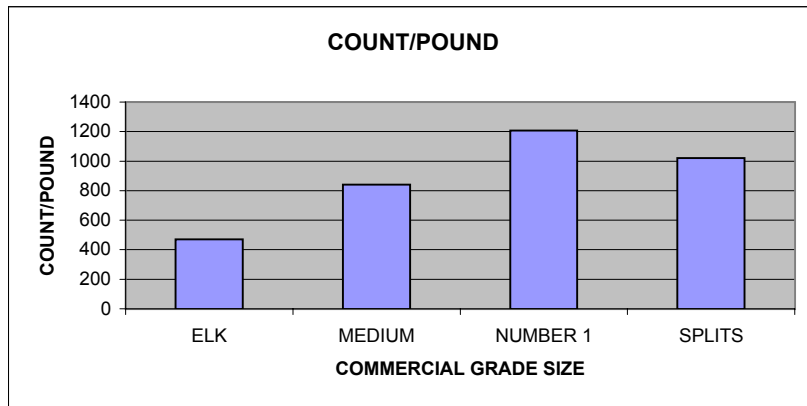
LOCATION 50 SEED MOISTURE CONTENT TABLE

N02006

GAC 2000 Percent Moisture & Density

	MC*	kg/hl
ELK	7.0	55.2
Medium	7.3	58.8
Number 1	7.6	58.8
Splits	6.8	54.3

* NA INDICATES THAT THERE WAS NOT ENOUGH MATERIAL FOR THE GAC 2000 TO READ



LOCATION 50 UPPT 2004 SEED COUNT/POUND TABLE

VT003069

Weight of 100 seed

	Wt (g)	Wt of 1 seed	Count/lb
ELK	98.9	0.989	459
Medium	61.1	0.611	742
Number 1	39.8	0.398	1140
Splits	39.6	0.396	1145

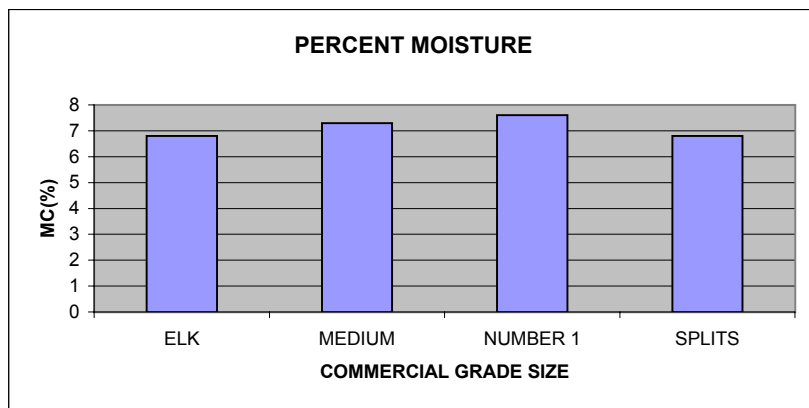
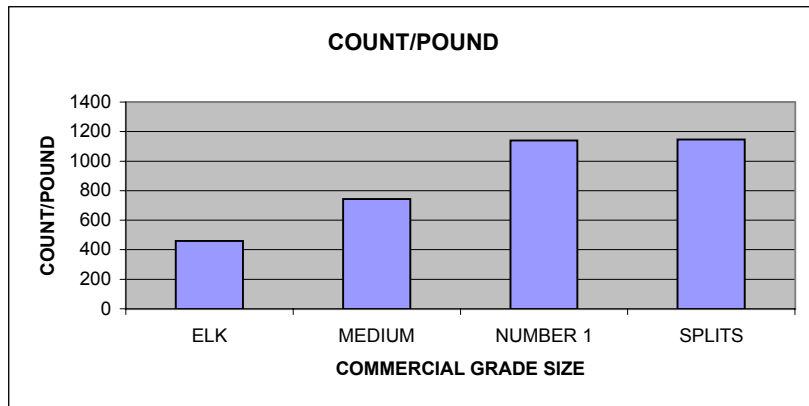
LOCATION 50 SEED MOISTURE CONTENT TABLE

VT003069

GAC 2000 Percent Moisture & Density

	MC*	kg/hl
ELK	6.8	55.9
Medium	7.3	57.7
Number 1	7.6	59.6
Splits	6.8	52.0

* NA INDICATES THAT THERE WAS NOT ENOUGH MATERIAL FOR THE GAC 2000 TO READ



LOCATION 50 UPPT 2004 SHELLING DATA

VARIETY: FLORUNNER DATE: NOV. 04, 2004

VARIETY: UF03325 DATE: NOV. 04, 2004

STAGE	GRATE		WEIGHT	TIME
1st	27	initial	5289.7	131 sec.
		grams shelled / min	1367.0	
2nd	24	unshelled	2305.1	192 sec.
		grams shelled / min	338.2	
3rd	21	unshelled	1223.0	269 sec.
		grams shelled / min	153.9	
4th	18	unshelled	533.1	327 sec.
		grams shelled / min	97.8	
5th	16	unshelled	114.3	78 sec.
		grams shelled / min	74.0	
6th		unshelled		
		grams shelled / min		
		Final grams unshelled	18.1	
		Total grams shelled	5289.7	16.62 min.
		Total grams shelled / min	318.3	
		HULLS	1390.3	

GRATE		WEIGHT	TIME	
28	initial	5190.3	139 sec.	
	grams shelled / min	1565.4		
25	unshelled	1563.7	118 sec.	
	grams shelled / min	469.1		
22	unshelled	641.2	159 sec.	
	grams shelled / min	169.5		
19	unshelled	192.1	96 sec.	
	grams shelled / min	120.1		
16	unshelled	33.9	35 sec.	
	grams shelled / min	49.9		
		Final grams unshelled	4.8	
		Total grams shelled	5190.3	9.12 min.
		Total grams shelled / min	569.3	
		HULLS	1253.2	

VARIETY: UF03326 DATE: NOV. 04, 2004

VARIETY: UF03514 DATE: NOV. 04, 2004

STAGE	GRATE		WEIGHT	TIME
1st	29	initial	5103.2	123 sec.
		grams shelled / min	1812.0	
2nd	26	unshelled	1388.5	119 sec.
		grams shelled / min	435.4	
3rd	23	unshelled	525.0	116 sec.
		grams shelled / min	172.3	
4th	20	unshelled	191.9	59 sec.
		grams shelled / min	141.7	
5th	17	unshelled	52.6	34 sec.
		grams shelled / min	87.9	
6th		unshelled		
		grams shelled / min		
		Final grams unshelled	2.8	
		Total grams shelled	5103.2	7.52 min.
		Total grams shelled / min	678.9	
		HULLS	1247.5	

GRATE		WEIGHT	TIME	
30	initial	5221.7	109 sec.	
	grams shelled / min	1648.0		
27	unshelled	2227.9	114 sec.	
	grams shelled / min	597.2		
24	unshelled	1093.2	147 sec.	
	grams shelled / min	267.8		
21	unshelled	437.0	151 sec.	
	grams shelled / min	173.2		
18	unshelled	133.3	70 sec.	
	grams shelled / min	101.2		
16	unshelled	15.2	8 sec.	
	grams shelled / min	106.5		
		Final grams unshelled	1.0	
		Total grams shelled	5221.7	9.98 min.
		Total grams shelled / min	523.0	
		HULLS	1267.1	

VARIETY: GA002501 DATE: NOV. 04, 2004

VARIETY: GA011557 DATE: NOV. 05, 2004

STAGE	GRATE		WEIGHT	TIME
1st	29	initial	5242.2	92 sec.
		grams shelled / min	1470.1	
2nd	26	unshelled	2988.0	118 sec.
		grams shelled / min	517.9	
3rd	23	unshelled	1969.5	229 sec.
		grams shelled / min	#VALUE!	
4th	20	unshelled	*	218 sec.
		grams shelled / min	#VALUE!	
5th	17	unshelled	317.1	155 sec.
		grams shelled / min	114.3	
6th		unshelled		
		grams shelled / min		
		Final grams unshelled	21.8	
		Total grams shelled	5242.2	13.53 min.
		Total grams shelled / min	387.4	
		HULLS	1257.0	

GRATE		WEIGHT	TIME	
29	initial	5184.1	137 sec.	
	grams shelled / min	1782.1		
26	unshelled	1115.0	95 sec.	
	grams shelled / min	373.3		
23	unshelled	523.9	115 sec.	
	grams shelled / min	208.8		
20	unshelled	123.7	28 sec.	
	grams shelled / min	198.6		
17	unshelled	31.0	19 sec.	
	grams shelled / min	92.5		
		Final grams unshelled	1.7	
		Total grams shelled	5184.1	6.57 min.
		Total grams shelled / min	789.5	
		HULLS	1183.5	

* FAILED TO WEIGH

LOCATION 50 UPPT 2004 SHELLING DATA

VARIETY: CRSP08 DATE: NOV. 05, 2004

STAGE	GRATE		WEIGHT	TIME
1st	30	initial	5086.1	129 sec.
		grams shelled / min	1781.0	
2nd	27	unshelled	1256.9	94 sec.
		grams shelled / min	474.8	
3rd	24	unshelled	513.0	95 sec.
		grams shelled / min	212.9	
4th	21	unshelled	175.9	52 sec.
		grams shelled / min	157.8	
5th	18	unshelled	39.1	33 sec.
		grams shelled / min	60.0	
6th		unshelled		
		grams shelled / min		
		Final grams unshelled	6.1	
		Total grams shelled	5086.1	6.72 min.
		Total grams shelled / min	757.2	
		HULLS	1230.8	

VARIETY: CRSP14 DATE: NOV. 05, 2004

STAGE	GRATE		WEIGHT	TIME
1st	32	initial	5100.2	113 sec.
		grams shelled / min	1758.6	
2nd	29	unshelled	1788.2	70 sec.
		grams shelled / min	688.9	
3rd	26	unshelled	984.5	78 sec.
		grams shelled / min	310.4	
4th	23	unshelled	581.0	134 sec.
		grams shelled / min	194.0	
5th	20	unshelled	147.8	43 sec.
		grams shelled / min	153.9	
6th	17	unshelled	37.5	27 sec.
		grams shelled / min	83.3	
		Final grams unshelled	0.0	
		Total grams shelled	5100.2	7.75 min.
		Total grams shelled / min	658.1	
		HULLS	1290.4	

VARIETY: NC7 DATE: NOV. 05, 2004

STAGE	GRATE		WEIGHT	TIME
1st	34	initial	5239.1	108 sec.
		grams shelled / min	2280.6	
2nd	31	unshelled	1134.1	50 sec.
		grams shelled / min	404.8	
3rd	28	unshelled	796.8	56 sec.
		grams shelled / min	337.3	
4th	25	unshelled	482.0	63 sec.
		grams shelled / min	219.0	
5th	22	unshelled	252.1	56 sec.
		grams shelled / min	176.4	
6th	19	unshelled	87.5	29 sec.
		grams shelled / min	159.5	
		Final grams unshelled	10.4	
		Total grams shelled	5239.1	6.03 min.
		Total grams shelled / min	868.4	
		HULLS	1601.0	

VARIETY: GA012534 DATE: NOV. 05, 2004

STAGE	GRATE		WEIGHT	TIME
1st	31	initial	5182.5	206 sec.
		grams shelled / min	1154.5	
2nd	28	unshelled	1218.8	79 sec.
		grams shelled / min	522.9	
3rd	25	unshelled	530.3	67 sec.
		grams shelled / min	274.4	
4th	22	unshelled	223.9	53 sec.
		grams shelled / min	190.4	
5th	19	unshelled	55.7	24 sec.
		grams shelled / min	121.3	
6th		unshelled		
		grams shelled / min		
		Final grams unshelled	7.2	
		Total grams shelled	5182.5	7.15 min.
		Total grams shelled / min	724.8	
		HULLS	1247.5	

VARIETY: N000980l DATE: NOV. 05, 2004

STAGE	GRATE		WEIGHT	TIME
1st	32	initial	5248.1	135 sec.
		grams shelled / min	1648.1	
2nd	29	unshelled	1539.8	58 sec.
		grams shelled / min	514.2	
3rd	26	unshelled	1042.7	69 sec.
		grams shelled / min	273.0	
4th	23	unshelled	728.8	142 sec.
		grams shelled / min	185.7	
5th	20	unshelled	289.4	79 sec.
		grams shelled / min	147.4	
6th	17	unshelled	95.3	48 sec.
		grams shelled / min	111.3	
		Final grams unshelled	6.3	
		Total grams shelled	5248.1	8.85 min.
		Total grams shelled / min	593.0	
		HULLS	1596.4	

VARIETY: N01013T DATE: NOV. 05, 2004

STAGE	GRATE		WEIGHT	TIME
1st	31	initial	5272.0	208 sec.
		grams shelled / min	1236.0	
2nd	28	unshelled	987.3	76 sec.
		grams shelled / min	412.8	
3rd	25	unshelled	464.4	53 sec.
		grams shelled / min	241.2	
4th	22	unshelled	251.3	60 sec.
		grams shelled / min	167.5	
5th	19	unshelled	83.8	30 sec.
		grams shelled / min	139.0	
6th	16	unshelled	14.3	6 sec.
		grams shelled / min	143.0	
		Final grams unshelled	0.0	
		Total grams shelled	5272.0	7.22 min.
		Total grams shelled / min	730.5	
		HULLS	1404.0	

LOCATION 50 UPPT 2004 SHELLING DATA

VARIETY: N02006

DATE: NOV. 06. 2004

VARIETY: VT003069

DATE: NOV. 06. 2004

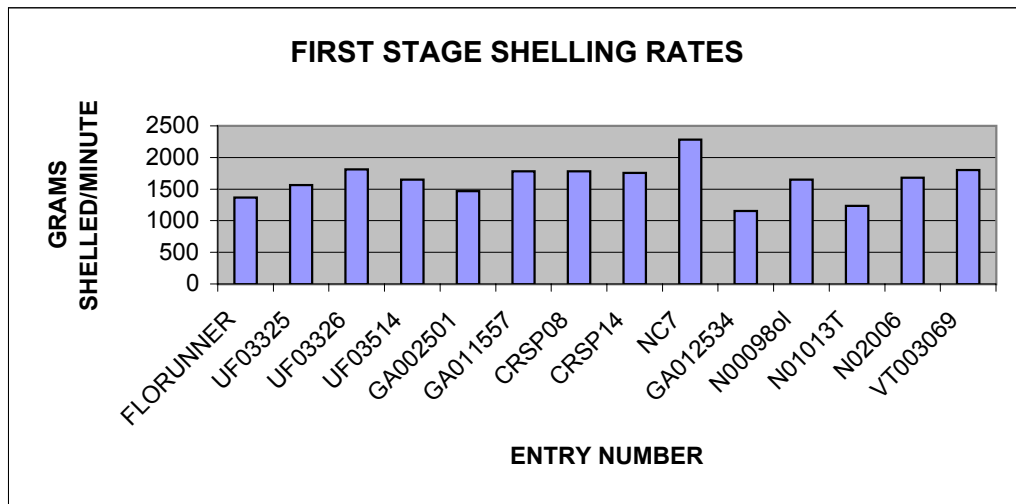
STAGE

	GRATE		WEIGHT	TIME
1st	32	initial	5282.0	158 sec.
		grams shelled / min	1679.5	
2nd	29	unshelled	859.4	50 sec.
		grams shelled / min	417.1	
3rd	26	unshelled	511.8	85 sec.
		grams shelled / min	198.1	
4th	23	unshelled	231.1	74 sec.
		grams shelled / min	119.3	
5th	20	unshelled	84.0	41 sec.
		grams shelled / min	82.4	
6th	17	unshelled	27.7	35 sec.
		grams shelled / min	47.5	
		Final grams unshelled	0.0	
		Total grams shelled	5282.0	7.38 min.
		Total grams shelled / min	715.4	
		HULLS	1555.2	

	GRATE		WEIGHT	TIME
1st	32	initial	5209.2	130 sec.
		grams shelled / min	1803.1	
2nd	29	unshelled	1302.4	55 sec.
		grams shelled / min	476.0	
3rd	26	unshelled	866.1	76 sec.
		grams shelled / min	279.2	
4th	23	unshelled	512.5	106 sec.
		grams shelled / min	168.3	
5th	20	unshelled	215.2	59 sec.
		grams shelled / min	136.9	
6th	17	unshelled	80.6	46 sec.
		grams shelled / min	94.4	
		Final grams unshelled	8.2	
		Total grams shelled	5209.2	7.87 min.
		Total grams shelled / min	662.2	
		HULLS	1439.6	

LOCATION 50 UPPT 2004 FIRST STAGE SHELLING RATES

<u>ENTRY NUMBER</u>	<u>GRAMS SHELLED / MINUTE</u>
FLORUNNER	1367.0
UF03325	1565.4
UF03326	1812.0
UF03514	1648.0
GA002501	1470.1
GA011557	1782.1
CRSP08	1781.0
CRSP14	1758.6
NC7	2280.6
GA012534	1154.5
N000980l	1648.1
N01013T	1236.0
N02006	1679.5
VT003069	1803.1



LOCATION 61 UPPT 2004 POD BULK DENSITY TABLE

FLORUNNER

BULK DENSITY	Kg	cm	Kg/m ³
	6.88	24.10	307.25

UF03326

BULK DENSITY	Kg	cm	Kg/m ³
	6.74	27.10	267.79

GA002501

BULK DENSITY	Kg	cm	Kg/m ³
	6.85	26.38	279.42

CRSP08

BULK DENSITY	Kg	cm	Kg/m ³
	6.71	24.35	296.78

NC7

BULK DENSITY	Kg	cm	Kg/m ³
	6.57	27.20	259.81

N000980l

BULK DENSITY	Kg	cm	Kg/m ³
	6.95	30.50	245.11

N02006

BULK DENSITY	Kg	cm	Kg/m ³
	7.02	29.50	256.16

UF03325

BULK DENSITY	Kg	cm	Kg/m ³
	7.08	27.00	282.16

UF03514

BULK DENSITY	Kg	cm	Kg/m ³
	7.04	25.48	297.47

GA011557

BULK DENSITY	Kg	cm	Kg/m ³
	7.26	25.15	310.71

CRSP14

BULK DENSITY	Kg	cm	Kg/m ³
	7.19	25.50	303.51

GA012534

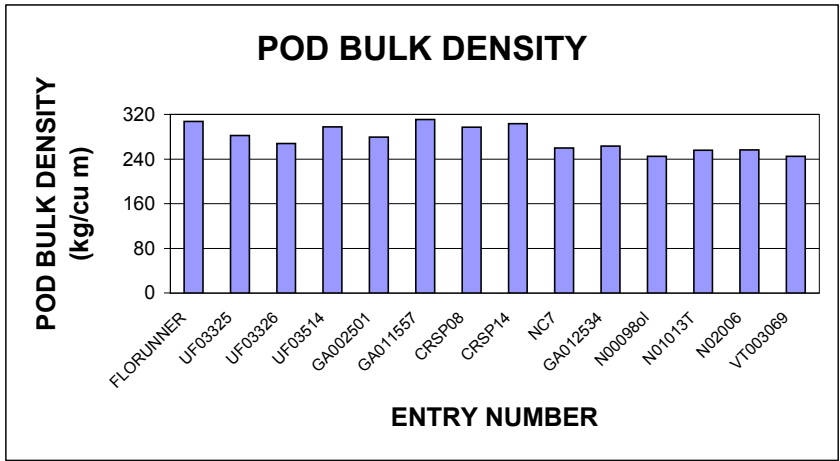
BULK DENSITY	Kg	cm	Kg/m ³
	6.79	27.80	262.96

N01013T

BULK DENSITY	Kg	cm	Kg/m ³
	6.51	27.38	256.02

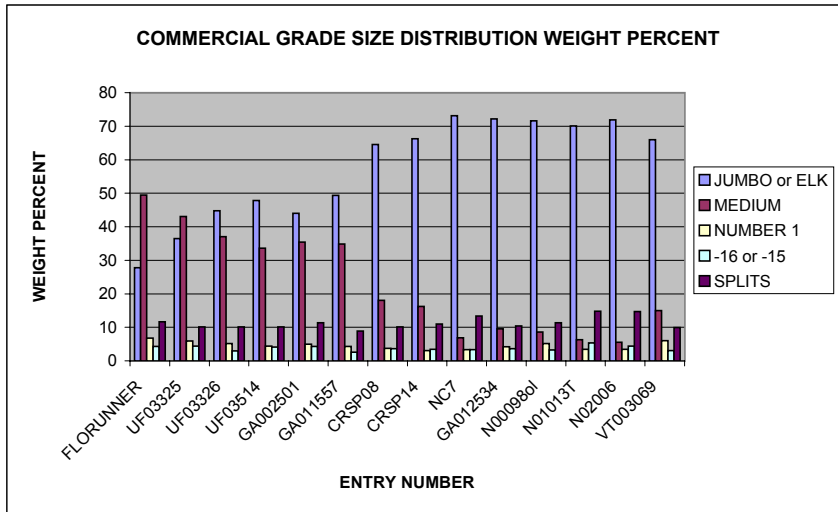
VT003069

BULK DENSITY	Kg	cm	Kg/m ³
	6.93	30.50	244.74



LOCATION 61 UPPT 2004 COMMERCIAL GRADE SIZE WEIGHT PERCENT TABLE

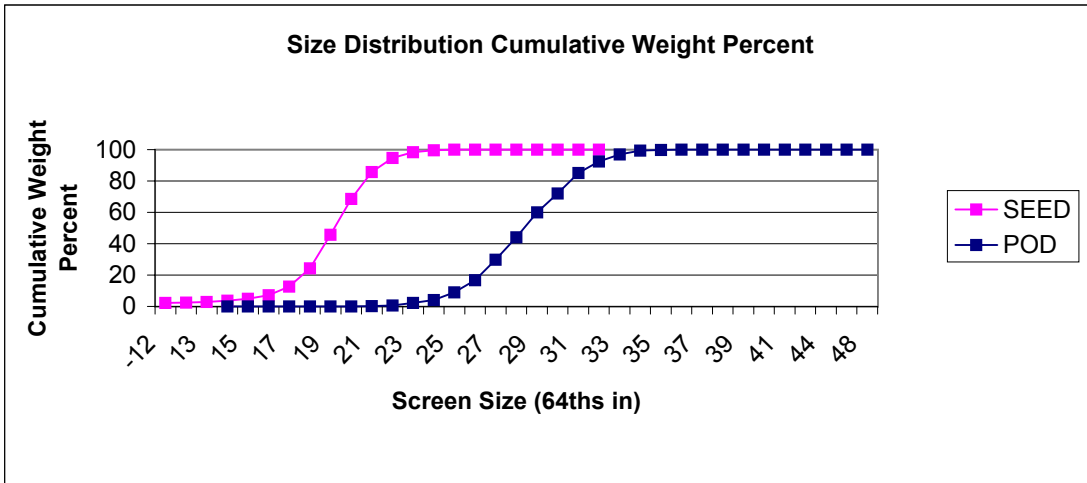
<u>FLORUNNER</u>		<u>UF03325</u>		<u>UF03326</u>		<u>UF03514</u>	
JUMBO	27.75	JUMBO	36.43	JUMBO	44.73	JUMBO	47.82
MEDIUM	49.47	MEDIUM	43.01	MEDIUM	37.05	MEDIUM	33.58
NUMBER 1	6.81	NUMBER 1	5.96	NUMBER 1	5.16	NUMBER 1	4.37
-16	4.34	-16	4.44	-16	2.93	-16	4.12
SPLITS	11.63	SPLITS	10.16	SPLITS	10.14	SPLITS	10.11
<u>GA002501</u>		<u>GA011557</u>		<u>CRSP08</u>		<u>CRSP14</u>	
JUMBO	43.96	JUMBO	49.37	JUMBO	64.52	JUMBO	66.21
MEDIUM	35.40	MEDIUM	34.89	MEDIUM	18.04	MEDIUM	16.22
NUMBER 1	4.98	NUMBER 1	4.31	NUMBER 1	3.69	NUMBER 1	3.10
-16	4.31	-16	2.59	-16	3.67	-16	3.46
SPLITS	11.35	SPLITS	8.84	SPLITS	10.08	SPLITS	11.02
<u>NC7</u>		<u>GA012534</u>		<u>N000980l</u>		<u>N01013T</u>	
ELK	73.10	ELK	72.20	ELK	71.61	ELK	70.08
MEDIUM	6.86	MEDIUM	9.52	MEDIUM	8.58	MEDIUM	6.34
NUMBER 1	3.39	NUMBER 1	4.22	NUMBER 1	5.20	NUMBER 1	3.46
- 15	3.32	- 15	3.61	- 15	3.22	- 15	5.34
SPLITS	13.33	SPLITS	10.45	SPLITS	11.39	SPLITS	14.78
<u>N02006</u>		<u>VT003069</u>					
ELK	71.91	ELK	65.94				
MEDIUM	5.50	MEDIUM	15.03				
NUMBER 1	3.47	NUMBER 1	6.01				
- 15	4.39	- 15	3.09				
SPLITS	14.72	SPLITS	9.93				



LOCATION 61 UPPT 2004 SIZE DISTRIBUTION CUMULATIVE WEIGHT PERCENT TABLE

FLORUNNER

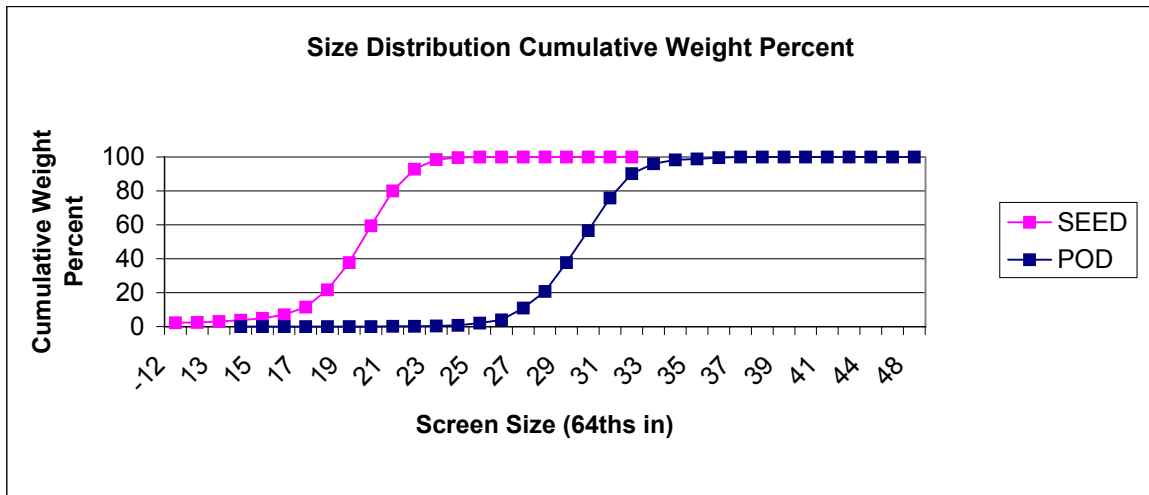
POD				SEED				
SCREEN SIZE	Weight	Wt %	Cum. Wt. %	SCREEN SIZE	Weight	Wt %	Wt % w/o SS	Cum. Wt %
				SS	652.4	11.63	---	---
				-12 & -17R	113.7	2.03	2.29	2.29
				12	11.6	0.21	0.23	2.53
				13	19.2	0.34	0.39	2.91
14	0.0	0.00	0.00	14	36.5	0.65	0.74	3.65
15	0.0	0.00	0.00	15	62.7	1.12	1.26	4.91
16	0.0	0.00	0.00	16	105.9	1.89	2.14	7.05
17	0.0	0.00	0.00	17	276.2	4.92	5.57	12.62
18	0.0	0.00	0.00	18	574.0	10.23	11.57	24.19
19	0.0	0.00	0.00	19	1063.9	18.96	21.45	45.65
20	0.4	0.02	0.02	20	1138.2	20.28	22.95	68.60
21	2.7	0.16	0.18	21	853.6	15.21	17.21	85.81
22	7.6	0.44	0.63	22	443.0	7.89	8.93	94.75
23	26.3	1.54	2.16	23	179.9	3.21	3.63	98.37
24	31.1	1.82	3.98	24	65.1	1.16	1.31	99.69
25	86.9	5.08	9.06	25	12.8	0.23	0.26	99.94
26	132.0	7.72	16.78	26	2.8	0.05	0.06	100.00
27	221.0	12.92	29.71	27	0.0	0.00	0.00	100.00
28	246.9	14.44	44.15	28	0.0	0.00	0.00	100.00
29	271.1	15.85	60.00	29	0.0	0.00	0.00	100.00
30	205.4	12.01	72.02	30	0.0	0.00	0.00	100.00
31	223.1	13.05	85.06	31	0.0	0.00	0.00	100.00
32	124.8	7.30	92.36	32	0.0	0.00	0.00	100.00
33	76.6	4.48	96.84	Total	5611.5	100	100	
34	42.6	2.49	99.33	Hull wt	1215.9			
35	7.5	0.44	99.77	Wt w/o SS	4959.1			
36	3.9	0.23	100.00	Percent Hulls		17.81		
37	0.0	0.00	100.00	Percent Meats		82.19		
38	0.0	0.00	100.00			100		
39	0.0	0.00	100.00					
40	0.0	0.00	100.00					
41	0.0	0.00	100.00					
42	0.0	0.00	100.00					
44	0.0	0.00	100.00					
46	0.0	0.00	100.00					
48	0.0	0.00	100.00					
POD WT.	1709.9							



LOCATION 61 UPPT 2004 SIZE DISTRIBUTION CUMULATIVE WEIGHT PERCENT TABLE

UF03325

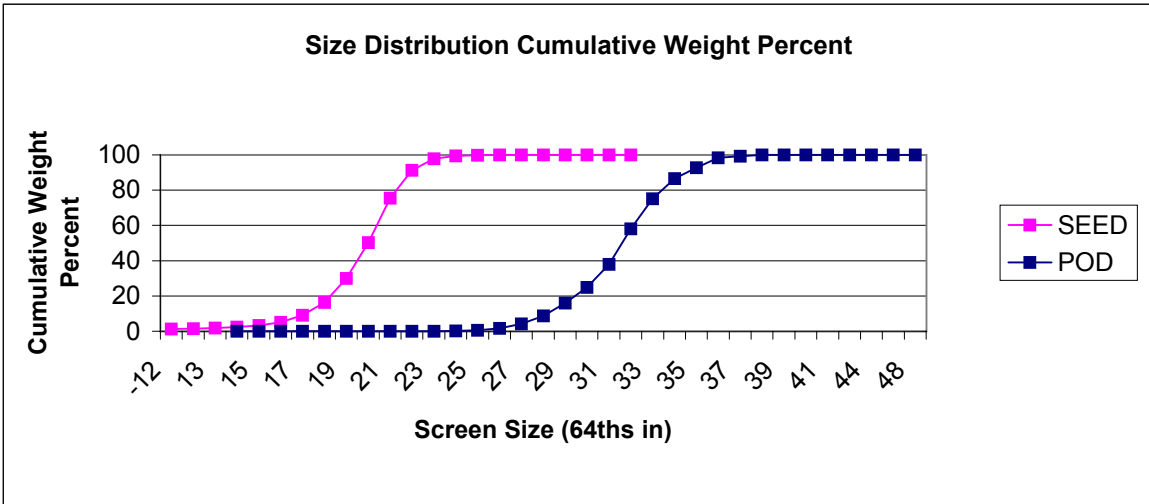
POD				SEED				
SCREEN SIZE	Weight	Wt %	Cum. Wt. %	SCREEN SIZE	Weight	Wt %	Wt % w/o SS	Cum. Wt %
				SS	578.0	10.16	---	---
				-12 & -17R	113.9	2.00	2.23	2.23
				12	11.8	0.21	0.23	2.46
				13	26.4	0.46	0.52	2.97
14	0.0	0.00	0.00	14	38.5	0.68	0.75	3.73
15	0.0	0.00	0.00	15	61.9	1.09	1.21	4.94
16	0.0	0.00	0.00	16	101.4	1.78	1.98	6.92
17	0.0	0.00	0.00	17	238.0	4.18	4.65	11.58
18	0.0	0.00	0.00	18	517.3	9.09	10.12	21.69
19	0.0	0.00	0.00	19	823.6	14.47	16.11	37.80
20	0.0	0.00	0.00	20	1106.9	19.45	21.65	59.45
21	2.2	0.13	0.13	21	1054.7	18.53	20.63	80.08
22	0.6	0.04	0.16	22	655.0	11.51	12.81	92.89
23	3.8	0.22	0.39	23	283.8	4.99	5.55	98.44
24	7.7	0.45	0.83	24	59.8	1.05	1.17	99.61
25	22.2	1.30	2.13	25	18.2	0.32	0.36	99.96
26	32.3	1.89	4.02	26	1.8	0.03	0.04	100.00
27	120.3	7.02	11.04	27	0.0	0.00	0.00	100.00
28	167.1	9.75	20.79	28	0.0	0.00	0.00	100.00
29	291.3	17.00	37.79	29	0.0	0.00	0.00	100.00
30	322.0	18.79	56.59	30	0.0	0.00	0.00	100.00
31	328.9	19.20	75.78	31	0.0	0.00	0.00	100.00
32	247.9	14.47	90.25	32	0.0	0.00	0.00	100.00
33	99.7	5.82	96.07	Total	5691.0	100	100	
34	37.4	2.18	98.25	Hull wt	1330.4			
35	10.8	0.63	98.89	Wt w/o SS	5113.0			
36	11.4	0.67	99.55	Percent Hulls		18.95		
37	7.7	0.45	100.00	Percent Meats		81.05		
38	0.0	0.00	100.00			100		
39	0.0	0.00	100.00					
40	0.0	0.00	100.00					
41	0.0	0.00	100.00					
42	0.0	0.00	100.00					
44	0.0	0.00	100.00					
46	0.0	0.00	100.00					
48	0.0	0.00	100.00					
POD WT.	1713.3							



LOCATION 61 UPPT 2004 SIZE DISTRIBUTION CUMULATIVE WEIGHT PERCENT TABLE

UF03326

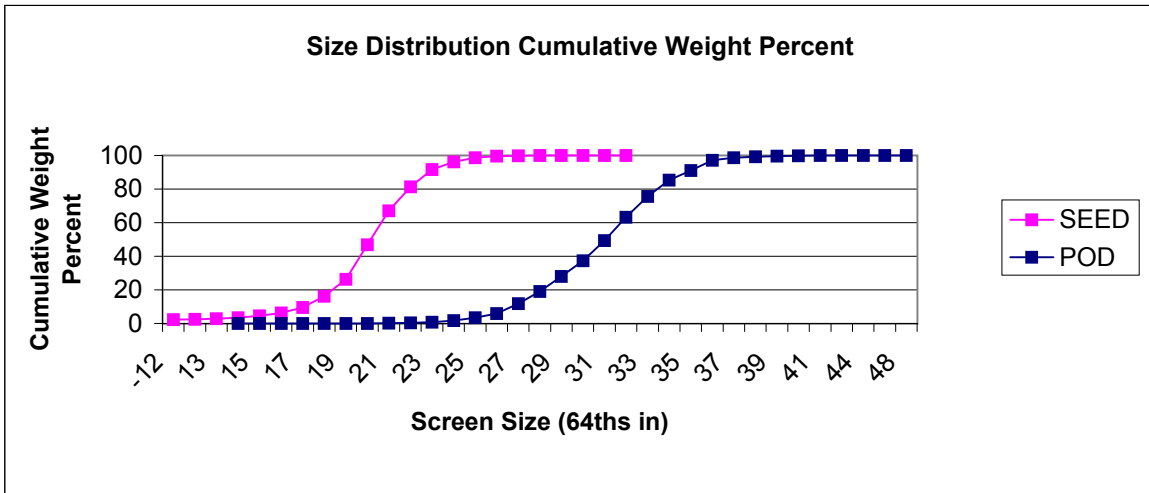
POD				SEED				
SCREEN SIZE	Weight	Wt %	Cum. Wt. %	SCREEN SIZE	Weight	Wt %	Wt % w/o SS	Cum. Wt %
				SS	546.5	10.14	---	---
				-12 & -17R	60.0	1.11	1.24	1.24
				12	6.8	0.13	0.14	1.38
				13	17.9	0.33	0.37	1.75
14	0.0	0.00	0.00	14	30.6	0.57	0.63	2.38
15	0.0	0.00	0.00	15	42.8	0.79	0.88	3.26
16	0.0	0.00	0.00	16	85.7	1.59	1.77	5.03
17	0.0	0.00	0.00	17	192.4	3.57	3.97	9.00
18	0.0	0.00	0.00	18	359.0	6.66	7.41	16.41
19	0.0	0.00	0.00	19	652.4	12.10	13.46	29.87
20	0.0	0.00	0.00	20	986.4	18.29	20.36	50.23
21	0.0	0.00	0.00	21	1227.7	22.77	25.34	75.57
22	0.2	0.01	0.01	22	765.0	14.19	15.79	91.35
23	0.8	0.05	0.06	23	311.4	5.78	6.43	97.78
24	1.8	0.11	0.17	24	80.8	1.50	1.67	99.45
25	7.6	0.45	0.62	25	22.2	0.41	0.46	99.91
26	17.6	1.04	1.66	26	3.7	0.07	0.08	99.98
27	43.9	2.60	4.26	27	0.9	0.02	0.02	100.00
28	75.8	4.49	8.75	28	0.0	0.00	0.00	100.00
29	122.6	7.27	16.02	29	0.0	0.00	0.00	100.00
30	148.5	8.80	24.82	30	0.0	0.00	0.00	100.00
31	222.5	13.19	38.01	31	0.0	0.00	0.00	100.00
32	338.8	20.08	58.09	32	0.0	0.00	0.00	100.00
33	287.0	17.01	75.11	Total	5392.2	100	100	
34	192.8	11.43	86.53	Hull wt	1297.5			
35	103.8	6.15	92.69	Wt w/o SS	4845.7			
36	97.3	5.77	98.45	Percent Hulls		19.40		
37	15.0	0.89	99.34	Percent Meats		80.60		
38	11.1	0.66	100.00			100		
39	0.0	0.00	100.00					
40	0.0	0.00	100.00					
41	0.0	0.00	100.00					
42	0.0	0.00	100.00					
44	0.0	0.00	100.00					
46	0.0	0.00	100.00					
48	0.0	0.00	100.00					
POD WT.	1687.1							



LOCATION 61 UPPT 2004 SIZE DISTRIBUTION CUMULATIVE WEIGHT PERCENT TABLE

UF03514

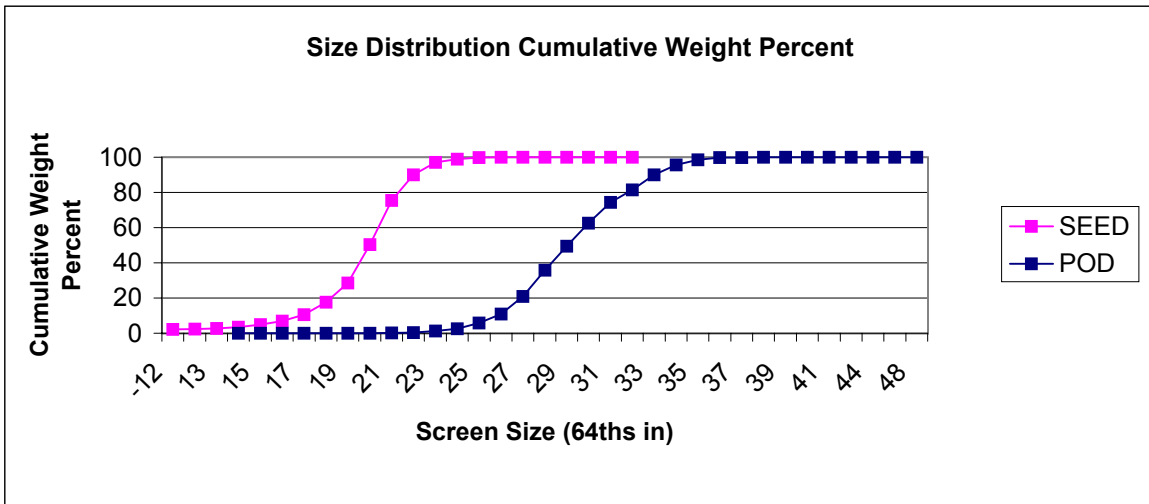
POD				SEED				
SCREEN SIZE	Weight	Wt %	Cum. Wt. %	SCREEN SIZE	Weight	Wt %	Wt % w/o SS	Cum. Wt %
				SS	571.8	10.11	---	---
				-12 & -17R	113.0	2.00	2.22	2.22
				12	13.3	0.24	0.26	2.48
				13	17.8	0.31	0.35	2.83
14	0.0	0.00	0.00	14	33.4	0.59	0.66	3.49
15	0.0	0.00	0.00	15	55.7	0.98	1.10	4.59
16	0.0	0.00	0.00	16	82.3	1.46	1.62	6.21
17	0.0	0.00	0.00	17	164.9	2.92	3.24	9.45
18	0.0	0.00	0.00	18	338.4	5.98	6.66	16.10
19	0.0	0.00	0.00	19	516.4	9.13	10.16	26.26
20	0.3	0.02	0.02	20	1044.6	18.47	20.55	46.81
21	2.6	0.15	0.17	21	1028.6	18.19	20.23	67.04
22	2.3	0.13	0.30	22	726.8	12.85	14.29	81.33
23	9.2	0.54	0.84	23	523.8	9.26	10.30	91.64
24	13.4	0.78	1.62	24	227.1	4.02	4.47	96.10
25	30.1	1.75	3.37	25	134.7	2.38	2.65	98.75
26	42.4	2.47	5.84	26	43.2	0.76	0.85	99.60
27	101.4	5.91	11.75	27	13.7	0.24	0.27	99.87
28	124.0	7.22	18.98	28	6.6	0.12	0.13	100.00
29	154.4	9.00	27.97	29	0.0	0.00	0.00	100.00
30	160.7	9.36	37.34	30	0.0	0.00	0.00	100.00
31	204.7	11.93	49.26	31	0.0	0.00	0.00	100.00
32	240.3	14.00	63.26	32	0.0	0.00	0.00	100.00
33	211.6	12.33	75.59	Total	5656.1	100	100	
34	166.0	9.67	85.26	Hull wt	1322.7			
35	100.8	5.87	91.14	Wt w/o SS	5084.3			
36	102.5	5.97	97.11	Percent Hulls		18.95		
37	27.5	1.60	98.71	Percent Meats		81.05		
38	9.9	0.58	99.29			100		
39	4.8	0.28	99.57					
40	5.3	0.31	99.88					
41	2.1	0.12	100.00					
42	0.0	0.00	100.00					
44	0.0	0.00	100.00					
46	0.0	0.00	100.00					
48	0.0	0.00	100.00					
POD WT.	1716.3							



LOCATION 61 UPPT 2004 SIZE DISTRIBUTION CUMULATIVE WEIGHT PERCENT TABLE

GA002501

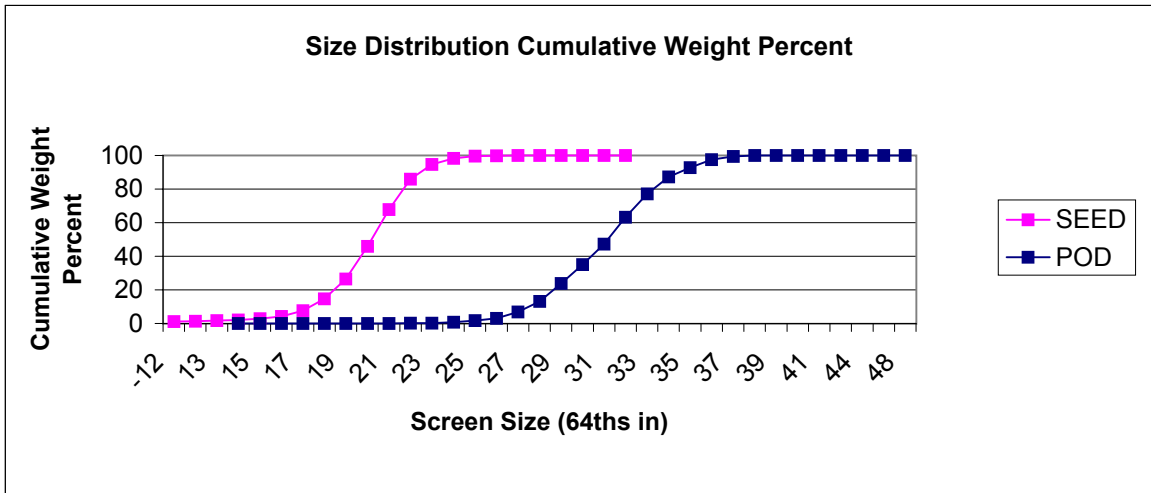
POD				SEED				
SCREEN SIZE	Weight	Wt %	Cum. Wt. %	SCREEN SIZE	Weight	Wt %	Wt % w/o SS	Cum. Wt %
				SS	618.8	11.35	---	---
				-12 & -17R	102.6	1.88	2.12	2.12
				12	12.4	0.23	0.26	2.38
				13	20.7	0.38	0.43	2.81
14	0.0	0.00	0.00	14	33.3	0.61	0.69	3.50
15	0.0	0.00	0.00	15	65.9	1.21	1.36	4.86
16	0.0	0.00	0.00	16	96.0	1.76	1.99	6.85
17	0.0	0.00	0.00	17	175.5	3.22	3.63	10.48
18	0.0	0.00	0.00	18	342.1	6.28	7.08	17.56
19	0.1	0.01	0.01	19	532.1	9.76	11.01	28.57
20	0.8	0.05	0.05	20	1055.5	19.36	21.84	50.41
21	1.8	0.11	0.16	21	1213.1	22.25	25.10	75.51
22	4.2	0.25	0.41	22	702.6	12.89	14.54	90.05
23	16.1	0.95	1.35	23	341.1	6.26	7.06	97.11
24	21.3	1.25	2.61	24	88.0	1.61	1.82	98.93
25	53.7	3.16	5.77	25	44.4	0.81	0.92	99.85
26	88.1	5.19	10.96	26	4.2	0.08	0.09	99.93
27	170.5	10.04	20.99	27	3.2	0.06	0.07	100.00
28	251.2	14.79	35.78	28	0.0	0.00	0.00	100.00
29	233.3	13.73	49.51	29	0.0	0.00	0.00	100.00
30	222.4	13.09	62.61	30	0.0	0.00	0.00	100.00
31	198.7	11.70	74.30	31	0.0	0.00	0.00	100.00
32	122.7	7.22	81.53	32	0.0	0.00	0.00	100.00
33	143.1	8.42	89.95	Total	5451.5	100	100	
34	95.8	5.64	95.59	Hull wt	1324.9			
35	51.3	3.02	98.61	Wt w/o SS	4832.7			
36	21.4	1.26	99.87	Percent Hulls		19.55		
37	0.0	0.00	99.87	Percent Meats		80.45		
38	2.2	0.13	100.00			100		
39	0.0	0.00	100.00					
40	0.0	0.00	100.00					
41	0.0	0.00	100.00					
42	0.0	0.00	100.00					
44	0.0	0.00	100.00					
46	0.0	0.00	100.00					
48	0.0	0.00	100.00					
POD WT.	1698.7							



LOCATION 61 UPPT 2004 SIZE DISTRIBUTION CUMULATIVE WEIGHT PERCENT TABLE

GA011557

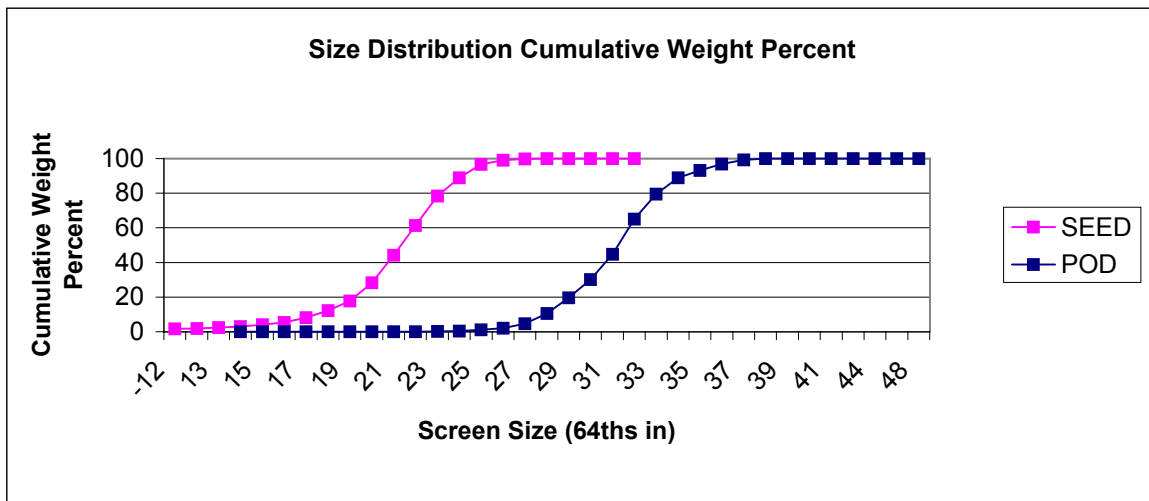
POD				SEED				
SCREEN SIZE	Weight	Wt %	Cum. Wt. %	SCREEN SIZE	Weight	Wt %	Wt % w/o SS	Cum. Wt %
				SS	526.1	8.84	---	---
				-12 & -17R	66.7	1.12	1.23	1.23
				12	10.1	0.17	0.19	1.42
				13	15.3	0.26	0.28	1.70
14	0.0	0.00	0.00	14	26.7	0.45	0.49	2.19
15	0.0	0.00	0.00	15	35.4	0.59	0.65	2.84
16	0.0	0.00	0.00	16	73.5	1.23	1.35	4.20
17	0.0	0.00	0.00	17	183.1	3.08	3.37	7.57
18	0.0	0.00	0.00	18	384.4	6.46	7.08	14.65
19	0.0	0.00	0.00	19	641.2	10.77	11.82	26.47
20	0.2	0.01	0.01	20	1051.3	17.66	19.37	45.84
21	1.1	0.06	0.07	21	1196.3	20.10	22.04	67.89
22	0.7	0.04	0.11	22	975.0	16.38	17.97	85.85
23	3.2	0.18	0.28	23	482.6	8.11	8.89	94.74
24	8.6	0.47	0.76	24	194.4	3.27	3.58	98.33
25	18.2	1.00	1.75	25	73.0	1.23	1.35	99.67
26	25.1	1.37	3.12	26	9.2	0.15	0.17	99.84
27	67.3	3.68	6.81	27	7.6	0.13	0.14	99.98
28	115.4	6.32	13.12	28	1.0	0.02	0.02	100.00
29	196.4	10.75	23.87	29	0.0	0.00	0.00	100.00
30	204.0	11.16	35.04	30	0.0	0.00	0.00	100.00
31	221.9	12.14	47.18	31	0.0	0.00	0.00	100.00
32	293.8	16.08	63.26	32	0.0	0.00	0.00	100.00
33	255.2	13.97	77.22	Total	5952.9	100	100	
34	183.2	10.03	87.25	Hull wt	1254.2			
35	100.8	5.52	92.77	Wt w/o SS	5426.8			
36	86.6	4.74	97.50	Percent Hulls		17.40		
37	35.4	1.94	99.44	Percent Meats		82.60		
38	10.2	0.56	100.00			100		
39	0.0	0.00	100.00					
40	0.0	0.00	100.00					
41	0.0	0.00	100.00					
42	0.0	0.00	100.00					
44	0.0	0.00	100.00					
46	0.0	0.00	100.00					
48	0.0	0.00	100.00					
POD WT.	1827.3							



LOCATION 61 UPPT 2004 SIZE DISTRIBUTION CUMULATIVE WEIGHT PERCENT TABLE

CRSP08

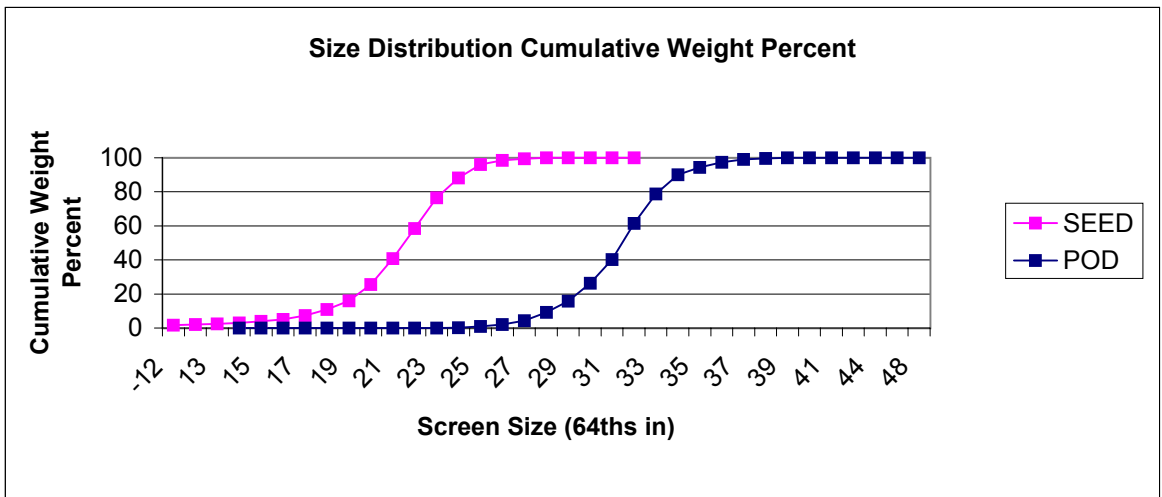
POD				SEED				
SCREEN SIZE	Weight	Wt %	Cum. Wt. %	SCREEN SIZE	Weight	Wt %	Wt % w/o SS	Cum. Wt %
				SS	532.9	10.08	---	---
				-12 & -17R	77.4	1.46	1.63	1.63
				12	14.6	0.28	0.31	1.94
				13	20.8	0.39	0.44	2.37
14	0.0	0.00	0.00	14	28.8	0.54	0.61	2.98
15	0.0	0.00	0.00	15	52.3	0.99	1.10	4.08
16	0.0	0.00	0.00	16	64.3	1.22	1.35	5.43
17	0.0	0.00	0.00	17	130.5	2.47	2.75	8.18
18	0.0	0.00	0.00	18	194.1	3.67	4.08	12.26
19	0.0	0.00	0.00	19	259.5	4.91	5.46	17.72
20	0.0	0.00	0.00	20	499.8	9.46	10.52	28.24
21	0.0	0.00	0.00	21	756.8	14.32	15.93	44.17
22	1.1	0.06	0.06	22	819.3	15.50	17.24	61.41
23	0.6	0.04	0.10	23	803.7	15.21	16.91	78.32
24	4.9	0.29	0.39	24	502.7	9.51	10.58	88.90
25	12.0	0.70	1.09	25	373.5	7.07	7.86	96.76
26	16.8	0.98	2.07	26	107.4	2.03	2.26	99.02
27	44.6	2.61	4.69	27	42.3	0.80	0.89	99.91
28	100.9	5.91	10.60	28	2.0	0.04	0.04	99.95
29	153.3	8.98	19.58	29	2.4	0.05	0.05	100.00
30	180.5	10.57	30.15	30	0.0	0.00	0.00	100.00
31	247.8	14.52	44.67	31	0.0	0.00	0.00	100.00
32	348.2	20.40	65.07	32	0.0	0.00	0.00	100.00
33	245.3	14.37	79.44	Total	5285.1	100	100	
34	163.1	9.56	89.00	Hull wt	1366.8			
35	70.0	4.10	93.10	Wt w/o SS	4752.2			
36	63.9	3.74	96.84	Percent Hulls		20.55		
37	40.0	2.34	99.19	Percent Meats		79.45		
38	13.9	0.81	100.00			100		
39	0.0	0.00	100.00					
40	0.0	0.00	100.00					
41	0.0	0.00	100.00					
42	0.0	0.00	100.00					
44	0.0	0.00	100.00					
46	0.0	0.00	100.00					
48	0.0	0.00	100.00					
POD WT.	1706.9							



LOCATION 61 UPPT 2004 SIZE DISTRIBUTION CUMULATIVE WEIGHT PERCENT TABLE

CRSP14

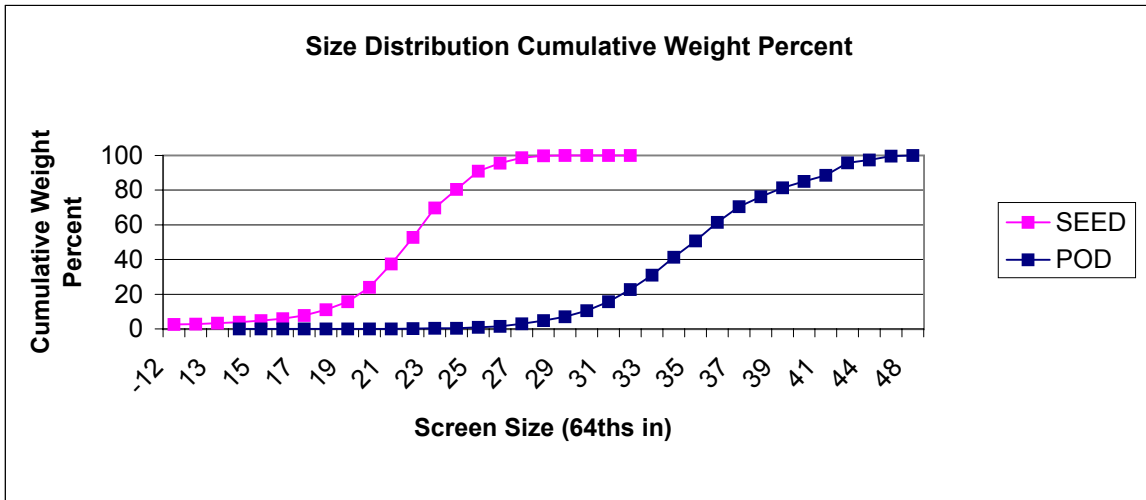
POD				SEED				
SCREEN SIZE	Weight	Wt %	Cum. Wt. %	SCREEN SIZE	Weight	Wt %	Wt % w/o SS	Cum. Wt %
				SS	625.4	11.02	---	---
				-12 & -17R	87.4	1.54	1.73	1.73
				12	16.5	0.29	0.33	2.06
				13	22.2	0.39	0.44	2.50
14	0.0	0.00	0.00	14	28.5	0.50	0.56	3.06
15	0.0	0.00	0.00	15	41.6	0.73	0.82	3.89
16	0.0	0.00	0.00	16	57.8	1.02	1.14	5.03
17	0.0	0.00	0.00	17	117.9	2.08	2.33	7.36
18	0.0	0.00	0.00	18	180.7	3.18	3.58	10.94
19	0.0	0.00	0.00	19	250.7	4.42	4.96	15.91
20	0.0	0.00	0.00	20	489.1	8.62	9.69	25.59
21	0.2	0.01	0.01	21	770.6	13.58	15.26	40.85
22	0.3	0.02	0.03	22	884.9	15.59	17.52	58.38
23	1.0	0.06	0.08	23	914.3	16.11	18.11	76.48
24	2.9	0.16	0.25	24	587.5	10.35	11.63	88.12
25	12.6	0.71	0.96	25	403.9	7.12	8.00	96.12
26	18.0	1.02	1.98	26	121.0	2.13	2.40	98.51
27	42.1	2.38	4.36	27	50.5	0.89	1.00	99.51
28	86.9	4.91	9.28	28	23.3	0.41	0.46	99.97
29	116.4	6.58	15.86	29	1.3	0.02	0.03	100.00
30	185.2	10.47	26.33	30	0.0	0.00	0.00	100.00
31	246.0	13.91	40.25	31	0.0	0.00	0.00	100.00
32	376.4	21.29	61.53	32	0.0	0.00	0.00	100.00
33	305.8	17.30	78.83	Total	5675.1	100	100	
34	197.9	11.19	90.02	Hull wt	1444.1			
35	75.2	4.25	94.28	Wt w/o SS	5049.7			
36	53.2	3.01	97.29	Percent Hulls		20.28		
37	30.9	1.75	99.03	Percent Meats		79.72		
38	11.5	0.65	99.68			100		
39	5.6	0.32	100.00					
40	0.0	0.00	100.00					
41	0.0	0.00	100.00					
42	0.0	0.00	100.00					
44	0.0	0.00	100.00					
46	0.0	0.00	100.00					
48	0.0	0.00	100.00					
POD WT.	1768.1							



LOCATION 61 UPPT 2004 SIZE DISTRIBUTION CUMULATIVE WEIGHT PERCENT TABLE

NC7

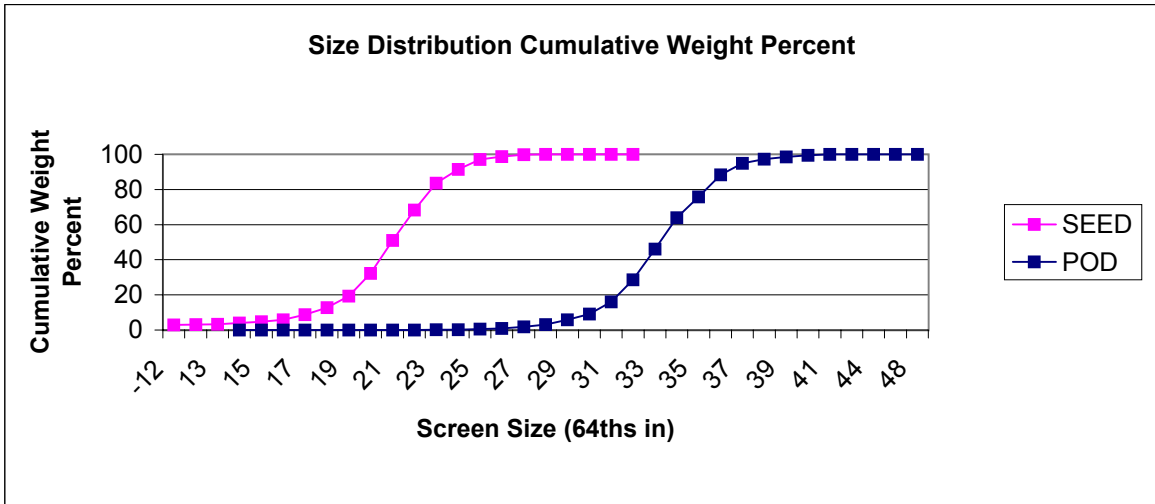
POD				SEED				
SCREEN SIZE	Weight	Wt %	Cum. Wt. %	SCREEN SIZE	Weight	Wt %	Wt % w/o SS	Cum. Wt %
				SS	674.3	13.33	---	---
				-12 & -20R	111.5	2.20	2.54	2.54
				12	13.4	0.26	0.31	2.85
				13	18.0	0.36	0.41	3.26
14	0.0	0.00	0.00	14	24.8	0.49	0.57	3.83
15	0.0	0.00	0.00	15	39.1	0.77	0.89	4.72
16	0.0	0.00	0.00	16	51.8	1.02	1.18	5.90
17	0.0	0.00	0.00	17	80.3	1.59	1.83	7.73
18	0.0	0.00	0.00	18	149.6	2.96	3.41	11.15
19	0.0	0.00	0.00	19	197.4	3.90	4.50	15.65
20	0.0	0.00	0.00	20	362.4	7.17	8.27	23.92
21	0.7	0.04	0.04	21	591.5	11.70	13.50	37.42
22	1.0	0.06	0.10	22	672.2	13.29	15.34	52.76
23	3.4	0.20	0.31	23	740.5	14.64	16.90	69.65
24	2.2	0.13	0.44	24	469.1	9.28	10.70	80.36
25	8.2	0.49	0.93	25	464.1	9.18	10.59	90.95
26	7.7	0.46	1.39	26	203.3	4.02	4.64	95.59
27	25.7	1.54	2.93	27	134.6	2.66	3.07	98.66
28	29.8	1.78	4.71	28	46.7	0.92	1.07	99.72
29	39.9	2.39	7.10	29	10.5	0.21	0.24	99.96
30	57.8	3.46	10.55	30	1.6	0.03	0.04	100.00
31	85.9	5.14	15.69	31	0.0	0.00	0.00	100.00
32	116.2	6.95	22.65	32	0.0	0.00	0.00	100.00
33	138.3	8.27	30.92	Total	5056.7	100	100	
34	173.4	10.37	41.29	Hull wt	1461.0			
35	159.2	9.52	50.82	Wt w/o SS	4382.4			
36	176.5	10.56	61.38	Percent Hulls		22.42		
37	153.2	9.17	70.55	Percent Meats		77.58		
38	93.6	5.60	76.15			100		
39	86.5	5.18	81.32					
40	62.5	3.74	85.06					
41	59.3	3.55	88.61					
42	118.0	7.06	95.67					
44	28.5	1.71	97.37					
46	36.7	2.20	99.57					
48	7.2	0.43	100.00					
POD WT.	1671.4							



LOCATION 61 UPPT 2004 SIZE DISTRIBUTION CUMULATIVE WEIGHT PERCENT TABLE

GA012534

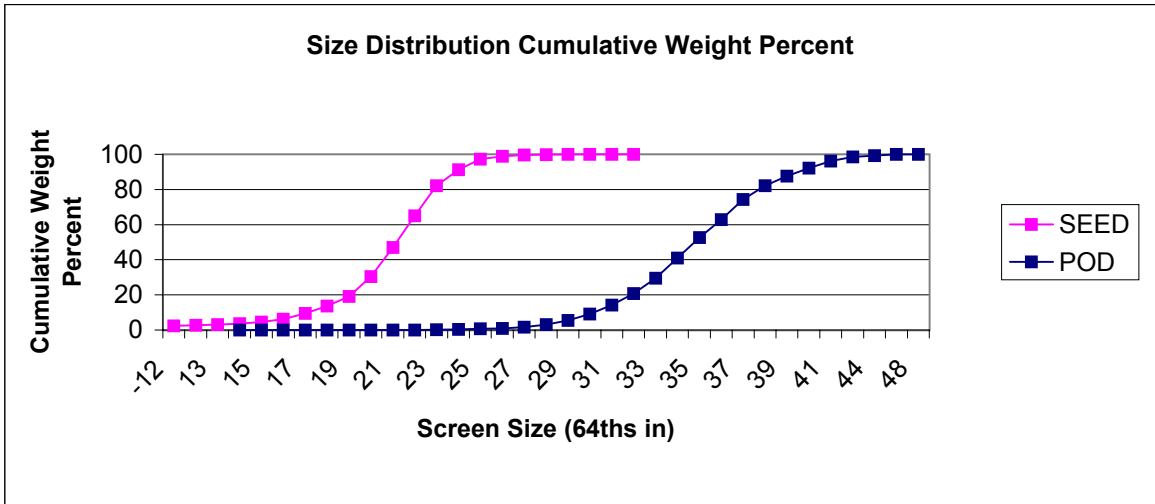
POD				SEED				
SCREEN SIZE	Weight	Wt %	Cum. Wt. %	SCREEN SIZE	Weight	Wt %	Wt % w/o SS	Cum. Wt %
				SS	553.4	10.45	---	---
				-12 & -20R	135.3	2.55	2.85	2.85
				12	7.8	0.15	0.16	3.02
				13	16.0	0.30	0.34	3.35
14	0.0	0.00	0.00	14	32.0	0.60	0.67	4.03
15	0.0	0.00	0.00	15	37.5	0.71	0.79	4.82
16	0.0	0.00	0.00	16	51.7	0.98	1.09	5.91
17	0.0	0.00	0.00	17	134.4	2.54	2.83	8.74
18	0.0	0.00	0.00	18	188.9	3.57	3.98	12.72
19	0.0	0.00	0.00	19	315.7	5.96	6.65	19.38
20	0.0	0.00	0.00	20	614.2	11.59	12.94	32.32
21	0.4	0.02	0.02	21	884.0	16.69	18.63	50.95
22	0.3	0.02	0.04	22	819.6	15.47	17.27	68.23
23	1.7	0.11	0.15	23	729.1	13.76	15.37	83.59
24	0.3	0.02	0.17	24	373.8	7.06	7.88	91.47
25	6.5	0.40	0.57	25	269.3	5.08	5.68	97.15
26	5.1	0.32	0.89	26	76.3	1.44	1.61	98.75
27	15.2	0.94	1.83	27	47.5	0.90	1.00	99.76
28	21.8	1.35	3.18	28	10.4	0.20	0.22	99.97
29	43.0	2.67	5.85	29	0.0	0.00	0.00	99.97
30	53.6	3.32	9.17	30	1.2	0.02	0.03	100.00
31	111.7	6.92	16.09	31	0.0	0.00	0.00	100.00
32	201.2	12.47	28.56	32	0.0	0.00	0.00	100.00
33	283.9	17.60	46.16	Total	5298.1	100	100	
34	285.6	17.70	63.86	Hull wt	1436.7			
35	193.1	11.97	75.83	Wt w/o SS	4744.7			
36	201.5	12.49	88.32	Percent Hulls		21.33		
37	106.3	6.59	94.91	Percent Meats		78.67		
38	38.9	2.41	97.32			100		
39	20.2	1.25	98.57					
40	14.1	0.87	99.45					
41	8.9	0.55	100.00					
42	0.0	0.00	100.00					
44	0.0	0.00	100.00					
46	0.0	0.00	100.00					
48	0.0	0.00	100.00					
POD WT.	1613.3							



LOCATION 61 UPPT 2004 SIZE DISTRIBUTION CUMULATIVE WEIGHT PERCENT TABLE

N00098ol

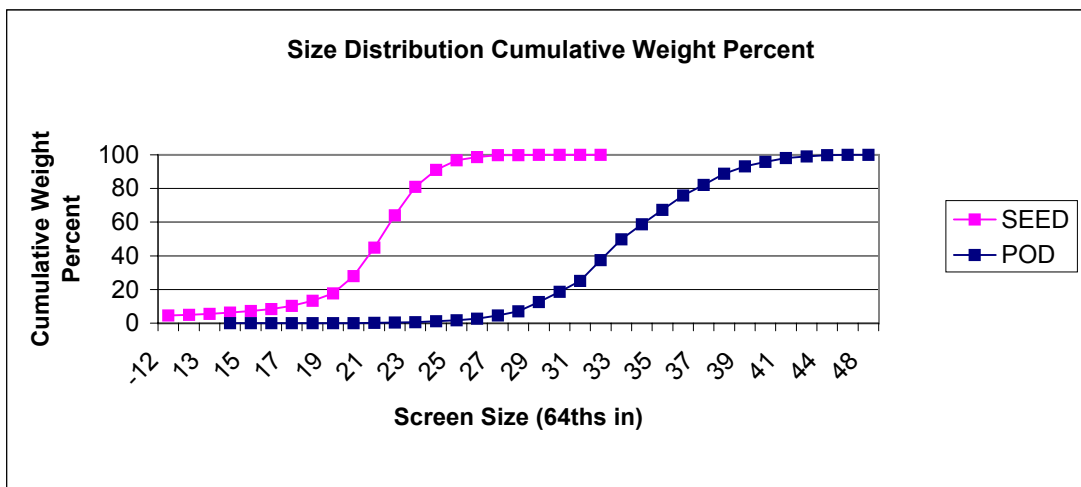
POD				SEED				
SCREEN SIZE	Weight	Wt %	Cum. Wt. %	SCREEN SIZE	Weight	Wt %	Wt % w/o SS	Cum. Wt %
				SS	643.0	11.39	---	---
				-12 & -20R	120.5	2.13	2.41	2.41
				12	13.9	0.25	0.28	2.69
				13	19.1	0.34	0.38	3.07
14	0.0	0.00	0.00	14	28.2	0.50	0.56	3.63
15	0.0	0.00	0.00	15	47.8	0.85	0.96	4.59
16	0.0	0.00	0.00	16	76.6	1.36	1.53	6.12
17	0.0	0.00	0.00	17	169.3	3.00	3.38	9.50
18	0.0	0.00	0.00	18	209.3	3.71	4.18	13.68
19	0.0	0.00	0.00	19	275.3	4.88	5.50	19.19
20	0.0	0.00	0.00	20	562.0	9.95	11.23	30.42
21	0.5	0.03	0.03	21	827.3	14.65	16.53	46.95
22	0.8	0.04	0.07	22	906.1	16.05	18.11	65.06
23	2.2	0.12	0.19	23	854.4	15.13	17.08	82.14
24	2.5	0.14	0.33	24	454.5	8.05	9.08	91.22
25	5.7	0.31	0.64	25	303.5	5.37	6.07	97.28
26	4.7	0.26	0.90	26	82.5	1.46	1.65	98.93
27	15.2	0.83	1.73	27	32.4	0.57	0.65	99.58
28	24.4	1.33	3.06	28	15.2	0.27	0.30	99.88
29	45.4	2.48	5.54	29	4.4	0.08	0.09	99.97
30	66.1	3.61	9.15	30	1.4	0.02	0.03	100.00
31	92.7	5.06	14.21	31	0.0	0.00	0.00	100.00
32	118.9	6.50	20.71	32	0.0	0.00	0.00	100.00
33	162.1	8.86	29.57	Total	5646.7	100	100	
34	209.3	11.43	41.00	Hull wt	1692.7			
35	212.2	11.59	52.59	Wt w/o SS	5003.7			
36	188.0	10.27	62.86	Percent Hulls		23.06		
37	208.3	11.38	74.24	Percent Meats		76.94		
38	144.0	7.87	82.11			100		
39	101.9	5.57	87.68					
40	81.3	4.44	92.12					
41	74.2	4.05	96.17					
42	41.8	2.28	98.45					
44	16.0	0.87	99.33					
46	12.3	0.67	100.00					
48	0.0	0.00	100.00					
POD WT.	1830.5							



LOCATION 61 UPPT 2004 SIZE DISTRIBUTION CUMULATIVE WEIGHT PERCENT TABLE

N01013T

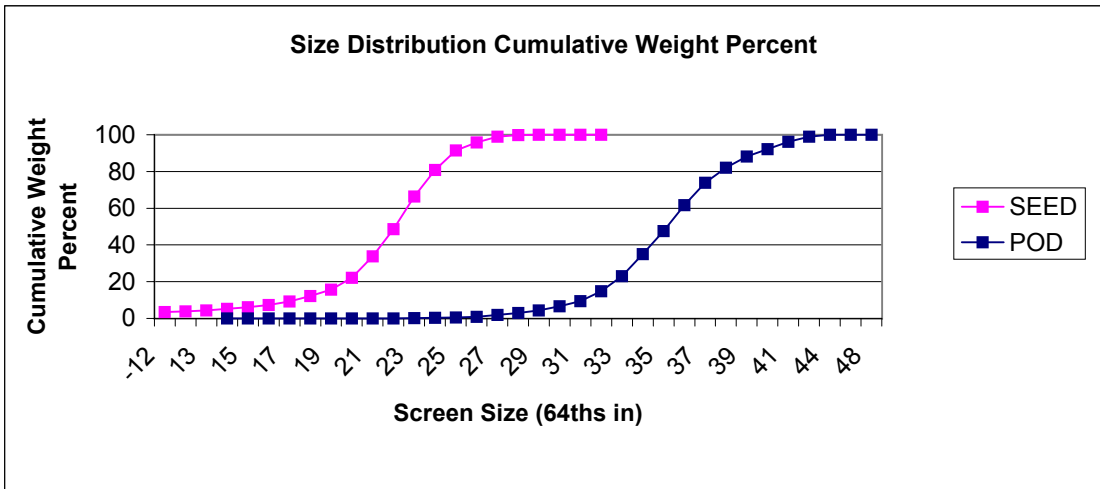
POD				SEED				
SCREEN SIZE	Weight	Wt %	Cum. Wt. %	SCREEN SIZE	Weight	Wt %	Wt % w/o SS	Cum. Wt %
				SS	748.5	14.78	---	---
				-12 & -20R	195.3	3.86	4.53	4.53
				12	20.3	0.40	0.47	5.00
				13	24.0	0.47	0.56	5.55
14	0.0	0.00	0.00	14	31.0	0.61	0.72	6.27
15	0.0	0.00	0.00	15	37.3	0.74	0.86	7.13
16	0.0	0.00	0.00	16	50.6	1.00	1.17	8.31
17	0.0	0.00	0.00	17	87.3	1.72	2.02	10.33
18	0.0	0.00	0.00	18	128.5	2.54	2.98	13.31
19	0.0	0.00	0.00	19	192.4	3.80	4.46	17.77
20	0.9	0.05	0.05	20	438.0	8.65	10.15	27.92
21	1.4	0.08	0.14	21	729.5	14.41	16.90	44.82
22	3.5	0.21	0.34	22	827.7	16.35	19.18	64.00
23	4.5	0.26	0.60	23	732.6	14.47	16.98	80.98
24	7.8	0.46	1.06	24	435.3	8.60	10.09	91.06
25	10.6	0.62	1.68	25	247.9	4.90	5.74	96.81
26	15.3	0.90	2.58	26	80.2	1.58	1.86	98.67
27	34.1	2.00	4.58	27	45.5	0.90	1.05	99.72
28	42.6	2.50	7.08	28	5.4	0.11	0.13	99.85
29	92.6	5.44	12.52	29	5.3	0.10	0.12	99.97
30	103.8	6.09	18.61	30	1.3	0.03	0.03	100.00
31	112.0	6.57	25.19	31	0.0	0.00	0.00	100.00
32	208.1	12.21	37.40	32	0.0	0.00	0.00	100.00
33	210.2	12.34	49.74	Total	5063.9	100	100	
34	154.8	9.09	58.82	Hull wt	1389.3			
35	143.8	8.44	67.27	Wt w/o SS	4315.4			
36	147.7	8.67	75.93	Percent Hulls		21.53		
37	104.4	6.13	82.06	Percent Meats		78.47		
38	114.9	6.74	88.81			100		
39	75.2	4.41	93.22					
40	44.0	2.58	95.80					
41	38.0	2.23	98.03					
42	16.4	0.96	99.00					
44	13.0	0.76	99.76					
46	4.1	0.24	100.00					
48	0.0	0.00	100.00					
POD WT.	1703.7							



LOCATION 61 UPPT 2004 SIZE DISTRIBUTION CUMULATIVE WEIGHT PERCENT TABLE

N02006

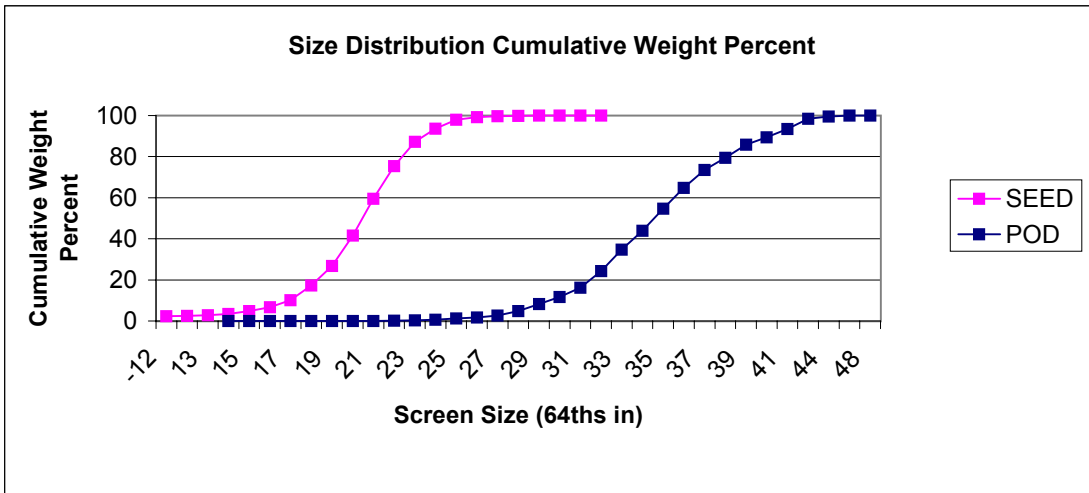
POD				SEED				
SCREEN SIZE	Weight	Wt %	Cum. Wt. %	SCREEN SIZE	Weight	Wt %	Wt % w/o SS	Cum. Wt %
				SS	785.4	14.72	---	---
				-12 & -20R	158.7	2.97	3.49	3.49
				12	17.4	0.33	0.38	3.87
				13	21.9	0.41	0.48	4.35
14	0.0	0.00	0.00	14	36.5	0.68	0.80	5.15
15	0.0	0.00	0.00	15	44.2	0.83	0.97	6.12
16	0.0	0.00	0.00	16	53.4	1.00	1.17	7.30
17	0.0	0.00	0.00	17	87.7	1.64	1.93	9.23
18	0.0	0.00	0.00	18	132.5	2.48	2.91	12.14
19	0.0	0.00	0.00	19	160.9	3.02	3.54	15.67
20	0.0	0.00	0.00	20	292.8	5.49	6.43	22.11
21	0.0	0.00	0.00	21	531.6	9.96	11.68	33.79
22	0.0	0.00	0.00	22	677.7	12.70	14.89	48.68
23	3.0	0.17	0.17	23	806.6	15.12	17.73	66.41
24	4.0	0.23	0.40	24	657.8	12.33	14.46	80.86
25	3.5	0.20	0.60	25	482.6	9.04	10.61	91.47
26	5.2	0.30	0.89	26	194.2	3.64	4.27	95.74
27	17.4	0.99	1.88	27	148.5	2.78	3.26	99.00
28	19.2	1.09	2.97	28	34.0	0.64	0.75	99.75
29	23.9	1.36	4.33	29	9.7	0.18	0.21	99.96
30	41.7	2.37	6.69	30	1.8	0.03	0.04	100.00
31	48.6	2.76	9.45	31	0.0	0.00	0.00	100.00
32	93.5	5.31	14.76	32	0.0	0.00	0.00	100.00
33	145.1	8.24	23.00	Total	5335.9	100	100	
34	210.5	11.95	34.95	Hull wt	1618.9			
35	222.0	12.60	47.55	Wt w/o SS	4550.5			
36	249.7	14.17	61.72	Percent Hulls		23.28		
37	215.0	12.20	73.93	Percent Meats		76.72		
38	142.6	8.09	82.02			100		
39	108.9	6.18	88.20					
40	68.3	3.88	92.08					
41	70.6	4.01	96.09					
42	49.5	2.81	98.90					
44	19.4	1.10	100.00					
46	0.0	0.00	100.00					
48	0.0	0.00	100.00					
POD WT.	1761.6							



LOCATION 61 UPPT 2004 SIZE DISTRIBUTION CUMULATIVE WEIGHT PERCENT TABLE

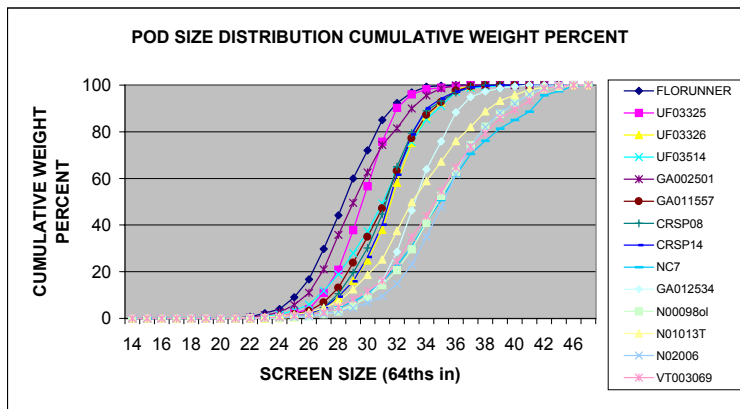
VT003069

POD				SEED				
SCREEN SIZE	Weight	Wt %	Cum. Wt. %	SCREEN SIZE	Weight	Wt %	Wt % w/o SS	Cum. Wt %
				SS	557.1	9.93	---	---
				-12 & -20R	120.3	2.14	2.38	2.38
				12	4.8	0.09	0.09	2.47
				13	16.7	0.30	0.33	2.81
14	0.0	0.00	0.00	14	31.4	0.56	0.62	3.43
15	0.0	0.00	0.00	15	70.4	1.25	1.39	4.82
16	0.0	0.00	0.00	16	93.4	1.66	1.85	6.67
17	0.0	0.00	0.00	17	173.4	3.09	3.43	10.10
18	0.0	0.00	0.00	18	363.0	6.47	7.18	17.28
19	0.0	0.00	0.00	19	480.7	8.57	9.51	26.79
20	0.1	0.01	0.01	20	747.3	13.32	14.78	41.57
21	0.6	0.04	0.04	21	908.9	16.20	17.98	59.55
22	0.7	0.04	0.08	22	801.0	14.27	15.85	75.40
23	4.0	0.23	0.32	23	598.0	10.66	11.83	87.23
24	5.0	0.29	0.61	24	321.1	5.72	6.35	93.58
25	9.6	0.56	1.17	25	222.7	3.97	4.41	97.99
26	8.4	0.49	1.66	26	59.6	1.06	1.18	99.17
27	16.9	0.99	2.65	27	27.4	0.49	0.54	99.71
28	37.1	2.17	4.82	28	10.2	0.18	0.20	99.91
29	58.7	3.44	8.26	29	4.5	0.08	0.09	100.00
30	57.6	3.37	11.63	30	0.0	0.00	0.00	100.00
31	78.8	4.61	16.25	31	0.0	0.00	0.00	100.00
32	136.4	7.99	24.23	32	0.0	0.00	0.00	100.00
33	179.7	10.52	34.76	Total	5611.9	100	100	
34	157.2	9.20	43.96	Hull wt	1429.7			
35	182.0	10.66	54.62	Wt w/o SS	5054.8			
36	172.6	10.11	64.72	Percent Hulls		20.30		
37	150.2	8.79	73.52	Percent Meats		79.70		
38	101.8	5.96	79.48			100		
39	107.5	6.29	85.77					
40	63.4	3.71	89.48					
41	66.6	3.90	93.38					
42	87.3	5.11	98.50					
44	18.9	1.11	99.60					
46	6.8	0.40	100.00					
48	0.0	0.00	100.00					
POD WT.	1707.9							



LOCATION 61 UPPT 2004 POD SIZE DISTRIBUTION CUMULATIVE WEIGHT PERCENT TABLE

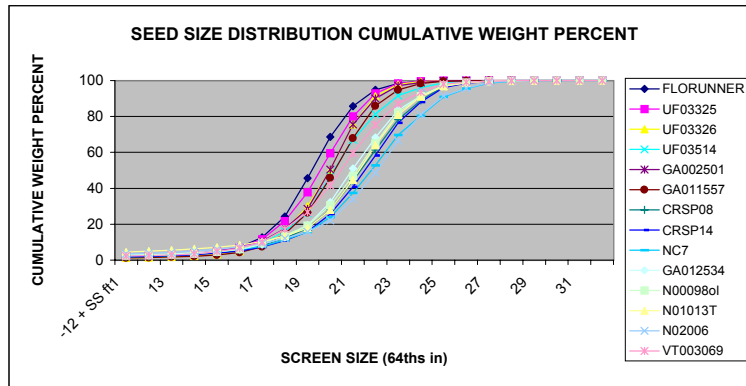
SCREEN SIZE	ENTRY NUMBER													
	FLORUNNER	UF03325	UF03326	UF03514	GA002501	GA011557	CRSP08	CRSP14	NC7	GA012534	N00098ol	N01013T	N02006	VT003069
14	0.00	0.00	0.00	0.00	0.00	0.00	0.00	0.00	0.00	0.00	0.00	0.00	0.00	0.00
15	0.00	0.00	0.00	0.00	0.00	0.00	0.00	0.00	0.00	0.00	0.00	0.00	0.00	0.00
16	0.00	0.00	0.00	0.00	0.00	0.00	0.00	0.00	0.00	0.00	0.00	0.00	0.00	0.00
17	0.00	0.00	0.00	0.00	0.00	0.00	0.00	0.00	0.00	0.00	0.00	0.00	0.00	0.00
18	0.00	0.00	0.00	0.00	0.00	0.00	0.00	0.00	0.00	0.00	0.00	0.00	0.00	0.00
19	0.00	0.00	0.00	0.00	0.01	0.00	0.00	0.00	0.00	0.00	0.00	0.00	0.00	0.00
20	0.02	0.00	0.00	0.02	0.05	0.01	0.00	0.00	0.00	0.00	0.00	0.05	0.00	0.01
21	0.18	0.13	0.00	0.17	0.16	0.07	0.00	0.01	0.04	0.02	0.03	0.14	0.00	0.04
22	0.63	0.16	0.01	0.30	0.41	0.11	0.06	0.03	0.10	0.04	0.07	0.34	0.00	0.08
23	2.16	0.39	0.06	0.84	1.35	0.28	0.10	0.08	0.31	0.15	0.19	0.60	0.17	0.32
24	3.98	0.83	0.17	1.62	2.61	0.76	0.39	0.25	0.44	0.17	0.33	1.06	0.40	0.61
25	9.06	2.13	0.62	3.37	5.77	1.75	1.09	0.96	0.93	0.57	0.64	1.68	0.60	1.17
26	16.78	4.02	1.66	5.84	10.96	3.12	2.07	1.98	1.39	0.89	0.90	2.58	0.89	1.66
27	29.71	11.04	4.26	11.75	20.99	6.81	4.69	4.36	2.93	1.83	1.73	4.58	1.88	2.65
28	44.15	20.79	8.75	18.98	35.78	13.12	10.60	9.28	4.71	3.18	3.06	7.08	2.97	4.82
29	60.00	37.79	16.02	27.97	49.51	23.87	19.58	15.86	7.10	5.85	5.54	12.52	4.33	8.26
30	72.02	56.59	24.82	37.34	62.61	35.04	30.15	26.33	10.55	9.17	9.15	18.61	6.69	11.63
31	85.06	75.78	38.01	49.26	74.30	47.18	44.67	40.25	15.89	16.09	14.21	25.19	9.45	16.25
32	92.36	90.25	58.09	63.26	81.53	63.26	65.07	61.53	22.65	28.56	20.71	37.40	14.76	24.23
33	96.84	96.07	75.11	75.59	89.95	77.22	79.44	78.83	30.92	46.16	29.57	49.74	23.00	34.76
34	99.33	98.25	86.53	85.26	95.59	87.25	89.00	90.02	41.29	63.86	41.00	58.82	34.95	43.96
35	99.77	98.89	92.69	91.14	98.61	92.77	93.10	94.28	50.82	75.83	52.59	67.27	47.55	54.62
36	100.00	99.55	98.45	97.11	99.87	97.50	96.84	97.29	61.38	88.32	62.86	75.93	61.72	64.72
37	100.00	100.00	99.34	98.71	99.87	99.44	99.19	99.03	70.55	94.91	74.24	82.06	73.93	73.52
38	100.00	100.00	100.00	99.29	100.00	100.00	100.00	99.68	76.15	97.32	82.11	88.81	82.02	79.48
39	100.00	100.00	100.00	99.57	100.00	100.00	100.00	100.00	81.32	98.57	87.68	93.22	88.20	85.77
40	100.00	100.00	100.00	99.88	100.00	100.00	100.00	100.00	85.06	99.45	92.12	95.80	92.08	89.48
41	100.00	100.00	100.00	100.00	100.00	100.00	100.00	100.00	88.61	100.00	96.17	98.03	96.09	93.38
42	100.00	100.00	100.00	100.00	100.00	100.00	100.00	100.00	95.67	100.00	98.45	99.00	98.90	98.50
44	100.00	100.00	100.00	100.00	100.00	100.00	100.00	100.00	97.37	100.00	99.33	99.76	100.00	99.60
46	100.00	100.00	100.00	100.00	100.00	100.00	100.00	100.00	99.57	100.00	100.00	100.00	100.00	100.00
48	100.00	100.00	100.00	100.00	100.00	100.00	100.00	100.00	100.00	100.00	100.00	100.00	100.00	100.00



LOCATION 61 UPPT 2004 SEED SIZE DISTRIBUTION CUMULATIVE WEIGHT PERCENT TABLE

SCREEN SIZE	ENTRY NUMBER														
	FLORUNNER	UF03325	UF03326	UF03514	GA002501	GA011557	CRSP08	CRSP14	NC7	GA012534	N000980l	N01013T	N02006	VT003069	
-12 + SS ft1	2.29	2.23	1.24	2.22	2.12	1.23	1.63	1.73	2.54	2.85	2.41	4.53	3.49	2.38	
12	2.53	2.46	1.38	2.48	2.38	1.42	1.94	2.06	2.85	3.02	2.69	5.00	3.87	2.47	
13	2.91	2.97	1.75	2.83	2.81	1.70	2.37	2.50	3.26	3.35	3.07	5.55	4.35	2.81	
14	3.65	3.73	2.38	3.49	3.50	2.19	2.98	3.06	3.83	4.03	3.63	6.27	5.15	3.43	
15	4.91	4.94	3.26	4.59	4.86	2.84	4.08	3.89	4.72	4.82	4.59	7.13	6.12	4.82	
16	7.05	6.92	5.03	6.21	6.85	4.20	5.43	5.03	5.90	5.91	6.12	8.31	7.30	6.67	
17	12.62	11.58	9.00	9.45	10.48	7.57	8.18	7.36	7.73	8.74	9.50	10.33	9.23	10.10	
18	24.19	21.69	16.41	16.10	17.56	14.65	12.26	10.94	11.15	12.72	13.68	13.31	12.14	17.28	
19	45.65	37.80	29.87	26.26	28.57	26.47	17.72	15.91	15.65	19.38	19.19	17.77	15.67	26.79	
20	68.60	59.45	50.23	46.81	50.41	45.84	28.24	25.59	23.92	32.32	30.42	27.92	22.11	41.57	
21	85.81	80.08	75.57	67.04	75.51	67.89	44.17	40.85	37.42	50.95	46.95	44.82	33.79	59.55	
22	94.75	92.89	91.35	81.33	90.05	85.85	61.41	58.38	52.76	68.23	65.06	64.00	48.68	75.40	
23	98.37	98.44	97.78	91.64	97.11	94.74	78.32	76.48	69.65	83.59	82.14	80.98	66.41	87.23	
24	99.69	99.61	99.45	96.10	98.93	98.33	88.90	88.12	80.36	91.47	91.22	91.06	80.86	93.58	
25	99.94	99.96	99.91	98.75	99.85	99.67	96.76	96.12	90.95	97.15	97.28	96.81	91.47	97.99	
26	100.00	100.00	99.98	99.60	99.93	99.84	99.02	98.51	95.59	98.75	98.93	98.67	95.74	99.17	
27	100.00	100.00	100.00	99.87	100.00	99.98	99.91	99.51	98.66	99.76	99.58	99.72	99.00	99.71	
28	100.00	100.00	100.00	100.00	100.00	100.00	99.95	99.97	99.72	99.97	99.88	99.85	99.75	99.91	
29	100.00	100.00	100.00	100.00	100.00	100.00	100.00	100.00	99.96	99.97	99.97	99.97	99.96	100.00	
30	100.00	100.00	100.00	100.00	100.00	100.00	100.00	100.00	100.00	100.00	100.00	100.00	100.00	100.00	
31	100.00	100.00	100.00	100.00	100.00	100.00	100.00	100.00	100.00	100.00	100.00	100.00	100.00	100.00	
32	100.00	100.00	100.00	100.00	100.00	100.00	100.00	100.00	100.00	100.00	100.00	100.00	100.00	100.00	

1 SS ft IS -17R, -20R, OR -16R FOR RUNNER, VIRGINIA OR SPANISH MARKET TYPES, RESPECTIVELY



LOCATION 61 UPPT 2004 SEED COUNT/POUND TABLE

FLORUNNER

Weight of 100 seed

	Wt (g)	Wt of 1 seed	Count/lb
Jumbo	66.7	0.667	680
Medium	57.5	0.575	789
Number 1	40.7	0.407	1114
Splits	23.7	0.237	1914

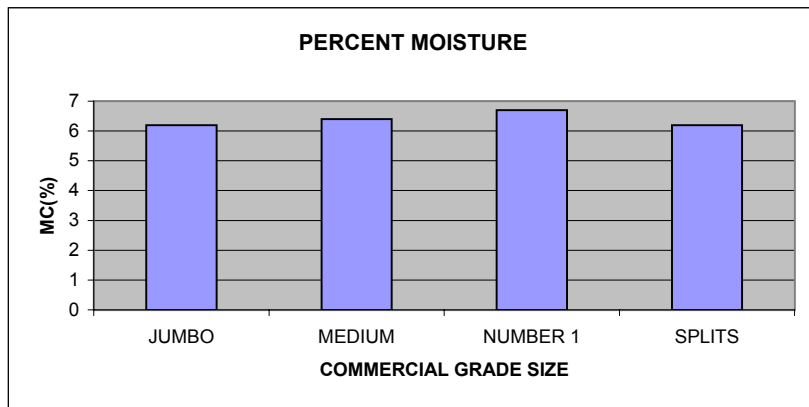
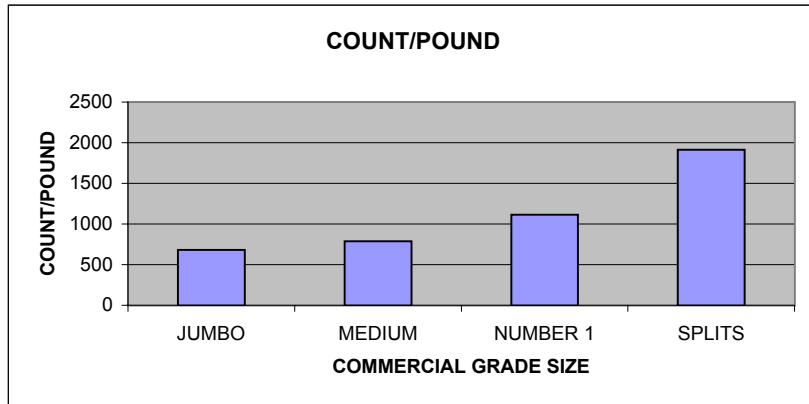
LOCATION 61 SEED MOISTURE CONTENT TABLE

FLORUNNER

GAC 2000 Percent Moisture & Density

	MC*	kg/hl
Jumbo	6.2	59.0
Medium	6.4	60.8
Number 1	6.7	61.4
Splits	6.2	57.5

* NA INDICATES THAT THERE WAS NOT ENOUGH MATERIAL FOR THE GAC 2000 TO READ



LOCATION 61 UPPT 2004 SEED COUNT/POUND TABLE

UF03325

Weight of 100 seed

	Wt (g)	Wt of 1 seed	Count/lb
Jumbo	71.6	0.716	634
Medium	62.9	0.629	721
Number 1	44.2	0.442	1026
Splits	25.7	0.257	1765

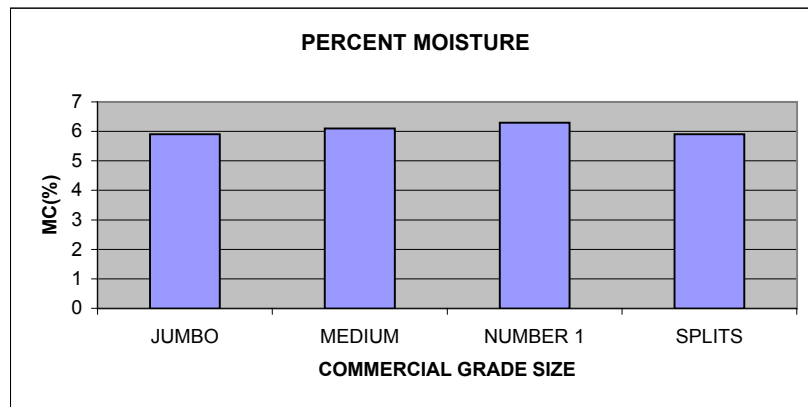
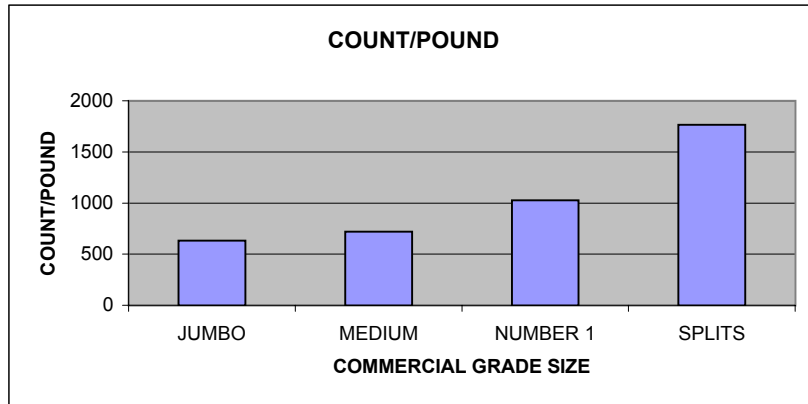
LOCATION 61 SEED MOISTURE CONTENT TABLE

UF03325

GAC 2000 Percent Moisture & Density

	MC*	kg/hl
Jumbo	5.9	56.6
Medium	6.1	59.0
Number 1	6.3	60.0
Splits	5.9	54.8

* NA INDICATES THAT THERE WAS NOT ENOUGH MATERIAL FOR THE GAC 2000 TO READ



LOCATION 61 UPPT 2004 SEED COUNT/POUND TABLE

UF03326

Weight of 100 seed

	Wt (g)	Wt of 1 seed	Count/lb
Jumbo	76.2	0.762	595
Medium	64.2	0.642	707
Number 1	44.0	0.440	1031
Splits	29.0	0.290	1564

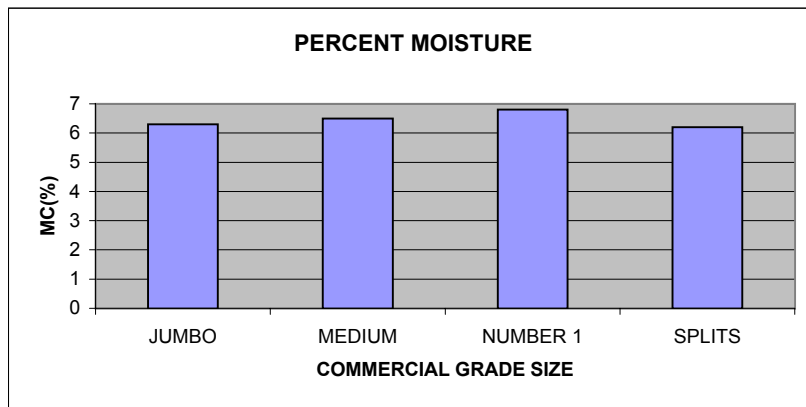
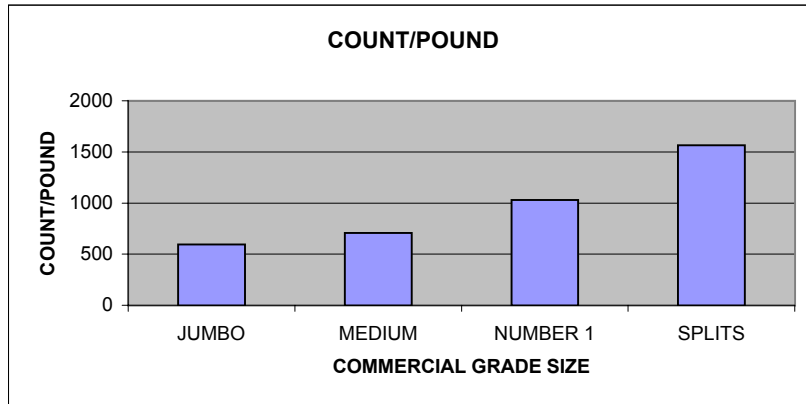
LOCATION 61 SEED MOISTURE CONTENT TABLE

UF03326

GAC 2000 Percent Moisture & Density

	MC*	kg/hl
Jumbo	6.3	58.8
Medium	6.5	59.6
Number 1	6.8	60.6
Splits	6.2	55.1

* NA INDICATES THAT THERE WAS NOT ENOUGH MATERIAL FOR THE GAC 2000 TO READ



LOCATION 61 UPPT 2004 SEED COUNT/POUND TABLE

UF03514

Weight of 100 seed

	Wt (g)	Wt of 1 seed	Count/lb
Jumbo	66.6	0.666	681
Medium	51.6	0.516	879
Number 1	37.1	0.371	1223
Splits	25.2	0.252	1800

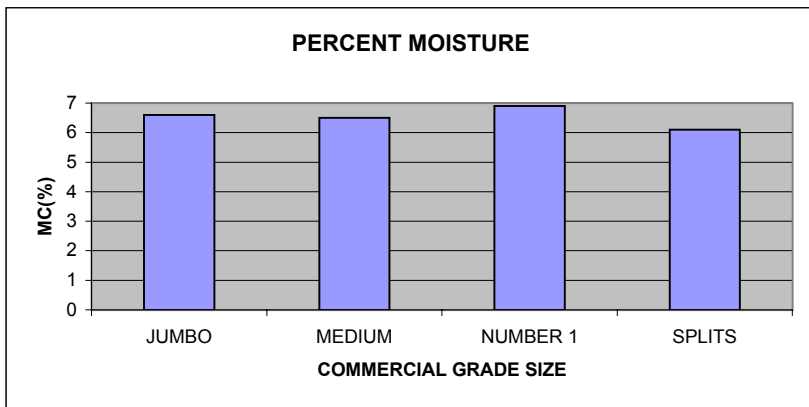
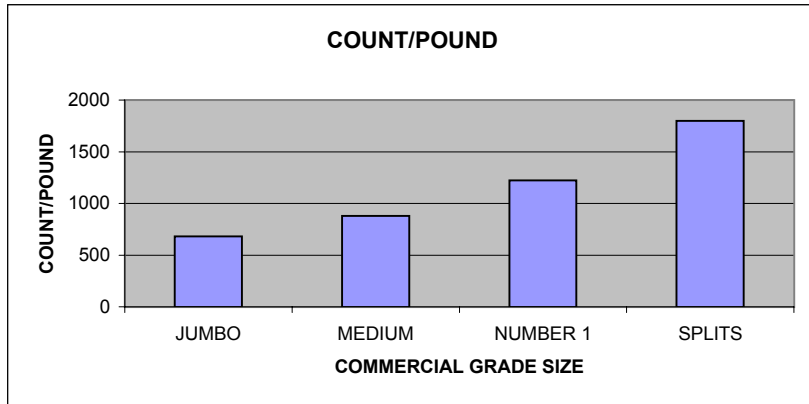
LOCATION 61 SEED MOISTURE CONTENT TABLE

UF03514

GAC 2000 Percent Moisture & Density

	MC*	kg/hl
Jumbo	6.6	57.2
Medium	6.5	60.3
Number 1	6.9	60.5
Splits	6.1	53.9

* NA INDICATES THAT THERE WAS NOT ENOUGH MATERIAL FOR THE GAC 2000 TO READ



LOCATION 61 UPPT 2004 SEED COUNT/POUND TABLE

GA002501

Weight of 100 seed

	Wt (g)	Wt of 1 seed	Count/lb
Jumbo	73.5	0.735	617
Medium	58.1	0.581	781
Number 1	37.5	0.375	1210
Splits	24.6	0.246	1844

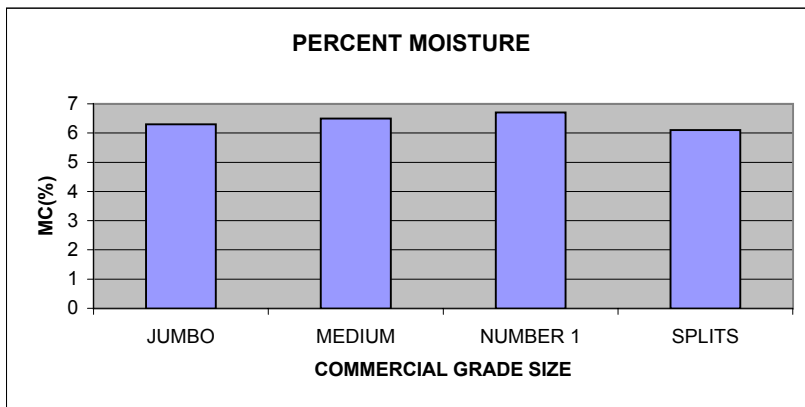
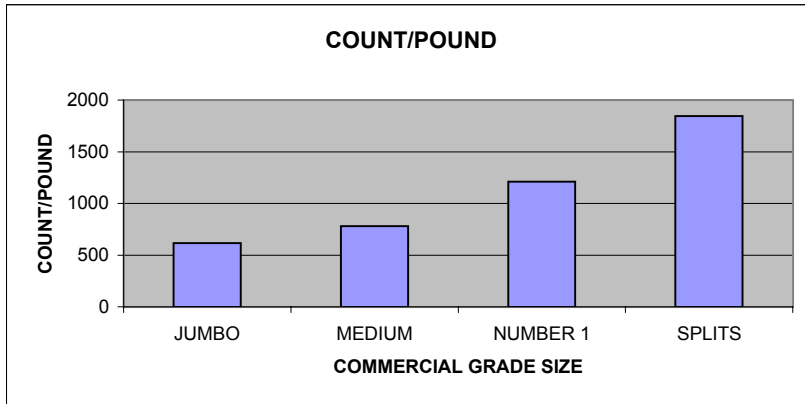
LOCATION 61 SEED MOISTURE CONTENT TABLE

GA002501

GAC 2000 Percent Moisture & Density

	MC*	kg/hl
Jumbo	6.3	58.4
Medium	6.5	60.2
Number 1	6.7	60.2
Splits	6.1	56.3

* NA INDICATES THAT THERE WAS NOT ENOUGH MATERIAL FOR THE GAC 2000 TO READ



LOCATION 61 UPPT 2004 SEED COUNT/POUND TABLE

GA011557

Weight of 100 seed

	Wt (g)	Wt of 1 seed	Count/lb
Jumbo	73.9	0.739	614
Medium	57.2	0.572	793
Number 1	39.1	0.391	1160
Splits	27.9	0.279	1626

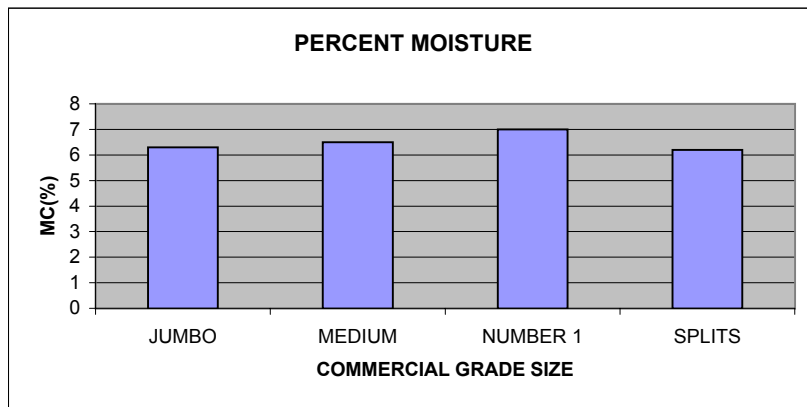
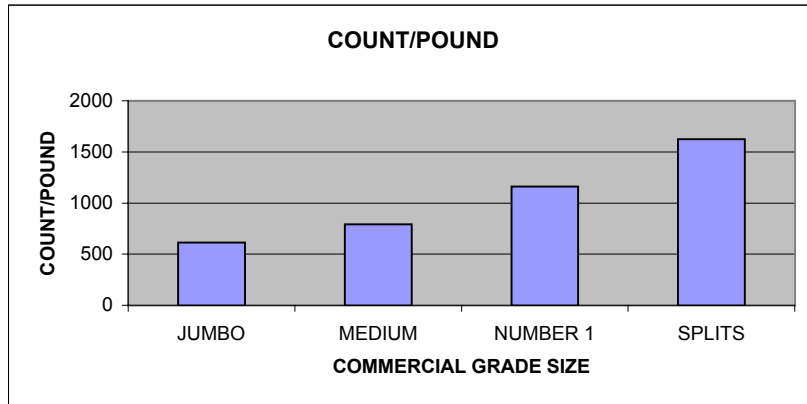
LOCATION 61 SEED MOISTURE CONTENT TABLE

GA011557

GAC 2000 Percent Moisture & Density

	MC*	kg/hl
Jumbo	6.3	57.2
Medium	6.5	60.4
Number 1	7.0	61.2
Splits	6.2	55.8

* NA INDICATES THAT THERE WAS NOT ENOUGH MATERIAL FOR THE GAC 2000 TO READ



LOCATION 61 UPPT 2004 SEED COUNT/POUND TABLE

CRSP08

Weight of 100 seed

	Wt (g)	Wt of 1 seed	Count/lb
Jumbo	76.5	0.765	593
Medium	52.9	0.529	857
Number 1	34.6	0.346	1311
Splits	29.8	0.298	1522

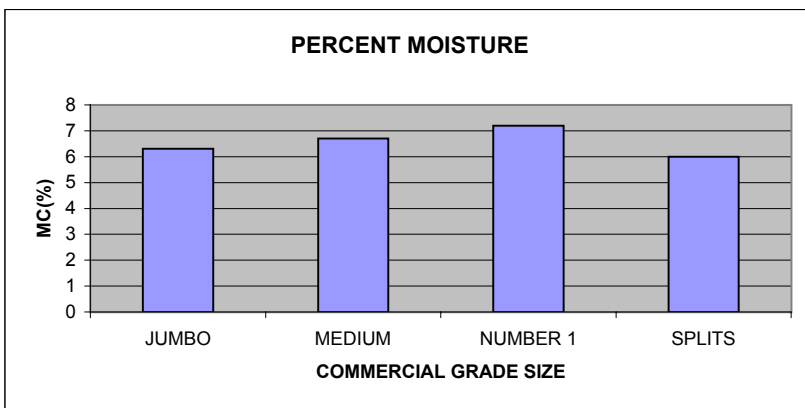
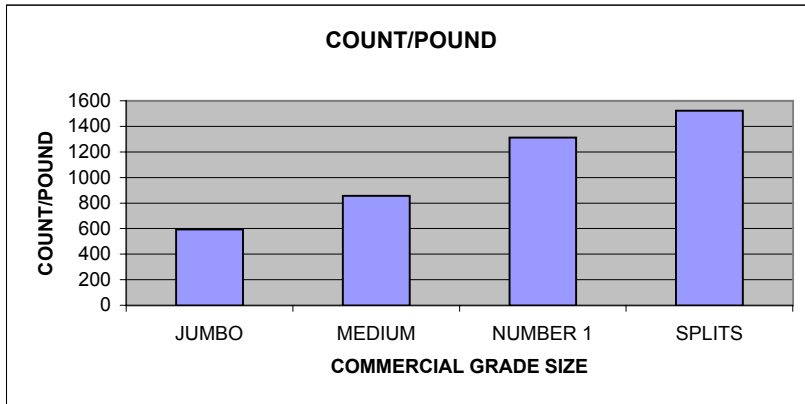
LOCATION 61 SEED MOISTURE CONTENT TABLE

CRSP08

GAC 2000 Percent Moisture & Density

	MC*	kg/hl
Jumbo	6.3	60.3
Medium	6.7	62.6
Number 1	7.2	NA
Splits	6.0	55.8

* NA INDICATES THAT THERE WAS NOT ENOUGH MATERIAL FOR THE GAC 2000 TO READ



LOCATION 61 UPPT 2004 SEED COUNT/POUND TABLE

CRSP14

Weight of 100 seed

	Wt (g)	Wt of 1 seed	Count/lb
Jumbo	72.0	0.720	630
Medium	53.5	0.535	848
Number 1	37.3	0.373	1216
Splits	28.8	0.288	1575

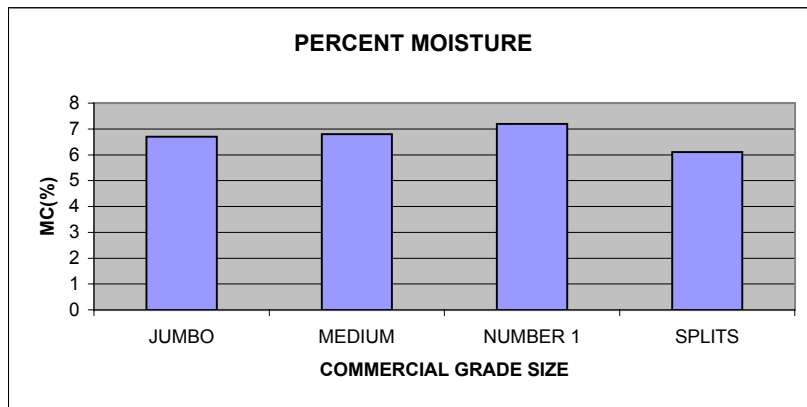
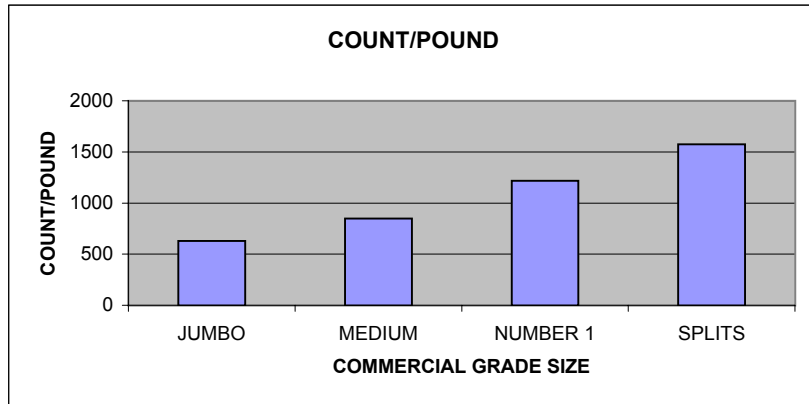
LOCATION 61 SEED MOISTURE CONTENT TABLE

CRSP14

GAC 2000 Percent Moisture & Density

	MC*	kg/hl
Jumbo	6.7	57.8
Medium	6.8	61.7
Number 1	7.2	NA
Splits	6.1	56.7

* NA INDICATES THAT THERE WAS NOT ENOUGH MATERIAL FOR THE GAC 2000 TO READ



LOCATION 61 UPPT 2004 SEED COUNT/POUND TABLE

NC7

Weight of 100 seed

	Wt (g)	Wt of 1 seed	Count/lb
ELK	99.6	0.996	455
Medium	61.3	0.613	740
Number 1	39.5	0.395	1148
Splits	44.0	0.440	1031

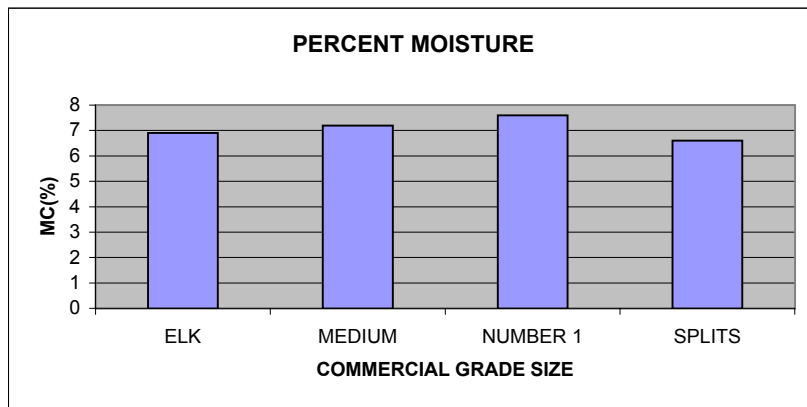
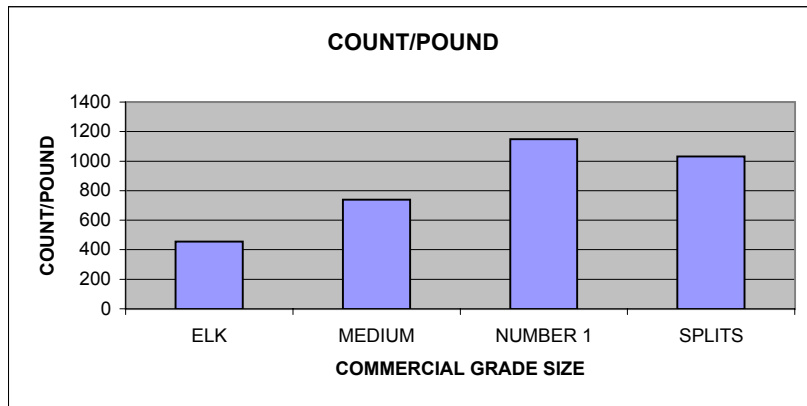
LOCATION 61 SEED MOISTURE CONTENT TABLE

NC7

GAC 2000 Percent Moisture & Density

	MC*	kg/hl
ELK	6.9	58.5
Medium	7.2	59.7
Number 1	7.6	NA
Splits	6.6	55.9

* NA INDICATES THAT THERE WAS NOT ENOUGH MATERIAL FOR THE GAC 2000 TO READ



LOCATION 61 UPPT 2004 SEED COUNT/POUND TABLE

GA012534

Weight of 100 seed

	Wt (g)	Wt of 1 seed	Count/lb
ELK	79.5	0.795	571
Medium	51.9	0.519	874
Number 1	37.2	0.372	1219
Splits	35.5	0.355	1278

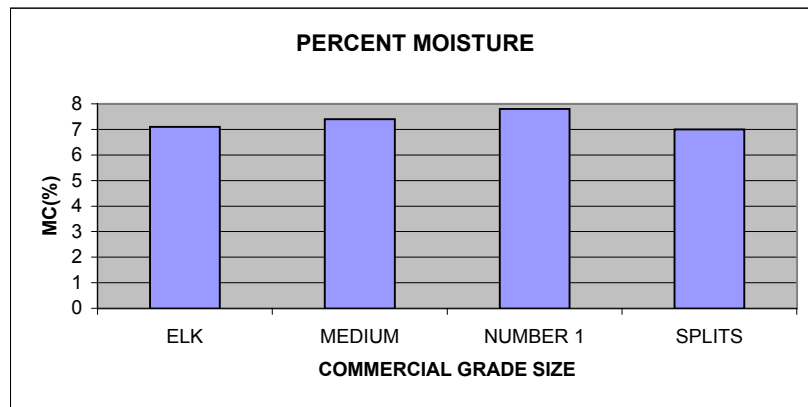
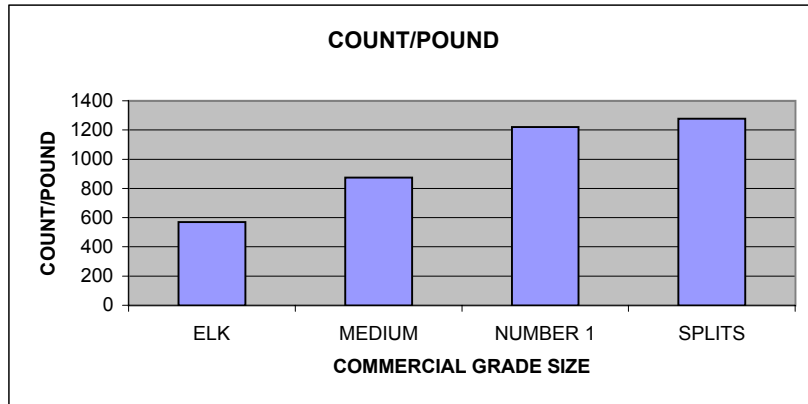
LOCATION 61 SEED MOISTURE CONTENT TABLE

GA012534

GAC 2000 Percent Moisture & Density

	MC*	kg/hl
ELK	7.1	58.2
Medium	7.4	58.6
Number 1	7.8	58.6
Splits	7.0	54.5

* NA INDICATES THAT THERE WAS NOT ENOUGH MATERIAL FOR THE GAC 2000 TO READ



LOCATION 61 UPPT 2004 SEED COUNT/POUND TABLE

N00098ol

Weight of 100 seed

	Wt (g)	Wt of 1 seed	Count/lb
ELK	101.1	1.011	449
Medium	63.0	0.630	720
Number 1	44.9	0.449	1010
Splits	41.4	0.414	1096

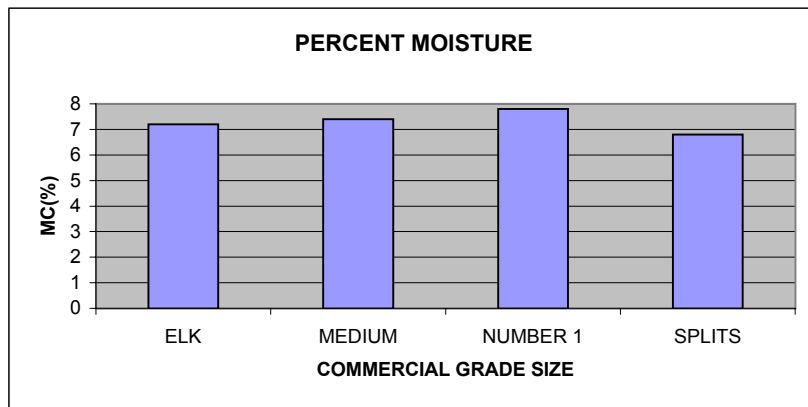
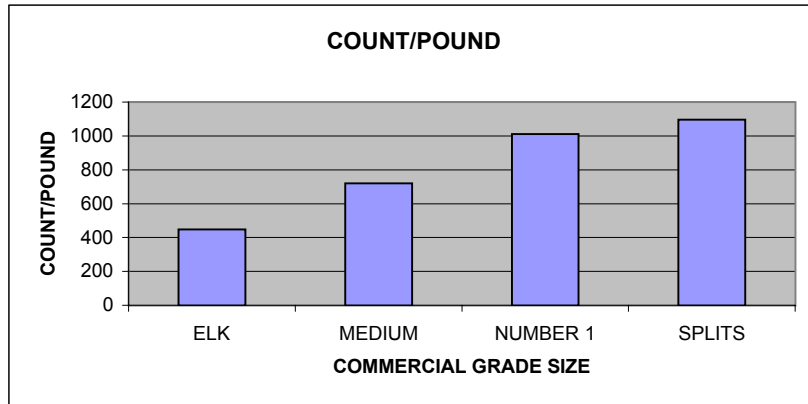
LOCATION 61 SEED MOISTURE CONTENT TABLE

N00098ol

GAC 2000 Percent Moisture & Density

	MC*	kg/hl
ELK	7.2	59.4
Medium	7.4	61.4
Number 1	7.8	60.5
Splits	6.8	54.7

* NA INDICATES THAT THERE WAS NOT ENOUGH MATERIAL FOR THE GAC 2000 TO READ



LOCATION 61 UPPT 2004 SEED COUNT/POUND TABLE

N01013T

Weight of 100 seed

	Wt (g)	Wt of 1 seed	Count/lb
ELK	93.4	0.934	486
Medium	57.7	0.577	786
Number 1	38.0	0.380	1194
Splits	40.1	0.401	1131

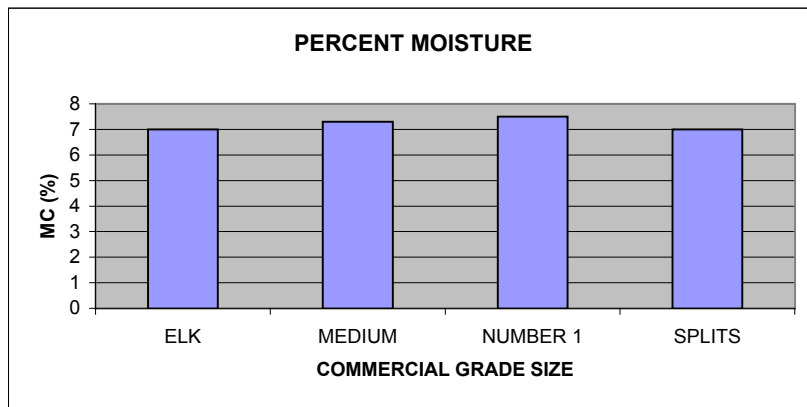
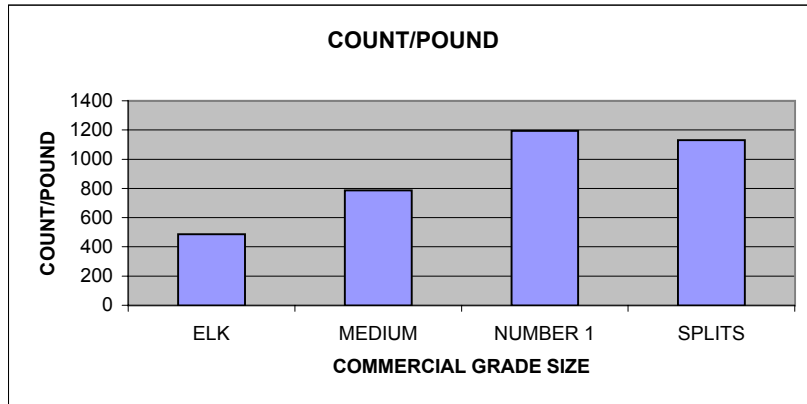
LOCATION 61 SEED MOISTURE CONTENT TABLE

N01013T

GAC 2000 Percent Moisture & Density

	MC*	kg/hl
ELK	7.0	57.7
Medium	7.3	61.6
Number 1	7.5	NA
Splits	7.0	55.0

* NA INDICATES THAT THERE WAS NOT ENOUGH MATERIAL FOR THE GAC 2000 TO READ



LOCATION 61 UPPT 2004 SEED COUNT/POUND TABLE

N02006

Weight of 100 seed

	Wt (g)	Wt of 1 seed	Count/lb
ELK	93.7	0.937	484
Medium	55.0	0.550	825
Number 1	40.1	0.401	1131
Splits	40.5	0.405	1120

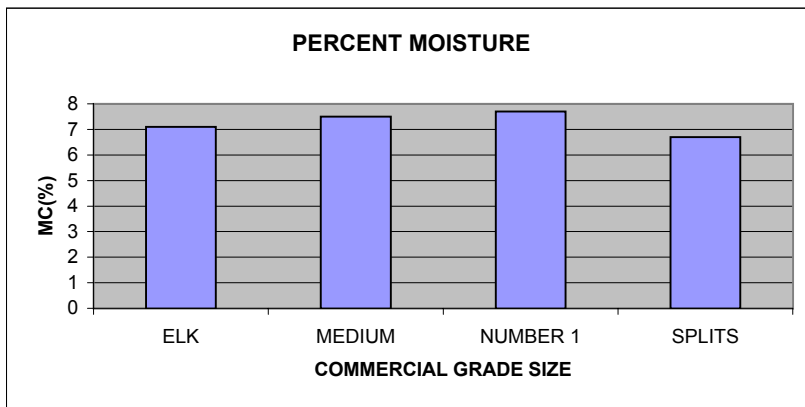
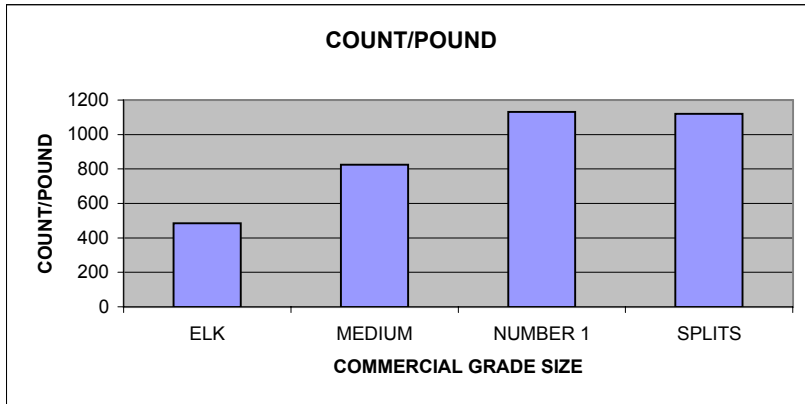
LOCATION 61 SEED MOISTURE CONTENT TABLE

N02006

GAC 2000 Percent Moisture & Density

	MC*	kg/hl
ELK	7.1	55.2
Medium	7.5	50.7
Number 1	7.7	NA
Splits	6.7	54.7

* NA INDICATES THAT THERE WAS NOT ENOUGH MATERIAL FOR THE GAC 2000 TO READ



LOCATION 61 UPPT 2004 SEED COUNT/POUND TABLE

VT003069

Weight of 100 seed

	Wt (g)	Wt of 1 seed	Count/lb
ELK	94.9	0.949	478
Medium	64.7	0.647	701
Number 1	43.4	0.434	1045
Splits	44.0	0.440	1031

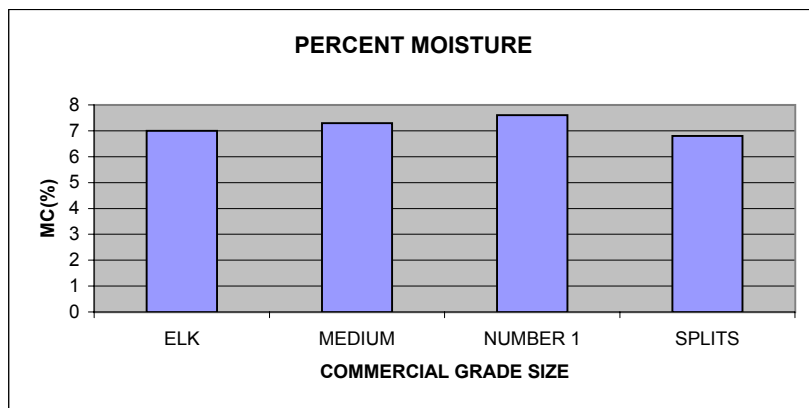
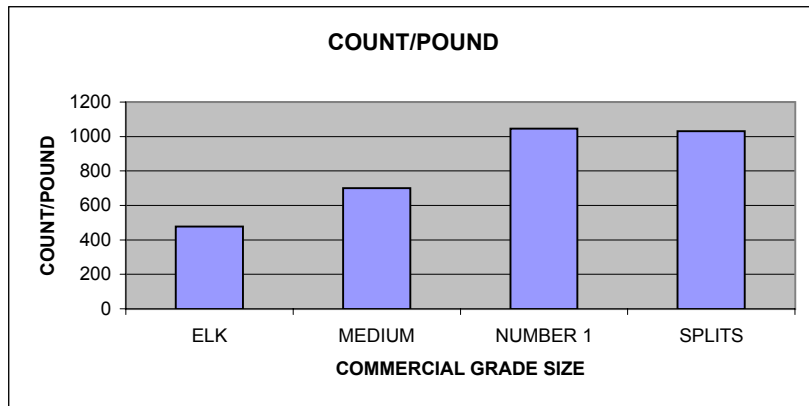
LOCATION 61 SEED MOISTURE CONTENT TABLE

VT003069

GAC 2000 Percent Moisture & Density

	MC*	kg/hl
ELK	7.0	58.0
Medium	7.3	60.3
Number 1	7.6	61.9
Splits	6.8	52.8

* NA INDICATES THAT THERE WAS NOT ENOUGH MATERIAL FOR THE GAC 2000 TO READ



LOCATION 61 UPPT 2004 SHELLING DATA

VARIETY: FLORUNNER DATE: DEC, 16, 2004

VARIETY: UF03325 DATE: DEC, 16, 2004

STAGE	GRATE		WEIGHT	TIME
1st	29	initial	6667.1	121 sec.
		grams shelled / min	1894.7	
2nd	26	unshelled	2846.1	128 sec.
		grams shelled / min	883.8	
3rd	23	unshelled	960.7	116 sec.
		grams shelled / min	379.0	
4th	20	unshelled	227.9	40 sec.
		grams shelled / min	306.2	
5th	17	unshelled	23.8	9 sec.
		grams shelled / min	158.7	
6th		unshelled		
		grams shelled / min		
Final grams unshelled			0.0	
Total grams shelled			6667.1	6.90 min.
Total grams shelled / min			966.2	
HULLS			1215.9	

GRATE		WEIGHT	TIME
27	initial	6868.0	222 sec.
	grams shelled / min	1618.2	
24	unshelled	880.6	113 sec.
	grams shelled / min	362.3	
21	unshelled	198.2	44 sec.
	grams shelled / min	238.5	
18	unshelled	23.3	10 sec.
	grams shelled / min	139.8	
unshelled			
grams shelled / min			
Final grams unshelled			0.0
Total grams shelled			6868.0 6.48 min.
Total grams shelled / min			1059.3
HULLS			1330.4

VARIETY: UF03326 DATE: DEC, 16, 2004

VARIETY: UF03514 DATE: DEC, 16, 2004

STAGE	GRATE		WEIGHT	TIME
1st	29	initial	6529.7	178 sec.
		grams shelled / min	1878.7	
2nd	26	unshelled	956.1	82 sec.
		grams shelled / min	490.0	
3rd	23	unshelled	286.4	54 sec.
		grams shelled / min	302.9	
4th	20	unshelled	13.8	5 sec.
		grams shelled / min	165.6	
5th	17	unshelled	0.0	1 sec.
		grams shelled / min	0.0	
6th		unshelled		
		grams shelled / min		
Final grams unshelled			0.0	
Total grams shelled			6529.7	5.33 min.
Total grams shelled / min			1224.3	
HULLS			1297.5	

GRATE		WEIGHT	TIME
30	initial	6823.9	136 sec.
	grams shelled / min	2030.8	
27	unshelled	2220.7	104 sec.
	grams shelled / min	854.1	
24	unshelled	740.2	94 sec.
	grams shelled / min	357.7	
21	unshelled	179.8	40 sec.
	grams shelled / min	269.7	
18	unshelled	9.3	4 sec.
	grams shelled / min	139.5	
unshelled			
grams shelled / min			
Final grams unshelled			0.0
Total grams shelled			6823.9 6.30 min.
Total grams shelled / min			1083.2
HULLS			1322.7

VARIETY: GA002501 DATE: DEC, 16, 2004

VARIETY: GA011557 DATE: DEC, 17, 2004

STAGE	GRATE		WEIGHT	TIME
1st	29	initial	6631.2	122 sec.
		grams shelled / min	1871.5	
2nd	26	unshelled	2825.8	151 sec.
		grams shelled / min	718.6	
3rd	23	unshelled	1017.3	139 sec.
		grams shelled / min	358.0	
4th	20	unshelled	188.0	39 sec.
		grams shelled / min	266.3	
5th	17	unshelled	14.9	7 sec.
		grams shelled / min	127.7	
6th		unshelled		
		grams shelled / min		
Final grams unshelled			0.0	
Total grams shelled			6631.2	7.63 min.
Total grams shelled / min			868.7	
HULLS			1324.9	

GRATE		WEIGHT	TIME
28	initial	7039.7	178 sec.
	grams shelled / min	1943.4	
25	unshelled	1274.2	88 sec.
	grams shelled / min	726.0	
22	unshelled	209.4	47 sec.
	grams shelled / min	248.6	
19	unshelled	14.7	7 sec.
	grams shelled / min	126.0	
unshelled			
grams shelled / min			
Final grams unshelled			0.0
Total grams shelled			7039.7 5.33 min.
Total grams shelled / min			1319.9
HULLS			1254.2

LOCATION 61 UPPT 2004 SHELLING DATA

VARIETY: CRSP08 DATE: DEC, 17, 2004

VARIETY: CRSP14 DATE: DEC, 17, 2004

STAGE	GRATE	WEIGHT	TIME
1st	29 initial	6483.7	173 sec.
	grams shelled / min	1780.7	
2nd	26 unshelled	1349.4	147 sec.
	grams shelled / min	431.8	
3rd	23 unshelled	291.4	87 sec.
	grams shelled / min	180.1	
4th	20 unshelled	30.3	15 sec.
	grams shelled / min	100.4	
5th	unshelled		
	grams shelled / min		
6th	unshelled		
	grams shelled / min		
	Final grams unshelled	5.2	
	Total grams shelled	6483.7	7.03 min.
	Total grams shelled / min	921.9	
	HULLS	1366.8	

GRATE	WEIGHT	TIME
30 initial	6961.2	164 sec.
grams shelled / min	1925.6	
27 unshelled	1697.8	118 sec.
grams shelled / min	653.2	
24 unshelled	413.2	88 sec.
grams shelled / min	230.6	
21 unshelled	75.0	32 sec.
grams shelled / min	117.8	
18 unshelled	12.2	4 sec.
grams shelled / min	183.0	
unshelled		
grams shelled / min		
Final grams unshelled	0.0	
Total grams shelled	6961.2	6.77 min.
Total grams shelled / min	1028.7	
HULLS	1444.1	

VARIETY: NC7 DATE: DEC, 17, 2004

VARIETY: GA012534 DATE: DEC, 17, 2004

STAGE	GRATE	WEIGHT	TIME
1st	32 initial	6349.9	156 sec.
	grams shelled / min	2085.3	
2nd	29 unshelled	928.0	55 sec.
	grams shelled / min	582.1	
3rd	26 unshelled	394.4	62 sec.
	grams shelled / min	247.4	
4th	23 unshelled	138.8	42 sec.
	grams shelled / min	175.4	
5th	20 unshelled	16.0	6 sec.
	grams shelled / min	160.0	
6th	unshelled		
	grams shelled / min		
	Final grams unshelled	0.0	
	Total grams shelled	6349.9	5.35 min.
	Total grams shelled / min	1186.9	
	HULLS	1461.0	

GRATE	WEIGHT	TIME
30 initial	6574.8	176 sec.
grams shelled / min	1957.4	
27 unshelled	833.2	68 sec.
grams shelled / min	540.4	
24 unshelled	220.8	42 sec.
grams shelled / min	275.1	
21 unshelled	28.2	10 sec.
grams shelled / min	142.2	
18 unshelled	4.5	2 sec.
grams shelled / min	135.0	
unshelled		
grams shelled / min		
Final grams unshelled	0.0	
Total grams shelled	6574.8	4.97 min.
Total grams shelled / min	1323.8	
HULLS	1436.7	

VARIETY: N000980l DATE: DEC, 17, 2004

VARIETY: N01013T DATE: DEC, 17, 2004

STAGE	GRATE	WEIGHT	TIME
1st	31 initial	7182.6	200 sec.
	grams shelled / min	1957.1	
2nd	28 unshelled	659.0	52 sec.
	grams shelled / min	425.8	
3rd	25 unshelled	290.0	44 sec.
	grams shelled / min	257.5	
4th	22 unshelled	101.2	30 sec.
	grams shelled / min	173.8	
5th	19 unshelled	14.3	6 sec.
	grams shelled / min	143.0	
6th	unshelled		
	grams shelled / min		
	Final grams unshelled	0.0	
	Total grams shelled	7182.6	5.53 min.
	Total grams shelled / min	1298.1	
	HULLS	1692.7	

GRATE	WEIGHT	TIME
32 initial	6295.0	168 sec.
grams shelled / min	1697.9	
29 unshelled	1540.9	84 sec.
grams shelled / min	539.8	
26 unshelled	785.2	102 sec.
grams shelled / min	243.9	
23 unshelled	370.6	144 sec.
grams shelled / min	126.0	
20 unshelled	68.1	34 sec.
grams shelled / min	96.4	
17 unshelled	13.5	5 sec.
grams shelled / min	162.0	
Final grams unshelled	0.0	
Total grams shelled	6295.0	8.95 min.
Total grams shelled / min	703.4	
HULLS	1389.3	

LOCATION 61 UPPT 2004 SHELLING DATA

VARIETY: N02006

DATE: DEC, 17, 2004

VARIETY: VT003069

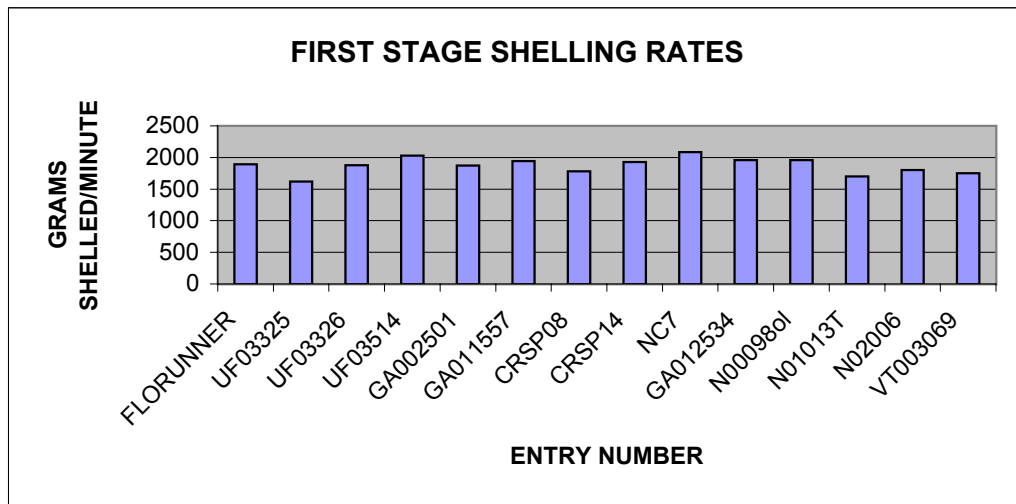
DATE: DEC, 18, 2004

STAGE	GRATE		WEIGHT	TIME
1st	31	initial	6790.7	212 sec.
		grams shelled / min	1799.4	
2nd	28	unshelled	432.9	67 sec.
		grams shelled / min	219.9	
3rd	25	unshelled	187.3	43 sec.
		grams shelled / min	161.2	
4th	22	unshelled	71.8	27 sec.
		grams shelled / min	136.2	
5th	19	unshelled	10.5	5 sec.
		grams shelled / min	126.0	
6th		unshelled		
		grams shelled / min		
		Final grams unshelled	0.0	
		Total grams shelled	6790.7	5.90 min.
		Total grams shelled / min	1151.0	
		HULLS	1618.9	

GRATE		WEIGHT	TIME	
30	initial	6890.0	208 sec.	
	grams shelled / min	1748.8		
27	unshelled	827.5	75 sec.	
	grams shelled / min	431.5		
24	unshelled	288.1	60 sec.	
	grams shelled / min	218.0		
21	unshelled	70.1	22 sec.	
	grams shelled / min	168.8		
18	unshelled	8.2	3 sec.	
	grams shelled / min	164.0		
		unshelled		
		grams shelled / min		
		Final grams unshelled	0.0	
		Total grams shelled	6890.0	6.13 min.
		Total grams shelled / min	1123.4	
		HULLS	1429.7	

LOCATION 61 UPPT 2004 FIRST STAGE SHELLING RATES

<u>ENTRY NUMBER</u>	<u>GRAMS SHELLED / MINUTE</u>
FLORUNNER	1894.7
UF03325	1618.2
UF03326	1878.7
UF03514	2030.8
GA002501	1871.5
GA011557	1943.4
CRSP08	1780.7
CRSP14	1925.6
NC7	2085.3
GA012534	1957.4
N000980l	1957.1
N01013T	1697.9
N02006	1799.4
VT003069	1748.8



LOCATION 62 UPPT 2004 POD BULK DENSITY TABLE

FLORUNNER

BULK DENSITY	Kg	cm	Kg/m ³
	6.59	22.70	312.66

UF03326

BULK DENSITY	Kg	cm	Kg/m ³
	6.79	25.75	284.04

GA002501

BULK DENSITY	Kg	cm	Kg/m ³
	6.83	23.05	318.71

CRSP08

BULK DENSITY	Kg	cm	Kg/m ³
	6.93	26.28	283.98

NC7

BULK DENSITY	Kg	cm	Kg/m ³
	6.76	27.85	261.40

N000980l

BULK DENSITY	Kg	cm	Kg/m ³
	6.82	29.23	251.01

N02006

BULK DENSITY	Kg	cm	Kg/m ³
	6.88	30.50	242.84

UF03325

BULK DENSITY	Kg	cm	Kg/m ³
	6.83	24.13	304.81

UF03514

BULK DENSITY	Kg	cm	Kg/m ³
	6.81	22.75	322.24

GA011557

BULK DENSITY	Kg	cm	Kg/m ³
	6.88	23.13	320.21

CRSP14

BULK DENSITY	Kg	cm	Kg/m ³
	6.70	24.88	289.88

GA012534

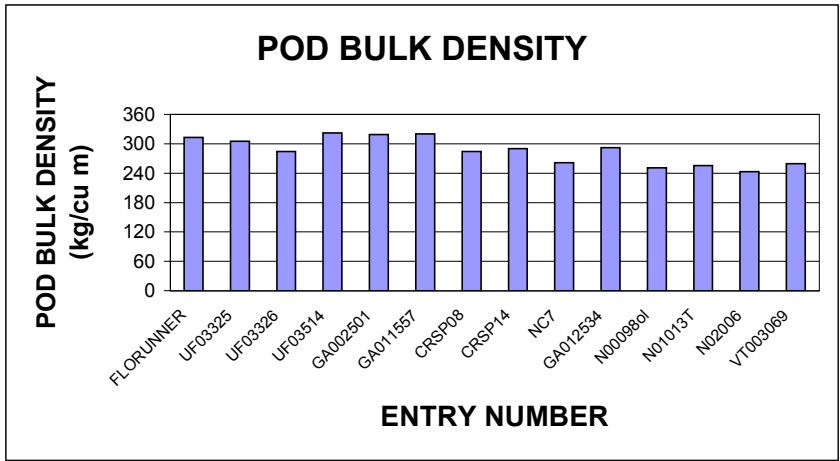
BULK DENSITY	Kg	cm	Kg/m ³
	6.94	25.58	291.94

N01013T

BULK DENSITY	Kg	cm	Kg/m ³
	6.82	28.70	255.68

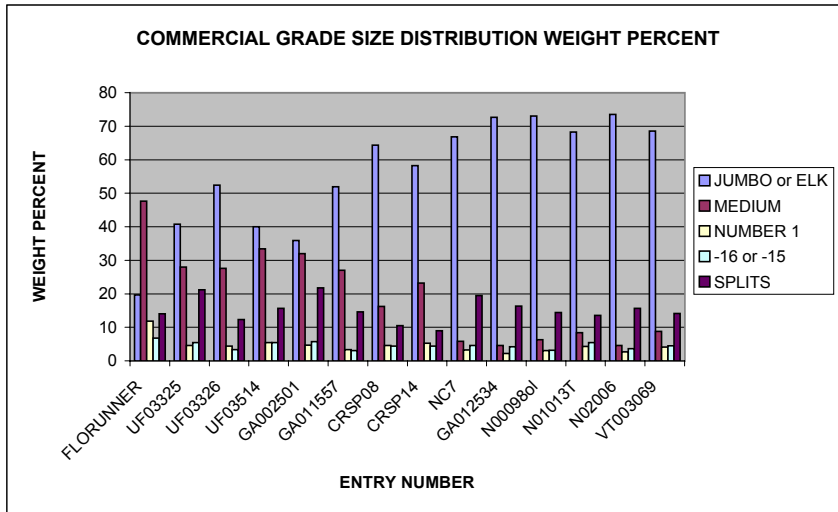
VT003069

BULK DENSITY	Kg	cm	Kg/m ³
	6.74	27.98	259.20



LOCATION 62 UPPT 2004 COMMERCIAL GRADE SIZE WEIGHT PERCENT TABLE

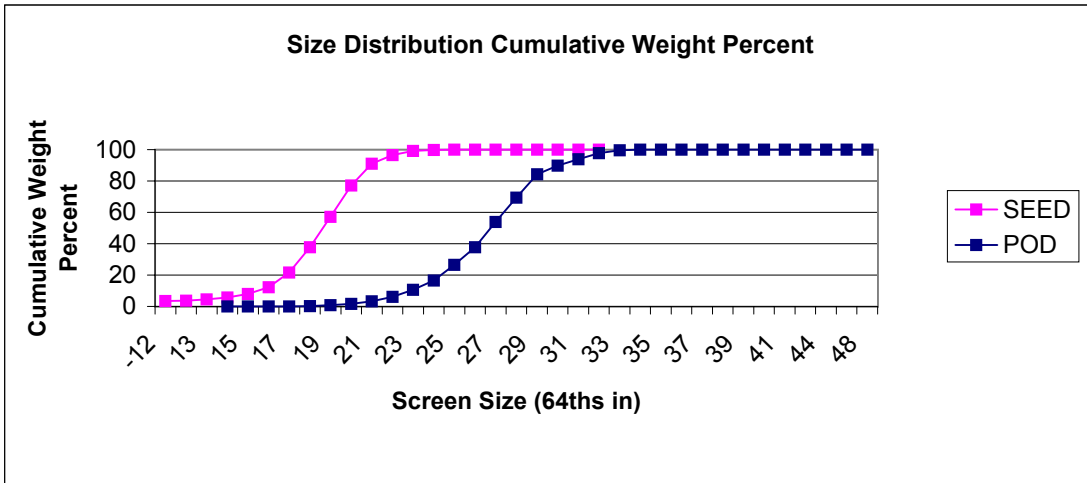
<u>FLORUNNER</u>		<u>UF03325</u>		<u>UF03326</u>		<u>UF03514</u>	
JUMBO	19.65	JUMBO	40.80	JUMBO	52.45	JUMBO	40.02
MEDIUM	47.64	MEDIUM	27.96	MEDIUM	27.54	MEDIUM	33.45
NUMBER 1	11.86	NUMBER 1	4.54	NUMBER 1	4.37	NUMBER 1	5.40
-16	6.78	-16	5.48	-16	3.32	-16	5.43
SPLITS	14.07	SPLITS	21.22	SPLITS	12.31	SPLITS	15.70
<u>GA002501</u>		<u>GA011557</u>		<u>CRSP08</u>		<u>CRSP14</u>	
JUMBO	35.87	JUMBO	51.98	JUMBO	64.33	JUMBO	58.20
MEDIUM	31.95	MEDIUM	27.03	MEDIUM	16.21	MEDIUM	23.17
NUMBER 1	4.66	NUMBER 1	3.33	NUMBER 1	4.55	NUMBER 1	5.24
-16	5.73	-16	3.02	-16	4.43	-16	4.38
SPLITS	21.79	SPLITS	14.65	SPLITS	10.48	SPLITS	9.00
<u>NC7</u>		<u>GA012534</u>		<u>N000980i</u>		<u>N01013T</u>	
ELK	66.80	ELK	72.68	ELK	73.07	ELK	68.30
MEDIUM	5.83	MEDIUM	4.55	MEDIUM	6.29	MEDIUM	8.42
NUMBER 1	3.28	NUMBER 1	2.23	NUMBER 1	3.01	NUMBER 1	4.29
-15	4.58	-15	4.24	-15	3.19	-15	5.43
SPLITS	19.51	SPLITS	16.30	SPLITS	14.45	SPLITS	13.56
<u>N02006</u>		<u>VT003069</u>					
ELK	73.48	ELK	68.52				
MEDIUM	4.55	MEDIUM	8.76				
NUMBER 1	2.69	NUMBER 1	4.08				
-15	3.63	-15	4.48				
SPLITS	15.66	SPLITS	14.16				



LOCATION 62 UPPT 2004 SIZE DISTRIBUTION CUMULATIVE WEIGHT PERCENT TABLE

FLOORRUNNER

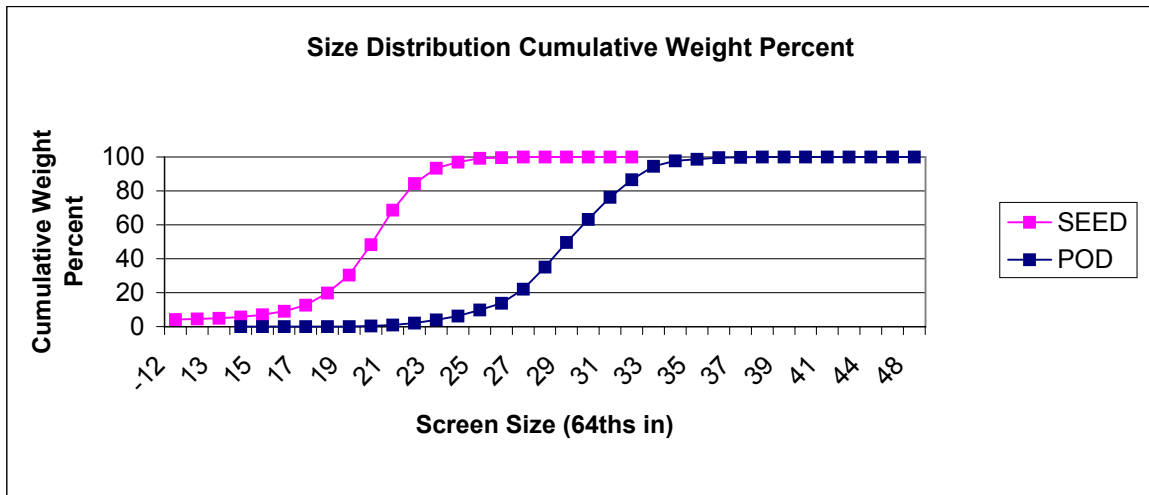
POD				SEED				
SCREEN SIZE	Weight	Wt %	Cum. Wt. %	SCREEN SIZE	Weight	Wt %	Wt % w/o SS	Cum. Wt %
				SS	755.6	14.07	---	---
				-12 & -17R	158.7	2.96	3.44	3.44
				12	14.3	0.27	0.31	3.75
				13	36.2	0.67	0.78	4.53
14	0.0	0.00	0.00	14	50.5	0.94	1.09	5.63
15	0.1	0.01	0.01	15	104.4	1.94	2.26	7.89
16	0.6	0.04	0.04	16	205.2	3.82	4.45	12.34
17	0.6	0.04	0.08	17	431.5	8.04	9.35	21.69
18	3.5	0.21	0.29	18	744.9	13.87	16.15	37.84
19	8.1	0.49	0.78	19	886.7	16.52	19.22	57.06
20	14.4	0.87	1.65	20	926.1	17.25	20.07	77.13
21	25.2	1.52	3.16	21	638.5	11.89	13.84	90.97
22	47.7	2.88	6.04	22	258.9	4.82	5.61	96.59
23	74.4	4.48	10.53	23	116.9	2.18	2.53	99.12
24	98.5	5.94	16.46	24	34.2	0.64	0.74	99.86
25	166.6	10.04	26.51	25	6.4	0.12	0.14	100.00
26	188.2	11.34	37.85	26	0.0	0.00	0.00	100.00
27	265.4	16.00	53.85	27	0.0	0.00	0.00	100.00
28	257.3	15.51	69.36	28	0.0	0.00	0.00	100.00
29	248.9	15.00	84.36	29	0.0	0.00	0.00	100.00
30	91.1	5.49	89.85	30	0.0	0.00	0.00	100.00
31	66.6	4.01	93.87	31	0.0	0.00	0.00	100.00
32	66.1	3.98	97.85	32	0.0	0.00	0.00	100.00
33	29.9	1.80	99.66	Total	5369.0	100	100	
34	5.7	0.34	100.00	Hull wt	1229.4			
35	0.0	0.00	100.00	Wt w/o SS	4613.4			
36	0.0	0.00	100.00	Percent Hulls		18.63		
37	0.0	0.00	100.00	Percent Meats		81.37		
38	0.0	0.00	100.00			100		
39	0.0	0.00	100.00					
40	0.0	0.00	100.00					
41	0.0	0.00	100.00					
42	0.0	0.00	100.00					
44	0.0	0.00	100.00					
46	0.0	0.00	100.00					
48	0.0	0.00	100.00					
POD WT.	1658.9							



LOCATION 62 UPPT 2004 SIZE DISTRIBUTION CUMULATIVE WEIGHT PERCENT TABLE

UF03325

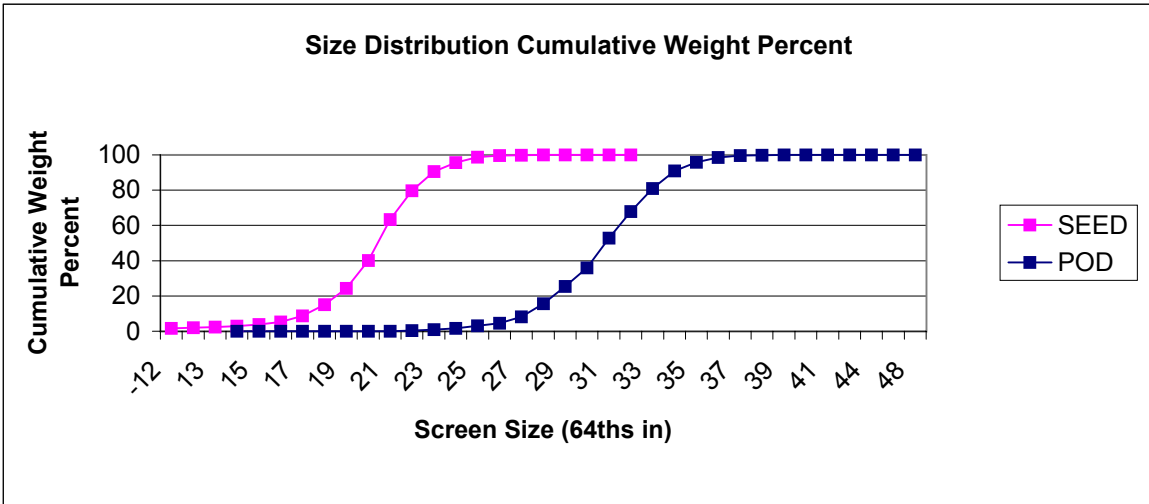
POD				SEED				
SCREEN SIZE	Weight	Wt %	Cum. Wt. %	SCREEN SIZE	Weight	Wt %	Wt % w/o SS	Cum. Wt %
				SS	1161.3	21.22	---	---
				-12 & -17R	181.1	3.31	4.20	4.20
				12	11.4	0.21	0.26	4.47
				13	19.7	0.36	0.46	4.92
14	0.0	0.00	0.00	14	28.4	0.52	0.66	5.58
15	0.0	0.00	0.00	15	59.3	1.08	1.38	6.96
16	0.0	0.00	0.00	16	89.9	1.64	2.09	9.04
17	0.0	0.00	0.00	17	158.4	2.89	3.67	12.72
18	0.4	0.02	0.02	18	302.2	5.52	7.01	19.73
19	1.0	0.06	0.08	19	460.4	8.41	10.68	30.41
20	4.7	0.27	0.35	20	767.5	14.02	17.80	48.21
21	9.8	0.56	0.91	21	880.9	16.10	20.43	68.64
22	21.3	1.22	2.14	22	675.5	12.34	15.67	84.31
23	30.5	1.75	3.89	23	393.9	7.20	9.14	93.45
24	39.9	2.29	6.18	24	151.9	2.78	3.52	96.97
25	61.8	3.55	9.73	25	94.8	1.73	2.20	99.17
26	69.7	4.00	13.74	26	20.7	0.38	0.48	99.65
27	145.8	8.38	22.11	27	15.1	0.28	0.35	100.00
28	225.0	12.93	35.04	28	0.0	0.00	0.00	100.00
29	253.4	14.56	49.59	29	0.0	0.00	0.00	100.00
30	238.2	13.68	63.28	30	0.0	0.00	0.00	100.00
31	225.4	12.95	76.22	31	0.0	0.00	0.00	100.00
32	181.4	10.42	86.64	32	0.0	0.00	0.00	100.00
33	136.9	7.86	94.51	Total	5472.4	100	100	
34	56.6	3.25	97.76	Hull wt	1346.4			
35	16.9	0.97	98.73	Wt w/o SS	4311.1			
36	15.5	0.89	99.62	Percent Hulls		19.75		
37	3.6	0.21	99.83	Percent Meats		80.25		
38	3.0	0.17	100.00			100		
39	0.0	0.00	100.00					
40	0.0	0.00	100.00					
41	0.0	0.00	100.00					
42	0.0	0.00	100.00					
44	0.0	0.00	100.00					
46	0.0	0.00	100.00					
48	0.0	0.00	100.00					
POD WT.	1740.8							



LOCATION 62 UPPT 2004 SIZE DISTRIBUTION CUMULATIVE WEIGHT PERCENT TABLE

UF03326

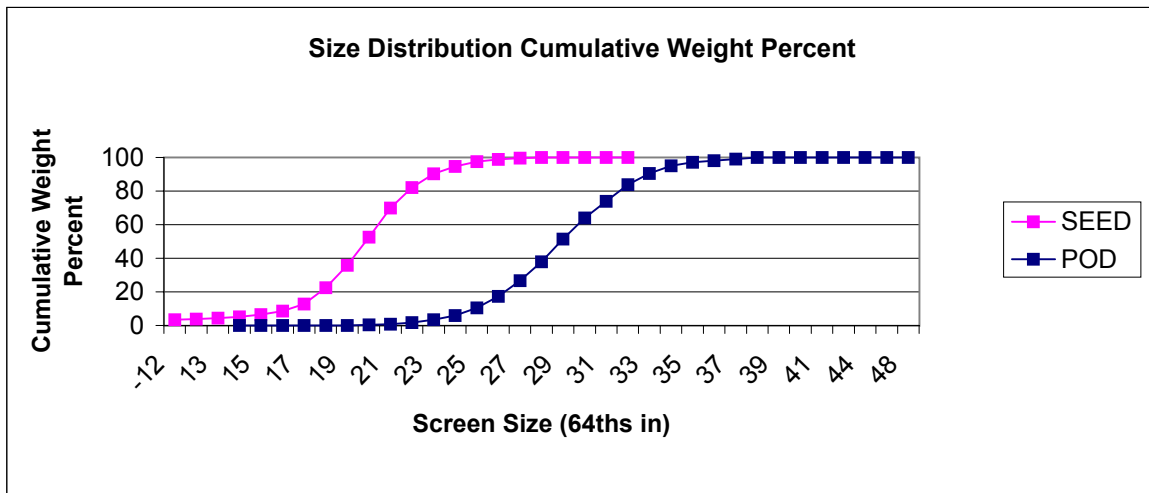
POD				SEED				
SCREEN SIZE	Weight	Wt %	Cum. Wt. %	SCREEN SIZE	Weight	Wt %	Wt % w/o SS	Cum. Wt %
				SS	673.2	12.31	---	---
				-12 & -17R	78.5	1.44	1.64	1.64
				12	14.1	0.26	0.29	1.93
				13	20.0	0.37	0.42	2.35
14	0.0	0.00	0.00	14	25.7	0.47	0.54	2.89
15	0.0	0.00	0.00	15	43.4	0.79	0.91	3.79
16	0.0	0.00	0.00	16	74.2	1.36	1.55	5.34
17	0.0	0.00	0.00	17	164.8	3.01	3.44	8.78
18	0.0	0.00	0.00	18	305.4	5.59	6.37	15.15
19	0.2	0.01	0.01	19	438.0	8.01	9.14	24.28
20	0.0	0.00	0.01	20	762.3	13.94	15.90	40.19
21	0.5	0.03	0.04	21	1105.8	20.23	23.07	63.26
22	4.3	0.25	0.29	22	789.2	14.44	16.46	79.72
23	9.1	0.53	0.82	23	522.2	9.55	10.89	90.61
24	12.5	0.73	1.55	24	240.7	4.40	5.02	95.64
25	25.9	1.51	3.06	25	146.1	2.67	3.05	98.68
26	25.2	1.47	4.54	26	44.4	0.81	0.93	99.61
27	63.6	3.71	8.25	27	14.0	0.26	0.29	99.90
28	126.1	7.36	15.61	28	3.4	0.06	0.07	99.97
29	167.6	9.78	25.39	29	0.0	0.00	0.00	99.97
30	180.4	10.53	35.93	30	1.3	0.02	0.03	100.00
31	288.2	16.82	52.75	31	0.0	0.00	0.00	100.00
32	258.1	15.07	67.82	32	0.0	0.00	0.00	100.00
33	225.5	13.16	80.98	Total	5466.7	100	100	
34	169.3	9.88	90.86	Hull wt	1322.3			
35	84.1	4.91	95.77	Wt w/o SS	4793.5			
36	48.2	2.81	98.59	Percent Hulls		19.48		
37	17.7	1.03	99.62	Percent Meats		80.52		
38	4.9	0.29	99.91			100		
39	1.6	0.09	100.00					
40	0.0	0.00	100.00					
41	0.0	0.00	100.00					
42	0.0	0.00	100.00					
44	0.0	0.00	100.00					
46	0.0	0.00	100.00					
48	0.0	0.00	100.00					
POD WT.	1713.0							



LOCATION 62 UPPT 2004 SIZE DISTRIBUTION CUMULATIVE WEIGHT PERCENT TABLE

UF03514

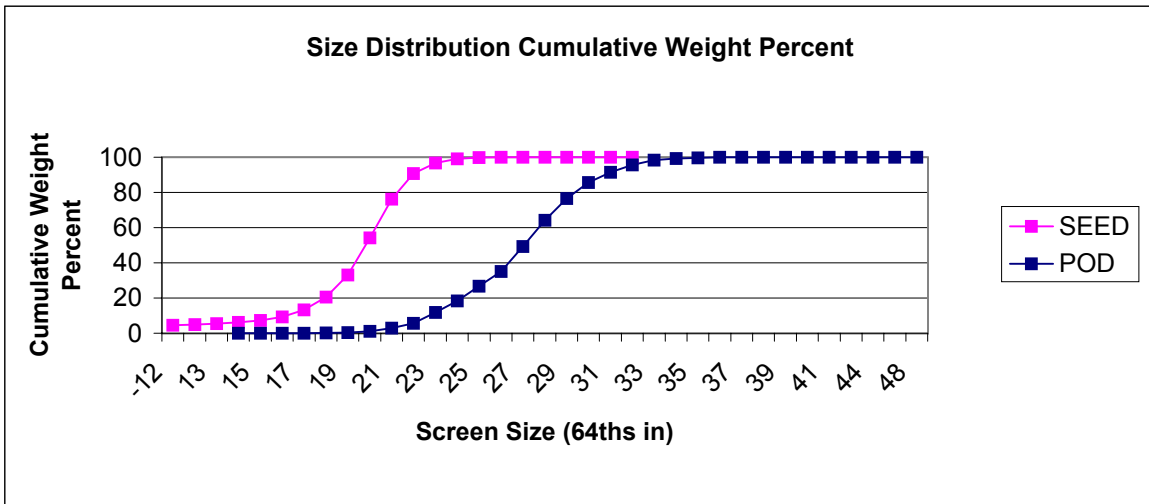
POD				SEED				
SCREEN SIZE	Weight	Wt %	Cum. Wt. %	SCREEN SIZE	Weight	Wt %	Wt % w/o SS	Cum. Wt %
				SS	871.8	15.70	---	---
				-12 & -17R	161.0	2.90	3.44	3.44
				12	14.3	0.26	0.31	3.75
				13	26.2	0.47	0.56	4.31
14	0.0	0.00	0.00	14	37.2	0.67	0.79	5.10
15	0.0	0.00	0.00	15	62.6	1.13	1.34	6.44
16	0.0	0.00	0.00	16	103.6	1.87	2.21	8.65
17	0.0	0.00	0.00	17	196.1	3.53	4.19	12.84
18	0.0	0.00	0.00	18	452.0	8.14	9.66	22.50
19	1.2	0.07	0.07	19	619.4	11.16	13.24	35.74
20	4.8	0.27	0.34	20	785.7	14.15	16.79	52.53
21	8.4	0.48	0.81	21	813.0	14.64	17.37	69.90
22	15.8	0.89	1.71	22	567.6	10.22	12.13	82.03
23	29.0	1.64	3.35	23	383.2	6.90	8.19	90.22
24	44.6	2.52	5.87	24	209.3	3.77	4.47	94.69
25	81.9	4.63	10.50	25	135.3	2.44	2.89	97.58
26	120.5	6.82	17.32	26	62.3	1.12	1.33	98.91
27	166.4	9.41	26.73	27	35.5	0.64	0.76	99.67
28	198.6	11.23	37.97	28	11.6	0.21	0.25	99.92
29	238.4	13.49	51.45	29	3.8	0.07	0.08	100.00
30	222.2	12.57	64.02	30	0.0	0.00	0.00	100.00
31	176.1	9.96	73.98	31	0.0	0.00	0.00	100.00
32	172.2	9.74	83.73	32	0.0	0.00	0.00	100.00
33	120.4	6.81	90.54	Total	5551.5	100	100	
34	78.4	4.43	94.97	Hull wt	1250.8			
35	39.7	2.25	97.22	Wt w/o SS	4679.7			
36	14.7	0.83	98.05	Percent Hulls		18.39		
37	19.3	1.09	99.14	Percent Meats		81.61		
38	15.2	0.86	100.00			100		
39	0.0	0.00	100.00					
40	0.0	0.00	100.00					
41	0.0	0.00	100.00					
42	0.0	0.00	100.00					
44	0.0	0.00	100.00					
46	0.0	0.00	100.00					
48	0.0	0.00	100.00					
POD WT.	1767.8							



LOCATION 62 UPPT 2004 SIZE DISTRIBUTION CUMULATIVE WEIGHT PERCENT TABLE

GA002501

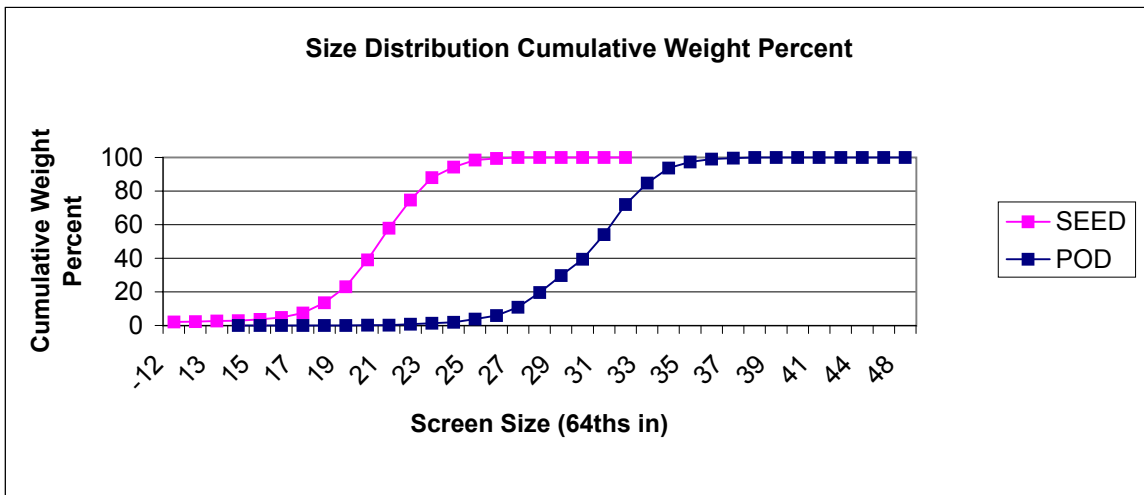
POD				SEED				
SCREEN SIZE	Weight	Wt %	Cum. Wt. %	SCREEN SIZE	Weight	Wt %	Wt % w/o SS	Cum. Wt %
				SS	1213.1	21.79	---	---
				-12 & -17R	201.2	3.61	4.62	4.62
				12	13.6	0.24	0.31	4.93
				13	20.3	0.36	0.47	5.40
14	0.0	0.00	0.00	14	33.4	0.60	0.77	6.17
15	0.0	0.00	0.00	15	50.2	0.90	1.15	7.32
16	0.3	0.02	0.02	16	88.6	1.59	2.04	9.36
17	0.8	0.04	0.06	17	170.6	3.06	3.92	13.27
18	1.4	0.08	0.14	18	319.5	5.74	7.34	20.61
19	4.2	0.24	0.38	19	546.4	9.82	12.55	33.17
20	12.7	0.71	1.09	20	912.6	16.39	20.96	54.13
21	32.6	1.83	2.91	21	958.5	17.22	22.02	76.15
22	49.2	2.75	5.67	22	635.9	11.42	14.61	90.75
23	109.5	6.13	11.80	23	263.4	4.73	6.05	96.80
24	116.7	6.53	18.33	24	95.6	1.72	2.20	99.00
25	150.4	8.42	26.75	25	36.8	0.66	0.85	99.85
26	149.8	8.39	35.14	26	4.0	0.07	0.09	99.94
27	253.6	14.20	49.33	27	2.7	0.05	0.06	100.00
28	264.6	14.81	64.15	28	0.0	0.00	0.00	100.00
29	220.2	12.33	76.48	29	0.0	0.00	0.00	100.00
30	162.9	9.12	85.60	30	0.0	0.00	0.00	100.00
31	104.9	5.87	91.47	31	0.0	0.00	0.00	100.00
32	74.2	4.15	95.62	32	0.0	0.00	0.00	100.00
33	48.1	2.69	98.31	Total	5566.4	100	100	
34	18.3	1.02	99.34	Hull wt	1253.6			
35	6.7	0.38	99.71	Wt w/o SS	4353.3			
36	3.5	0.20	99.91	Percent Hulls		18.38		
37	1.6	0.09	100.00	Percent Meats		81.62		
38	0.0	0.00	100.00			100		
39	0.0	0.00	100.00					
40	0.0	0.00	100.00					
41	0.0	0.00	100.00					
42	0.0	0.00	100.00					
44	0.0	0.00	100.00					
46	0.0	0.00	100.00					
48	0.0	0.00	100.00					
POD WT.	1786.2							



LOCATION 62 UPPT 2004 SIZE DISTRIBUTION CUMULATIVE WEIGHT PERCENT TABLE

GA011557

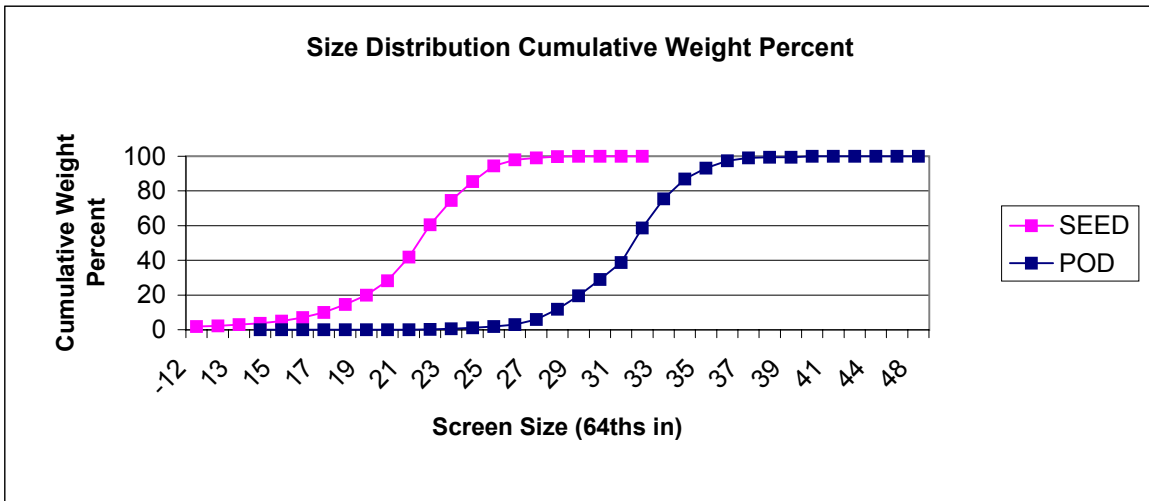
POD				SEED				
SCREEN SIZE	Weight	Wt %	Cum. Wt. %	SCREEN SIZE	Weight	Wt %	Wt % w/o SS	Cum. Wt %
				SS	828.2	14.65	---	---
				-12 & -17R	105.1	1.86	2.18	2.18
				12	7.9	0.14	0.16	2.34
				13	13.6	0.24	0.28	2.62
14	0.0	0.00	0.00	14	15.8	0.28	0.33	2.95
15	0.0	0.00	0.00	15	28.2	0.50	0.58	3.54
16	0.0	0.00	0.00	16	62.4	1.10	1.29	4.83
17	0.2	0.01	0.01	17	125.6	2.22	2.60	7.43
18	0.4	0.02	0.03	18	293.9	5.20	6.09	13.53
19	0.4	0.02	0.06	19	461.1	8.16	9.56	23.08
20	2.1	0.12	0.18	20	772.6	13.67	16.02	39.10
21	1.4	0.08	0.26	21	906.8	16.04	18.80	57.90
22	7.5	0.43	0.68	22	808.4	14.30	16.76	74.65
23	9.8	0.56	1.24	23	641.8	11.35	13.30	87.96
24	12.4	0.71	1.95	24	308.9	5.47	6.40	94.36
25	33.6	1.91	3.86	25	200.8	3.55	4.16	98.52
26	37.0	2.11	5.97	26	39.4	0.70	0.82	99.34
27	85.7	4.88	10.85	27	28.7	0.51	0.59	99.94
28	152.6	8.69	19.54	28	3.1	0.05	0.06	100.00
29	177.0	10.08	29.63	29	0.0	0.00	0.00	100.00
30	172.8	9.84	39.47	30	0.0	0.00	0.00	100.00
31	255.4	14.55	54.02	31	0.0	0.00	0.00	100.00
32	315.9	17.99	72.01	32	0.0	0.00	0.00	100.00
33	224.0	12.76	84.77	Total	5652.3	100	100	
34	155.3	8.85	93.62	Hull wt	1225.1			
35	65.1	3.71	97.33	Wt w/o SS	4824.1			
36	30.8	1.75	99.08	Percent Hulls		17.81		
37	9.1	0.52	99.60	Percent Meats		82.19		
38	7.0	0.40	100.00			100		
39	0.0	0.00	100.00					
40	0.0	0.00	100.00					
41	0.0	0.00	100.00					
42	0.0	0.00	100.00					
44	0.0	0.00	100.00					
46	0.0	0.00	100.00					
48	0.0	0.00	100.00					
POD WT.	1755.5							



LOCATION 62 UPPT 2004 SIZE DISTRIBUTION CUMULATIVE WEIGHT PERCENT TABLE

CRSP08

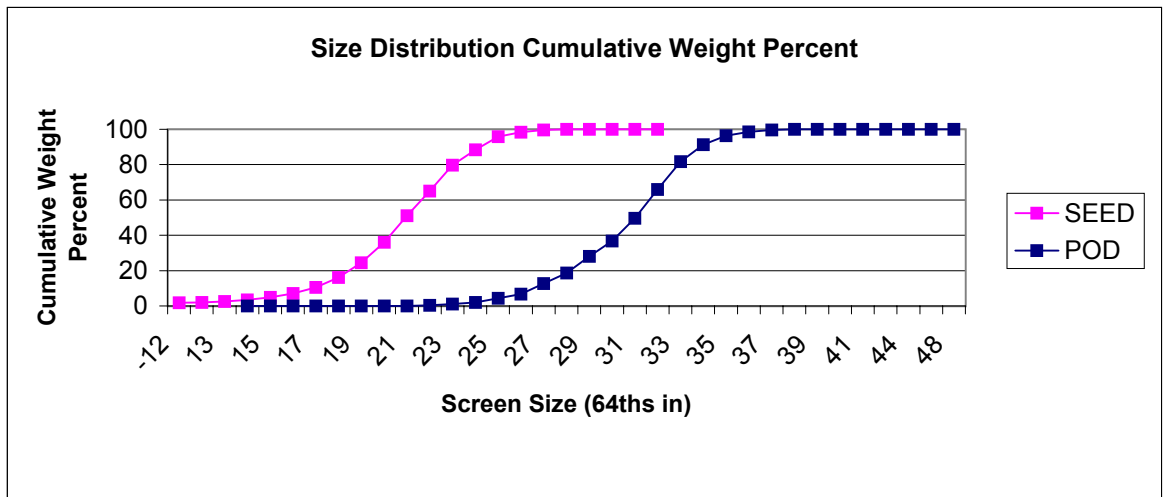
POD				SEED				
SCREEN SIZE	Weight	Wt %	Cum. Wt. %	SCREEN SIZE	Weight	Wt %	Wt % w/o SS	Cum. Wt %
				SS	569.7	10.48	---	---
				-12 & -17R	93.1	1.71	1.91	1.91
				12	16.2	0.30	0.33	2.25
				13	33.0	0.61	0.68	2.92
14	0.0	0.00	0.00	14	37.2	0.68	0.76	3.69
15	0.0	0.00	0.00	15	61.2	1.13	1.26	4.94
16	0.0	0.00	0.00	16	101.2	1.86	2.08	7.02
17	0.0	0.00	0.00	17	146.3	2.69	3.01	10.03
18	0.0	0.00	0.00	18	219.1	4.03	4.50	14.53
19	0.0	0.00	0.00	19	264.1	4.86	5.43	19.95
20	0.4	0.02	0.02	20	398.4	7.33	8.18	28.14
21	1.2	0.07	0.09	21	672.0	12.36	13.80	41.94
22	2.2	0.12	0.21	22	907.2	16.68	18.64	60.58
23	6.8	0.38	0.60	23	679.6	12.50	13.96	74.54
24	7.7	0.44	1.03	24	532.6	9.79	10.94	85.48
25	14.6	0.82	1.86	25	441.8	8.12	9.08	94.55
26	18.3	1.03	2.89	26	165.2	3.04	3.39	97.95
27	54.5	3.08	5.97	27	58.2	1.07	1.20	99.14
28	102.5	5.79	11.76	28	35.1	0.65	0.72	99.86
29	138.7	7.84	19.60	29	5.2	0.10	0.11	99.97
30	166.5	9.41	29.01	30	1.5	0.03	0.03	100.00
31	171.7	9.70	38.71	31	0.0	0.00	0.00	100.00
32	352.5	19.92	58.62	32	0.0	0.00	0.00	100.00
33	296.9	16.77	75.40	Total	5437.9	100	100	
34	203.9	11.52	86.92	Hull wt	1482.5			
35	111.1	6.28	93.19	Wt w/o SS	4868.2			
36	76.0	4.29	97.49	Percent Hulls		21.42		
37	29.7	1.68	99.16	Percent Meats		78.58		
38	6.3	0.36	99.52			100		
39	0.0	0.00	99.52					
40	8.5	0.48	100.00					
41	0.0	0.00	100.00					
42	0.0	0.00	100.00					
44	0.0	0.00	100.00					
46	0.0	0.00	100.00					
48	0.0	0.00	100.00					
POD WT.	1770.0							



LOCATION 62 UPPT 2004 SIZE DISTRIBUTION CUMULATIVE WEIGHT PERCENT TABLE

CRSP14

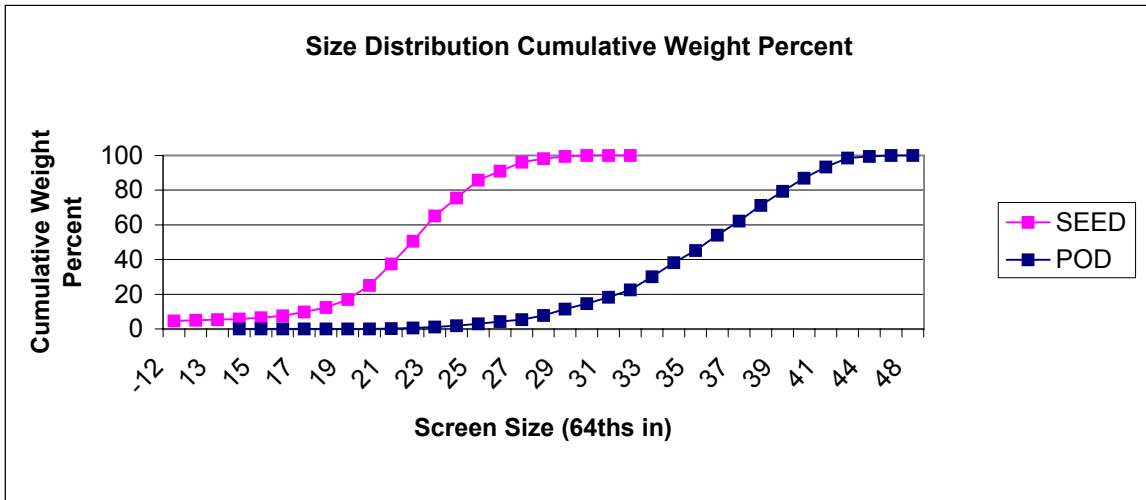
POD				SEED				
SCREEN SIZE	Weight	Wt %	Cum. Wt. %	SCREEN SIZE	Weight	Wt %	Wt % w/o SS	Cum. Wt %
				SS	477.9	9.00	---	---
				-12 & -17R	83.6	1.58	1.73	1.73
				12	16.0	0.30	0.33	2.06
				13	22.7	0.43	0.47	2.53
14	0.0	0.00	0.00	14	41.2	0.78	0.85	3.39
15	0.0	0.00	0.00	15	69.1	1.30	1.43	4.82
16	0.0	0.00	0.00	16	104.9	1.98	2.17	6.99
17	0.0	0.00	0.00	17	173.4	3.27	3.59	10.58
18	0.0	0.00	0.00	18	266.7	5.02	5.52	16.10
19	0.6	0.04	0.04	19	401.2	7.56	8.31	24.41
20	0.3	0.02	0.05	20	562.1	10.59	11.64	36.04
21	0.6	0.04	0.09	21	725.4	13.67	15.02	51.06
22	6.0	0.36	0.45	22	674.9	12.72	13.97	65.04
23	11.5	0.69	1.14	23	705.7	13.30	14.61	79.65
24	13.7	0.82	1.96	24	426.8	8.04	8.84	88.49
25	41.1	2.47	4.43	25	356.0	6.71	7.37	95.86
26	39.0	2.34	6.77	26	122.0	2.30	2.53	98.38
27	97.5	5.86	12.63	27	60.9	1.15	1.26	99.64
28	99.4	5.97	18.60	28	15.9	0.30	0.33	99.97
29	158.3	9.51	28.11	29	1.3	0.02	0.03	100.00
30	143.5	8.62	36.72	30	0.0	0.00	0.00	100.00
31	215.1	12.92	49.64	31	0.0	0.00	0.00	100.00
32	270.3	16.23	65.88	32	0.0	0.00	0.00	100.00
33	262.3	15.75	81.63	Total	5307.7	100	100	
34	162.2	9.74	91.37	Hull wt	1388.0			
35	82.0	4.92	96.29	Wt w/o SS	4829.8			
36	38.6	2.32	98.61	Percent Hulls		20.73		
37	16.7	1.00	99.62	Percent Meats		79.27		
38	6.4	0.38	100.00			100		
39	0.0	0.00	100.00					
40	0.0	0.00	100.00					
41	0.0	0.00	100.00					
42	0.0	0.00	100.00					
44	0.0	0.00	100.00					
46	0.0	0.00	100.00					
48	0.0	0.00	100.00					
POD WT.	1665.1							



LOCATION 62 UPPT 2004 SIZE DISTRIBUTION CUMULATIVE WEIGHT PERCENT TABLE

NC7

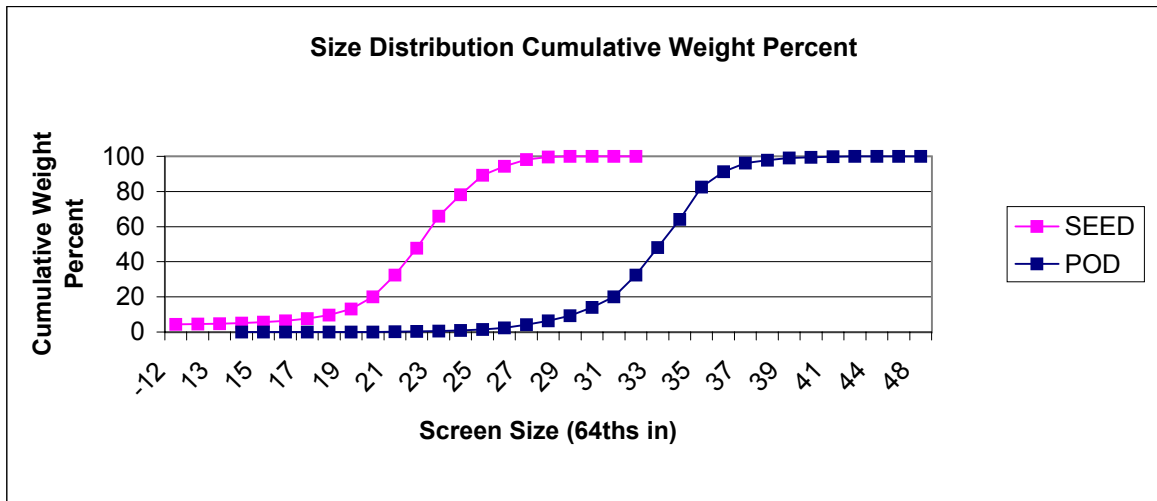
POD				SEED				
SCREEN SIZE	Weight	Wt %	Cum. Wt. %	SCREEN SIZE	Weight	Wt %	Wt % w/o SS	Cum. Wt %
				SS	1034.5	19.51	---	---
				-12 & -20R	199.8	3.77	4.68	4.68
				12	11.7	0.22	0.27	4.96
				13	13.1	0.25	0.31	5.26
14	0.0	0.00	0.00	14	18.0	0.34	0.42	5.69
15	0.0	0.00	0.00	15	32.0	0.60	0.75	6.44
16	0.0	0.00	0.00	16	50.0	0.94	1.17	7.61
17	0.0	0.00	0.00	17	92.1	1.74	2.16	9.77
18	0.0	0.00	0.00	18	111.8	2.11	2.62	12.39
19	0.0	0.00	0.00	19	197.2	3.72	4.62	17.01
20	0.0	0.00	0.00	20	348.5	6.57	8.17	25.17
21	3.5	0.20	0.20	21	521.0	9.83	12.21	37.38
22	6.4	0.36	0.56	22	561.7	10.59	13.16	50.55
23	9.9	0.56	1.12	23	624.6	11.78	14.64	65.18
24	13.0	0.74	1.85	24	442.3	8.34	10.37	75.55
25	18.5	1.05	2.90	25	434.8	8.20	10.19	85.74
26	22.5	1.27	4.17	26	226.4	4.27	5.31	91.05
27	21.1	1.19	5.37	27	215.4	4.06	5.05	96.09
28	41.6	2.35	7.72	28	91.8	1.73	2.15	98.24
29	66.8	3.78	11.50	29	50.0	0.94	1.17	99.42
30	52.9	2.99	14.49	30	21.7	0.41	0.51	99.93
31	66.6	3.77	18.26	31	0.0	0.00	0.00	99.93
32	76.4	4.32	22.58	32	3.2	0.06	0.07	100.00
33	132.1	7.47	30.05	Total	5301.6	100	100	
34	142.4	8.05	38.10	Hull wt	1460.8			
35	125.8	7.11	45.22	Wt w/o SS	4267.1			
36	155.5	8.79	54.01	Percent Hulls		21.60		
37	144.9	8.19	62.20	Percent Meats		78.40		
38	159.4	9.01	71.22			100		
39	144.9	8.19	79.41					
40	131.5	7.44	86.85					
41	115.8	6.55	93.40					
42	90.4	5.11	98.51					
44	18.0	1.02	99.53					
46	8.3	0.47	100.00					
48	0.0	0.00	100.00					
POD WT.	1768.2							



LOCATION 62 UPPT 2004 SIZE DISTRIBUTION CUMULATIVE WEIGHT PERCENT TABLE

GA012534

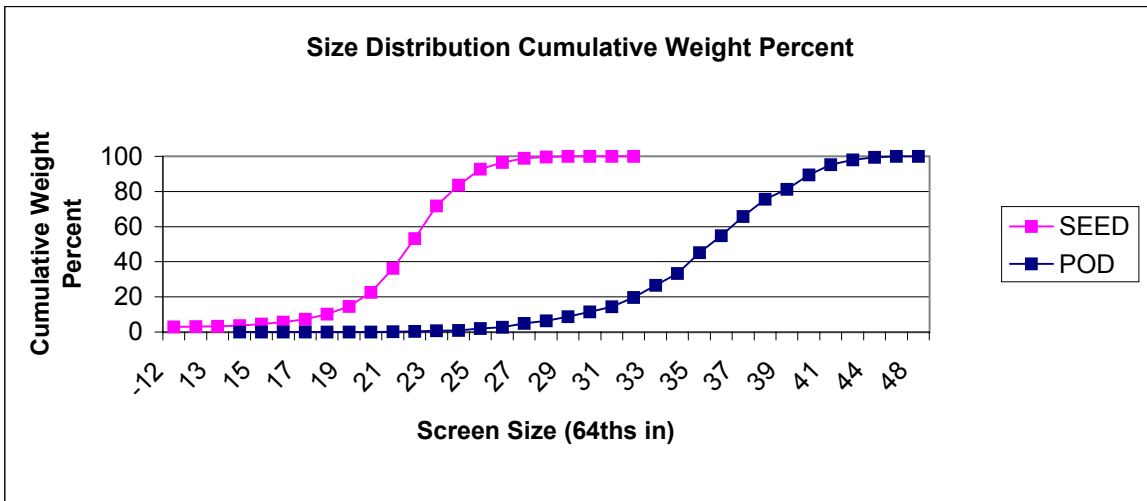
POD				SEED				
SCREEN SIZE	Weight	Wt %	Cum. Wt. %	SCREEN SIZE	Weight	Wt %	Wt % w/o SS	Cum. Wt %
				SS	918.8	16.30	---	---
				-12 & -20R	208.5	3.70	4.42	4.42
				12	5.4	0.10	0.11	4.53
				13	11.1	0.20	0.24	4.77
14	0.0	0.00	0.00	14	14.2	0.25	0.30	5.07
15	0.0	0.00	0.00	15	24.0	0.43	0.51	5.58
16	0.0	0.00	0.00	16	34.8	0.62	0.74	6.32
17	0.0	0.00	0.00	17	66.7	1.18	1.41	7.73
18	0.0	0.00	0.00	18	92.7	1.64	1.96	9.69
19	0.0	0.00	0.00	19	163.9	2.91	3.47	13.17
20	0.2	0.01	0.01	20	320.7	5.69	6.80	19.97
21	1.9	0.11	0.12	21	589.0	10.45	12.48	32.45
22	3.1	0.18	0.31	22	721.7	12.80	15.30	47.75
23	3.9	0.23	0.54	23	859.9	15.26	18.23	65.97
24	5.0	0.29	0.83	24	573.2	10.17	12.15	78.12
25	10.3	0.61	1.44	25	527.1	9.35	11.17	89.30
26	15.5	0.91	2.35	26	235.4	4.18	4.99	94.29
27	30.1	1.77	4.13	27	183.4	3.25	3.89	98.17
28	37.1	2.19	6.31	28	65.9	1.17	1.40	99.57
29	50.3	2.96	9.28	29	16.1	0.29	0.34	99.91
30	81.2	4.79	14.06	30	4.2	0.07	0.09	100.00
31	102.1	6.02	20.08	31	0.0	0.00	0.00	100.00
32	208.9	12.31	32.40	32	0.0	0.00	0.00	100.00
33	264.9	15.61	48.01	Total	5636.7	100	100	
34	272.1	16.04	64.05	Hull wt	1292.5			
35	313.4	18.47	82.52	Wt w/o SS	4717.9			
36	148.1	8.73	91.25	Percent Hulls		18.65		
37	84.3	4.97	96.22	Percent Meats		81.35		
38	25.9	1.53	97.75			100		
39	24.1	1.42	99.17					
40	6.1	0.36	99.53					
41	5.0	0.29	99.82					
42	3.0	0.18	100.00					
44	0.0	0.00	100.00					
46	0.0	0.00	100.00					
48	0.0	0.00	100.00					
POD WT.	1696.5							



LOCATION 62 UPPT 2004 SIZE DISTRIBUTION CUMULATIVE WEIGHT PERCENT TABLE

N00098ol

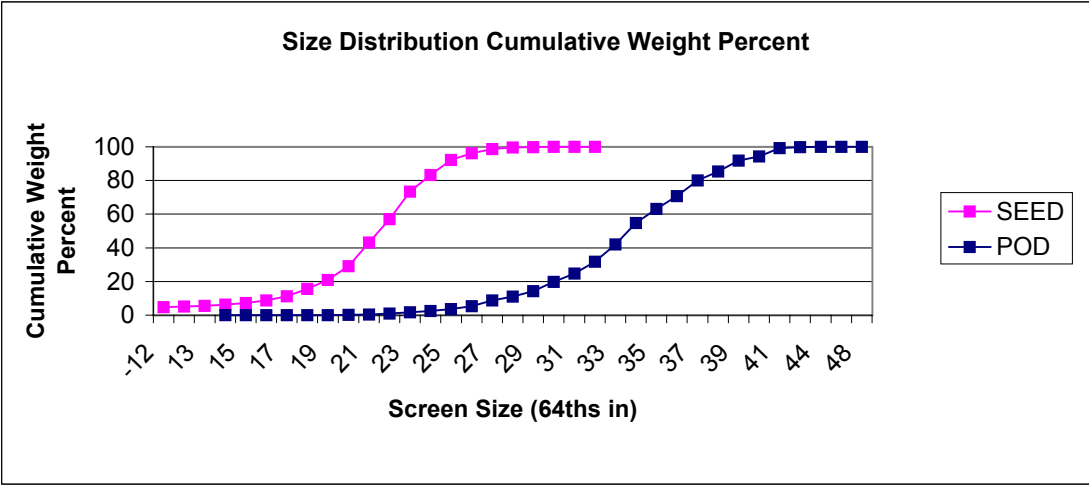
POD				SEED				
SCREEN SIZE	Weight	Wt %	Cum. Wt. %	SCREEN SIZE	Weight	Wt %	Wt % w/o SS	Cum. Wt %
				SS	769.9	14.45	---	---
				-12 & -20R	137.0	2.57	3.00	3.00
				12	6.6	0.12	0.14	3.15
				13	9.8	0.18	0.21	3.36
14	0.0	0.00	0.00	14	16.8	0.32	0.37	3.73
15	0.0	0.00	0.00	15	35.0	0.66	0.77	4.50
16	0.0	0.00	0.00	16	48.4	0.91	1.06	5.56
17	0.0	0.00	0.00	17	76.9	1.44	1.69	7.25
18	0.0	0.00	0.00	18	137.5	2.58	3.02	10.26
19	0.7	0.04	0.04	19	197.6	3.71	4.33	14.60
20	0.4	0.02	0.06	20	360.7	6.77	7.91	22.51
21	1.0	0.06	0.12	21	622.9	11.69	13.66	36.17
22	4.6	0.26	0.38	22	774.3	14.53	16.98	53.15
23	7.0	0.39	0.77	23	846.2	15.88	18.56	71.71
24	3.3	0.19	0.95	24	542.4	10.18	11.90	83.61
25	19.5	1.10	2.05	25	413.6	7.76	9.07	92.68
26	13.7	0.77	2.82	26	176.9	3.32	3.88	96.56
27	37.8	2.12	4.94	27	104.3	1.96	2.29	98.84
28	24.2	1.36	6.30	28	34.4	0.65	0.75	99.60
29	44.2	2.48	8.78	29	15.1	0.28	0.33	99.93
30	47.5	2.67	11.45	30	3.2	0.06	0.07	100.00
31	53.2	2.99	14.44	31	0.0	0.00	0.00	100.00
32	94.0	5.28	19.72	32	0.0	0.00	0.00	100.00
33	122.1	6.86	26.58	Total	5329.5	100	100	
34	121.8	6.84	33.42	Hull wt	1496.0			
35	209.6	11.77	45.19	Wt w/o SS	4559.6			
36	172.4	9.68	54.88	Percent Hulls		21.92		
37	195.3	10.97	65.84	Percent Meats		78.08		
38	174.6	9.81	75.65			100		
39	100.1	5.62	81.27					
40	143.7	8.07	89.35					
41	105.1	5.90	95.25					
42	50.3	2.83	98.07					
44	25.1	1.41	99.48					
46	9.2	0.52	100.00					
48	0.0	0.00	100.00					
POD WT.	1780.4							



LOCATION 62 UPPT 2004 SIZE DISTRIBUTION CUMULATIVE WEIGHT PERCENT TABLE

N01013T

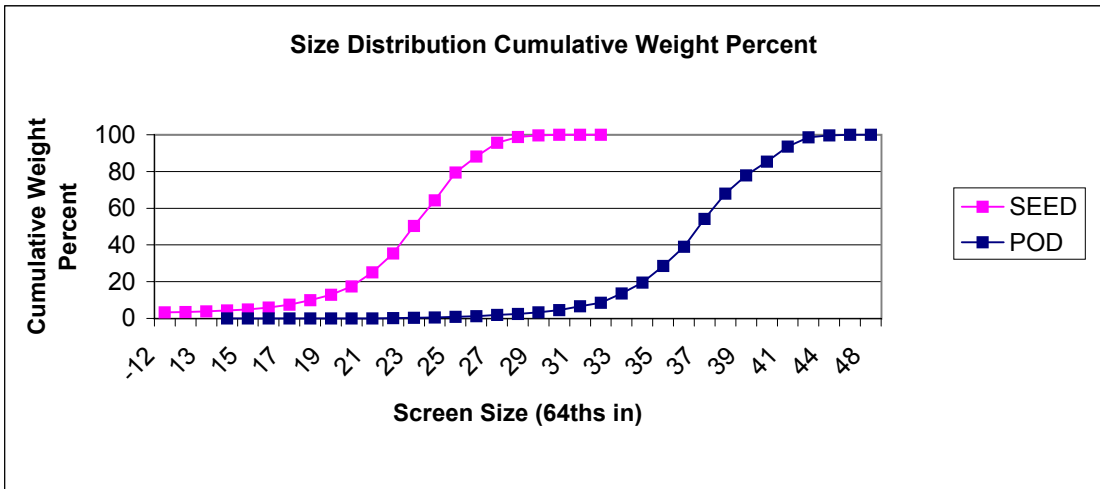
POD				SEED				
SCREEN SIZE	Weight	Wt %	Cum. Wt. %	SCREEN SIZE	Weight	Wt %	Wt % w/o SS	Cum. Wt %
				SS	730.7	13.56	---	---
				-12 & -20R	223.4	4.15	4.80	4.80
				12	13.0	0.24	0.28	5.08
				13	20.3	0.38	0.44	5.51
14	0.0	0.00	0.00	14	35.8	0.66	0.77	6.28
15	0.0	0.00	0.00	15	48.2	0.89	1.03	7.31
16	0.0	0.00	0.00	16	66.4	1.23	1.43	8.74
17	0.2	0.01	0.01	17	116.6	2.16	2.50	11.24
18	0.2	0.01	0.02	18	205.7	3.82	4.42	15.66
19	1.0	0.06	0.08	19	248.1	4.60	5.33	20.99
20	2.6	0.16	0.24	20	379.4	7.04	8.15	29.13
21	3.5	0.21	0.45	21	651.9	12.10	14.00	43.13
22	7.8	0.47	0.92	22	651.1	12.08	13.98	57.11
23	13.2	0.79	1.71	23	757.1	14.05	16.25	73.36
24	12.6	0.76	2.47	24	465.1	8.63	9.99	83.35
25	18.0	1.08	3.55	25	414.9	7.70	8.91	92.26
26	28.6	1.72	5.27	26	181.1	3.36	3.89	96.14
27	57.3	3.44	8.71	27	118.2	2.19	2.54	98.68
28	39.1	2.35	11.06	28	39.5	0.73	0.85	99.53
29	53.4	3.21	14.27	29	16.1	0.30	0.35	99.88
30	91.3	5.48	19.75	30	5.8	0.11	0.12	100.00
31	81.1	4.87	24.62	31	0.0	0.00	0.00	100.00
32	118.1	7.09	31.72	32	0.0	0.00	0.00	100.00
33	170.5	10.24	41.96	Total	5388.4	100	100	
34	211.9	12.73	54.69	Hull wt	1429.2			
35	141.8	8.52	63.20	Wt w/o SS	4657.7			
36	126.6	7.60	70.81	Percent Hulls		20.96		
37	154.8	9.30	80.11	Percent Meats		79.04		
38	88.8	5.33	85.44			100		
39	104.8	6.30	91.73					
40	43.0	2.58	94.32					
41	82.7	4.97	99.29					
42	9.5	0.57	99.86					
44	2.4	0.14	100.00					
46	0.0	0.00	100.00					
48	0.0	0.00	100.00					
POD WT.	1664.8							



LOCATION 62 UPPT 2004 SIZE DISTRIBUTION CUMULATIVE WEIGHT PERCENT TABLE

N02006

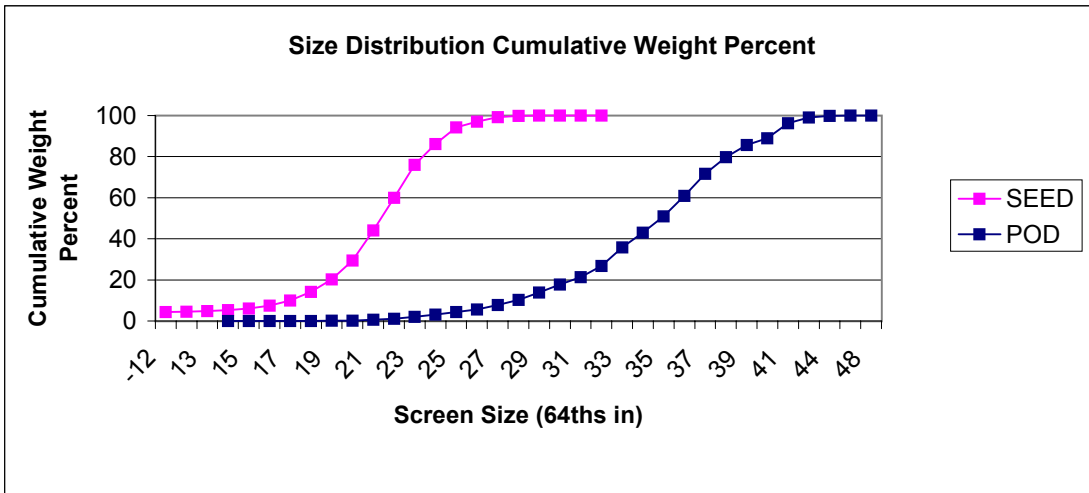
POD				SEED				
SCREEN SIZE	Weight	Wt %	Cum. Wt. %	SCREEN SIZE	Weight	Wt %	Wt % w/o SS	Cum. Wt %
				SS	831.2	15.66	---	---
				-12 & -20R	145.7	2.75	3.26	3.26
				12	8.3	0.16	0.19	3.44
				13	15.7	0.30	0.35	3.79
14	0.0	0.00	0.00	14	23.0	0.43	0.51	4.31
15	0.0	0.00	0.00	15	28.1	0.53	0.63	4.93
16	0.0	0.00	0.00	16	45.0	0.85	1.01	5.94
17	0.0	0.00	0.00	17	69.4	1.31	1.55	7.49
18	0.0	0.00	0.00	18	108.7	2.05	2.43	9.92
19	0.0	0.00	0.00	19	132.5	2.50	2.96	12.88
20	0.4	0.02	0.02	20	204.4	3.85	4.57	17.45
21	0.9	0.05	0.07	21	338.9	6.39	7.57	25.02
22	1.5	0.08	0.16	22	465.1	8.76	10.39	35.41
23	3.2	0.18	0.34	23	670.3	12.63	14.98	50.39
24	2.8	0.16	0.50	24	619.4	11.67	13.84	64.23
25	5.6	0.32	0.81	25	683.8	12.89	15.28	79.50
26	8.0	0.45	1.27	26	386.6	7.28	8.64	88.14
27	10.6	0.60	1.87	27	338.9	6.39	7.57	95.71
28	11.5	0.65	2.51	28	135.9	2.56	3.04	98.75
29	14.6	0.83	3.34	29	40.9	0.77	0.91	99.66
30	20.6	1.16	4.50	30	15.0	0.28	0.34	100.00
31	36.9	2.09	6.59	31	0.0	0.00	0.00	100.00
32	35.2	1.99	8.58	32	0.0	0.00	0.00	100.00
33	88.3	4.99	13.57	Total	5306.8	100	100	
34	105.5	5.96	19.53	Hull wt	1588.0			
35	159.3	9.00	28.54	Wt w/o SS	4475.6			
36	186.0	10.51	39.05	Percent Hulls		23.03		
37	267.6	15.12	54.17	Percent Meats		76.97		
38	243.9	13.78	67.96			100		
39	174.2	9.85	77.80					
40	132.7	7.50	85.30					
41	144.6	8.17	93.47					
42	91.1	5.15	98.62					
44	17.3	0.98	99.60					
46	7.1	0.40	100.00					
48	0.0	0.00	100.00					
POD WT.	1769.4							



LOCATION 62 UPPT 2004 SIZE DISTRIBUTION CUMULATIVE WEIGHT PERCENT TABLE

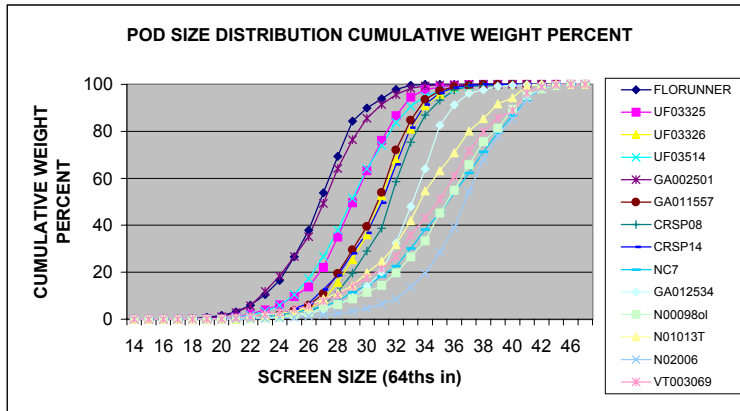
VT003069

POD				SEED				
SCREEN SIZE	Weight	Wt %	Cum. Wt. %	SCREEN SIZE	Weight	Wt %	Wt % w/o SS	Cum. Wt %
				SS	769.1	14.16	---	---
				-12 & -20R	200.8	3.70	4.31	4.31
				12	6.6	0.12	0.14	4.45
				13	15.6	0.29	0.33	4.78
14	0.0	0.00	0.00	14	20.4	0.38	0.44	5.22
15	0.0	0.00	0.00	15	38.9	0.72	0.83	6.05
16	0.0	0.00	0.00	16	63.1	1.16	1.35	7.41
17	0.0	0.00	0.00	17	119.8	2.21	2.57	9.98
18	0.0	0.00	0.00	18	193.1	3.55	4.14	14.12
19	1.4	0.08	0.08	19	282.5	5.20	6.06	20.18
20	1.2	0.07	0.16	20	429.1	7.90	9.20	29.38
21	8.6	0.51	0.67	21	682.9	12.57	14.65	44.02
22	7.3	0.44	1.10	22	743.0	13.68	15.93	59.96
23	14.7	0.88	1.98	23	746.6	13.74	16.01	75.97
24	18.0	1.07	3.06	24	470.8	8.67	10.10	86.07
25	21.4	1.28	4.34	25	378.4	6.97	8.12	94.18
26	22.0	1.31	5.65	26	131.9	2.43	2.83	97.01
27	36.2	2.16	7.81	27	100.6	1.85	2.16	99.17
28	41.2	2.46	10.27	28	28.1	0.52	0.60	99.77
29	60.7	3.62	13.90	29	9.2	0.17	0.20	99.97
30	64.8	3.87	17.76	30	1.5	0.03	0.03	100.00
31	60.9	3.64	21.40	31	0.0	0.00	0.00	100.00
32	89.2	5.33	26.73	32	0.0	0.00	0.00	100.00
33	151.4	9.04	35.77	Total	5432.0	100	100	
34	121.9	7.28	43.05	Hull wt	1314.7			
35	133.3	7.96	51.01	Wt w/o SS	4662.9			
36	166.3	9.93	60.94	Percent Hulls		19.49		
37	180.6	10.78	71.72	Percent Meats		80.51		
38	135.6	8.10	79.82			100		
39	99.2	5.92	85.74					
40	52.5	3.13	88.88					
41	124.2	7.42	96.29					
42	45.2	2.70	98.99					
44	14.9	0.89	99.88					
46	2.0	0.12	100.00					
48	0.0	0.00	100.00					
POD WT.	1674.7							



LOCATION 62 UPPT 2004 POD SIZE DISTRIBUTION CUMULATIVE WEIGHT PERCENT TABLE

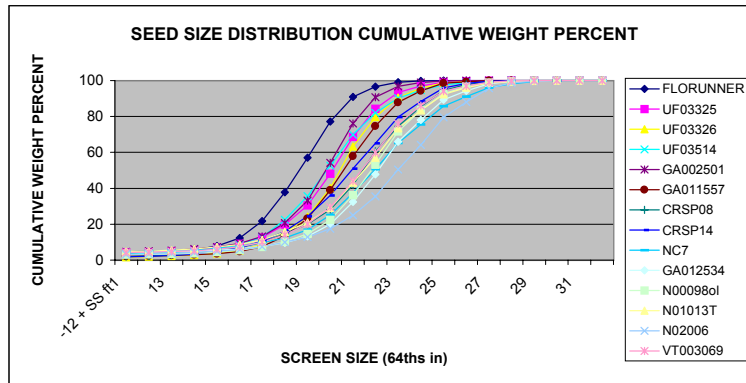
SCREEN SIZE	ENTRY NUMBER													
	FLORUNNER	UF03325	UF03326	UF03514	GA002501	GA011557	CRSP08	CRSP14	NC7	GA012534	N00098ol	N01013T	N02006	VT003069
14	0.00	0.00	0.00	0.00	0.00	0.00	0.00	0.00	0.00	0.00	0.00	0.00	0.00	0.00
15	0.01	0.00	0.00	0.00	0.00	0.00	0.00	0.00	0.00	0.00	0.00	0.00	0.00	0.00
16	0.04	0.00	0.00	0.00	0.00	0.02	0.00	0.00	0.00	0.00	0.00	0.00	0.00	0.00
17	0.08	0.00	0.00	0.00	0.00	0.06	0.01	0.00	0.00	0.00	0.00	0.01	0.00	0.00
18	0.29	0.02	0.00	0.00	0.14	0.03	0.00	0.00	0.00	0.00	0.00	0.02	0.00	0.00
19	0.78	0.08	0.01	0.07	0.38	0.06	0.00	0.04	0.00	0.00	0.04	0.08	0.00	0.08
20	1.65	0.35	0.01	0.34	1.09	0.18	0.02	0.05	0.00	0.01	0.06	0.24	0.02	0.16
21	3.16	0.91	0.04	0.81	2.91	0.26	0.09	0.09	0.20	0.12	0.12	0.45	0.07	0.67
22	6.04	2.14	0.29	1.71	5.67	0.68	0.21	0.45	0.56	0.31	0.38	0.92	0.16	1.10
23	10.53	3.89	0.82	3.35	11.80	1.24	0.60	1.14	1.12	0.54	0.77	1.71	0.34	1.98
24	16.46	6.18	1.55	5.87	18.33	1.95	1.03	1.96	1.85	0.83	0.95	2.47	0.50	3.06
25	26.51	9.73	3.06	10.50	26.75	3.86	1.86	4.43	2.90	1.44	2.05	3.55	0.81	4.34
26	37.85	13.74	4.54	17.32	35.14	5.97	2.89	6.77	4.17	2.35	2.82	5.27	1.27	5.65
27	53.85	22.11	8.25	26.73	49.33	10.85	5.97	12.63	5.37	4.13	4.94	8.71	1.87	7.81
28	69.36	35.04	15.61	37.97	64.15	19.54	11.76	18.60	7.72	6.31	6.30	11.06	2.51	10.27
29	84.36	49.59	25.39	51.45	76.48	29.63	19.60	28.11	11.50	9.28	8.78	14.27	3.34	13.90
30	89.85	63.28	35.93	64.02	85.60	39.47	29.01	36.72	14.49	14.06	11.45	19.75	4.50	17.76
31	93.87	76.22	52.75	73.98	91.47	54.02	38.71	49.64	18.26	20.08	14.44	24.62	6.59	21.40
32	97.85	86.64	67.82	83.73	95.62	72.01	58.62	65.88	22.58	32.40	19.72	31.72	8.58	26.73
33	99.66	94.51	80.98	90.54	98.31	84.77	75.40	81.63	30.05	48.01	26.58	41.96	13.57	35.77
34	100.00	97.76	90.86	94.97	99.34	93.62	86.92	91.37	38.10	64.05	33.42	54.69	19.53	43.05
35	100.00	98.73	95.77	97.22	99.71	97.33	93.19	96.29	45.22	82.52	45.19	63.20	28.54	51.01
36	100.00	99.62	98.59	98.05	99.91	99.08	97.49	98.61	54.01	91.25	54.88	70.81	39.05	60.94
37	100.00	99.83	99.62	99.14	100.00	99.60	99.16	99.62	62.20	96.22	65.84	80.11	54.17	71.72
38	100.00	100.00	99.91	100.00	100.00	100.00	99.52	100.00	71.22	97.75	75.65	85.44	67.96	79.82
39	100.00	100.00	100.00	100.00	100.00	100.00	99.52	100.00	79.41	99.17	81.27	91.73	77.80	85.74
40	100.00	100.00	100.00	100.00	100.00	100.00	100.00	100.00	86.85	99.53	89.35	94.32	85.30	88.88
41	100.00	100.00	100.00	100.00	100.00	100.00	100.00	100.00	93.40	99.82	95.25	99.29	93.47	96.29
42	100.00	100.00	100.00	100.00	100.00	100.00	100.00	100.00	98.51	100.00	98.07	99.86	98.62	98.99
44	100.00	100.00	100.00	100.00	100.00	100.00	100.00	100.00	99.53	100.00	99.48	100.00	99.60	99.88
46	100.00	100.00	100.00	100.00	100.00	100.00	100.00	100.00	100.00	100.00	100.00	100.00	100.00	100.00
48	100.00	100.00	100.00	100.00	100.00	100.00	100.00	100.00	100.00	100.00	100.00	100.00	100.00	100.00



LOCATION 62 UPPT 2004 SEED SIZE DISTRIBUTION CUMULATIVE WEIGHT PERCENT TABLE

SCREEN SIZE	ENTRY NUMBER													
	FLORUNNER	UF03325	UF03326	UF03514	GA002501	GA011557	CRSP08	CRSP14	NC7	GA012534	N000980l	N01013T	N02006	VT003069
-12 + SS ft1	3.44	4.20	1.64	3.44	4.62	2.18	1.91	1.73	4.68	4.42	3.00	4.80	3.26	4.31
12	3.75	4.47	1.93	3.75	4.93	2.34	2.25	2.06	4.96	4.53	3.15	5.08	3.44	4.45
13	4.53	4.92	2.35	4.31	5.40	2.62	2.92	2.53	5.26	4.77	3.36	5.51	3.79	4.78
14	5.63	5.58	2.89	5.10	6.17	2.95	3.69	3.39	5.69	5.07	3.73	6.28	4.31	5.22
15	7.89	6.96	3.79	6.44	7.32	3.54	4.94	4.82	6.44	5.58	4.50	7.31	4.93	6.05
16	12.34	9.04	5.34	8.65	9.36	4.83	7.02	6.99	7.61	6.32	5.56	8.74	5.94	7.41
17	21.69	12.72	8.78	12.84	13.27	7.43	10.03	10.58	9.77	7.73	7.25	11.24	7.49	9.98
18	37.84	19.73	15.15	22.50	20.61	13.53	14.53	16.10	12.39	9.69	10.26	15.66	9.92	14.12
19	57.06	30.41	24.28	35.74	33.17	23.08	19.95	24.41	17.01	13.17	14.60	20.99	12.88	20.18
20	77.13	48.21	40.19	52.53	54.13	39.10	28.14	36.04	25.17	19.97	22.51	29.13	17.45	29.38
21	90.97	68.64	63.26	69.90	76.15	57.90	41.94	51.06	37.38	32.45	36.17	43.13	25.02	44.02
22	96.59	84.31	79.72	82.03	90.75	74.65	60.58	65.04	50.55	47.75	53.15	57.11	35.41	59.96
23	99.12	93.45	90.61	90.22	96.80	87.96	74.54	79.65	65.18	65.97	71.71	73.36	50.39	75.97
24	99.86	96.97	95.64	94.69	99.00	94.36	85.48	88.49	75.55	78.12	83.61	83.35	64.23	86.07
25	100.00	99.17	98.68	97.58	99.85	98.52	94.55	95.86	85.74	89.30	92.68	92.26	79.50	94.18
26	100.00	99.65	99.61	98.91	99.94	99.34	97.95	98.38	91.05	94.29	96.56	96.14	88.14	97.01
27	100.00	100.00	99.90	99.67	100.00	99.94	99.14	99.64	96.09	98.17	98.84	98.68	95.71	99.17
28	100.00	100.00	99.97	99.92	100.00	100.00	99.86	99.97	98.24	99.57	99.60	99.53	98.75	99.77
29	100.00	100.00	99.97	100.00	100.00	100.00	99.97	100.00	99.42	99.91	99.93	99.88	99.66	99.97
30	100.00	100.00	100.00	100.00	100.00	100.00	100.00	100.00	99.93	100.00	100.00	100.00	100.00	100.00
31	100.00	100.00	100.00	100.00	100.00	100.00	100.00	100.00	99.93	100.00	100.00	100.00	100.00	100.00
32	100.00	100.00	100.00	100.00	100.00	100.00	100.00	100.00	100.00	100.00	100.00	100.00	100.00	100.00

1 SS ft IS -17R, -20R, OR -16R FOR RUNNER, VIRGINIA OR SPANISH MARKET TYPES, RESPECTIVELY



LOCATION 62 UPPT 2004 SEED COUNT/POUND TABLE

FLORUNNER

Weight of 100 seed

	Wt (g)	Wt of 1 seed	Count/lb
Jumbo	67.7	0.677	670
Medium	54.7	0.547	829
Number 1	37.9	0.379	1197
Splits	22.6	0.226	2007

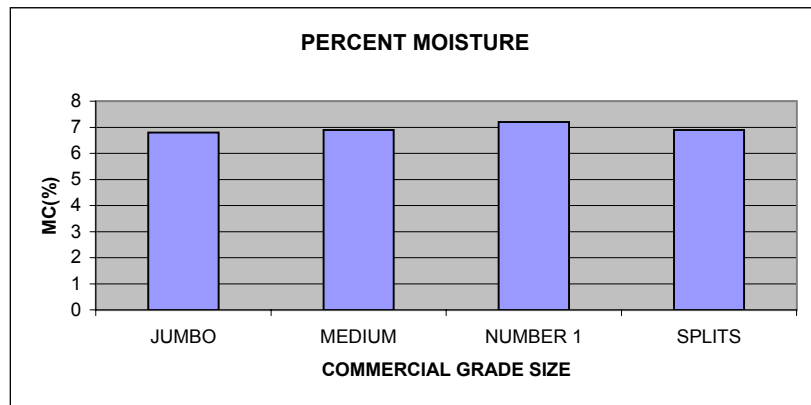
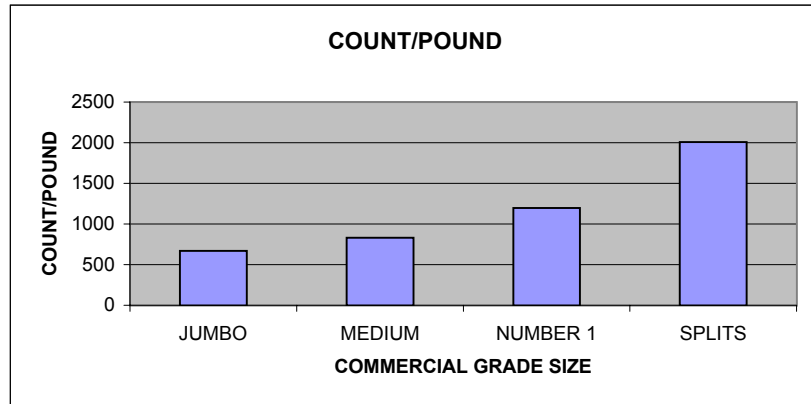
LOCATION 62 SEED MOISTURE CONTENT TABLE

FLORUNNER

GAC 2000 Percent Moisture & Density

	MC*	kg/hl
Jumbo	6.8	60.0
Medium	6.9	62.3
Number 1	7.2	63.6
Splits	6.9	56.7

* NA INDICATES THAT THERE WAS NOT ENOUGH MATERIAL FOR THE GAC 2000 TO READ



LOCATION 62 UPPT 2004 SEED COUNT/POUND TABLE

UF03325

Weight of 100 seed

	Wt (g)	Wt of 1 seed	Count/lb
Jumbo	79.3	0.793	572
Medium	60.0	0.600	756
Number 1	38.0	0.380	1194
Splits	26.9	0.269	1686

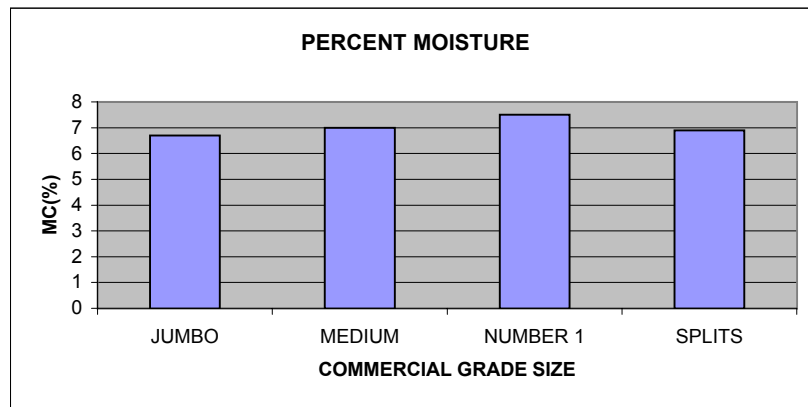
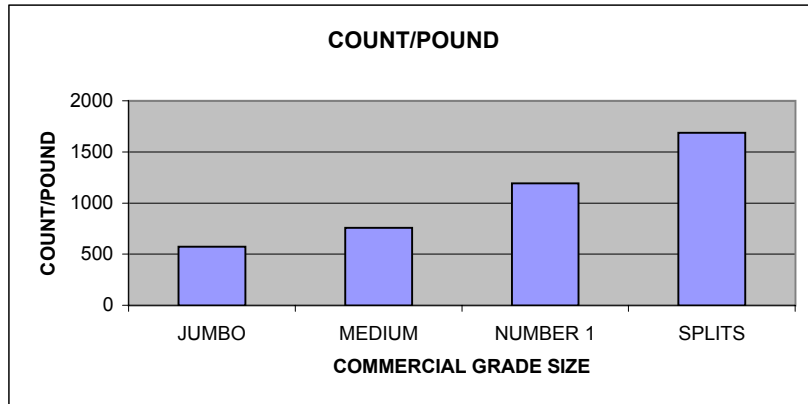
LOCATION 62 SEED MOISTURE CONTENT TABLE

UF03325

GAC 2000 Percent Moisture & Density

	MC*	kg/hl
Jumbo	6.7	58.1
Medium	7.0	61.2
Number 1	7.5	60.7
Splits	6.9	55.0

* NA INDICATES THAT THERE WAS NOT ENOUGH MATERIAL FOR THE GAC 2000 TO READ



LOCATION 62 UPPT 2004 SEED COUNT/POUND TABLE

UF03326

Weight of 100 seed

	Wt (g)	Wt of 1 seed	Count/lb
Jumbo	81.4	0.814	557
Medium	63.6	0.636	713
Number 1	41.6	0.416	1090
Splits	31.2	0.312	1454

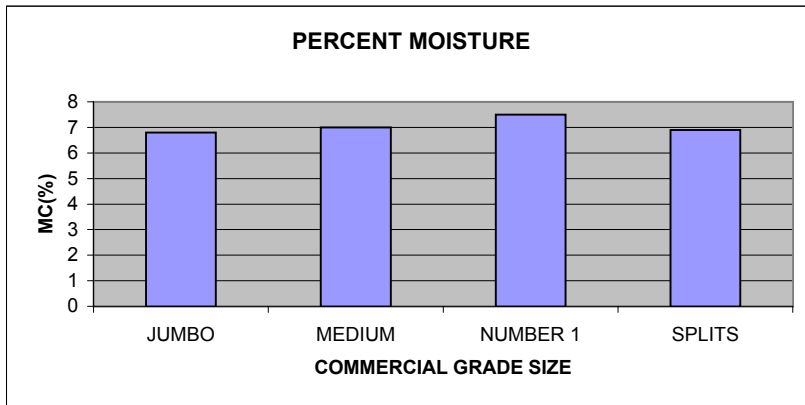
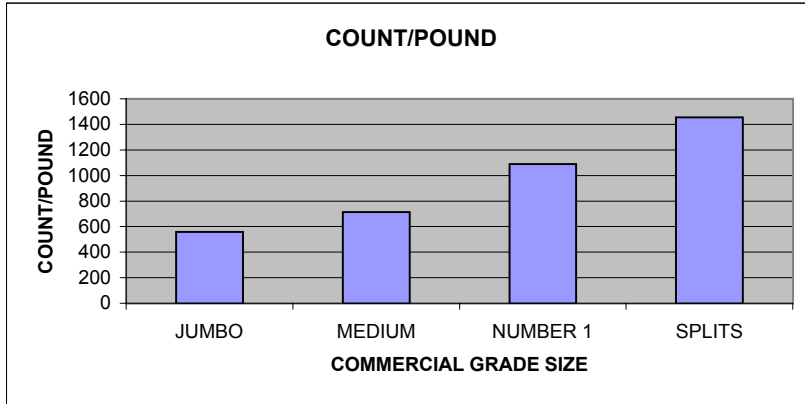
LOCATION 62 SEED MOISTURE CONTENT TABLE

UF03326

GAC 2000 Percent Moisture & Density

	MC*	kg/hl
Jumbo	6.8	59.5
Medium	7.0	60.8
Number 1	7.5	62.4
Splits	6.9	56.4

* NA INDICATES THAT THERE WAS NOT ENOUGH MATERIAL FOR THE GAC 2000 TO READ



LOCATION 62 UPPT 2004 SEED COUNT/POUND TABLE

UF03514

Weight of 100 seed

	Wt (g)	Wt of 1 seed	Count/lb
Jumbo	69.6	0.696	652
Medium	54.6	0.546	831
Number 1	35.2	0.352	1289
Splits	25.9	0.259	1751

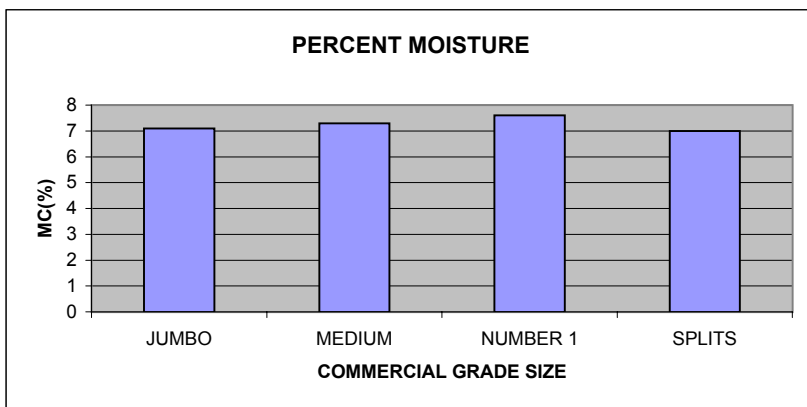
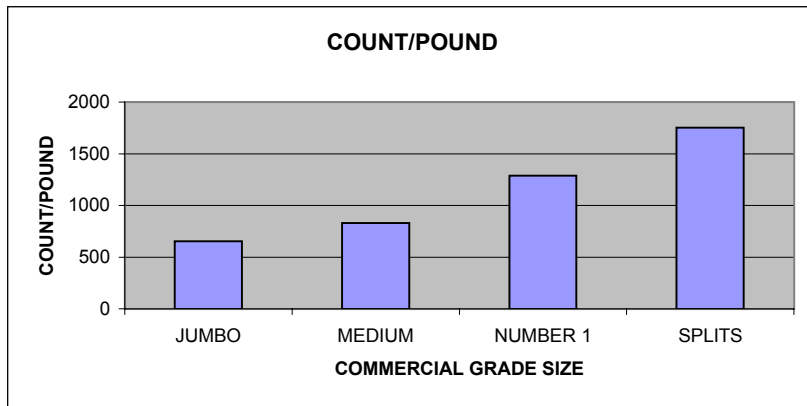
LOCATION 62 SEED MOISTURE CONTENT TABLE

UF03514

GAC 2000 Percent Moisture & Density

	MC*	kg/hl
Jumbo	7.1	58.3
Medium	7.3	60.2
Number 1	7.6	61.5
Splits	7.0	54.3

* NA INDICATES THAT THERE WAS NOT ENOUGH MATERIAL FOR THE GAC 2000 TO READ



LOCATION 62 UPPT 2004 SEED COUNT/POUND TABLE

GA002501

Weight of 100 seed

	Wt (g)	Wt of 1 seed	Count/lb
Jumbo	69.3	0.693	655
Medium	53.9	0.539	842
Number 1	34.1	0.341	1330
Splits	23.5	0.235	1930

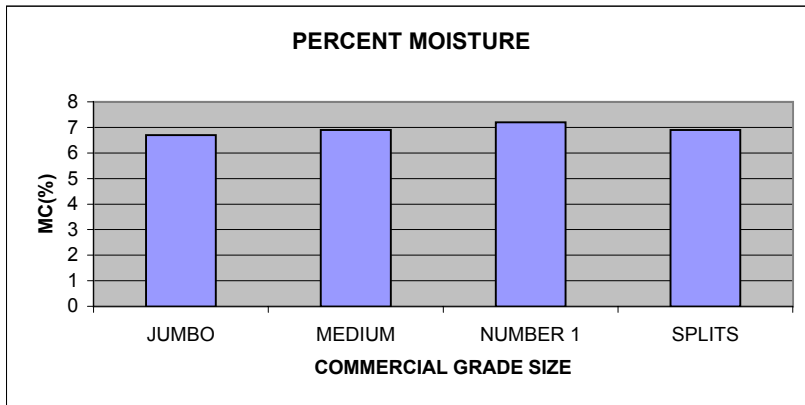
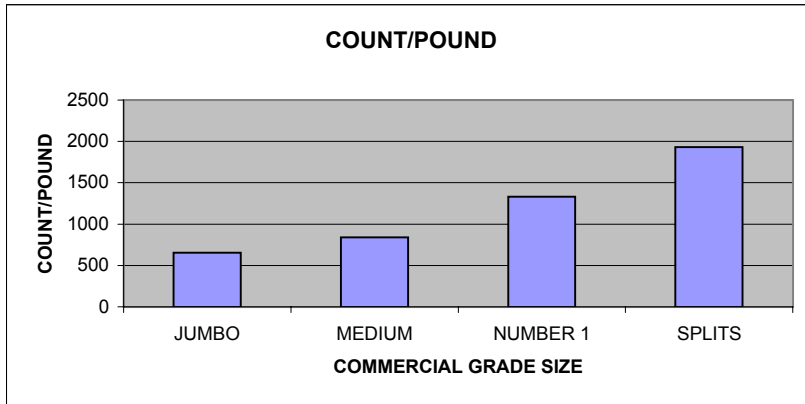
LOCATION 62 SEED MOISTURE CONTENT TABLE

GA002501

GAC 2000 Percent Moisture & Density

	MC*	kg/hl
Jumbo	6.7	59.2
Medium	6.9	60.2
Number 1	7.2	62.8
Splits	6.9	56.8

* NA INDICATES THAT THERE WAS NOT ENOUGH MATERIAL FOR THE GAC 2000 TO READ



LOCATION 62 UPPT 2004 SEED COUNT/POUND TABLE

GA011557

Weight of 100 seed

	Wt (g)	Wt of 1 seed	Count/lb
Jumbo	77.2	0.772	588
Medium	59.3	0.593	765
Number 1	39.0	0.390	1163
Splits	28.1	0.281	1614

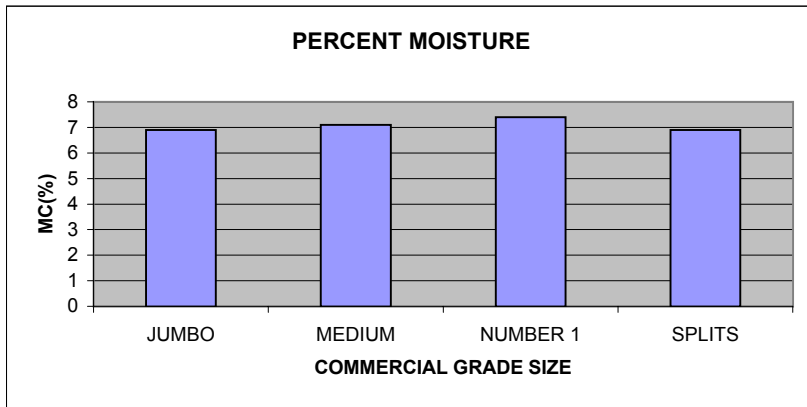
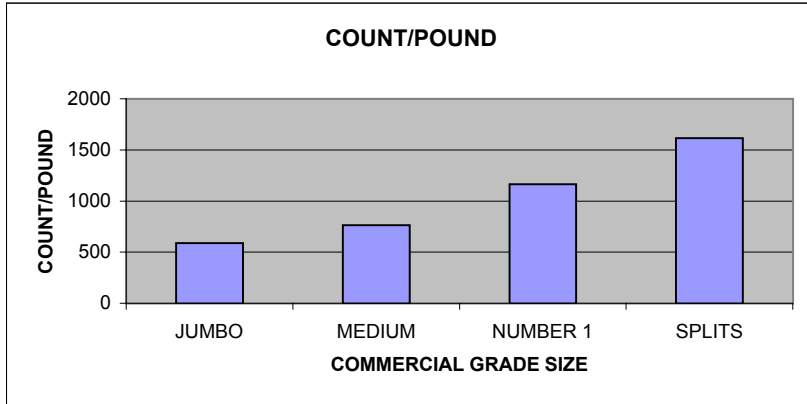
LOCATION 62 SEED MOISTURE CONTENT TABLE

GA011557

GAC 2000 Percent Moisture & Density

	MC*	kg/hl
Jumbo	6.9	60.3
Medium	7.1	62.1
Number 1	7.4	NA
Splits	6.9	57.3

* NA INDICATES THAT THERE WAS NOT ENOUGH MATERIAL FOR THE GAC 2000 TO READ



LOCATION 62 UPPT 2004 SEED COUNT/POUND TABLE

CRSP08

Weight of 100 seed

	Wt (g)	Wt of 1 seed	Count/lb
Jumbo	85.1	0.851	533
Medium	53.9	0.539	842
Number 1	37.2	0.372	1219
Splits	31.3	0.313	1449

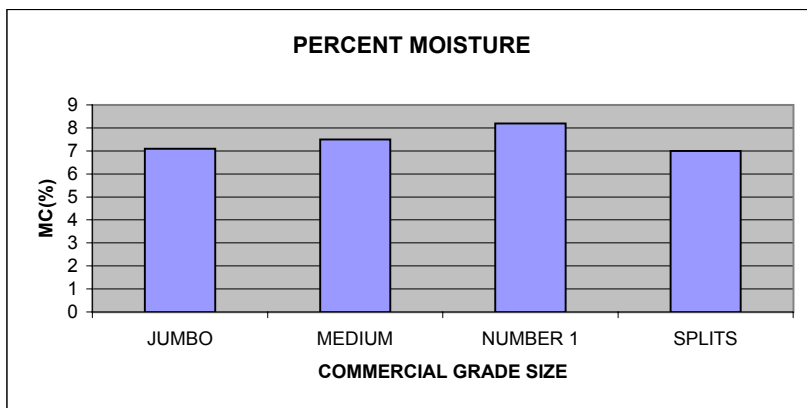
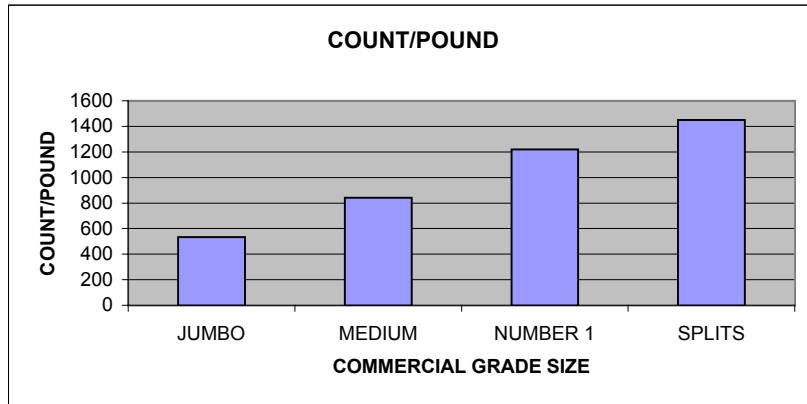
LOCATION 62 SEED MOISTURE CONTENT TABLE

CRSP08

GAC 2000 Percent Moisture & Density

	MC*	kg/hl
Jumbo	7.1	59.8
Medium	7.5	60.7
Number 1	8.2	60.2
Splits	7.0	54.3

* NA INDICATES THAT THERE WAS NOT ENOUGH MATERIAL FOR THE GAC 2000 TO READ



LOCATION 62 UPPT 2004 SEED COUNT/POUND TABLE

CRSP14

Weight of 100 seed

	Wt (g)	Wt of 1 seed	Count/lb
Jumbo	77.0	0.770	589
Medium	54.2	0.542	837
Number 1	36.4	0.364	1246
Splits	27.1	0.271	1674

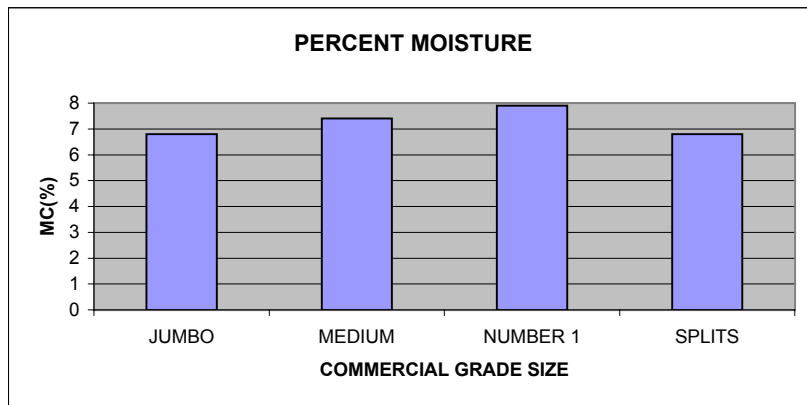
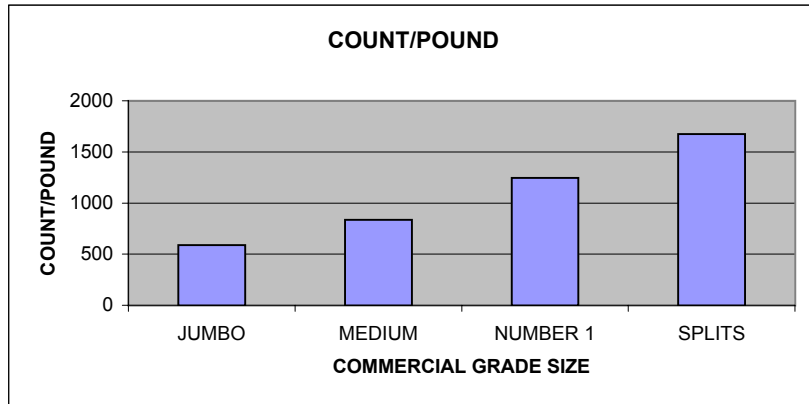
LOCATION 62 SEED MOISTURE CONTENT TABLE

CRSP14

GAC 2000 Percent Moisture & Density

	MC*	kg/hl
Jumbo	6.8	61.1
Medium	7.4	61.7
Number 1	7.9	62.5
Splits	6.8	55.2

* NA INDICATES THAT THERE WAS NOT ENOUGH MATERIAL FOR THE GAC 2000 TO READ



LOCATION 62 UPPT 2004 SEED COUNT/POUND TABLE

NC7

Weight of 100 seed

	Wt (g)	Wt of 1 seed	Count/lb
ELK	105.0	1.050	432
Medium	57.5	0.575	789
Number 1	39.2	0.392	1157
Splits	44.5	0.445	1019

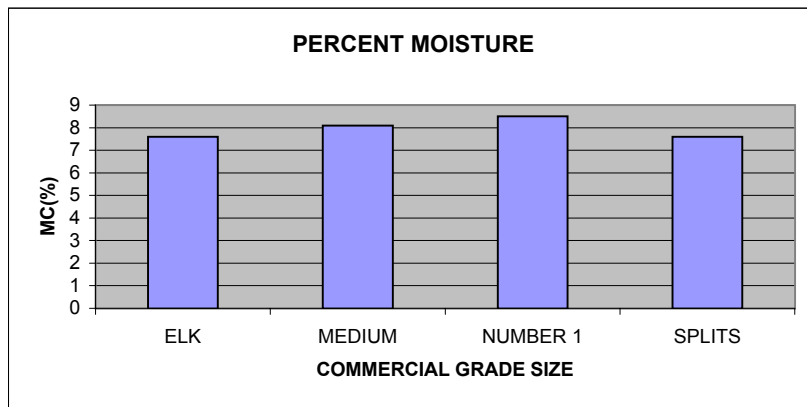
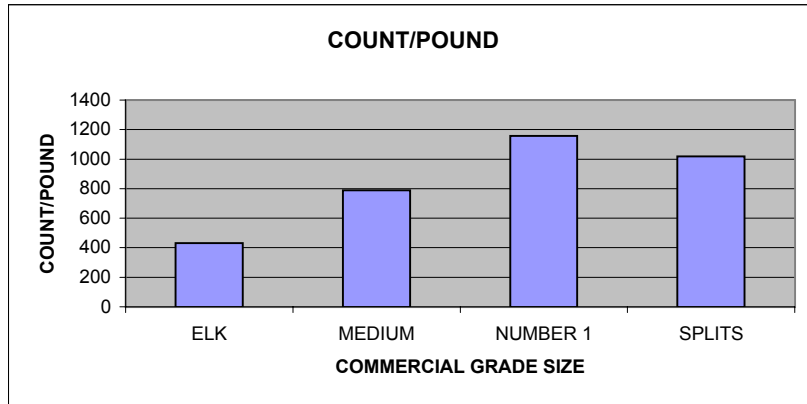
LOCATION 62 SEED MOISTURE CONTENT TABLE

NC7

GAC 2000 Percent Moisture & Density

	MC*	kg/hl
ELK	7.6	56.7
Medium	8.1	60.3
Number 1	8.5	NA
Splits	7.6	55.7

* NA INDICATES THAT THERE WAS NOT ENOUGH MATERIAL FOR THE GAC 2000 TO READ



LOCATION 62 UPPT 2004 SEED COUNT/POUND TABLE

GA012534

Weight of 100 seed

	Wt (g)	Wt of 1 seed	Count/lb
ELK	86.2	0.862	526
Medium	49.8	0.498	911
Number 1	33.1	0.331	1370
Splits	37.9	0.379	1197

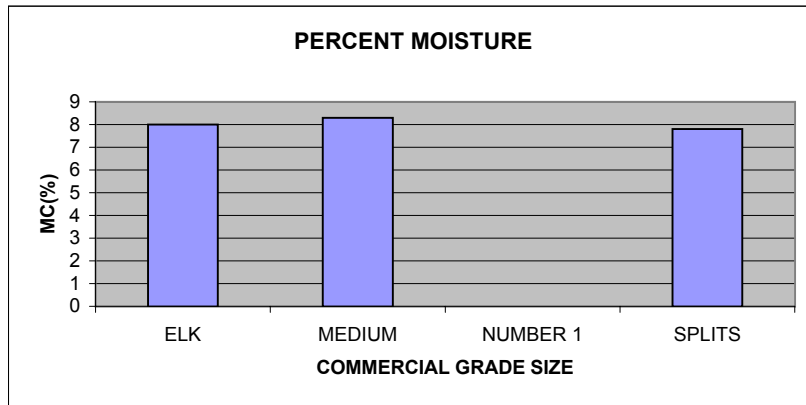
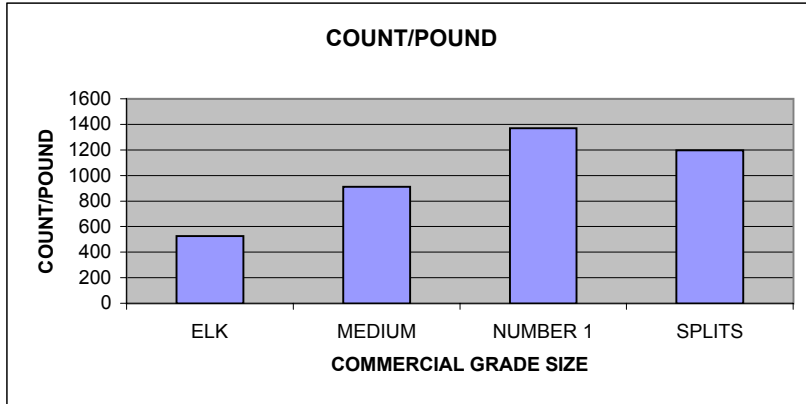
LOCATION 62 SEED MOISTURE CONTENT TABLE

GA012534

GAC 2000 Percent Moisture & Density

	MC*	kg/hl
ELK	8.0	58.6
Medium	8.3	61.2
Number 1	NA	NA
Splits	7.8	54.9

* NA INDICATES THAT THERE WAS NOT ENOUGH MATERIAL FOR THE GAC 2000 TO READ



LOCATION 62 UPPT 2004 SEED COUNT/POUND TABLE

N00098ol

Weight of 100 seed

	Wt (g)	Wt of 1 seed	Count/lb
ELK	109.9	1.099	413
Medium	60.7	0.607	747
Number 1	39.1	0.391	1160
Splits	46.2	0.462	982

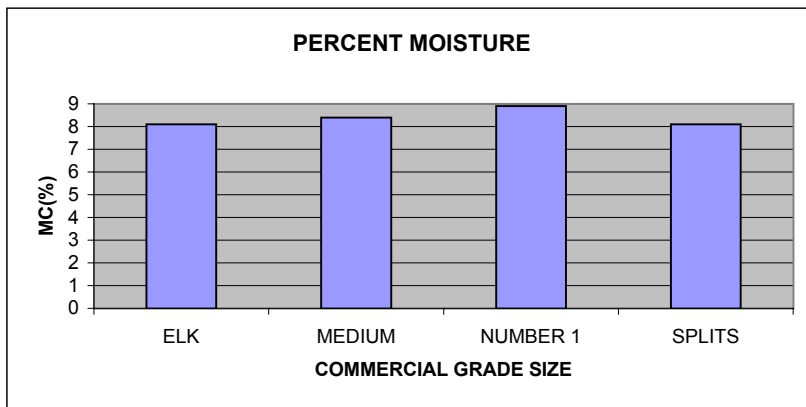
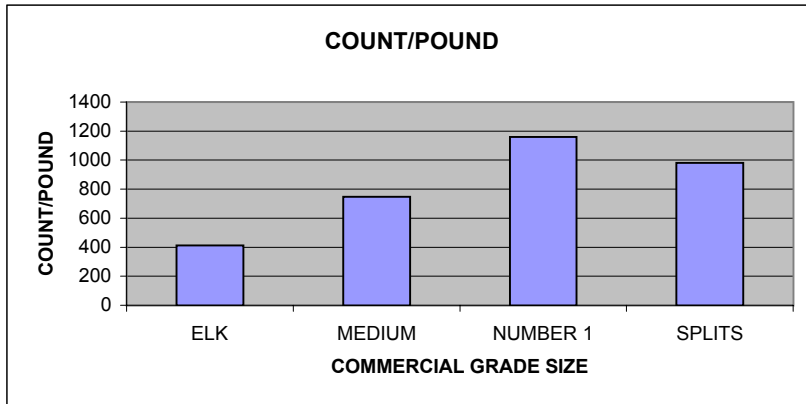
LOCATION 62 SEED MOISTURE CONTENT TABLE

N00098ol

GAC 2000 Percent Moisture & Density

	MC*	kg/hl
ELK	8.1	57.6
Medium	8.4	59.8
Number 1	8.9	NA
Splits	8.1	55.8

* NA INDICATES THAT THERE WAS NOT ENOUGH MATERIAL FOR THE GAC 2000 TO READ



LOCATION 62 UPPT 2004 SEED COUNT/POUND TABLE

N01013T

Weight of 100 seed

	Wt (g)	Wt of 1 seed	Count/lb
ELK	94.9	0.949	478
Medium	56.5	0.565	803
Number 1	38.7	0.387	1172
Splits	41.2	0.412	1101

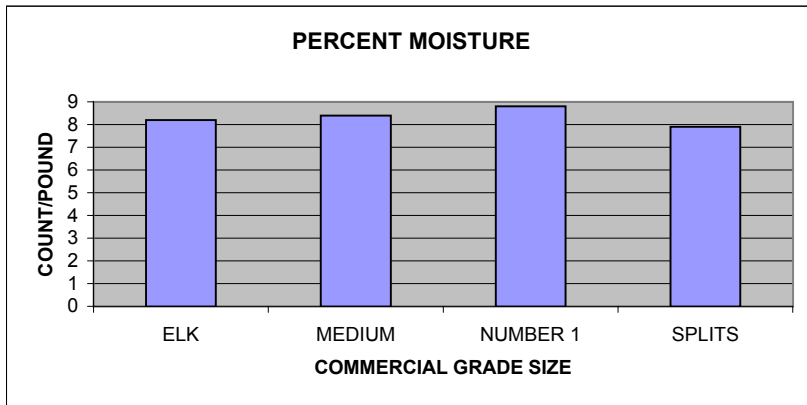
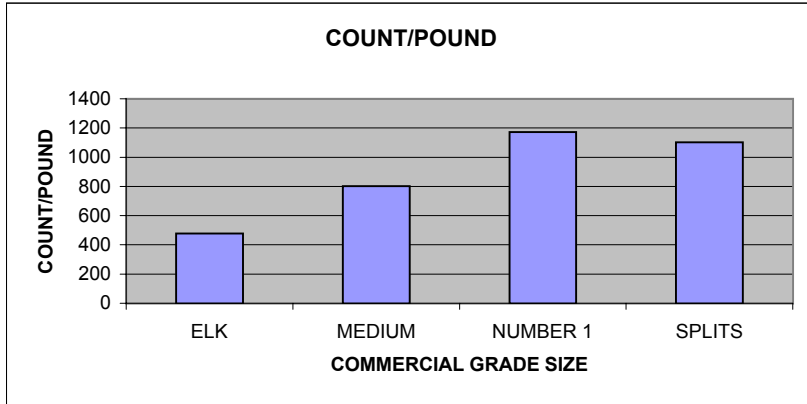
LOCATION 62 SEED MOISTURE CONTENT TABLE

N01013T

GAC 2000 Percent Moisture & Density

	MC*	kg/hl
ELK	8.2	58.2
Medium	8.4	62.2
Number 1	8.8	60.8
Splits	7.9	54.8

* NA INDICATES THAT THERE WAS NOT ENOUGH MATERIAL FOR THE GAC 2000 TO READ



LOCATION 62 UPPT 2004 SEED COUNT/POUND TABLE

N02006

Weight of 100 seed

	Wt (g)	Wt of 1 seed	Count/lb
ELK	109.7	1.097	413
Medium	60.3	0.603	752
Number 1	41.9	0.419	1083
Splits	45.3	0.453	1001

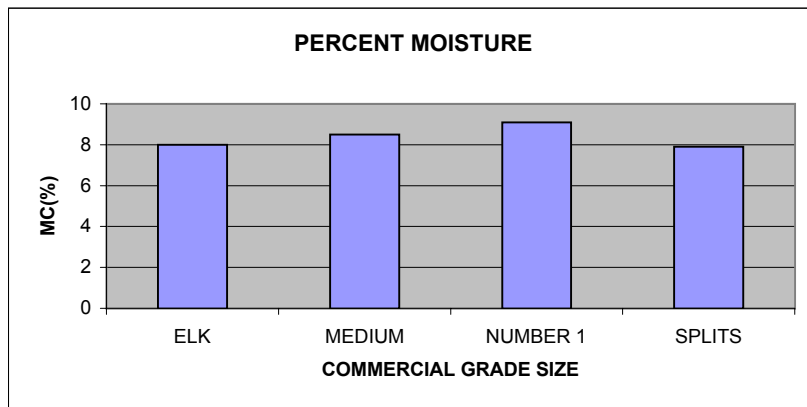
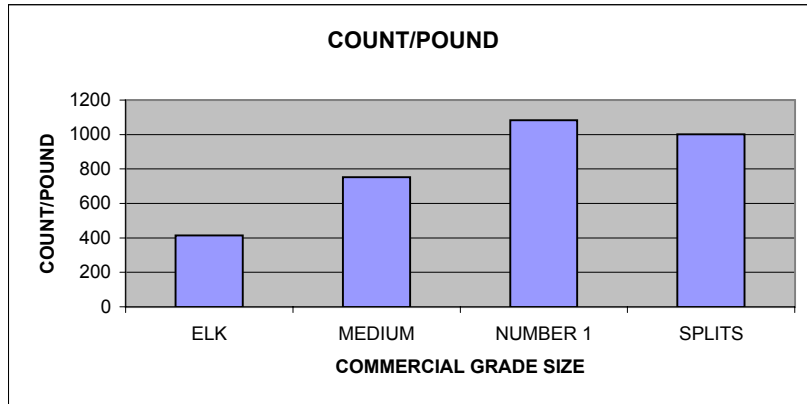
LOCATION 62 SEED MOISTURE CONTENT TABLE

N02006

GAC 2000 Percent Moisture & Density

	MC*	kg/hl
ELK	8.0	56.2
Medium	8.5	60.1
Number 1	9.1	NA
Splits	7.9	52.4

* NA INDICATES THAT THERE WAS NOT ENOUGH MATERIAL FOR THE GAC 2000 TO READ



LOCATION 62 UPPT 2004 SEED COUNT/POUND TABLE

VT003069

Weight of 100 seed

	Wt (g)	Wt of 1 seed	Count/lb
ELK	111.1	1.111	408
Medium	59.8	0.598	759
Number 1	41.1	0.411	1104
Splits	43.5	0.435	1043

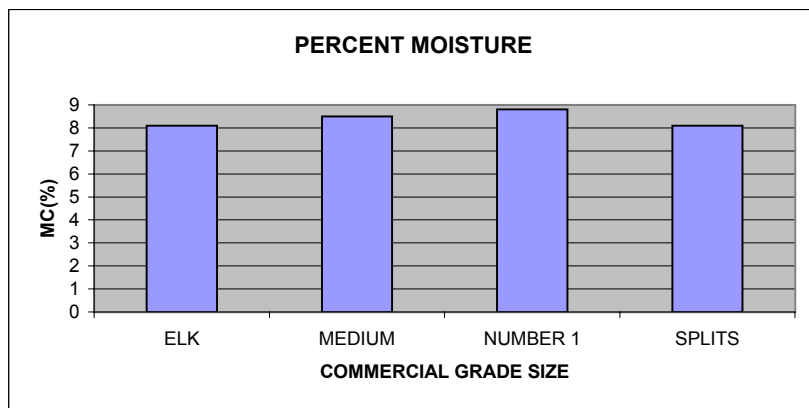
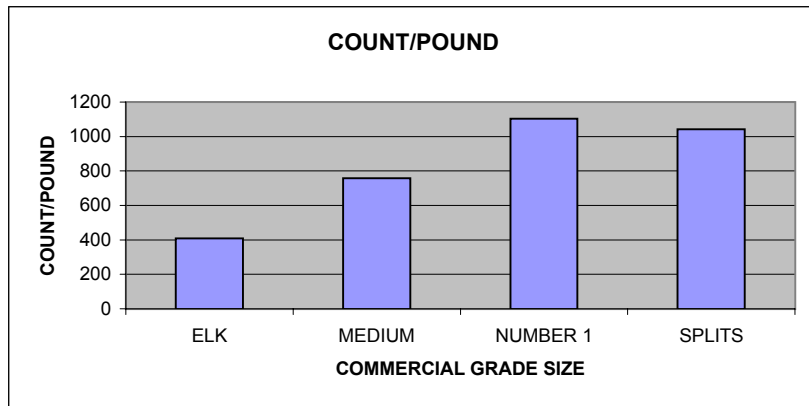
LOCATION 62 SEED MOISTURE CONTENT TABLE

VT003069

GAC 2000 Percent Moisture & Density

	MC*	kg/hl
ELK	8.1	55.4
Medium	8.5	61.3
Number 1	8.8	61.5
Splits	8.1	54.5

* NA INDICATES THAT THERE WAS NOT ENOUGH MATERIAL FOR THE GAC 2000 TO READ



LOCATION 62 UPPT 2004 SHELLING DATA

VARIETY: FLORUNNER DATE: JAN. 06, 2005

VARIETY: UF03325 DATE: JAN. 06, 2005

STAGE	GRATE		WEIGHT	TIME
1st	27	initial	6403.1	156 sec.
		grams shelled / min	1335.1	
2nd	24	unshelled	2931.8	211 sec.
		grams shelled / min	460.6	
3rd	21	unshelled	1311.9	260 sec.
		grams shelled / min	214.7	
4th	18	unshelled	381.4	173 sec.
		grams shelled / min	132.3	
5th	16	unshelled	28.3	12 sec.
		grams shelled / min	136.0	
6th		unshelled		
		grams shelled / min		
		Final grams unshelled	1.1	
		Total grams shelled	6403.1	13.53 min.
		Total grams shelled / min	473.1	
		HULLS	1229.4	

GRATE		WEIGHT	TIME	
29	initial	6634.0	163 sec.	
	grams shelled / min	1161.0		
26	unshelled	3480.0	177 sec.	
	grams shelled / min	385.8		
23	unshelled	2342.0	491 sec.	
	grams shelled / min	221.1		
20	unshelled	532.6	249 sec.	
	grams shelled / min	128.3		
17	unshelled	120.7	73 sec.	
	grams shelled / min	96.3		
		unshelled		
		grams shelled / min		
		Final grams unshelled	3.5	
		Total grams shelled	6634.0	19.22 min.
		Total grams shelled / min	345.2	
		HULLS	1346.4	

VARIETY: UF03326 DATE: JAN. 06, 2005

VARIETY: UF03514 DATE: JAN. 06, 2005

STAGE	GRATE		WEIGHT	TIME
1st	31	initial	6592.9	180 sec.
		grams shelled / min	1677.4	
2nd	28	unshelled	1560.8	79 sec.
		grams shelled / min	515.8	
3rd	25	unshelled	881.6	94 sec.
		grams shelled / min	342.7	
4th	22	unshelled	344.7	100 sec.
		grams shelled / min	179.8	
5th	19	unshelled	45.1	17 sec.
		grams shelled / min	154.9	
6th		unshelled		
		grams shelled / min		
		Final grams unshelled	1.2	
		Total grams shelled	6592.9	7.83 min.
		Total grams shelled / min	841.6	
		HULLS	1322.3	

GRATE		WEIGHT	TIME	
31	initial	6613.6	137 sec.	
	grams shelled / min	1422.3		
28	unshelled	3366.0	111 sec.	
	grams shelled / min	547.7		
25	unshelled	2352.7	187 sec.	
	grams shelled / min	385.5		
22	unshelled	1151.3	312 sec.	
	grams shelled / min	221.4		
19	unshelled	263.7	139 sec.	
	grams shelled / min	108.0		
16	unshelled	13.5	6 sec.	
	grams shelled / min	135.0		
		Final grams unshelled	0.0	
		Total grams shelled	6613.6	14.87 min.
		Total grams shelled / min	444.9	
		HULLS	1250.8	

VARIETY: GA002501 DATE: JAN. 06, 2005

VARIETY: GA011557 DATE: JAN. 07, 2005

STAGE	GRATE		WEIGHT	TIME
1st	29	initial	6630.9	98 sec.
		grams shelled / min	1197.1	
2nd	26	unshelled	4675.7	152 sec.
		grams shelled / min	465.1	
3rd	23	unshelled	3497.4	439 sec.
		grams shelled / min	300.5	
4th	20	unshelled	1299.1	386 sec.
		grams shelled / min	139.9	
5th	17	unshelled	399.1	211 sec.
		grams shelled / min	111.2	
6th		unshelled		
		grams shelled / min		
		Final grams unshelled	8.2	
		Total grams shelled	6630.9	21.43 min.
		Total grams shelled / min	309.4	
		HULLS	1253.6	

GRATE		WEIGHT	TIME	
30	initial	6680.7	174 sec.	
	grams shelled / min	1358.1		
27	unshelled	2742.2	191 sec.	
	grams shelled / min	483.1		
24	unshelled	1204.2	222 sec.	
	grams shelled / min	223.3		
21	unshelled	377.9	146 sec.	
	grams shelled / min	133.5		
18	unshelled	53.1	32 sec.	
	grams shelled / min	94.1		
		unshelled		
		grams shelled / min		
		Final grams unshelled	2.9	
		Total grams shelled	6680.7	12.75 min.
		Total grams shelled / min	524.0	
		HULLS	1225.1	

LOCATION 62 UPPT 2004 SHELLING DATA

VARIETY: CRSP08 DATE: JAN. 07, 2005

VARIETY: CRSP14 DATE: JAN. 07, 2005

STAGE	GRATE		WEIGHT	TIME
1st	32	initial	6738.0	172 sec.
		grams shelled / min	1381.5	
2nd	29	unshelled	2777.7	121 sec.
		grams shelled / min	613.8	
3rd	26	unshelled	1539.8	144 sec.
		grams shelled / min	250.8	
4th	23	unshelled	937.9	407 sec.
		grams shelled / min	119.2	
5th	20	unshelled	129.2	80 sec.
		grams shelled / min	77.3	
6th	17	unshelled	26.2	31 sec.
		grams shelled / min	50.7	
Final grams unshelled			0.0	
Total grams shelled			6738.0	15.92 min.
Total grams shelled / min			423.3	
HULLS			1482.5	

GRATE		WEIGHT	TIME	
30	initial	6511.6	214 sec.	
	grams shelled / min	1123.4		
27	unshelled	2504.9	208 sec.	
	grams shelled / min	396.7		
24	unshelled	1129.8	265 sec.	
	grams shelled / min	164.7		
21	unshelled	402.5	221 sec.	
	grams shelled / min	92.7		
18	unshelled	61.1	65 sec.	
	grams shelled / min	52.7		
Final grams unshelled			4.0	
Total grams shelled			6511.6	16.22 min.
Total grams shelled / min			401.5	
HULLS			1388.0	

VARIETY: NC7 DATE: JAN. 07, 2005

VARIETY: GA012534 DATE: JAN. 07, 2005

STAGE	GRATE		WEIGHT	TIME
1st	34	initial	6570.2	179 sec.
		grams shelled / min	1708.6	
2nd	31	unshelled	1472.9	90 sec.
		grams shelled / min	478.3	
3rd	28	unshelled	755.4	71 sec.
		grams shelled / min	239.4	
4th	25	unshelled	472.1	82 sec.
		grams shelled / min	161.3	
5th	22	unshelled	251.7	97 sec.
		grams shelled / min	111.8	
6th	19	unshelled	71.0	35 sec.
		grams shelled / min	113.5	
Final grams unshelled			4.8	
Total grams shelled			6570.2	9.23 min.
Total grams shelled / min			711.6	
HULLS			1460.8	

GRATE		WEIGHT	TIME	
32	initial	6743.3	200 sec.	
	grams shelled / min	1333.7		
29	unshelled	2297.6	121 sec.	
	grams shelled / min	547.3		
26	unshelled	1193.9	122 sec.	
	grams shelled / min	255.4		
23	unshelled	674.5	260 sec.	
	grams shelled / min	133.2		
20	unshelled	97.1	35 sec.	
	grams shelled / min	135.1		
17	unshelled	18.3	11 sec.	
	grams shelled / min	99.8		
Final grams unshelled			0.0	
Total grams shelled			6743.3	12.48 min.
Total grams shelled / min			540.2	
HULLS			1292.5	

VARIETY: N000980l DATE: JAN. 09, 2005

VARIETY: N01013T DATE: JAN. 09, 2005

STAGE	GRATE		WEIGHT	TIME
1st	31	initial	6633.6	228 sec.
		grams shelled / min	1502.1	
2nd	28	unshelled	925.7	89 sec.
		grams shelled / min	287.3	
3rd	25	unshelled	499.6	75 sec.
		grams shelled / min	176.9	
4th	22	unshelled	278.5	106 sec.
		grams shelled / min	124.1	
5th	19	unshelled	59.2	30 sec.
		grams shelled / min	111.8	
6th		unshelled		
		grams shelled / min		
Final grams unshelled			3.3	
Total grams shelled			6633.6	8.80 min.
Total grams shelled / min			753.8	
HULLS			1496.0	

GRATE		WEIGHT	TIME	
32	initial	6649.5	236 sec.	
	grams shelled / min	1260.5		
29	unshelled	1691.7	96 sec.	
	grams shelled / min	380.3		
26	unshelled	1083.2	140 sec.	
	grams shelled / min	160.9		
23	unshelled	707.7	346 sec.	
	grams shelled / min	82.2		
20	unshelled	233.5	142 sec.	
	grams shelled / min	75.2		
17	unshelled	55.5	70 sec.	
	grams shelled / min	44.2		
Final grams unshelled			3.9	
Total grams shelled			6649.5	17.17 min.
Total grams shelled / min			387.3	
HULLS			1429.2	

LOCATION 62 UPPT 2004 SHELLING DATA

VARIETY: N02006

DATE: JAN. 09, 2005

VARIETY: VT003069

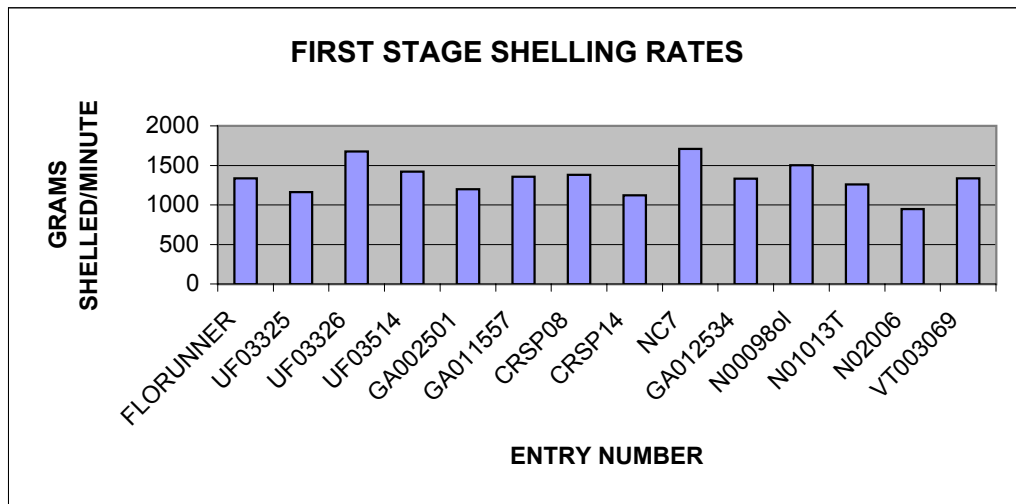
DATE: JAN. 09, 2005

<u>STAGE</u>	<u>GRATE</u>	<u>WEIGHT</u>	<u>TIME</u>
1st	32 initial	6697.2	380 sec.
	grams shelled / min	949.1	
2nd	29 unshelled	686.5	126 sec.
	grams shelled / min	151.2	
3rd	26 unshelled	369.0	130 sec.
	grams shelled / min	91.2	
4th	23 unshelled	171.3	120 sec.
	grams shelled / min	62.2	
5th	20 unshelled	46.9	32 sec.
	grams shelled / min	58.5	
6th	17 unshelled	15.7	23 sec.
	grams shelled / min	41.0	
Final grams unshelled		0.0	
Total grams shelled		6697.2	13.52 min.
Total grams shelled / min		495.5	
HULLS		1588.0	

<u>GRATE</u>	<u>WEIGHT</u>	<u>TIME</u>
32 initial	6562.4	217 sec.
grams shelled / min	1337.5	
29 unshelled	1725.1	88 sec.
grams shelled / min	448.6	
26 unshelled	1067.1	155 sec.
grams shelled / min	211.2	
23 unshelled	521.4	146 sec.
grams shelled / min	142.6	
20 unshelled	174.5	50 sec.
grams shelled / min	160.0	
17 unshelled	41.2	21 sec.
grams shelled / min	117.7	
Final grams unshelled		0.0
Total grams shelled		6562.4 11.28 min.
Total grams shelled / min		581.6
HULLS		1314.7

LOCATION 62 UPPT 2004 FIRST STAGE SHELLING RATES

<u>ENTRY NUMBER</u>	<u>GRAMS SHELLED / MINUTE</u>
FLORUNNER	1335.1
UF03325	1161.0
UF03326	1677.4
UF03514	1422.3
GA002501	1197.1
GA011557	1358.1
CRSP08	1381.5
CRSP14	1123.4
NC7	1708.6
GA012534	1333.7
N000980l	1502.1
N01013T	1260.5
N02006	949.1
VT003069	1337.5



LOCATION 63 UPPT 2004 POD BULK DENSITY TABLE

FLORUNNER

BULK DENSITY	Kg	cm	Kg/m ³
	6.75	26.10	278.29

UF03326

BULK DENSITY	Kg	cm	Kg/m ³
	6.87	28.13	262.87

GA002501

BULK DENSITY	Kg	cm	Kg/m ³
	6.76	25.38	286.91

CRSP08

BULK DENSITY	Kg	cm	Kg/m ³
	6.90	26.65	278.56

NC7

BULK DENSITY	Kg	cm	Kg/m ³
	6.90	29.90	248.47

N000980l

BULK DENSITY	Kg	cm	Kg/m ³
	6.88	30.50	242.86

N02006

BULK DENSITY	Kg	cm	Kg/m ³
	6.83	30.50	241.16

UF03325

BULK DENSITY	Kg	cm	Kg/m ³
	6.88	25.95	285.42

UF03514

BULK DENSITY	Kg	cm	Kg/m ³
	6.98	25.45	295.09

GA011557

BULK DENSITY	Kg	cm	Kg/m ³
	6.83	24.98	294.55

CRSP14

BULK DENSITY	Kg	cm	Kg/m ³
	6.78	25.05	291.31

GA012534

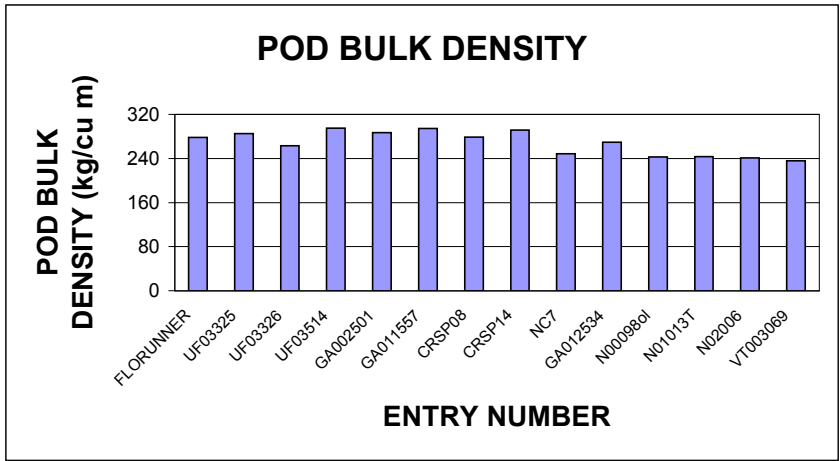
BULK DENSITY	Kg	cm	Kg/m ³
	6.75	26.93	269.68

N01013T

BULK DENSITY	Kg	cm	Kg/m ³
	6.90	30.50	243.43

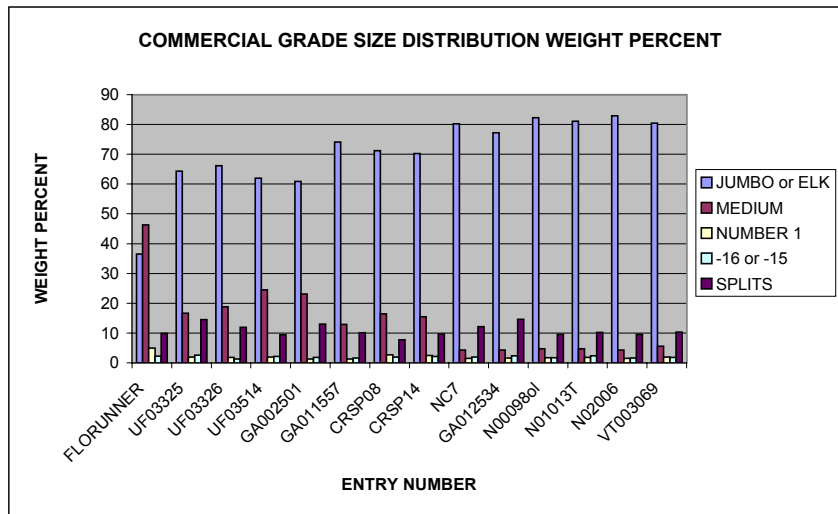
VT003069

BULK DENSITY	Kg	cm	Kg/m ³
	6.68	30.50	235.68



LOCATION 63 UPPT 2004 COMMERCIAL GRADE SIZE WEIGHT PERCENT TABLE

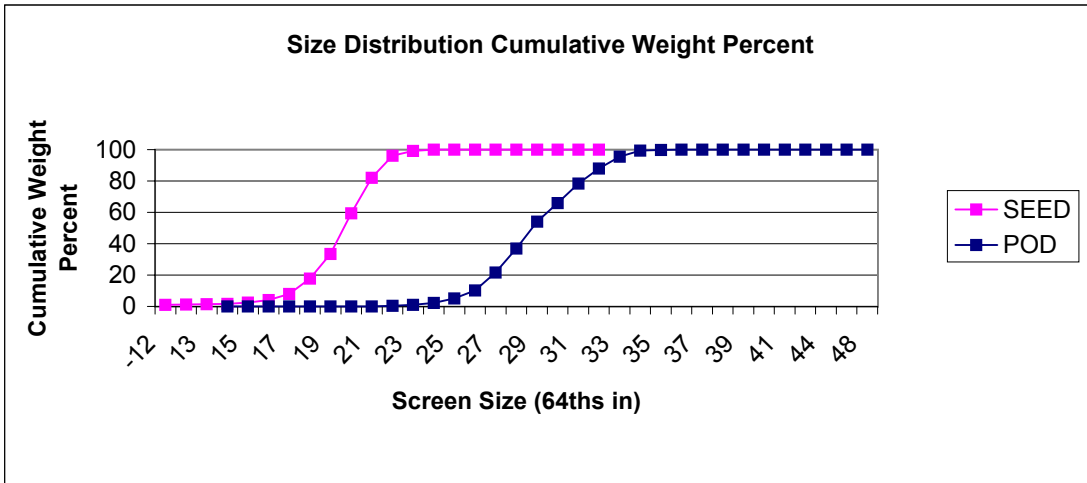
<u>FLORUNNER</u>		<u>UF03325</u>		<u>UF03326</u>		<u>UF03514</u>	
JUMBO	36.56	JUMBO	64.30	JUMBO	66.21	JUMBO	61.96
MEDIUM	46.30	MEDIUM	16.66	MEDIUM	18.82	MEDIUM	24.49
NUMBER 1	4.98	NUMBER 1	1.96	NUMBER 1	1.77	NUMBER 1	1.93
-16	2.23	-16	2.60	-16	1.29	-16	2.15
SPLITS	9.92	SPLITS	14.48	SPLITS	11.91	SPLITS	9.47
<u>GA002501</u>		<u>GA011557</u>		<u>CRSP08</u>		<u>CRSP14</u>	
JUMBO	60.85	JUMBO	74.08	JUMBO	71.18	JUMBO	70.19
MEDIUM	23.06	MEDIUM	12.84	MEDIUM	16.42	MEDIUM	15.45
NUMBER 1	1.27	NUMBER 1	1.33	NUMBER 1	2.64	NUMBER 1	2.47
-16	1.79	-16	1.60	-16	1.97	-16	2.19
SPLITS	13.04	SPLITS	10.14	SPLITS	7.79	SPLITS	9.70
<u>NC7</u>		<u>GA012534</u>		<u>N000980l</u>		<u>N01013T</u>	
ELK	80.21	ELK	77.19	ELK	82.22	ELK	81.04
MEDIUM	4.31	MEDIUM	4.25	MEDIUM	4.75	MEDIUM	4.71
NUMBER 1	1.48	NUMBER 1	1.57	NUMBER 1	1.75	NUMBER 1	1.78
- 15	1.91	- 15	2.33	- 15	1.72	- 15	2.32
SPLITS	12.09	SPLITS	14.66	SPLITS	9.56	SPLITS	10.15
<u>N02006</u>		<u>VT003069</u>					
ELK	82.93	ELK	80.49				
MEDIUM	4.35	MEDIUM	5.55				
NUMBER 1	1.47	NUMBER 1	1.88				
- 15	1.66	- 15	1.78				
SPLITS	9.60	SPLITS	10.29				



LOCATION 63 UPPT 2004 SIZE DISTRIBUTION CUMULATIVE WEIGHT PERCENT TABLE

FLOORRUNNER

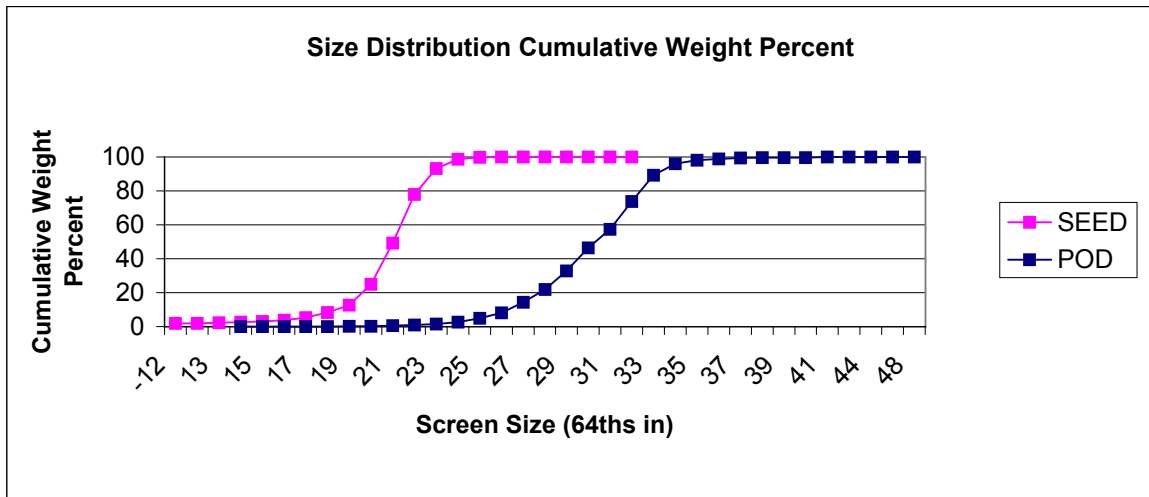
POD				SEED				
SCREEN SIZE	Weight	Wt %	Cum. Wt. %	SCREEN SIZE	Weight	Wt %	Wt % w/o SS	Cum. Wt %
				SS	528.7	9.92	---	---
				-12 & -17R	52.0	0.98	1.08	1.08
				12	5.2	0.10	0.11	1.19
				13	7.5	0.14	0.16	1.35
14	0.0	0.00	0.00	14	14.2	0.27	0.30	1.64
15	0.0	0.00	0.00	15	39.9	0.75	0.83	2.48
16	0.0	0.00	0.00	16	76.0	1.43	1.58	4.06
17	0.0	0.00	0.00	17	189.3	3.55	3.95	8.00
18	0.2	0.01	0.01	18	470.9	8.84	9.81	17.82
19	0.3	0.02	0.03	19	755.7	14.19	15.75	33.57
20	0.4	0.02	0.05	20	1240.1	23.28	25.84	59.41
21	0.3	0.02	0.07	21	1087.3	20.41	22.66	82.07
22	5.9	0.35	0.42	22	676.8	12.70	14.10	96.18
23	10.0	0.59	1.02	23	148.6	2.79	3.10	99.27
24	19.1	1.13	2.15	24	32.2	0.60	0.67	99.94
25	48.1	2.86	5.01	25	2.7	0.05	0.06	100.00
26	87.0	5.17	10.17	26	0.0	0.00	0.00	100.00
27	191.5	11.37	21.54	27	0.0	0.00	0.00	100.00
28	260.6	15.47	37.01	28	0.0	0.00	0.00	100.00
29	287.5	17.07	54.09	29	0.0	0.00	0.00	100.00
30	199.1	11.82	65.91	30	0.0	0.00	0.00	100.00
31	208.6	12.39	78.29	31	0.0	0.00	0.00	100.00
32	163.3	9.70	87.99	32	0.0	0.00	0.00	100.00
33	127.1	7.55	95.53	Total	5327.1	100	100	
34	65.3	3.88	99.41	Hull wt	1424.0			
35	7.6	0.45	99.86	Wt w/o SS	4798.4			
36	2.3	0.14	100.00	Percent Hulls		21.09		
37	0.0	0.00	100.00	Percent Meats		78.91		
38	0.0	0.00	100.00			100		
39	0.0	0.00	100.00					
40	0.0	0.00	100.00					
41	0.0	0.00	100.00					
42	0.0	0.00	100.00					
44	0.0	0.00	100.00					
46	0.0	0.00	100.00					
48	0.0	0.00	100.00					
POD WT.	1684.2							



LOCATION 63 UPPT 2004 SIZE DISTRIBUTION CUMULATIVE WEIGHT PERCENT TABLE

UF03325

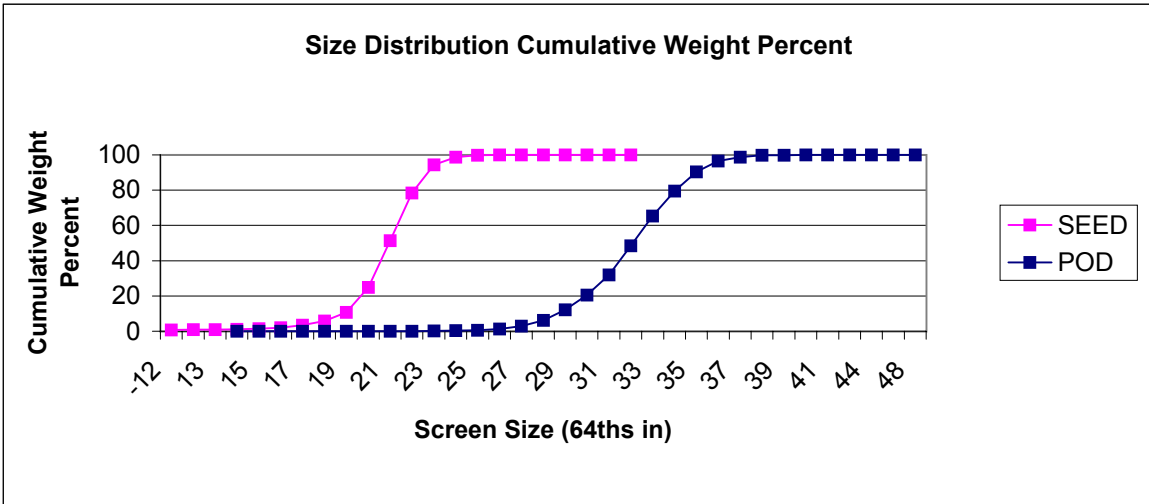
POD				SEED				
SCREEN SIZE	Weight	Wt %	Cum. Wt. %	SCREEN SIZE	Weight	Wt %	Wt % w/o SS	Cum. Wt %
				SS	795.5	14.48	---	---
				-12 & -17R	85.3	1.55	1.81	1.81
				12	5.7	0.10	0.12	1.94
				13	11.7	0.21	0.25	2.19
14	0.0	0.00	0.00	14	18.1	0.33	0.39	2.57
15	0.0	0.00	0.00	15	22.2	0.40	0.47	3.04
16	0.0	0.00	0.00	16	32.1	0.58	0.68	3.73
17	0.1	0.01	0.01	17	75.5	1.37	1.61	5.33
18	1.1	0.06	0.07	18	140.6	2.56	2.99	8.32
19	0.7	0.04	0.11	19	199.7	3.63	4.25	12.57
20	2.6	0.14	0.25	20	575.5	10.47	12.24	24.82
21	4.5	0.25	0.50	21	1151.9	20.96	24.51	49.32
22	8.0	0.45	0.95	22	1342.7	24.43	28.57	77.89
23	11.7	0.65	1.60	23	719.0	13.08	15.30	93.19
24	17.3	0.96	2.56	24	254.4	4.63	5.41	98.60
25	42.5	2.36	4.92	25	61.2	1.11	1.30	99.90
26	58.4	3.25	8.17	26	4.5	0.08	0.10	100.00
27	110.5	6.15	14.32	27	0.0	0.00	0.00	100.00
28	136.8	7.61	21.93	28	0.0	0.00	0.00	100.00
29	194.4	10.82	32.75	29	0.0	0.00	0.00	100.00
30	246.1	13.69	46.44	30	0.0	0.00	0.00	100.00
31	195.5	10.88	57.32	31	0.0	0.00	0.00	100.00
32	296.2	16.48	73.80	32	0.0	0.00	0.00	100.00
33	278.4	15.49	89.28	Total	5495.6	100	100	
34	122.0	6.79	96.07	Hull wt	1385.4			
35	37.1	2.06	98.14	Wt w/o SS	4700.1			
36	12.0	0.67	98.80	Percent Hulls		20.13		
37	10.4	0.58	99.38	Percent Meats		79.87		
38	3.9	0.22	99.60			100		
39	0.0	0.00	99.60					
40	1.2	0.07	99.67					
41	6.0	0.33	100.00					
42	0.0	0.00	100.00					
44	0.0	0.00	100.00					
46	0.0	0.00	100.00					
48	0.0	0.00	100.00					
POD WT.	1797.4							



LOCATION 63 UPPT 2004 SIZE DISTRIBUTION CUMULATIVE WEIGHT PERCENT TABLE

UF03326

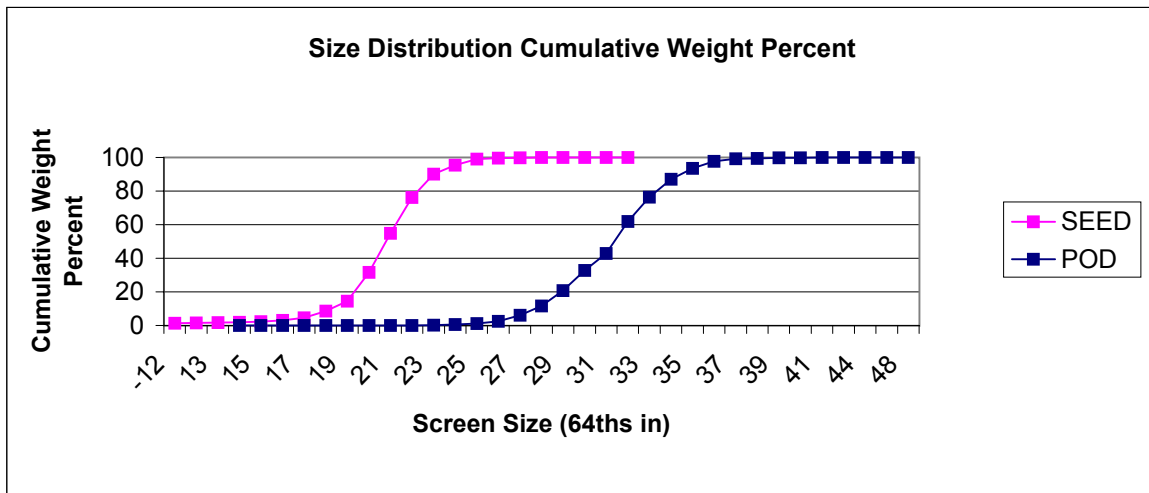
POD				SEED				
SCREEN SIZE	Weight	Wt %	Cum. Wt. %	SCREEN SIZE	Weight	Wt %	Wt % w/o SS	Cum. Wt %
				SS	638.4	11.91	---	---
				-12 & -17R	36.8	0.69	0.78	0.78
				12	2.3	0.04	0.05	0.83
				13	5.8	0.11	0.12	0.95
14	0.0	0.00	0.00	14	6.3	0.12	0.13	1.08
15	0.0	0.00	0.00	15	17.7	0.33	0.37	1.46
16	0.0	0.00	0.00	16	28.8	0.54	0.61	2.07
17	0.0	0.00	0.00	17	66.3	1.24	1.40	3.47
18	0.0	0.00	0.00	18	111.0	2.07	2.35	5.82
19	0.0	0.00	0.00	19	230.9	4.31	4.89	10.71
20	0.0	0.00	0.00	20	667.4	12.45	14.13	24.84
21	0.0	0.00	0.00	21	1255.2	23.41	26.58	51.42
22	0.7	0.04	0.04	22	1278.3	23.84	27.06	78.48
23	0.9	0.05	0.10	23	751.9	14.02	15.92	94.40
24	3.8	0.23	0.33	24	202.1	3.77	4.28	98.68
25	3.9	0.24	0.57	25	57.6	1.07	1.22	99.90
26	11.5	0.70	1.26	26	4.8	0.09	0.10	100.00
27	27.2	1.65	2.92	27	0.0	0.00	0.00	100.00
28	54.0	3.28	6.20	28	0.0	0.00	0.00	100.00
29	98.2	5.97	12.17	29	0.0	0.00	0.00	100.00
30	137.8	8.38	20.55	30	0.0	0.00	0.00	100.00
31	188.9	11.48	32.03	31	0.0	0.00	0.00	100.00
32	269.7	16.40	48.43	32	0.0	0.00	0.00	100.00
33	278.9	16.95	65.38	Total	5361.6	100	100	
34	233.1	14.17	79.55	Hull wt	1511.8			
35	179.6	10.92	90.47	Wt w/o SS	4723.2			
36	99.5	6.05	96.52	Percent Hulls		21.99		
37	35.0	2.13	98.64	Percent Meats		78.01		
38	19.0	1.16	99.80			100		
39	0.0	0.00	99.80					
40	3.3	0.20	100.00					
41	0.0	0.00	100.00					
42	0.0	0.00	100.00					
44	0.0	0.00	100.00					
46	0.0	0.00	100.00					
48	0.0	0.00	100.00					
POD WT.	1645.0							



LOCATION 63 UPPT 2004 SIZE DISTRIBUTION CUMULATIVE WEIGHT PERCENT TABLE

UF03514

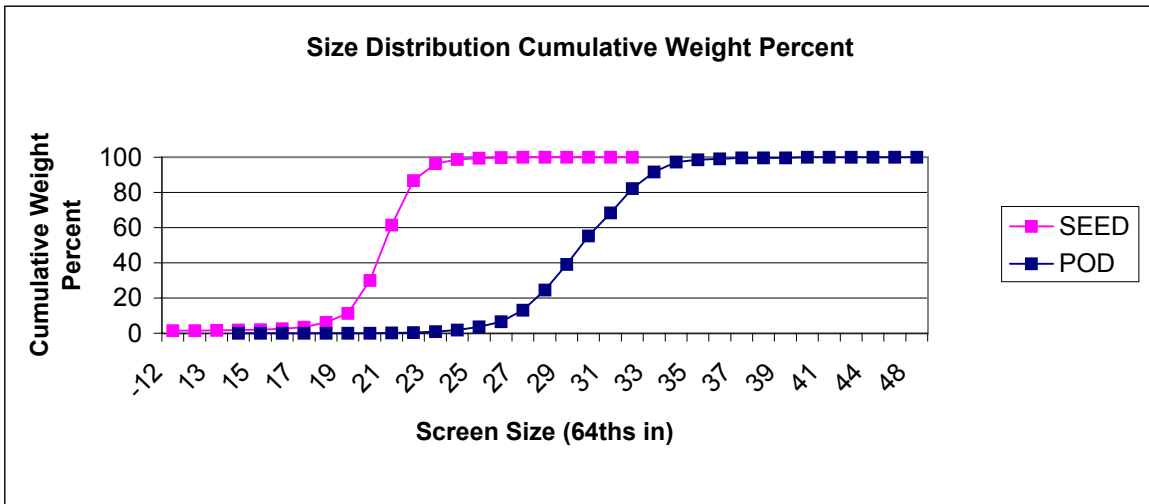
POD				SEED				
SCREEN SIZE	Weight	Wt %	Cum. Wt. %	SCREEN SIZE	Weight	Wt %	Wt % w/o SS	Cum. Wt %
				SS	519.9	9.47	---	---
				-12 & -17R	66.9	1.22	1.35	1.35
				12	5.1	0.09	0.10	1.45
				13	8.6	0.16	0.17	1.62
14	0.0	0.00	0.00	14	12.8	0.23	0.26	1.88
15	0.0	0.00	0.00	15	24.7	0.45	0.50	2.38
16	0.0	0.00	0.00	16	33.8	0.62	0.68	3.06
17	0.0	0.00	0.00	17	72.0	1.31	1.45	4.51
18	0.0	0.00	0.00	18	200.5	3.65	4.03	8.54
19	0.0	0.00	0.00	19	298.6	5.44	6.01	14.55
20	0.0	0.00	0.00	20	845.3	15.40	17.01	31.56
21	0.2	0.01	0.01	21	1157.5	21.09	23.29	54.86
22	0.6	0.03	0.05	22	1057.0	19.26	21.27	76.13
23	2.2	0.12	0.17	23	695.3	12.67	13.99	90.12
24	7.2	0.41	0.58	24	264.7	4.82	5.33	95.45
25	8.5	0.48	1.06	25	176.1	3.21	3.54	98.99
26	26.5	1.50	2.56	26	30.4	0.55	0.61	99.60
27	61.7	3.49	6.05	27	14.1	0.26	0.28	99.89
28	97.6	5.52	11.57	28	5.7	0.10	0.11	100.00
29	162.4	9.19	20.76	29	0.0	0.00	0.00	100.00
30	213.0	12.05	32.81	30	0.0	0.00	0.00	100.00
31	177.1	10.02	42.82	31	0.0	0.00	0.00	100.00
32	337.4	19.09	61.91	32	0.0	0.00	0.00	100.00
33	256.5	14.51	76.42	Total	5489.0	100	100	
34	189.5	10.72	87.14	Hull wt	1484.9			
35	111.9	6.33	93.47	Wt w/o SS	4969.1			
36	74.0	4.19	97.66	Percent Hulls		21.29		
37	28.2	1.60	99.25	Percent Meats		78.71		
38	3.9	0.22	99.47			100		
39	6.7	0.38	99.85					
40	0.0	0.00	99.85					
41	2.6	0.15	100.00					
42	0.0	0.00	100.00					
44	0.0	0.00	100.00					
46	0.0	0.00	100.00					
48	0.0	0.00	100.00					
POD WT.	1767.7							



LOCATION 63 UPPT 2004 SIZE DISTRIBUTION CUMULATIVE WEIGHT PERCENT TABLE

GA002501

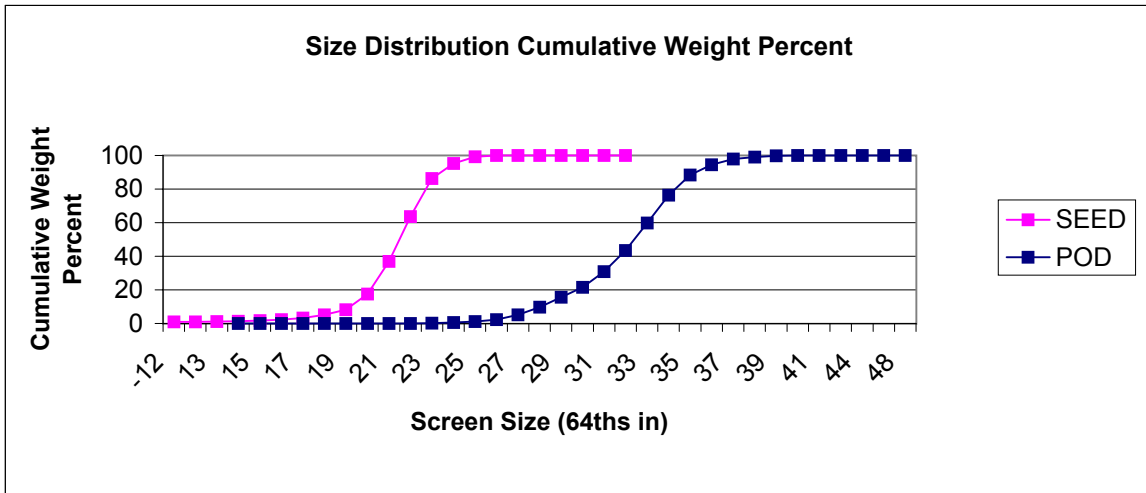
POD				SEED				
SCREEN SIZE	Weight	Wt %	Cum. Wt. %	SCREEN SIZE	Weight	Wt %	Wt % w/o SS	Cum. Wt %
				SS	704.5	13.04	---	---
				-12 & -17R	67.4	1.25	1.43	1.43
				12	3.6	0.07	0.08	1.51
				13	5.1	0.09	0.11	1.62
14	0.0	0.00	0.00	14	8.9	0.16	0.19	1.81
15	0.0	0.00	0.00	15	11.5	0.21	0.24	2.05
16	0.0	0.00	0.00	16	20.1	0.37	0.43	2.48
17	0.0	0.00	0.00	17	48.4	0.90	1.03	3.51
18	0.0	0.00	0.00	18	125.6	2.32	2.67	6.18
19	0.0	0.00	0.00	19	237.5	4.40	5.05	11.24
20	0.3	0.02	0.02	20	882.9	16.34	18.79	30.03
21	1.3	0.08	0.09	21	1472.3	27.25	31.33	61.37
22	4.0	0.24	0.33	22	1189.2	22.01	25.31	86.67
23	11.2	0.66	0.99	23	456.4	8.45	9.71	96.39
24	13.5	0.80	1.79	24	111.3	2.06	2.37	98.76
25	30.9	1.83	3.62	25	28.6	0.53	0.61	99.37
26	48.8	2.89	6.51	26	18.1	0.33	0.39	99.75
27	112.4	6.65	13.15	27	10.6	0.20	0.23	99.98
28	192.2	11.37	24.52	28	1.1	0.02	0.02	100.00
29	247.8	14.65	39.17	29	0.0	0.00	0.00	100.00
30	272.2	16.10	55.27	30	0.0	0.00	0.00	100.00
31	222.8	13.18	68.44	31	0.0	0.00	0.00	100.00
32	232.4	13.74	82.19	32	0.0	0.00	0.00	100.00
33	158.7	9.38	91.57	Total	5403.1	100	100	
34	97.1	5.74	97.32	Hull wt	1365.4			
35	21.6	1.28	98.59	Wt w/o SS	4698.6			
36	9.5	0.56	99.15	Percent Hulls		20.17		
37	6.8	0.40	99.56	Percent Meats		79.83		
38	1.9	0.11	99.67			100		
39	0.0	0.00	99.67					
40	5.6	0.33	100.00					
41	0.0	0.00	100.00					
42	0.0	0.00	100.00					
44	0.0	0.00	100.00					
46	0.0	0.00	100.00					
48	0.0	0.00	100.00					
POD WT.	1691.0							



LOCATION 63 UPPT 2004 SIZE DISTRIBUTION CUMULATIVE WEIGHT PERCENT TABLE

GA011557

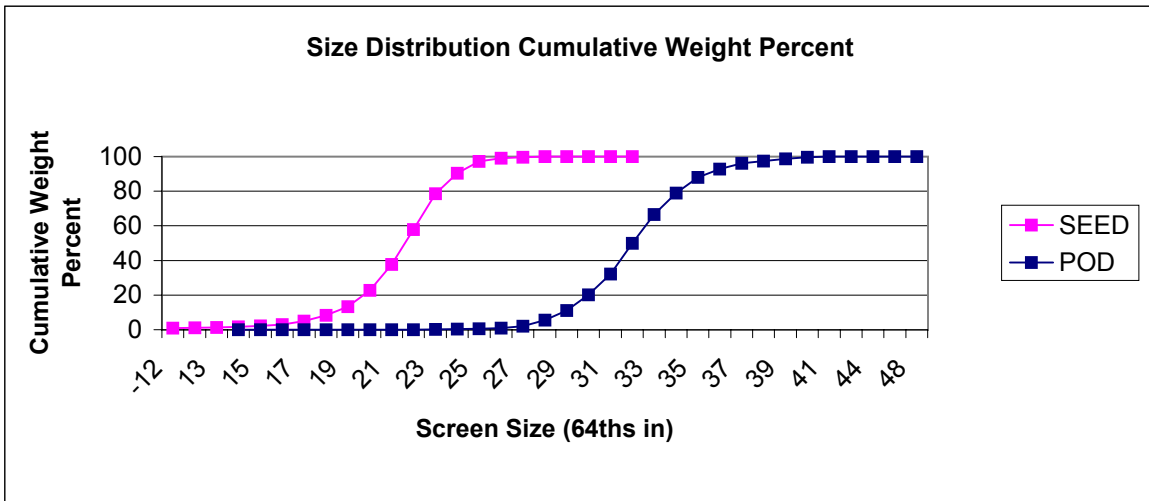
POD				SEED				
SCREEN SIZE	Weight	Wt %	Cum. Wt. %	SCREEN SIZE	Weight	Wt %	Wt % w/o SS	Cum. Wt %
				SS	559.1	10.14	---	---
				-12 & -17R	43.8	0.79	0.88	0.88
				12	4.2	0.08	0.08	0.97
				13	7.6	0.14	0.15	1.12
14	0.0	0.00	0.00	14	12.9	0.23	0.26	1.38
15	0.0	0.00	0.00	15	20.0	0.36	0.40	1.79
16	0.0	0.00	0.00	16	20.5	0.37	0.41	2.20
17	0.0	0.00	0.00	17	53.1	0.96	1.07	3.27
18	0.0	0.00	0.00	18	93.2	1.69	1.88	5.15
19	0.0	0.00	0.00	19	153.2	2.78	3.09	8.24
20	0.0	0.00	0.00	20	462.0	8.38	9.32	17.56
21	0.3	0.02	0.02	21	959.6	17.40	19.36	36.92
22	1.2	0.07	0.09	22	1326.7	24.05	26.77	63.69
23	3.0	0.18	0.27	23	1118.9	20.28	22.57	86.26
24	4.1	0.24	0.51	24	449.0	8.14	9.06	95.32
25	10.2	0.61	1.12	25	194.3	3.52	3.92	99.24
26	19.7	1.17	2.29	26	33.1	0.60	0.67	99.91
27	48.8	2.90	5.19	27	3.8	0.07	0.08	99.98
28	76.8	4.57	9.76	28	0.9	0.02	0.02	100.00
29	97.4	5.79	15.56	29	0.0	0.00	0.00	100.00
30	101.2	6.02	21.58	30	0.0	0.00	0.00	100.00
31	155.6	9.26	30.83	31	0.0	0.00	0.00	100.00
32	210.7	12.53	43.37	32	0.0	0.00	0.00	100.00
33	277.1	16.49	59.85	Total	5515.9	100	100	
34	277.7	16.52	76.38	Hull wt	1331.1			
35	201.9	12.01	88.39	Wt w/o SS	4956.8			
36	101.6	6.04	94.43	Percent Hulls		19.44		
37	58.6	3.49	97.92	Percent Meats		80.56		
38	19.0	1.13	99.05			100		
39	12.0	0.71	99.76					
40	4.0	0.24	100.00					
41	0.0	0.00	100.00					
42	0.0	0.00	100.00					
44	0.0	0.00	100.00					
46	0.0	0.00	100.00					
48	0.0	0.00	100.00					
POD WT.	1680.9							



LOCATION 63 UPPT 2004 SIZE DISTRIBUTION CUMULATIVE WEIGHT PERCENT TABLE

CRSP08

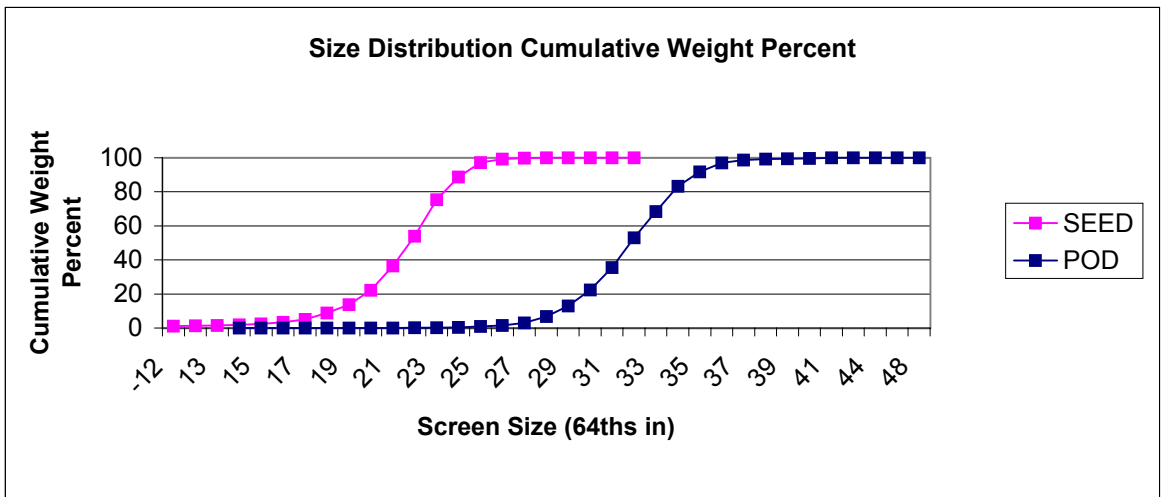
POD				SEED				
SCREEN SIZE	Weight	Wt %	Cum. Wt. %	SCREEN SIZE	Weight	Wt %	Wt % w/o SS	Cum. Wt %
				SS	418.5	7.79	---	---
				-12 & -17R	47.8	0.89	0.96	0.96
				12	7.1	0.13	0.14	1.11
				13	8.2	0.15	0.17	1.27
14	0.0	0.00	0.00	14	17.9	0.33	0.36	1.63
15	0.0	0.00	0.00	15	24.9	0.46	0.50	2.14
16	0.0	0.00	0.00	16	39.4	0.73	0.79	2.93
17	0.0	0.00	0.00	17	102.7	1.91	2.07	5.00
18	0.0	0.00	0.00	18	164.9	3.07	3.33	8.33
19	0.0	0.00	0.00	19	251.1	4.67	5.07	13.40
20	0.0	0.00	0.00	20	466.7	8.68	9.42	22.81
21	0.5	0.03	0.03	21	736.9	13.71	14.87	37.68
22	0.2	0.01	0.04	22	1001.9	18.64	20.21	57.89
23	1.4	0.08	0.12	23	1025.0	19.07	20.68	78.57
24	2.6	0.15	0.28	24	583.1	10.85	11.76	90.33
25	4.7	0.28	0.56	25	343.0	6.38	6.92	97.25
26	5.8	0.34	0.90	26	86.5	1.61	1.75	99.00
27	19.9	1.18	2.08	27	35.0	0.65	0.71	99.70
28	58.5	3.46	5.54	28	14.8	0.28	0.30	100.00
29	93.9	5.56	11.10	29	0.0	0.00	0.00	100.00
30	152.4	9.02	20.13	30	0.0	0.00	0.00	100.00
31	202.9	12.01	32.14	31	0.0	0.00	0.00	100.00
32	300.5	17.79	49.93	32	0.0	0.00	0.00	100.00
33	280.8	16.63	66.56	Total	5375.4	100	100	
34	209.3	12.39	78.95	Hull wt	1532.9			
35	152.0	9.00	87.95	Wt w/o SS	4956.9			
36	82.8	4.90	92.85	Percent Hulls		22.19		
37	54.2	3.21	96.06	Percent Meats		77.81		
38	23.1	1.37	97.43			100		
39	20.2	1.20	98.63					
40	15.4	0.91	99.54					
41	7.8	0.46	100.00					
42	0.0	0.00	100.00					
44	0.0	0.00	100.00					
46	0.0	0.00	100.00					
48	0.0	0.00	100.00					
POD WT.	1688.9							



LOCATION 63 UPPT 2004 SIZE DISTRIBUTION CUMULATIVE WEIGHT PERCENT TABLE

CRSP14

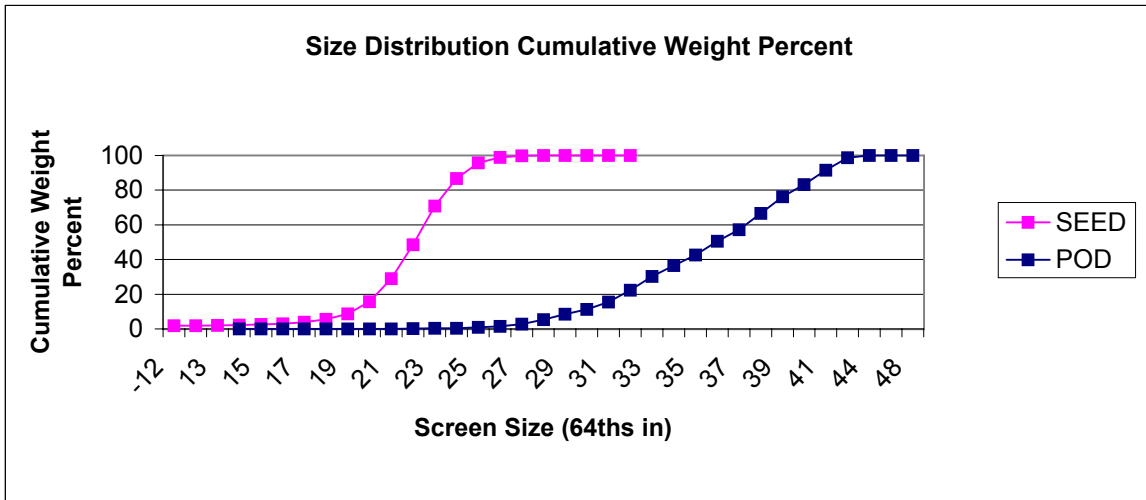
POD				SEED				
SCREEN SIZE	Weight	Wt %	Cum. Wt. %	SCREEN SIZE	Weight	Wt %	Wt % w/o SS	Cum. Wt %
				SS	513.7	9.70	---	---
				-12 & -17R	57.7	1.09	1.21	1.21
				12	5.8	0.11	0.12	1.33
				13	11.3	0.21	0.24	1.56
14	0.0	0.00	0.00	14	13.9	0.26	0.29	1.86
15	0.0	0.00	0.00	15	27.0	0.51	0.56	2.42
16	0.0	0.00	0.00	16	46.4	0.88	0.97	3.39
17	0.0	0.00	0.00	17	84.2	1.59	1.76	5.15
18	0.0	0.00	0.00	18	173.6	3.28	3.63	8.78
19	0.0	0.00	0.00	19	236.4	4.47	4.95	13.73
20	0.0	0.00	0.00	20	408.0	7.71	8.54	22.27
21	0.0	0.00	0.00	21	679.1	12.83	14.21	36.47
22	1.7	0.10	0.10	22	836.2	15.80	17.49	53.97
23	1.6	0.09	0.19	23	1021.3	19.29	21.37	75.34
24	4.0	0.23	0.43	24	639.7	12.08	13.38	88.72
25	8.9	0.52	0.95	25	407.8	7.70	8.53	97.25
26	9.1	0.53	1.48	26	94.5	1.79	1.98	99.23
27	25.3	1.48	2.96	27	29.6	0.56	0.62	99.85
28	64.1	3.75	6.71	28	7.3	0.14	0.15	100.00
29	106.2	6.21	12.92	29	0.0	0.00	0.00	100.00
30	161.9	9.47	22.40	30	0.0	0.00	0.00	100.00
31	225.4	13.19	35.59	31	0.0	0.00	0.00	100.00
32	299.0	17.49	53.08	32	0.0	0.00	0.00	100.00
33	262.0	15.33	68.41	Total	5293.5	100	100	
34	255.2	14.93	83.34	Hull wt	1490.4			
35	144.6	8.46	91.80	Wt w/o SS	4779.8			
36	89.6	5.24	97.05	Percent Hulls		21.97		
37	26.9	1.57	98.62	Percent Meats		78.03		
38	10.2	0.60	99.22			100		
39	2.4	0.14	99.36					
40	5.9	0.35	99.70					
41	5.1	0.30	100.00					
42	0.0	0.00	100.00					
44	0.0	0.00	100.00					
46	0.0	0.00	100.00					
48	0.0	0.00	100.00					
POD WT.	1709.1							



LOCATION 63 UPPT 2004 SIZE DISTRIBUTION CUMULATIVE WEIGHT PERCENT TABLE

NC7

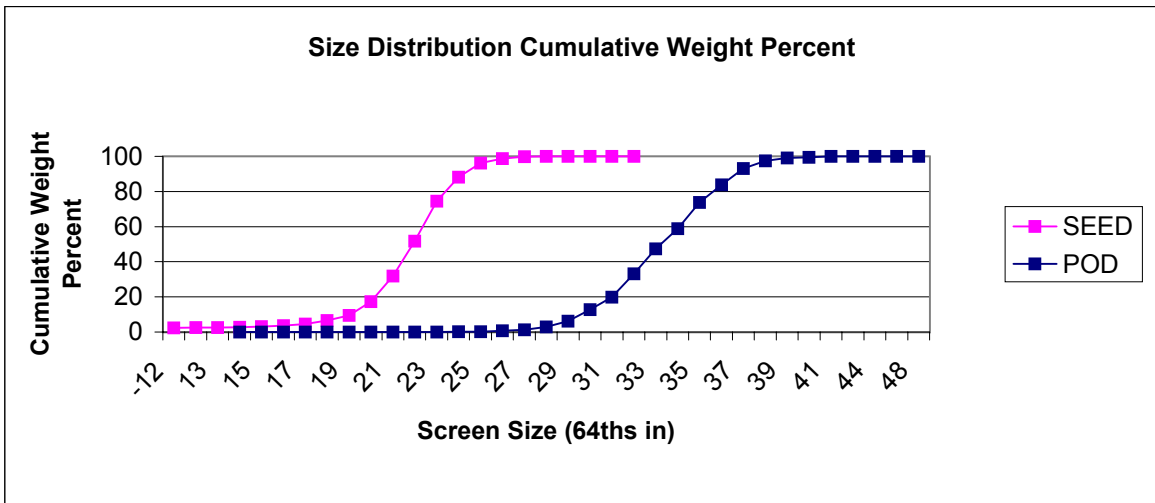
POD				SEED				
SCREEN SIZE	Weight	Wt %	Cum. Wt. %	SCREEN SIZE	Weight	Wt %	Wt % w/o SS	Cum. Wt %
				SS	639.4	12.09	---	---
				-12 & -20R	84.0	1.59	1.81	1.81
				12	3.0	0.06	0.06	1.87
				13	6.3	0.12	0.14	2.01
14	0.0	0.00	0.00	14	7.5	0.14	0.16	2.17
15	0.0	0.00	0.00	15	17.1	0.32	0.37	2.54
16	0.0	0.00	0.00	16	21.8	0.41	0.47	3.01
17	0.0	0.00	0.00	17	39.4	0.75	0.85	3.85
18	0.0	0.00	0.00	18	80.7	1.53	1.74	5.59
19	0.0	0.00	0.00	19	147.1	2.78	3.17	8.76
20	0.4	0.02	0.02	20	325.8	6.16	7.01	15.77
21	0.4	0.02	0.05	21	614.6	11.62	13.22	28.99
22	2.1	0.12	0.16	22	903.8	17.09	19.45	48.44
23	2.6	0.15	0.31	23	1040.6	19.68	22.39	70.83
24	2.5	0.14	0.45	24	735.2	13.91	15.82	86.64
25	7.4	0.42	0.88	25	421.6	7.97	9.07	95.72
26	10.2	0.58	1.45	26	150.6	2.85	3.24	98.96
27	21.7	1.23	2.69	27	41.8	0.79	0.90	99.86
28	46.1	2.62	5.31	28	6.7	0.13	0.14	100.00
29	56.9	3.23	8.54	29	0.0	0.00	0.00	100.00
30	48.3	2.74	11.29	30	0.0	0.00	0.00	100.00
31	75.7	4.30	15.59	31	0.0	0.00	0.00	100.00
32	119.9	6.81	22.40	32	0.0	0.00	0.00	100.00
33	139.5	7.93	30.33	Total	5287.0	100	100	
34	110.0	6.25	36.58	Hull wt	1627.1			
35	107.5	6.11	42.69	Wt w/o SS	4647.6			
36	138.4	7.86	50.55	Percent Hulls		23.53		
37	116.5	6.62	57.17	Percent Meats		76.47		
38	166.0	9.43	66.61			100		
39	167.2	9.50	76.11					
40	124.9	7.10	83.21					
41	145.8	8.29	91.49					
42	127.1	7.22	98.72					
44	22.6	1.28	100.00					
46	0.0	0.00	100.00					
48	0.0	0.00	100.00					
POD WT.	1759.7							



LOCATION 63 UPPT 2004 SIZE DISTRIBUTION CUMULATIVE WEIGHT PERCENT TABLE

GA012534

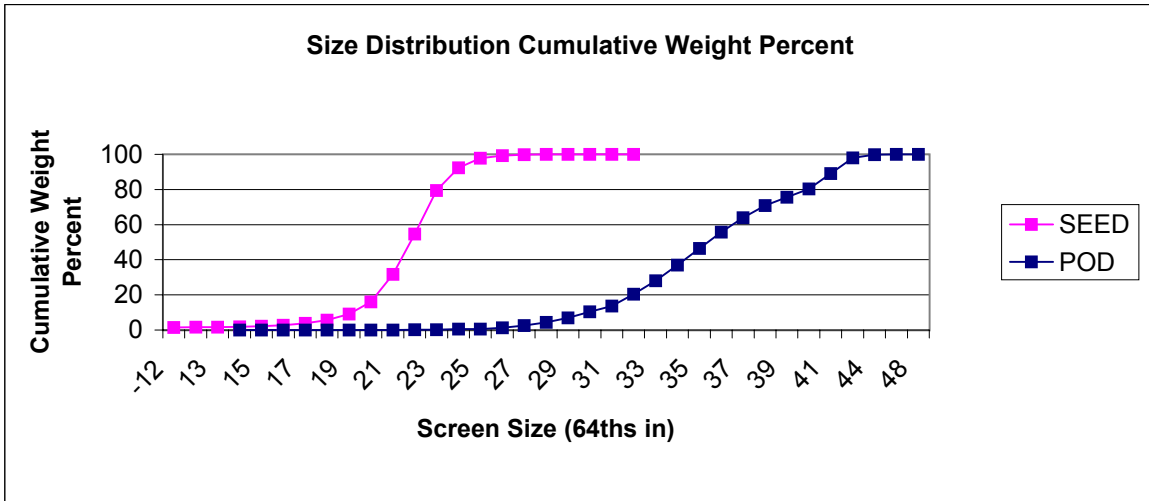
POD				SEED				
SCREEN SIZE	Weight	Wt %	Cum. Wt. %	SCREEN SIZE	Weight	Wt %	Wt % w/o SS	Cum. Wt %
				SS	774.8	14.66	---	---
				-12 & -20R	109.8	2.08	2.43	2.43
				12	1.3	0.02	0.03	2.46
				13	3.5	0.07	0.08	2.54
14	0.0	0.00	0.00	14	8.6	0.16	0.19	2.73
15	0.0	0.00	0.00	15	14.6	0.28	0.32	3.05
16	0.0	0.00	0.00	16	26.5	0.50	0.59	3.64
17	0.0	0.00	0.00	17	42.0	0.79	0.93	4.57
18	0.0	0.00	0.00	18	89.9	1.70	1.99	6.57
19	0.0	0.00	0.00	19	134.5	2.54	2.98	9.55
20	0.0	0.00	0.00	20	347.8	6.58	7.71	17.26
21	0.5	0.03	0.03	21	661.7	12.52	14.67	31.93
22	0.4	0.02	0.05	22	893.0	16.90	19.80	51.73
23	0.5	0.03	0.08	23	1024.8	19.39	22.72	74.45
24	1.1	0.06	0.15	24	622.4	11.78	13.80	88.24
25	1.8	0.11	0.25	25	361.7	6.84	8.02	96.26
26	9.2	0.54	0.79	26	114.9	2.17	2.55	98.81
27	9.0	0.53	1.31	27	44.9	0.85	1.00	99.80
28	28.0	1.63	2.95	28	8.8	0.17	0.20	100.00
29	55.6	3.25	6.19	29	0.0	0.00	0.00	100.00
30	112.1	6.55	12.74	30	0.0	0.00	0.00	100.00
31	122.1	7.13	19.87	31	0.0	0.00	0.00	100.00
32	226.1	13.20	33.07	32	0.0	0.00	0.00	100.00
33	244.2	14.26	47.33	Total	5285.5	100	100	
34	198.3	11.58	58.91	Hull wt	1460.0			
35	253.7	14.81	73.72	Wt w/o SS	4510.7			
36	171.6	10.02	83.74	Percent Hulls		21.64		
37	159.2	9.30	93.03	Percent Meats		78.36		
38	75.3	4.40	97.43			100		
39	29.8	1.74	99.17					
40	5.6	0.33	99.50					
41	8.6	0.50	100.00					
42	0.0	0.00	100.00					
44	0.0	0.00	100.00					
46	0.0	0.00	100.00					
48	0.0	0.00	100.00					
POD WT.	1712.7							



LOCATION 63 UPPT 2004 SIZE DISTRIBUTION CUMULATIVE WEIGHT PERCENT TABLE

N00098ol

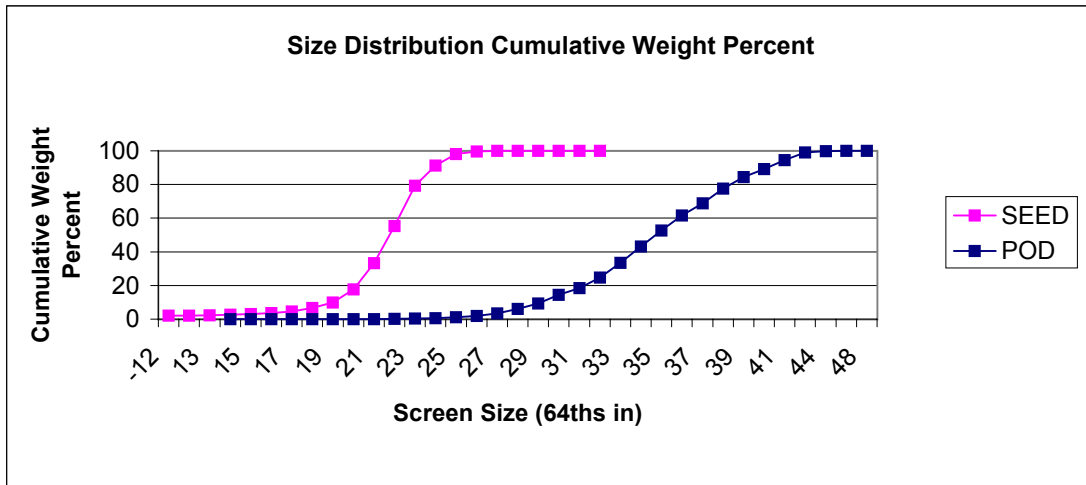
POD				SEED				
SCREEN SIZE	Weight	Wt %	Cum. Wt. %	SCREEN SIZE	Weight	Wt %	Wt % w/o SS	Cum. Wt %
				SS	494.8	9.56	---	---
				-12 & -20R	71.3	1.38	1.52	1.52
				12	3.4	0.07	0.07	1.60
				13	5.6	0.11	0.12	1.72
14	0.0	0.00	0.00	14	8.6	0.17	0.18	1.90
15	0.0	0.00	0.00	15	16.8	0.32	0.36	2.26
16	0.0	0.00	0.00	16	21.7	0.42	0.46	2.72
17	0.0	0.00	0.00	17	51.9	1.00	1.11	3.83
18	0.0	0.00	0.00	18	87.1	1.68	1.86	5.69
19	0.0	0.00	0.00	19	158.4	3.06	3.39	9.08
20	0.0	0.00	0.00	20	326.0	6.30	6.97	16.05
21	1.5	0.09	0.09	21	735.9	14.22	15.73	31.78
22	0.8	0.05	0.14	22	1068.3	20.65	22.83	54.61
23	1.9	0.11	0.25	23	1161.9	22.46	24.83	79.44
24	4.9	0.29	0.54	24	606.9	11.73	12.97	92.42
25	1.3	0.08	0.62	25	255.4	4.94	5.46	97.88
26	11.4	0.68	1.29	26	69.1	1.34	1.48	99.35
27	20.1	1.19	2.48	27	22.8	0.44	0.49	99.84
28	33.3	1.97	4.45	28	7.5	0.14	0.16	100.00
29	42.5	2.52	6.97	29	0.0	0.00	0.00	100.00
30	58.9	3.49	10.46	30	0.0	0.00	0.00	100.00
31	53.8	3.19	13.64	31	0.0	0.00	0.00	100.00
32	114.8	6.80	20.44	32	0.0	0.00	0.00	100.00
33	130.0	7.70	28.14	Total	5173.4	100	100	
34	150.2	8.89	37.03	Hull wt	1714.1			
35	159.3	9.43	46.47	Wt w/o SS	4678.6			
36	157.5	9.33	55.79	Percent Hulls		24.89		
37	136.2	8.07	63.86	Percent Meats		75.11		
38	117.9	6.98	70.84			100		
39	80.8	4.78	75.63					
40	79.9	4.73	80.36					
41	145.7	8.63	88.99					
42	153.2	9.07	98.06					
44	31.0	1.84	99.89					
46	1.8	0.11	100.00					
48	0.0	0.00	100.00					
POD WT.	1688.7							



LOCATION 63 UPPT 2004 SIZE DISTRIBUTION CUMULATIVE WEIGHT PERCENT TABLE

N01013T

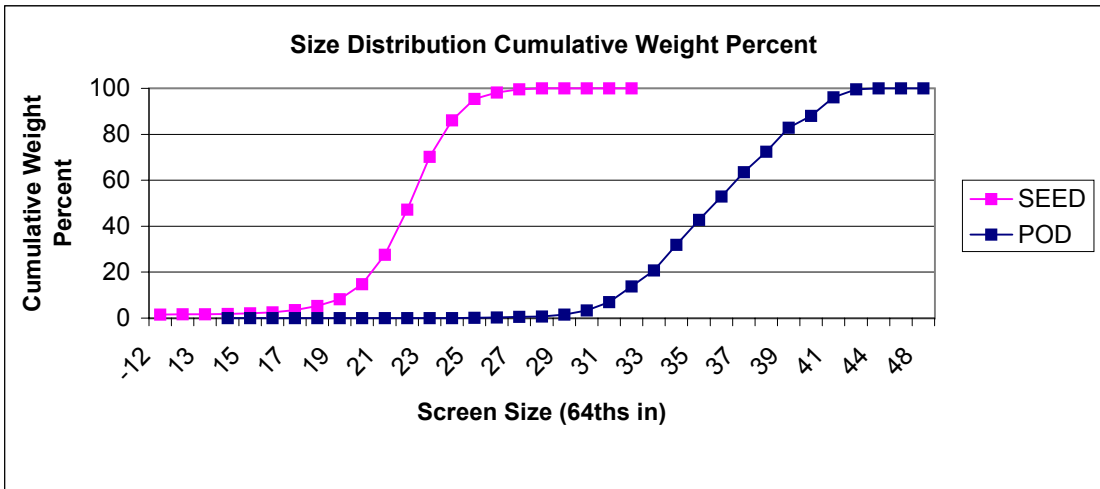
POD				SEED				
SCREEN SIZE	Weight	Wt %	Cum. Wt. %	SCREEN SIZE	Weight	Wt %	Wt % w/o SS	Cum. Wt %
				SS	538.3	10.15	---	---
				-12 & -20R	100.9	1.90	2.12	2.12
				12	2.8	0.05	0.06	2.18
				13	5.4	0.10	0.11	2.29
14	0.0	0.00	0.00	14	13.8	0.26	0.29	2.58
15	0.0	0.00	0.00	15	19.1	0.36	0.40	2.98
16	0.0	0.00	0.00	16	25.8	0.49	0.54	3.52
17	0.0	0.00	0.00	17	49.4	0.93	1.04	4.56
18	0.0	0.00	0.00	18	97.3	1.84	2.04	6.60
19	0.0	0.00	0.00	19	152.4	2.87	3.20	9.80
20	0.0	0.00	0.00	20	372.7	7.03	7.82	17.62
21	0.8	0.05	0.05	21	745.5	14.06	15.65	33.27
22	2.3	0.13	0.18	22	1048.0	19.77	22.00	55.27
23	3.9	0.22	0.40	23	1143.1	21.56	24.00	79.27
24	4.1	0.23	0.63	24	569.4	10.74	11.95	91.22
25	7.3	0.42	1.05	25	329.6	6.22	6.92	98.14
26	15.6	0.89	1.94	26	65.9	1.24	1.38	99.53
27	26.6	1.52	3.46	27	19.5	0.37	0.41	99.93
28	46.1	2.63	6.09	28	3.1	0.06	0.07	100.00
29	56.4	3.22	9.32	29	0.0	0.00	0.00	100.00
30	89.4	5.11	14.42	30	0.0	0.00	0.00	100.00
31	69.5	3.97	18.39	31	0.0	0.00	0.00	100.00
32	110.6	6.32	24.71	32	0.0	0.00	0.00	100.00
33	154.3	8.81	33.52	Total	5302.0	100	100	
34	170.1	9.72	43.24	Hull wt	1610.5			
35	166.1	9.49	52.72	Wt w/o SS	4763.7			
36	155.8	8.90	61.62	Percent Hulls		23.30		
37	127.1	7.26	68.88	Percent Meats		76.70		
38	151.4	8.65	77.53			100		
39	119.8	6.84	84.37					
40	83.3	4.76	89.13					
41	92.7	5.29	94.43					
42	81.5	4.66	99.08					
44	12.2	0.70	99.78					
46	3.9	0.22	100.00					
48	0.0	0.00	100.00					
POD WT.	1750.8							



LOCATION 63 UPPT 2004 SIZE DISTRIBUTION CUMULATIVE WEIGHT PERCENT TABLE

N02006

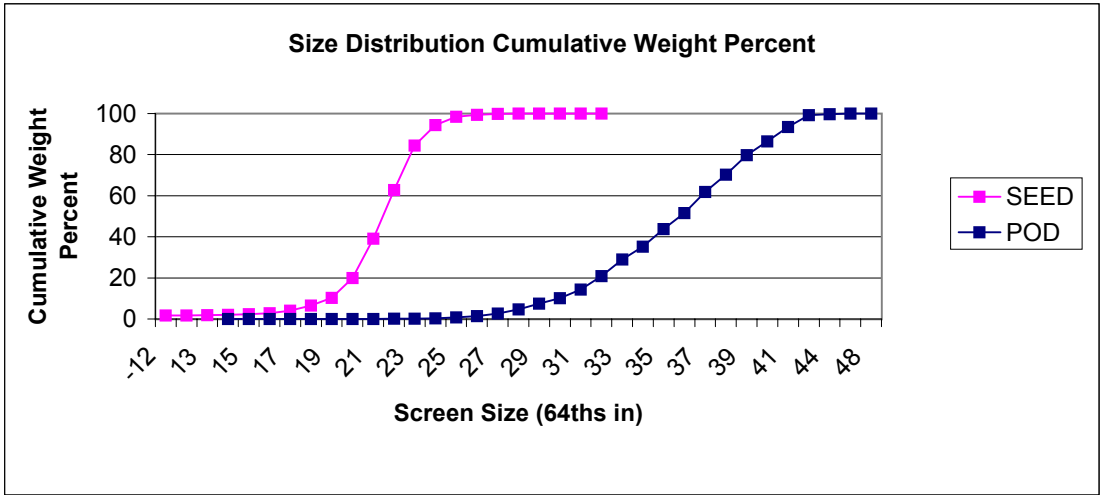
POD				SEED				
SCREEN SIZE	Weight	Wt %	Cum. Wt. %	SCREEN SIZE	Weight	Wt %	Wt % w/o SS	Cum. Wt %
				SS	494.1	9.60	---	---
				-12 & -20R	73.0	1.42	1.57	1.57
				12	2.8	0.05	0.06	1.63
				13	3.3	0.06	0.07	1.70
14	0.0	0.00	0.00	14	6.1	0.12	0.13	1.83
15	0.0	0.00	0.00	15	11.0	0.21	0.24	2.07
16	0.0	0.00	0.00	16	18.8	0.37	0.40	2.47
17	0.0	0.00	0.00	17	45.8	0.89	0.98	3.46
18	0.0	0.00	0.00	18	82.5	1.60	1.77	5.23
19	0.0	0.00	0.00	19	141.2	2.74	3.04	8.26
20	0.0	0.00	0.00	20	302.9	5.89	6.51	14.78
21	0.0	0.00	0.00	21	595.8	11.58	12.81	27.58
22	0.0	0.00	0.00	22	912.0	17.72	19.60	47.19
23	0.0	0.00	0.00	23	1073.1	20.85	23.07	70.25
24	0.0	0.00	0.00	24	735.1	14.28	15.80	86.05
25	1.6	0.10	0.10	25	437.4	8.50	9.40	95.45
26	2.6	0.16	0.25	26	127.9	2.49	2.75	98.20
27	3.9	0.23	0.49	27	64.1	1.25	1.38	99.58
28	4.5	0.27	0.76	28	16.4	0.32	0.35	99.93
29	13.0	0.78	1.54	29	3.1	0.06	0.07	100.00
30	29.0	1.75	3.29	30	0.0	0.00	0.00	100.00
31	61.8	3.72	7.01	31	0.0	0.00	0.00	100.00
32	111.6	6.72	13.73	32	0.0	0.00	0.00	100.00
33	116.7	7.03	20.75	Total	5146.4	100	100	
34	184.2	11.09	31.84	Hull wt	1694.8			
35	182.2	10.97	42.81	Wt w/o SS	4652.3			
36	168.5	10.14	52.95	Percent Hulls		24.77		
37	176.3	10.61	63.56	Percent Meats		75.23		
38	147.9	8.90	72.47			100		
39	171.9	10.35	82.81					
40	87.3	5.26	88.07					
41	132.8	7.99	96.06					
42	58.2	3.50	99.57					
44	7.2	0.43	100.00					
46	0.0	0.00	100.00					
48	0.0	0.00	100.00					
POD WT.	1661.2							



LOCATION 63 UPPT 2004 SIZE DISTRIBUTION CUMULATIVE WEIGHT PERCENT TABLE

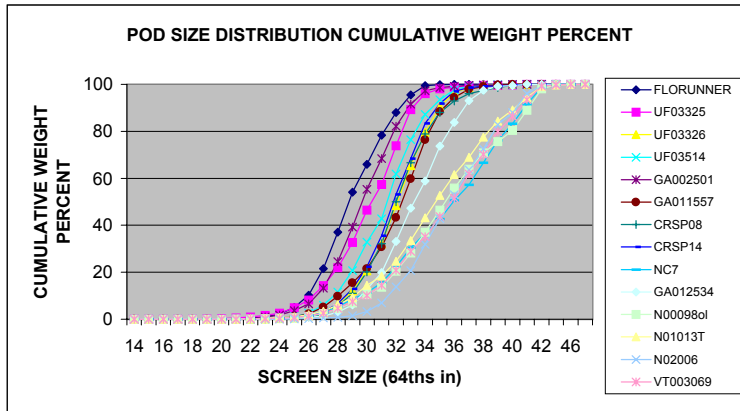
VT003069

POD				SEED				
SCREEN SIZE	Weight	Wt %	Cum. Wt. %	SCREEN SIZE	Weight	Wt %	Wt % w/o SS	Cum. Wt %
				SS	533.0	10.29	---	---
				-12 & -20R	80.1	1.55	1.72	1.72
				12	2.6	0.05	0.06	1.78
				13	3.7	0.07	0.08	1.86
14	0.0	0.00	0.00	14	6.0	0.12	0.13	1.99
15	0.0	0.00	0.00	15	17.2	0.33	0.37	2.36
16	0.0	0.00	0.00	16	20.5	0.40	0.44	2.80
17	0.0	0.00	0.00	17	59.9	1.16	1.29	4.09
18	0.0	0.00	0.00	18	113.6	2.19	2.44	6.53
19	0.0	0.00	0.00	19	173.7	3.35	3.74	10.27
20	0.0	0.00	0.00	20	446.8	8.63	9.62	19.89
21	0.5	0.03	0.03	21	890.6	17.19	19.17	39.05
22	1.9	0.11	0.14	22	1101.8	21.27	23.71	62.77
23	1.1	0.07	0.21	23	1005.2	19.41	21.63	84.40
24	3.0	0.18	0.38	24	462.5	8.93	9.95	94.35
25	7.8	0.46	0.85	25	187.1	3.61	4.03	98.38
26	9.1	0.54	1.38	26	49.3	0.95	1.06	99.44
27	21.2	1.25	2.64	27	20.1	0.39	0.43	99.87
28	33.2	1.96	4.60	28	5.9	0.11	0.13	100.00
29	48.5	2.87	7.47	29	0.0	0.00	0.00	100.00
30	44.4	2.63	10.10	30	0.0	0.00	0.00	100.00
31	72.7	4.30	14.40	31	0.0	0.00	0.00	100.00
32	109.5	6.48	20.88	32	0.0	0.00	0.00	100.00
33	136.5	8.07	28.95	Total	5179.6	100	100	
34	105.1	6.22	35.17	Hull wt	1504.4			
35	144.2	8.53	43.70	Wt w/o SS	4646.6			
36	132.7	7.85	51.55	Percent Hulls		22.51		
37	174.3	10.31	61.86	Percent Meats		77.49		
38	141.4	8.36	70.22			100		
39	161.9	9.58	79.80					
40	111.6	6.60	86.40					
41	118.6	7.02	93.42					
42	97.0	5.74	99.15					
44	9.1	0.54	99.69					
46	5.2	0.31	100.00					
48	0.0	0.00	100.00					
POD WT.	1690.5							



LOCATION 63 UPPT 2004 POD SIZE DISTRIBUTION CUMULATIVE WEIGHT PERCENT TABLE

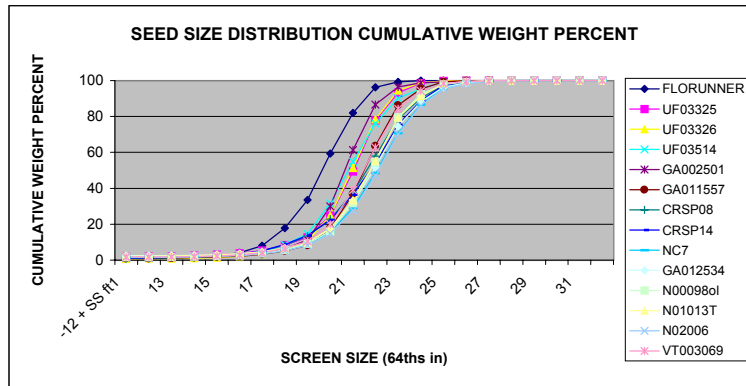
SCREEN SIZE	ENTRY NUMBER													
	FLORUNNER	UF03325	UF03326	UF03514	GA002501	GA011557	CRSP08	CRSP14	NC7	GA012534	N00098ol	N01013T	N02006	VT003069
14	0.00	0.00	0.00	0.00	0.00	0.00	0.00	0.00	0.00	0.00	0.00	0.00	0.00	0.00
15	0.00	0.00	0.00	0.00	0.00	0.00	0.00	0.00	0.00	0.00	0.00	0.00	0.00	0.00
16	0.00	0.00	0.00	0.00	0.00	0.00	0.00	0.00	0.00	0.00	0.00	0.00	0.00	0.00
17	0.00	0.01	0.00	0.00	0.00	0.00	0.00	0.00	0.00	0.00	0.00	0.00	0.00	0.00
18	0.01	0.07	0.00	0.00	0.00	0.00	0.00	0.00	0.00	0.00	0.00	0.00	0.00	0.00
19	0.03	0.11	0.00	0.00	0.00	0.00	0.00	0.00	0.00	0.00	0.00	0.00	0.00	0.00
20	0.05	0.25	0.00	0.00	0.02	0.00	0.00	0.00	0.02	0.00	0.00	0.00	0.00	0.00
21	0.07	0.50	0.00	0.01	0.09	0.02	0.03	0.00	0.05	0.03	0.09	0.05	0.00	0.03
22	0.42	0.95	0.04	0.05	0.33	0.09	0.04	0.10	0.16	0.05	0.14	0.18	0.00	0.14
23	1.02	1.60	0.10	0.17	0.99	0.27	0.12	0.19	0.31	0.08	0.25	0.40	0.00	0.21
24	2.15	2.56	0.33	0.58	1.79	0.51	0.28	0.43	0.45	0.15	0.54	0.63	0.00	0.38
25	5.01	4.92	0.57	1.06	3.62	1.12	0.56	0.95	0.88	0.25	0.62	1.05	0.10	0.85
26	10.17	8.17	1.26	2.56	6.51	2.29	0.90	1.48	1.45	0.79	1.29	1.94	0.25	1.38
27	21.54	14.32	2.92	6.05	13.15	5.19	2.08	2.96	2.69	1.31	2.48	3.46	0.49	2.64
28	37.01	21.93	6.20	11.57	24.52	9.76	5.54	6.71	5.31	2.95	4.45	6.09	0.76	4.60
29	54.09	32.75	12.17	20.76	39.17	15.56	11.10	12.92	8.54	6.19	6.97	9.32	1.54	7.47
30	65.91	46.44	20.55	32.81	55.27	21.58	20.13	22.40	11.29	12.74	10.46	14.42	3.29	10.10
31	78.29	57.32	32.03	42.82	68.44	30.83	32.14	35.59	15.59	19.87	13.64	18.39	7.01	14.40
32	87.99	73.80	48.43	61.91	82.19	43.37	49.93	53.08	22.40	33.07	20.44	24.71	13.73	20.88
33	95.53	89.28	65.38	76.42	91.57	59.85	66.56	68.41	30.33	47.33	28.14	33.52	20.75	28.95
34	99.41	96.07	79.55	87.14	97.32	76.38	78.95	83.34	36.58	58.91	37.03	43.24	31.84	35.17
35	99.86	98.14	90.47	93.47	98.59	88.39	87.95	91.80	42.69	73.72	46.47	52.72	42.81	43.70
36	100.00	98.80	96.52	97.66	99.15	94.43	92.85	97.05	50.55	83.74	55.79	61.62	52.95	51.55
37	100.00	99.38	98.64	99.25	99.56	97.92	96.06	98.62	57.17	93.03	63.86	68.88	63.56	61.86
38	100.00	99.60	99.80	99.47	99.67	99.05	97.43	99.22	66.61	97.43	70.84	77.53	72.47	70.22
39	100.00	99.60	99.80	99.85	99.67	99.76	98.63	99.36	76.11	99.17	75.63	84.37	82.81	79.80
40	100.00	99.67	100.00	99.85	100.00	100.00	99.54	99.70	83.21	99.50	80.36	89.13	88.07	86.40
41	100.00	100.00	100.00	100.00	100.00	100.00	100.00	100.00	91.49	100.00	88.99	94.43	96.06	93.42
42	100.00	100.00	100.00	100.00	100.00	100.00	100.00	100.00	98.72	100.00	98.06	99.08	99.57	99.15
44	100.00	100.00	100.00	100.00	100.00	100.00	100.00	100.00	100.00	100.00	99.89	99.78	100.00	99.69
46	100.00	100.00	100.00	100.00	100.00	100.00	100.00	100.00	100.00	100.00	100.00	100.00	100.00	100.00
48	100.00	100.00	100.00	100.00	100.00	100.00	100.00	100.00	100.00	100.00	100.00	100.00	100.00	100.00



LOCATION 63 UPPT 2004 SEED SIZE DISTRIBUTION CUMULATIVE WEIGHT PERCENT TABLE

SCREEN SIZE	ENTRY NUMBER													
	FLORUNNER	UF03325	UF03326	UF03514	GA002501	GA011557	CRSP08	CRSP14	NC7	GA012534	N00098ol	N01013T	N02006	VT003069
-12 + SS ft1	1.08	1.81	0.78	1.35	1.43	0.88	0.96	1.21	1.81	2.43	1.52	2.12	1.57	1.72
12	1.19	1.94	0.83	1.45	1.51	0.97	1.11	1.33	1.87	2.46	1.60	2.18	1.63	1.78
13	1.35	2.19	0.95	1.62	1.62	1.12	1.27	1.56	2.01	2.54	1.72	2.29	1.70	1.86
14	1.64	2.57	1.08	1.88	1.81	1.38	1.63	1.86	2.17	2.73	1.90	2.58	1.83	1.99
15	2.48	3.04	1.46	2.38	2.05	1.79	2.14	2.42	2.54	3.05	2.26	2.98	2.07	2.36
16	4.06	3.73	2.07	3.06	2.48	2.20	2.93	3.39	3.01	3.64	2.72	3.52	2.47	2.80
17	8.00	5.33	3.47	4.51	3.51	3.27	5.00	5.15	3.85	4.57	3.83	4.56	3.46	4.09
18	17.82	8.32	5.82	8.54	6.18	5.15	8.33	8.78	5.59	6.57	5.69	6.60	5.23	6.53
19	33.57	12.57	10.71	14.55	11.24	8.24	13.40	13.73	8.76	9.55	9.08	9.80	8.26	10.27
20	59.41	24.82	24.84	31.56	30.03	17.56	22.81	22.27	15.77	17.26	16.05	17.62	14.78	19.89
21	82.07	49.32	51.42	54.86	61.37	36.92	37.68	36.47	28.99	31.93	31.78	33.27	27.58	39.05
22	96.18	77.89	78.48	76.13	86.67	63.69	57.89	53.97	48.44	51.73	54.61	55.27	47.19	62.77
23	99.27	93.19	94.40	90.12	96.39	86.26	78.57	75.34	70.83	74.45	79.44	79.27	70.25	84.40
24	99.94	98.60	98.68	95.45	98.76	95.32	90.33	88.72	86.64	88.24	92.42	91.22	86.05	94.35
25	100.00	99.90	99.90	98.99	99.37	99.24	97.25	97.25	95.72	96.26	97.88	98.14	95.45	98.38
26	100.00	100.00	100.00	99.60	99.75	99.91	99.00	99.23	98.96	98.81	99.35	99.53	98.20	99.44
27	100.00	100.00	100.00	99.89	99.98	99.98	99.70	99.85	99.86	99.80	99.84	99.93	99.58	99.87
28	100.00	100.00	100.00	100.00	100.00	100.00	100.00	100.00	100.00	100.00	100.00	100.00	99.93	100.00
29	100.00	100.00	100.00	100.00	100.00	100.00	100.00	100.00	100.00	100.00	100.00	100.00	100.00	100.00
30	100.00	100.00	100.00	100.00	100.00	100.00	100.00	100.00	100.00	100.00	100.00	100.00	100.00	100.00
31	100.00	100.00	100.00	100.00	100.00	100.00	100.00	100.00	100.00	100.00	100.00	100.00	100.00	100.00
32	100.00	100.00	100.00	100.00	100.00	100.00	100.00	100.00	100.00	100.00	100.00	100.00	100.00	100.00

1 SS ft IS -17R, -20R, OR -16R FOR RUNNER, VIRGINIA OR SPANISH MARKET TYPES, RESPECTIVELY



LOCATION 63 UPPT 2004 SEED COUNT/POUND TABLE

FLORUNNER

Weight of 100 seed

	Wt (g)	Wt of 1 seed	Count/lb
Jumbo	69.4	0.694	654
Medium	54.8	0.548	828
Number 1	36.9	0.369	1229
Splits	28.3	0.283	1603

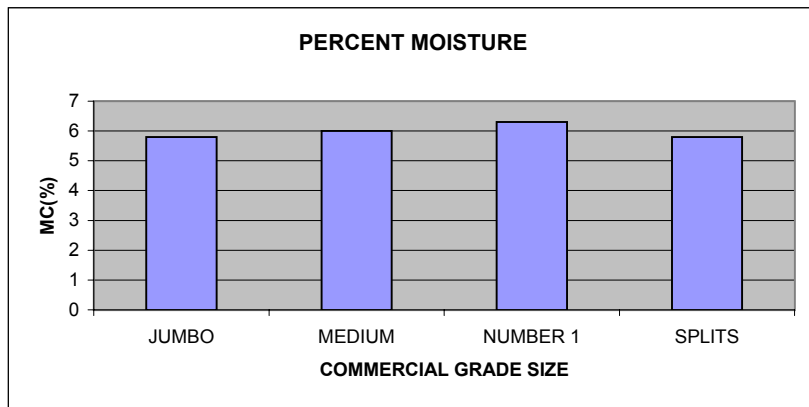
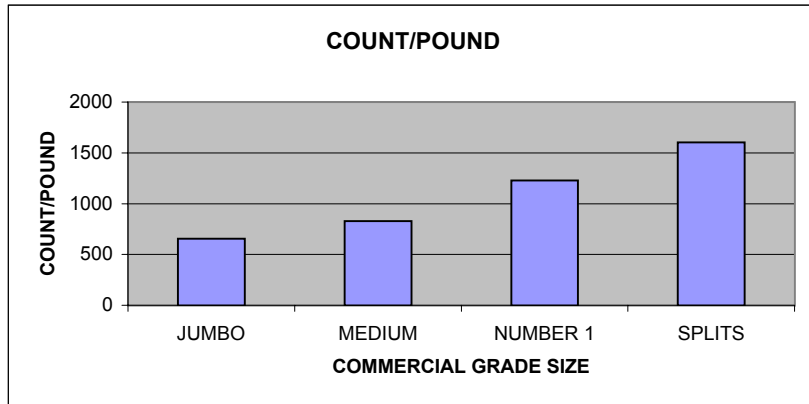
LOCATION 63 SEED MOISTURE CONTENT TABLE

FLORUNNER

GAC 2000 Percent Moisture & Density

	MC*	kg/hl
Jumbo	5.8	61.9
Medium	6.0	62.4
Number 1	6.3	63.1
Splits	5.8	57.9

* NA INDICATES THAT THERE WAS NOT ENOUGH MATERIAL FOR THE GAC 2000 TO READ



LOCATION 63 UPPT 2004 SEED COUNT/POUND TABLE

UF03325

Weight of 100 seed

	Wt (g)	Wt of 1 seed	Count/lb
Jumbo	77.7	0.777	584
Medium	60.8	0.608	746
Number 1	38.3	0.383	1184
Splits	29.9	0.299	1517

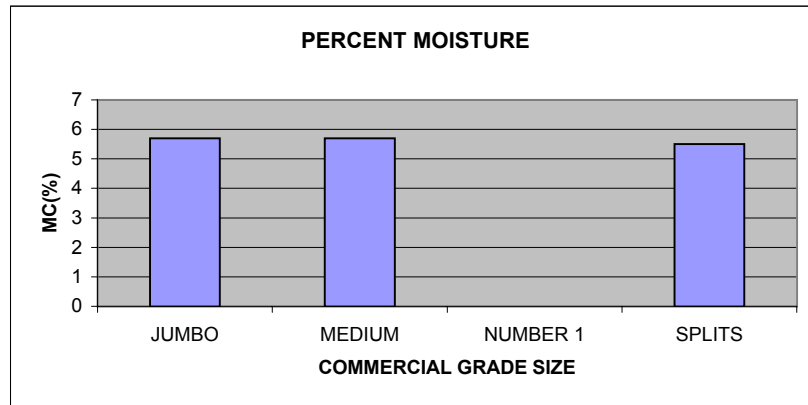
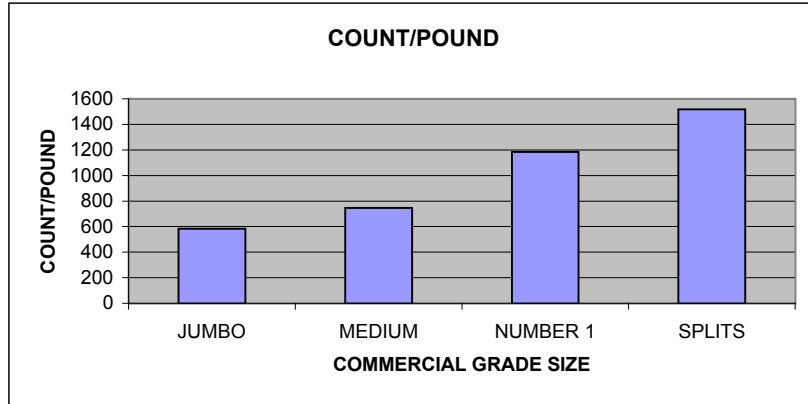
LOCATION 63 SEED MOISTURE CONTENT TABLE

UF03325

GAC 2000 Percent Moisture & Density

	MC*	kg/hl
Jumbo	5.7	57.8
Medium	5.7	60.2
Number 1	NA	NA
Splits	5.5	55.9

* NA INDICATES THAT THERE WAS NOT ENOUGH MATERIAL FOR THE GAC 2000 TO READ



LOCATION 63 UPPT 2004 SEED COUNT/POUND TABLE

UF03326

Weight of 100 seed

	Wt (g)	Wt of 1 seed	Count/lb
Jumbo	86.1	0.861	527
Medium	64.3	0.643	705
Number 1	42.3	0.423	1072
Splits	32.3	0.323	1404

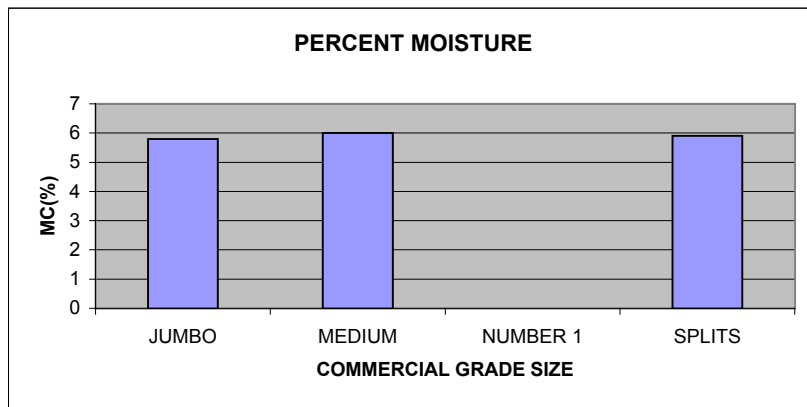
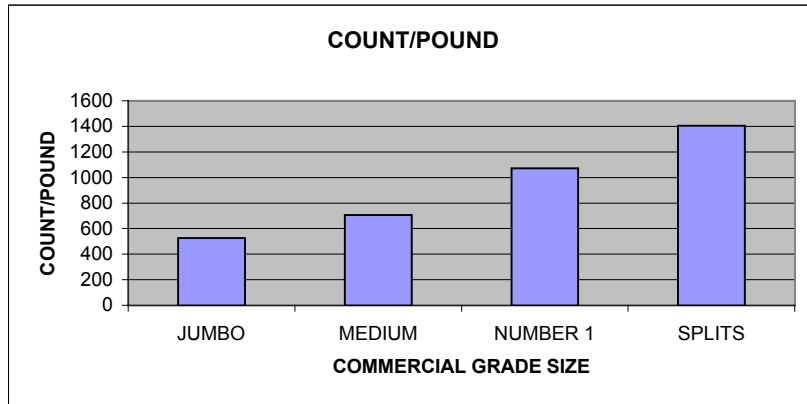
LOCATION 63 SEED MOISTURE CONTENT TABLE

UF03326

GAC 2000 Percent Moisture & Density

	MC*	kg/hl
Jumbo	5.8	59.6
Medium	6.0	61.7
Number 1	NA	NA
Splits	5.9	57.7

* NA INDICATES THAT THERE WAS NOT ENOUGH MATERIAL FOR THE GAC 2000 TO READ



LOCATION 63 UPPT 2004 SEED COUNT/POUND TABLE

UF03514

Weight of 100 seed

	Wt (g)	Wt of 1 seed	Count/lb
Jumbo	70.3	0.703	645
Medium	52.6	0.526	862
Number 1	36.6	0.366	1239
Splits	29.2	0.292	1553

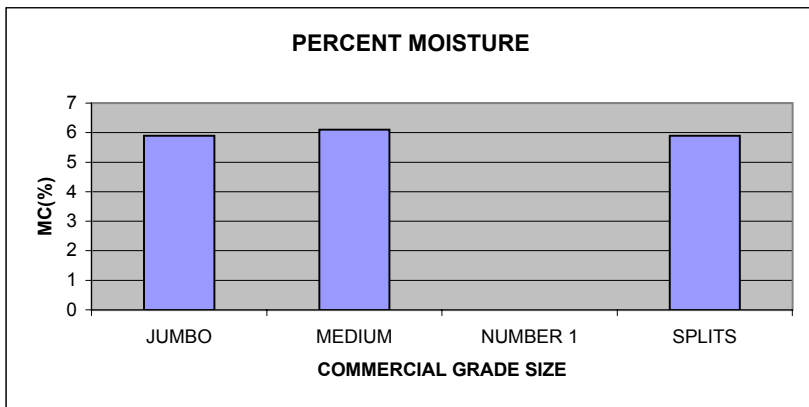
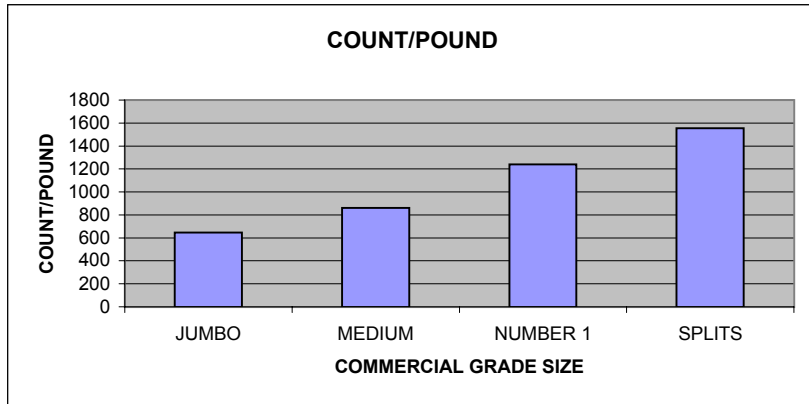
LOCATION 63 SEED MOISTURE CONTENT TABLE

UF03514

GAC 2000 Percent Moisture & Density

	MC*	kg/hl
Jumbo	5.9	58.4
Medium	6.1	61.0
Number 1	NA	NA
Splits	5.9	55.4

* NA INDICATES THAT THERE WAS NOT ENOUGH MATERIAL FOR THE GAC 2000 TO READ



LOCATION 63 UPPT 2004 SEED COUNT/POUND TABLE

GA002501

Weight of 100 seed

	Wt (g)	Wt of 1 seed	Count/lb
Jumbo	73.0	0.730	621
Medium	59.6	0.596	761
Number 1	34.0	0.340	1334
Splits	26.3	0.263	1725

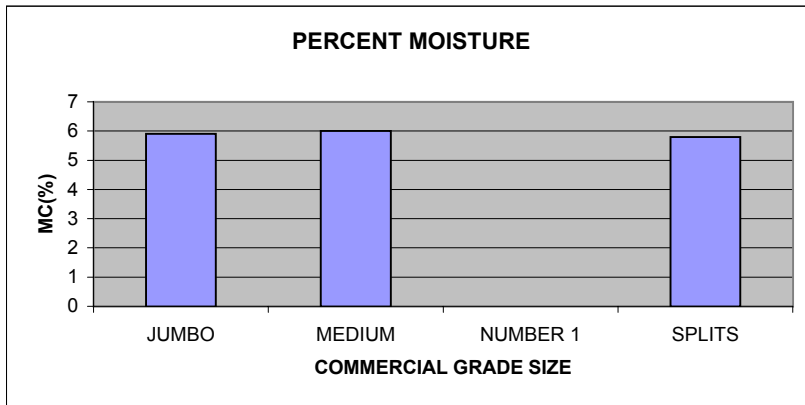
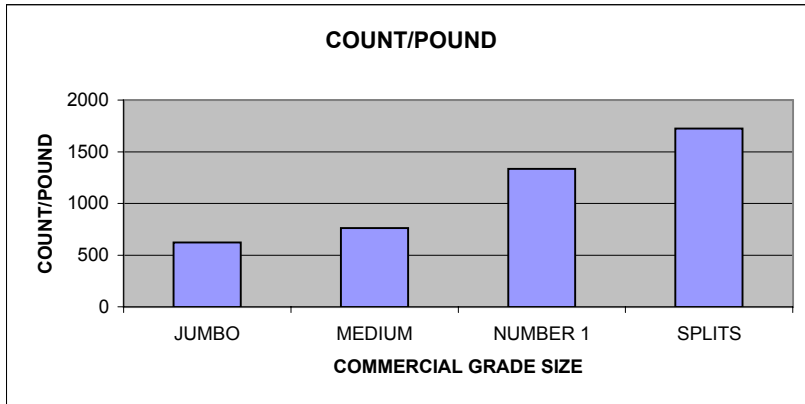
LOCATION 63 SEED MOISTURE CONTENT TABLE

GA002501

GAC 2000 Percent Moisture & Density

	MC*	kg/hl
Jumbo	5.9	59.1
Medium	6.0	60.5
Number 1	NA	NA
Splits	5.8	56.9

* NA INDICATES THAT THERE WAS NOT ENOUGH MATERIAL FOR THE GAC 2000 TO READ



LOCATION 63 UPPT 2004 SEED COUNT/POUND TABLE

GA011557

Weight of 100 seed

	Wt (g)	Wt of 1 seed	Count/lb
Jumbo	77.3	0.773	587
Medium	56.3	0.563	806
Number 1	37.2	0.372	1219
Splits	31.3	0.313	1449

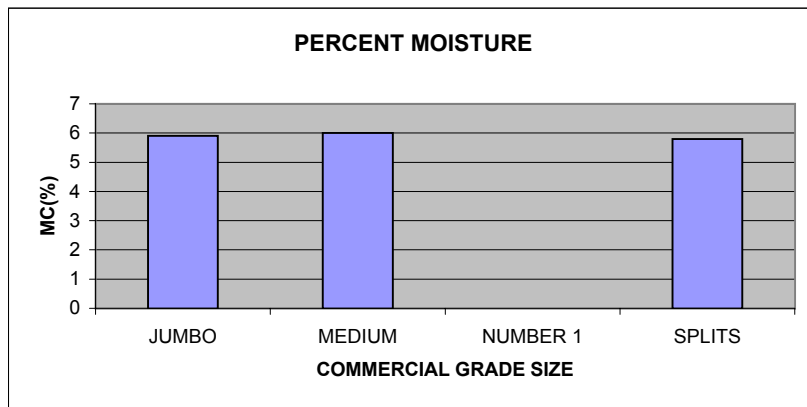
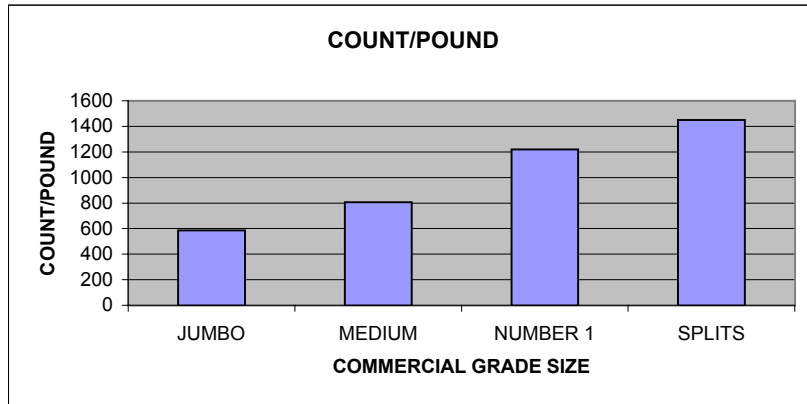
LOCATION 63 SEED MOISTURE CONTENT TABLE

GA011557

GAC 2000 Percent Moisture & Density

	MC*	kg/hl
Jumbo	5.9	59.7
Medium	6.0	61.8
Number 1	NA	NA
Splits	5.8	56.7

* NA INDICATES THAT THERE WAS NOT ENOUGH MATERIAL FOR THE GAC 2000 TO READ



LOCATION 63 UPPT 2004 SEED COUNT/POUND TABLE

CRSP08

Weight of 100 seed

	Wt (g)	Wt of 1 seed	Count/lb
Jumbo	78.7	0.787	576
Medium	56.2	0.562	807
Number 1	38.6	0.386	1175
Splits	32.4	0.324	1400

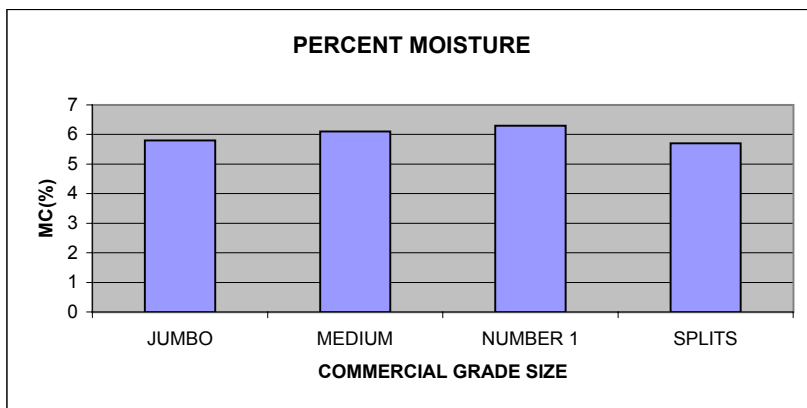
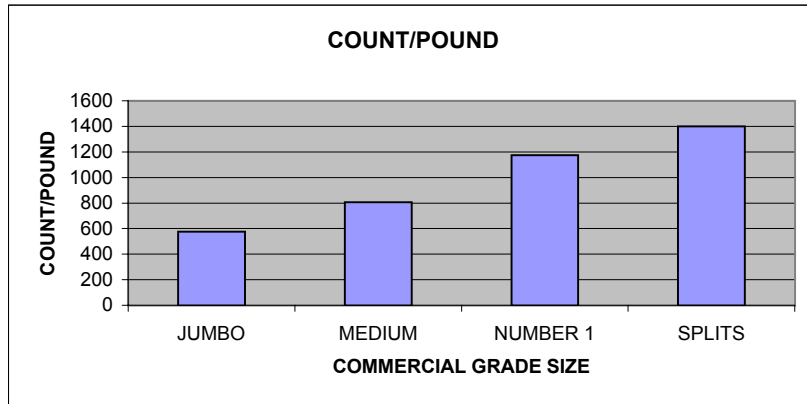
LOCATION 63 SEED MOISTURE CONTENT TABLE

CRSP08

GAC 2000 Percent Moisture & Density

	MC*	kg/hl
Jumbo	5.8	60.0
Medium	6.1	60.8
Number 1	6.3	NA
Splits	5.7	55.6

* NA INDICATES THAT THERE WAS NOT ENOUGH MATERIAL FOR THE GAC 2000 TO READ



LOCATION 63 UPPT 2004 SEED COUNT/POUND TABLE

CRSP14

Weight of 100 seed

	Wt (g)	Wt of 1 seed	Count/lb
Jumbo	77.5	0.775	585
Medium	54.1	0.541	838
Number 1	38.0	0.380	1194
Splits	31.6	0.316	1435

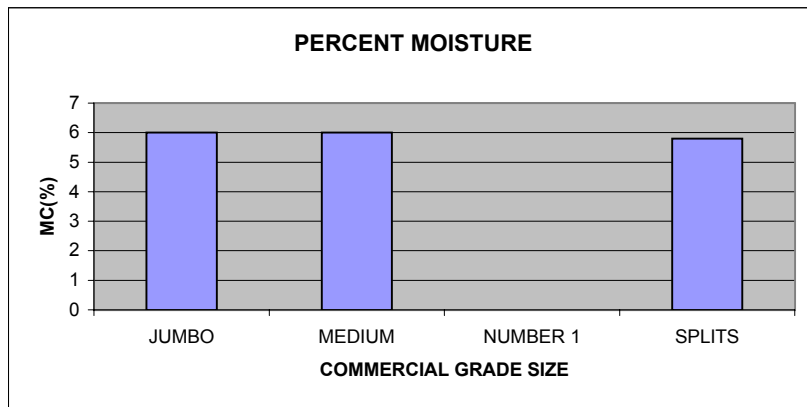
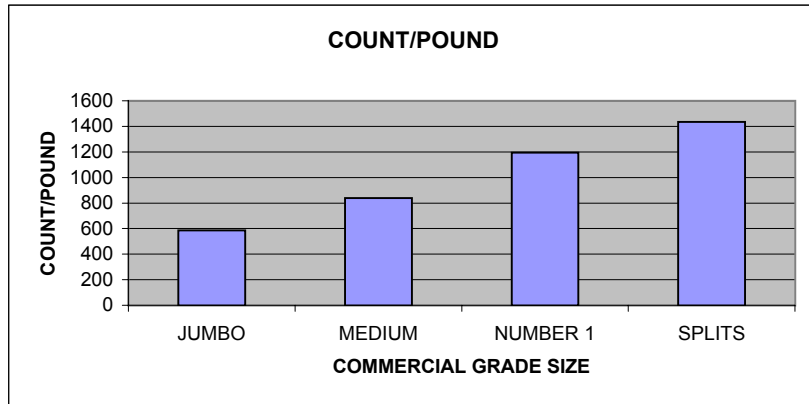
LOCATION 63 SEED MOISTURE CONTENT TABLE

CRSP14

GAC 2000 Percent Moisture & Density

	MC*	kg/hl
Jumbo	6.0	58.1
Medium	6.0	60.9
Number 1	NA	NA
Splits	5.8	56.1

* NA INDICATES THAT THERE WAS NOT ENOUGH MATERIAL FOR THE GAC 2000 TO READ



LOCATION 63 UPPT 2004 SEED COUNT/POUND TABLE

NC7

Weight of 100 seed

	Wt (g)	Wt of 1 seed	Count/lb
ELK	96.6	0.966	470
Medium	59.3	0.593	765
Number 1	38.2	0.382	1187
Splits	41.4	0.414	1096

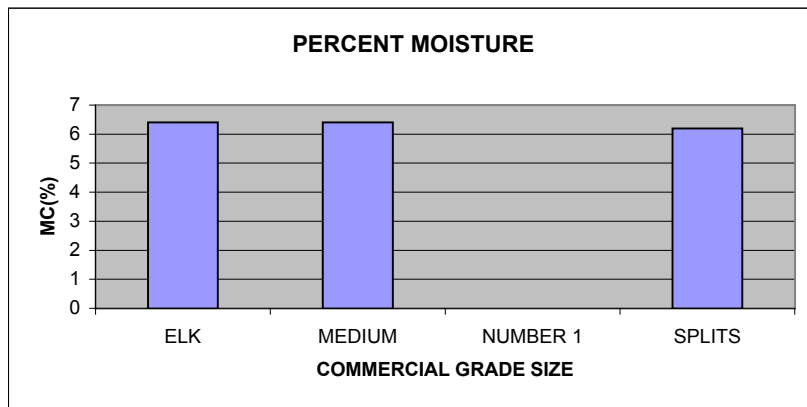
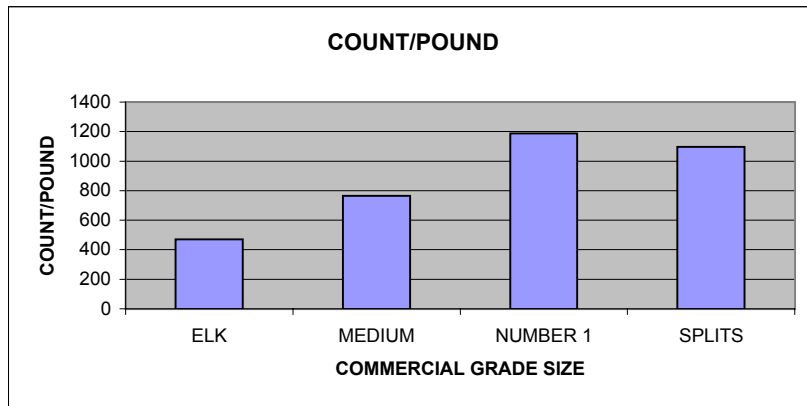
LOCATION 63 SEED MOISTURE CONTENT TABLE

NC7

GAC 2000 Percent Moisture & Density

	MC*	kg/hl
ELK	6.4	57.7
Medium	6.4	59.6
Number 1	NA	NA
Splits	6.2	55.9

* NA INDICATES THAT THERE WAS NOT ENOUGH MATERIAL FOR THE GAC 2000 TO READ



LOCATION 63 UPPT 2004 SEED COUNT/POUND TABLE

GA012534

Weight of 100 seed

	Wt (g)	Wt of 1 seed	Count/lb
ELK	80.3	0.803	565
Medium	51.4	0.514	882
Number 1	36.3	0.363	1250
Splits	35.9	0.359	1264

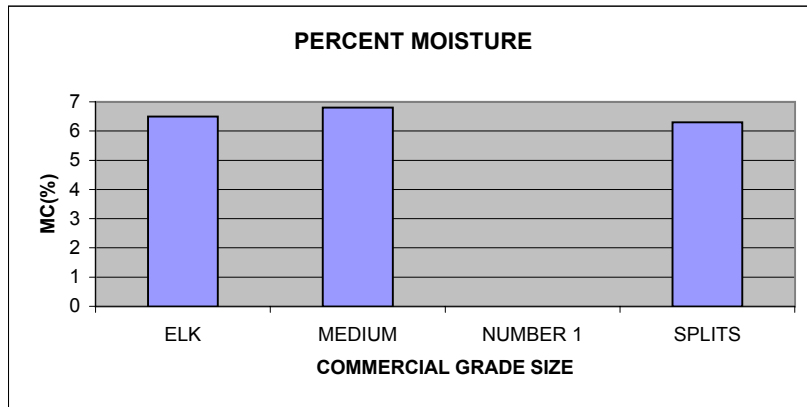
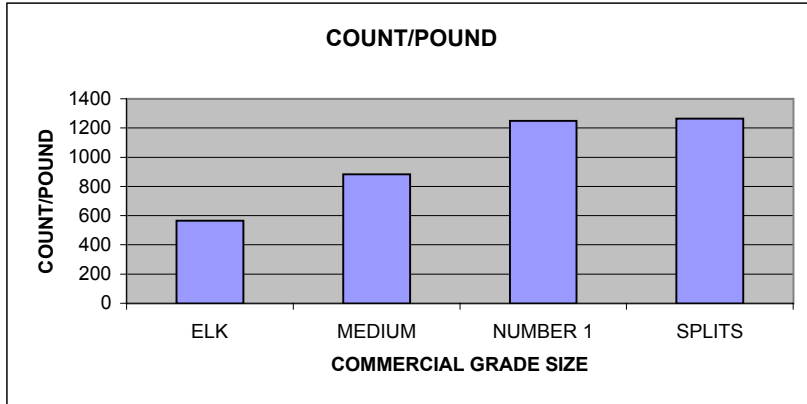
LOCATION 63 SEED MOISTURE CONTENT TABLE

GA012534

GAC 2000 Percent Moisture & Density

	MC*	kg/hl
ELK	6.5	59.7
Medium	6.8	60.0
Number 1	NA	NA
Splits	6.3	56.2

* NA INDICATES THAT THERE WAS NOT ENOUGH MATERIAL FOR THE GAC 2000 TO READ



LOCATION 63 UPPT 2004 SEED COUNT/POUND TABLE

N00098ol

Weight of 100 seed

	Wt (g)	Wt of 1 seed	Count/lb
ELK	96.3	0.963	471
Medium	60.3	0.603	752
Number 1	41.0	0.410	1106
Splits	42.3	0.423	1072

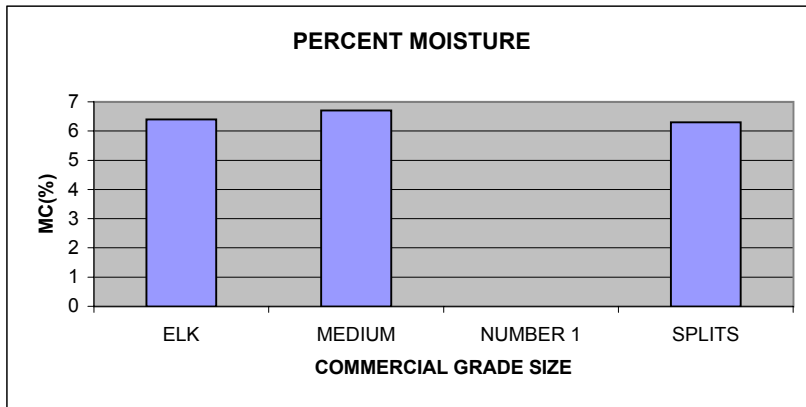
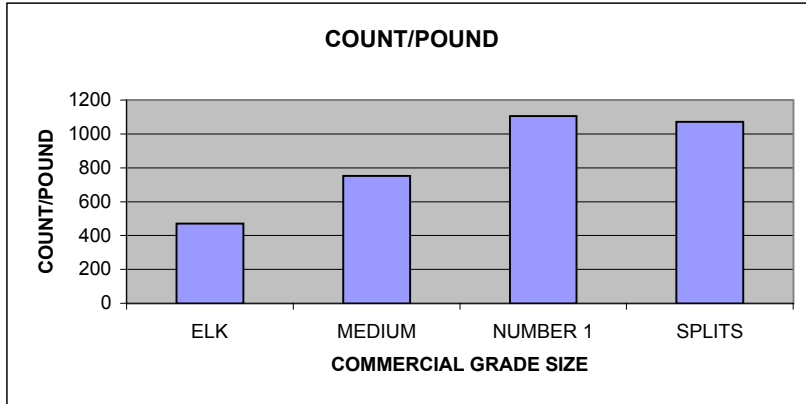
LOCATION 63 SEED MOISTURE CONTENT TABLE

N00098ol

GAC 2000 Percent Moisture & Density

	MC*	kg/hl
ELK	6.4	59.7
Medium	6.7	60.7
Number 1	NA	NA
Splits	6.3	55.0

* NA INDICATES THAT THERE WAS NOT ENOUGH MATERIAL FOR THE GAC 2000 TO READ



LOCATION 63 UPPT 2004 SEED COUNT/POUND TABLE

N01013T

Weight of 100 seed

	Wt (g)	Wt of 1 seed	Count/lb
ELK	90.5	0.905	501
Medium	57.2	0.572	793
Number 1	39.6	0.396	1145
Splits	40.0	0.400	1134

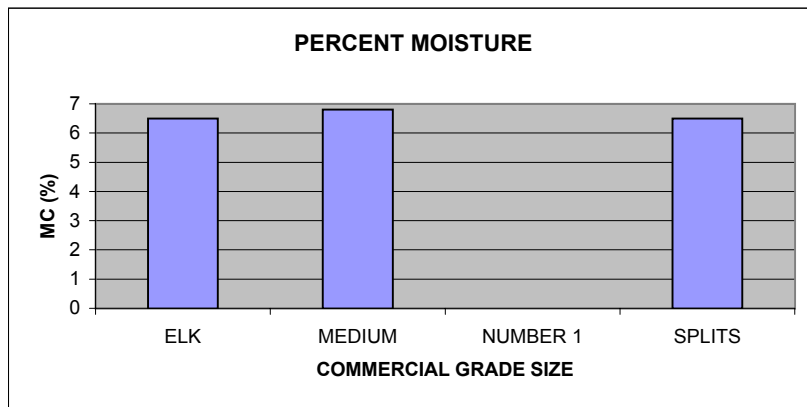
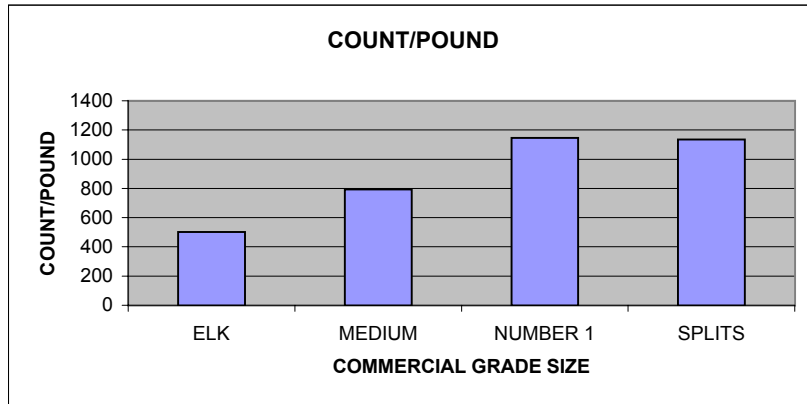
LOCATION 63 SEED MOISTURE CONTENT TABLE

N01013T

GAC 2000 Percent Moisture & Density

	MC*	kg/hl
ELK	6.5	60.1
Medium	6.8	62.2
Number 1	NA	NA
Splits	6.5	56.7

* NA INDICATES THAT THERE WAS NOT ENOUGH MATERIAL FOR THE GAC 2000 TO READ



LOCATION 63 UPPT 2004 SEED COUNT/POUND TABLE

N02006

Weight of 100 seed

	Wt (g)	Wt of 1 seed	Count/lb
ELK	92.9	0.929	488
Medium	59.0	0.590	769
Number 1	43.8	0.438	1036
Splits	43.2	0.432	1050

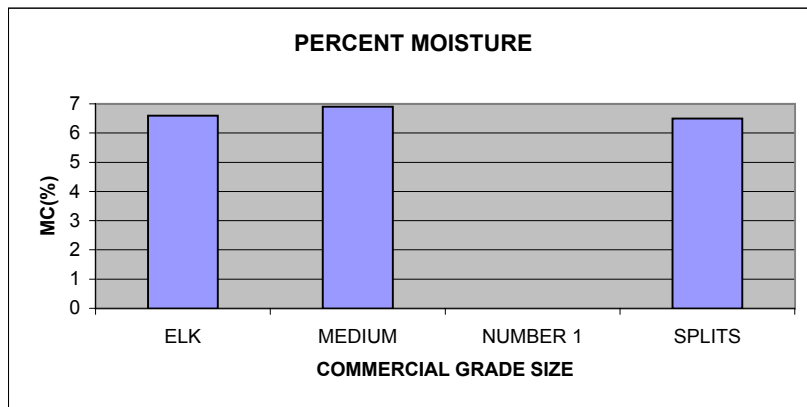
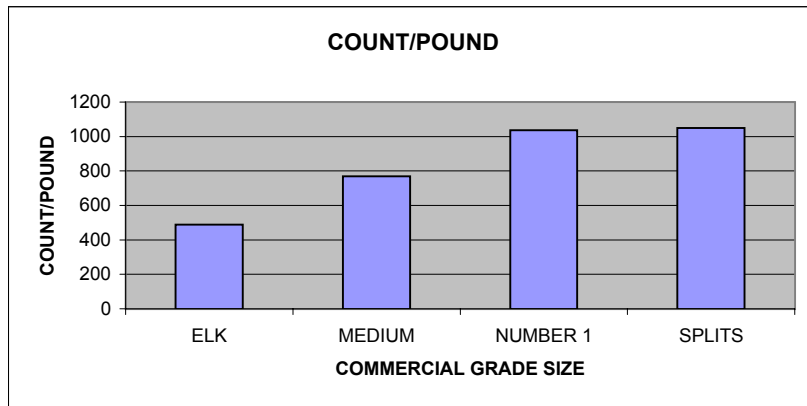
LOCATION 63 SEED MOISTURE CONTENT TABLE

N02006

GAC 2000 Percent Moisture & Density

	MC*	kg/hl
ELK	6.6	58.8
Medium	6.9	59.8
Number 1	NA	NA
Splits	6.5	55.1

* NA INDICATES THAT THERE WAS NOT ENOUGH MATERIAL FOR THE GAC 2000 TO READ



LOCATION 63 UPPT 2004 SEED COUNT/POUND TABLE

VT003069

Weight of 100 seed

	Wt (g)	Wt of 1 seed	Count/lb
ELK	98.0	0.980	463
Medium	60.8	0.608	746
Number 1	43.2	0.432	1050
Splits	42.0	0.420	1080

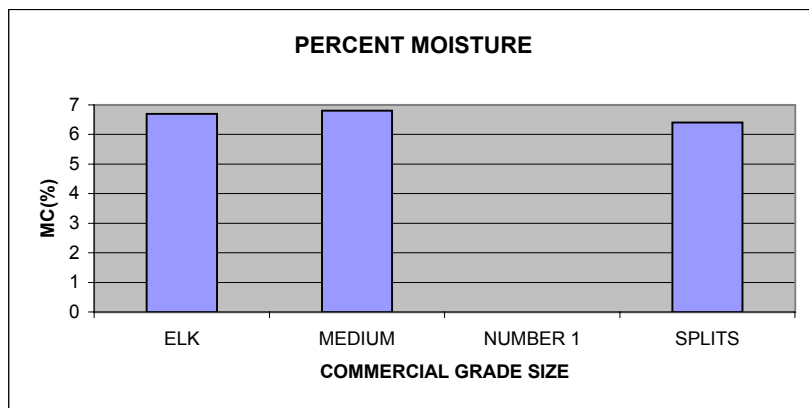
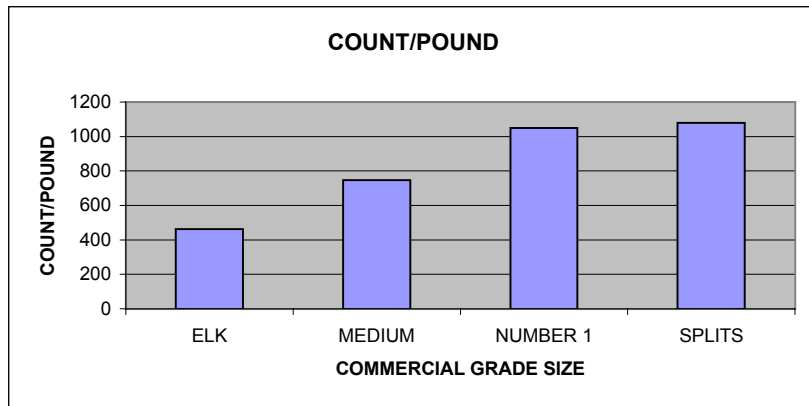
LOCATION 63 SEED MOISTURE CONTENT TABLE

VT003069

GAC 2000 Percent Moisture & Density

	MC*	kg/hl
ELK	6.7	57.5
Medium	6.8	59.2
Number 1	NA	NA
Splits	6.4	53.7

* NA INDICATES THAT THERE WAS NOT ENOUGH MATERIAL FOR THE GAC 2000 TO READ



LOCATION 63 UPPT 2004 SHELLING DATA

VARIETY: FLORUNNER DATE: JAN. 19, 2005

STAGE	GRATE		WEIGHT	TIME
1st	26	initial	6577.6	247 sec.
		grams shelled / min	999.7	
2nd	23	unshelled	2462.0	247 sec.
		grams shelled / min	553.5	
3rd	20	unshelled	183.3	26 sec.
		grams shelled / min	397.2	
4th	17	unshelled	11.2	3 sec.
		grams shelled / min	224.0	
5th		unshelled		
		grams shelled / min		
6th		unshelled		
		grams shelled / min		
Final grams unshelled			0.0	
Total grams shelled			6577.6	8.72 min.
Total grams shelled / min			754.6	
HULLS			1424.0	

VARIETY: UF03325 DATE: JAN. 19, 2005

STAGE	GRATE		WEIGHT	TIME
1st	28	initial	6711.7	187 sec.
		grams shelled / min	1341.9	
2nd	25	unshelled	2529.6	148 sec.
		grams shelled / min	736.2	
3rd	22	unshelled	713.7	113 sec.
		grams shelled / min	329.0	
4th	19	unshelled	94.0	23 sec.
		grams shelled / min	232.4	
5th	16	unshelled	4.9	2 sec.
		grams shelled / min	147.0	
6th		unshelled		
		grams shelled / min		
Final grams unshelled			0.0	
Total grams shelled			6711.7	7.88 min.
Total grams shelled / min			851.4	
HULLS			1385.4	

VARIETY: UF03326 DATE: JAN. 19, 2005

STAGE	GRATE		WEIGHT	TIME
1st	29	initial	6690.3	192 sec.
		grams shelled / min	1716.5	
2nd	26	unshelled	1197.5	89 sec.
		grams shelled / min	535.1	
3rd	23	unshelled	403.8	64 sec.
		grams shelled / min	369.8	
4th	20	unshelled	9.4	3 sec.
		grams shelled / min	188.0	
5th		unshelled		
		grams shelled / min		
6th		unshelled		
		grams shelled / min		
Final grams unshelled			0.0	
Total grams shelled			6690.3	5.80 min.
Total grams shelled / min			1153.5	
HULLS			1511.8	

VARIETY: UF03514 DATE: JAN. 19, 2005

STAGE	GRATE		WEIGHT	TIME
1st	30	initial	6800.9	159 sec.
		grams shelled / min	1754.2	
2nd	27	unshelled	2152.4	115 sec.
		grams shelled / min	785.3	
3rd	24	unshelled	647.2	84 sec.
		grams shelled / min	396.0	
4th	21	unshelled	92.8	19 sec.
		grams shelled / min	293.1	
5th	18	unshelled	6.1	3 sec.
		grams shelled / min	122.0	
6th		unshelled		
		grams shelled / min		
Final grams unshelled			0.0	
Total grams shelled			6800.9	6.33 min.
Total grams shelled / min			1073.8	
HULLS			1484.9	

VARIETY: GA002501 DATE: JAN.20, 2005

STAGE	GRATE		WEIGHT	TIME
1st	30	initial	6592.2	132 sec.
		grams shelled / min	1389.6	
2nd	27	unshelled	3535.1	152 sec.
		grams shelled / min	879.1	
3rd	24	unshelled	1308.0	134 sec.
		grams shelled / min	462.4	
4th	21	unshelled	275.4	46 sec.
		grams shelled / min	336.5	
5th	18	unshelled	17.4	5 sec.
		grams shelled / min	208.8	
6th		unshelled		
		grams shelled / min		
Final grams unshelled			0.0	
Total grams shelled			6592.2	7.82 min.
Total grams shelled / min			843.4	
HULLS			1365.4	

VARIETY: GA011557 DATE: JAN.20, 2005

STAGE	GRATE		WEIGHT	TIME
1st	29	initial	6658.0	150 sec.
		grams shelled / min	2267.1	
2nd	26	unshelled	990.2	75 sec.
		grams shelled / min	591.0	
3rd	23	unshelled	251.4	39 sec.
		grams shelled / min	364.2	
4th	20	unshelled	14.7	4 sec.
		grams shelled / min	220.5	
5th		unshelled		
		grams shelled / min		
6th		unshelled		
		grams shelled / min		
Final grams unshelled			0.0	
Total grams shelled			6658.0	4.47 min.
Total grams shelled / min			1490.6	
HULLS			1331.1	

LOCATION 63 UPPT 2004 SHELLING DATA

VARIETY: CRSP08 DATE: JAN.20, 2005

VARIETY: CRSP14 DATE: JAN.20, 2005

STAGE	GRATE		WEIGHT	TIME
1st	29	initial	6718.6	203 sec.
		grams shelled / min	1679.5	
2nd	26	unshelled	1036.2	131 sec.
		grams shelled / min	411.0	
3rd	23	unshelled	138.8	20 sec.
		grams shelled / min	391.2	
4th	20	unshelled	8.4	4 sec.
		grams shelled / min	126.0	
5th		unshelled		
		grams shelled / min		
6th		unshelled		
		grams shelled / min		
		Final grams unshelled	0.0	
		Total grams shelled	6718.6	5.97 min.
		Total grams shelled / min	1126.0	
		HULLS	1532.9	

GRATE		WEIGHT	TIME	
29	initial	6602.9	201 sec.	
	grams shelled / min	1665.9		
26	unshelled	1022.2	118 sec.	
	grams shelled / min	391.7		
23	unshelled	251.9	55 sec.	
	grams shelled / min	252.5		
20	unshelled	20.4	8 sec.	
	grams shelled / min	153.0		
		Final grams unshelled	0.0	
		Total grams shelled	6602.9	6.37 min.
		Total grams shelled / min	1037.1	
		HULLS	1490.4	

VARIETY: NC7 DATE: JAN.20, 2005

VARIETY: GA012534 DATE: JAN.20, 2005

STAGE	GRATE		WEIGHT	TIME
1st	29	initial	6726.3	187 sec.
		grams shelled / min	1990.7	
2nd	26	unshelled	521.9	64 sec.
		grams shelled / min	369.8	
3rd	23	unshelled	127.4	19 sec.
		grams shelled / min	367.6	
4th	20	unshelled	11.0	4 sec.
		grams shelled / min	165.0	
5th		unshelled		
		grams shelled / min		
6th		unshelled		
		grams shelled / min		
		Final grams unshelled	0.0	
		Total grams shelled	6726.3	4.57 min.
		Total grams shelled / min	1472.9	
		HULLS	1627.1	

GRATE		WEIGHT	TIME	
30	initial	6566.4	189 sec.	
	grams shelled / min	1647.8		
27	unshelled	1375.9	100 sec.	
	grams shelled / min	608.3		
24	unshelled	362.1	53 sec.	
	grams shelled / min	373.6		
21	unshelled	32.1	7 sec.	
	grams shelled / min	258.9		
		Final grams unshelled	1.9	
		Total grams shelled	6566.4	5.82 min.
		Total grams shelled / min	1128.9	
		HULLS	1460.0	

VARIETY: N000980l DATE: JAN.20, 2005

VARIETY: N01013T DATE: JAN.20, 2005

STAGE	GRATE		WEIGHT	TIME
1st	30	initial	6708.9	222 sec.
		grams shelled / min	1518.2	
2nd	27	unshelled	1091.7	84 sec.
		grams shelled / min	575.0	
3rd	24	unshelled	286.7	47 sec.
		grams shelled / min	301.9	
4th	21	unshelled	50.2	11 sec.
		grams shelled / min	252.5	
5th		unshelled		
		grams shelled / min		
6th		unshelled		
		grams shelled / min		
		Final grams unshelled	3.9	
		Total grams shelled	6708.9	6.07 min.
		Total grams shelled / min	1105.9	
		HULLS	1714.1	

GRATE		WEIGHT	TIME	
29	initial	6731.6	210 sec.	
	grams shelled / min	1693.8		
26	unshelled	803.3	88 sec.	
	grams shelled / min	365.0		
23	unshelled	267.9	57 sec.	
	grams shelled / min	254.1		
20	unshelled	26.5	8 sec.	
	grams shelled / min	198.8		
17	unshelled	0.0	1 sec.	
	grams shelled / min	0.0		
		Final grams unshelled	0.0	
		Total grams shelled	6731.6	6.07 min.
		Total grams shelled / min	1109.6	
		HULLS	1610.5	

LOCATION 63 UPPT 2004 SHELLING DATA

VARIETY: N02006

DATE: JAN.20, 2005

VARIETY: VT003069

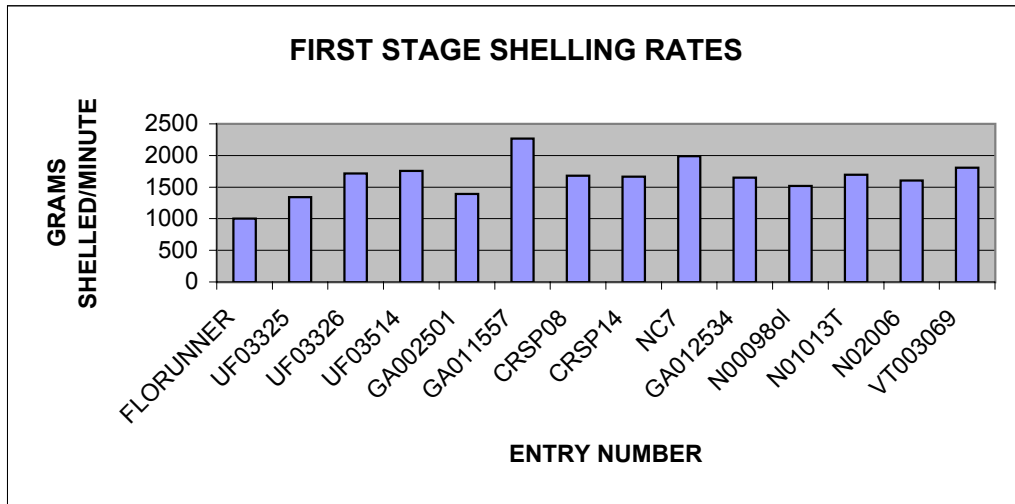
DATE: JAN.20, 2005

STAGE	GRATE		WEIGHT	TIME
1st	30	initial	6660.3	232 sec.
		grams shelled / min	1604.4	
2nd	27	unshelled	456.6	66 sec.
		grams shelled / min	340.0	
3rd	24	unshelled	82.6	17 sec.
		grams shelled / min	271.8	
4th	21	unshelled	5.6	2 sec.
		grams shelled / min	168.0	
5th		unshelled		
		grams shelled / min		
6th		unshelled		
		grams shelled / min		
Final grams unshelled			0.0	
Total grams shelled			6660.3	5.28 min.
Total grams shelled / min			1260.6	
HULLS			1694.8	

GRATE		WEIGHT	TIME
30	initial	6502.8	186 sec.
	grams shelled / min	1806.8	
27	unshelled	901.8	71 sec.
	grams shelled / min	517.0	
24	unshelled	290.0	43 sec.
	grams shelled / min	334.6	
21	unshelled	50.2	10 sec.
	grams shelled / min	274.8	
	unshelled		
	grams shelled / min		
	unshelled		
	grams shelled / min		
Final grams unshelled		4.4	
Total grams shelled		6502.8	5.17 min.
Total grams shelled / min		1258.6	
HULLS		1504.4	

LOCATION 63 UPPT 2004 FIRST STAGE SHELLING RATES

<u>ENTRY NUMBER</u>	<u>GRAMS SHELLED / MINUTE</u>
FLORUNNER	999.7
UF03325	1341.9
UF03326	1716.5
UF03514	1754.2
GA002501	1389.6
GA011557	2267.1
CRSP08	1679.5
CRSP14	1665.9
NC7	1990.7
GA012534	1647.8
N000980l	1518.2
N01013T	1693.8
N02006	1604.4
VT003069	1806.8



LOCATION 70 UPPT 2004 POD BULK DENSITY TABLE

FLORUNNER

BULK DENSITY	Kg	cm	Kg/m ³
	6.91	22.88	325.00

UF03326

BULK DENSITY	Kg	cm	Kg/m ³
	7.04	25.60	296.05

GA002501

BULK DENSITY	Kg	cm	Kg/m ³
	6.80	24.10	303.93

CRSP08

BULK DENSITY	Kg	cm	Kg/m ³
	6.90	22.63	328.42

NC7

BULK DENSITY	Kg	cm	Kg/m ³
	6.90	25.88	286.85

N000980i

BULK DENSITY	Kg	cm	Kg/m ³
	6.76	26.00	279.73

N02006

BULK DENSITY	Kg	cm	Kg/m ³
	6.75	25.45	285.57

UF03325

BULK DENSITY	Kg	cm	Kg/m ³
	7.06	23.45	323.94

UF03514

BULK DENSITY	Kg	cm	Kg/m ³
	6.75	21.78	333.78

GA011557

BULK DENSITY	Kg	cm	Kg/m ³
	7.00	22.35	337.29

CRSP14

BULK DENSITY	Kg	cm	Kg/m ³
	6.72	21.80	331.79

GA012534

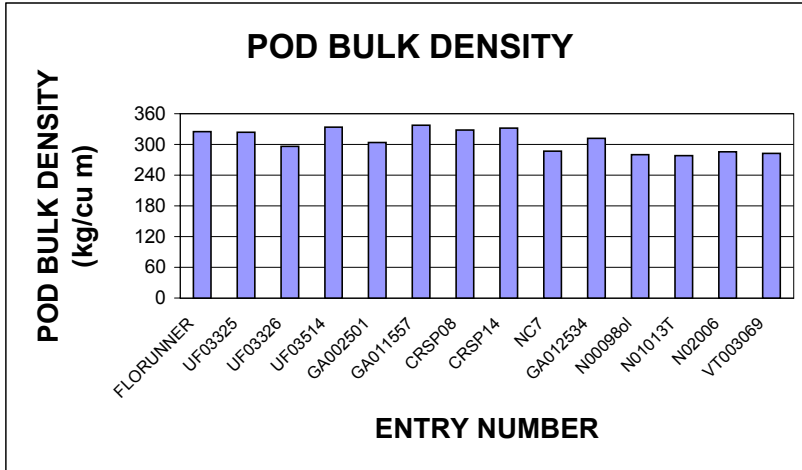
BULK DENSITY	Kg	cm	Kg/m ³
	6.71	23.15	312.13

N01013T

BULK DENSITY	Kg	cm	Kg/m ³
	7.02	27.15	278.22

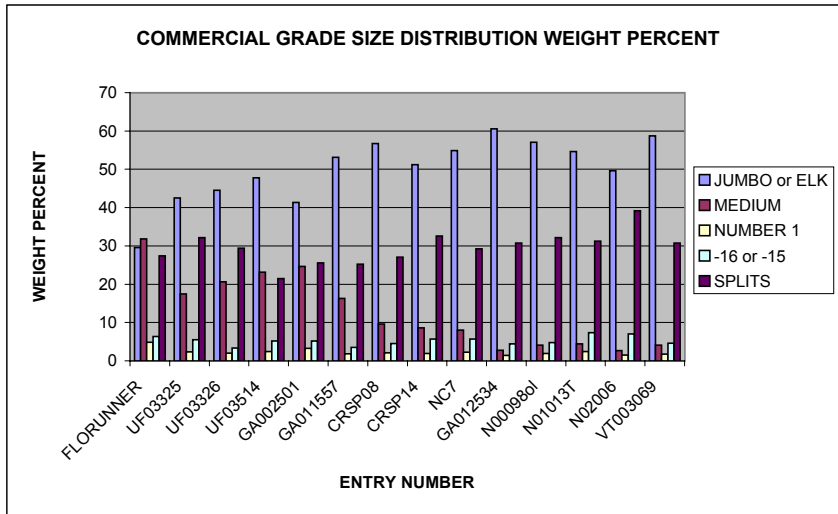
VT003069

BULK DENSITY	Kg	cm	Kg/m ³
	6.93	26.40	282.62



LOCATION 70 UPPT 2004 COMMERCIAL GRADE SIZE WEIGHT PERCENT TABLE

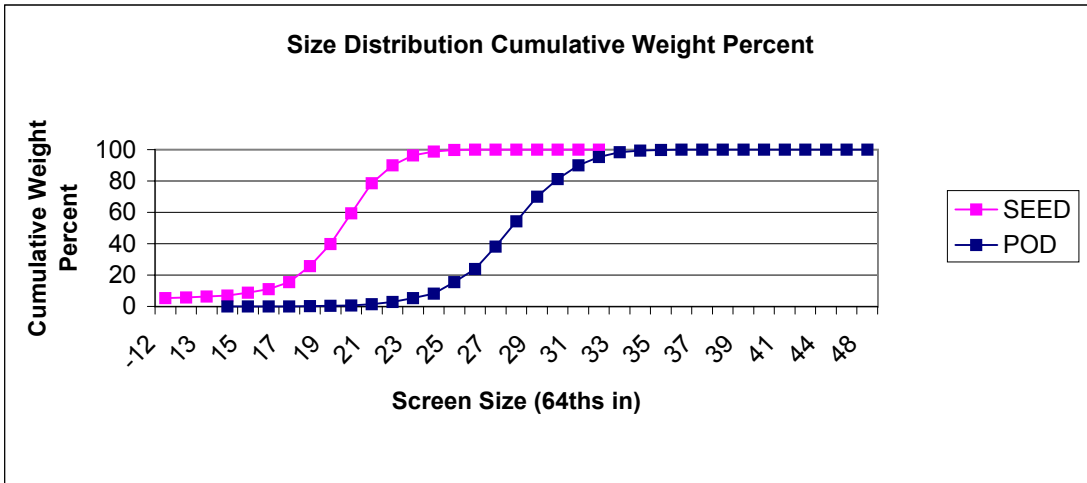
<u>FLORUNNER</u>		<u>UF03325</u>		<u>UF03326</u>		<u>UF03514</u>	
JUMBO	29.53	JUMBO	42.49	JUMBO	44.54	JUMBO	47.75
MEDIUM	31.82	MEDIUM	17.47	MEDIUM	20.65	MEDIUM	23.17
NUMBER 1	4.86	NUMBER 1	2.37	NUMBER 1	2.03	NUMBER 1	2.40
-16	6.35	-16	5.53	-16	3.35	-16	5.21
SPLITS	27.43	SPLITS	32.13	SPLITS	29.42	SPLITS	21.47
<u>GA002501</u>		<u>GA011557</u>		<u>CRSP08</u>		<u>CRSP14</u>	
JUMBO	41.34	JUMBO	53.12	JUMBO	56.72	JUMBO	51.22
MEDIUM	24.62	MEDIUM	16.31	MEDIUM	9.62	MEDIUM	8.59
NUMBER 1	3.28	NUMBER 1	1.85	NUMBER 1	2.05	NUMBER 1	1.94
-16	5.19	-16	3.50	-16	4.53	-16	5.70
SPLITS	25.55	SPLITS	25.22	SPLITS	27.08	SPLITS	32.54
<u>NC7</u>		<u>GA012534</u>		<u>N000980l</u>		<u>N01013T</u>	
ELK	54.84	ELK	60.60	ELK	57.06	ELK	54.62
MEDIUM	7.98	MEDIUM	2.78	MEDIUM	4.12	MEDIUM	4.42
NUMBER 1	2.28	NUMBER 1	1.45	NUMBER 1	1.89	NUMBER 1	2.38
- 15	5.70	- 15	4.47	- 15	4.73	- 15	7.32
SPLITS	29.20	SPLITS	30.71	SPLITS	32.19	SPLITS	31.26
<u>N02006</u>		<u>VT003069</u>					
ELK	49.63	ELK	58.76				
MEDIUM	2.68	MEDIUM	4.10				
NUMBER 1	1.54	NUMBER 1	1.77				
- 15	6.99	- 15	4.63				
SPLITS	39.16	SPLITS	30.74				



LOCATION 70 UPPT 2004 SIZE DISTRIBUTION CUMULATIVE WEIGHT PERCENT TABLE

FLORUNNER

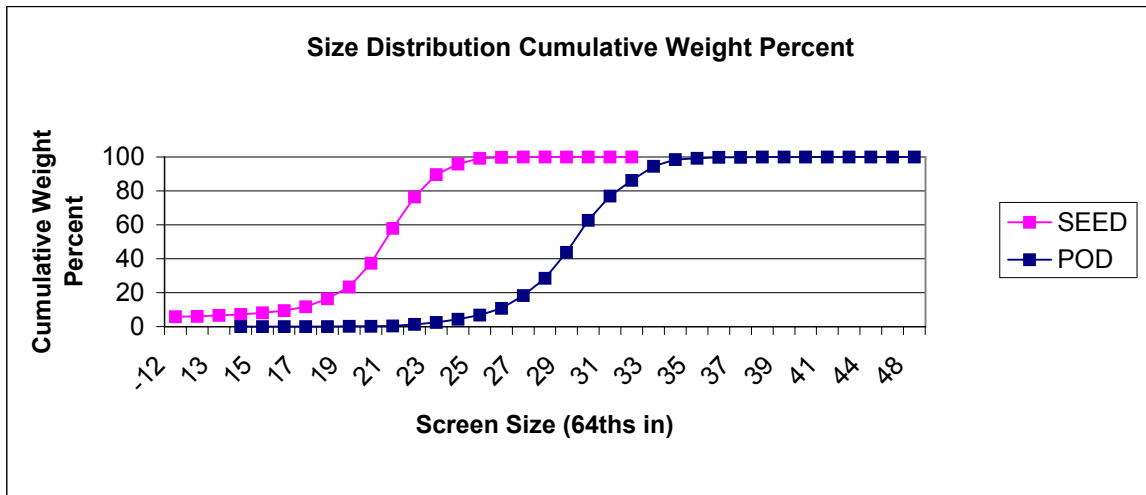
POD				SEED				
SCREEN SIZE	Weight	Wt %	Cum. Wt. %	SCREEN SIZE	Weight	Wt %	Wt % w/o SS	Cum. Wt %
				SS	1497.5	27.43	---	---
				-12 & -17R	210.7	3.86	5.32	5.32
				12	13.3	0.24	0.34	5.65
				13	23.8	0.44	0.60	6.26
14	0.0	0.00	0.00	14	31.1	0.57	0.79	7.04
15	0.0	0.00	0.00	15	68.0	1.25	1.72	8.76
16	0.2	0.01	0.01	16	90.7	1.66	2.29	11.05
17	0.5	0.03	0.04	17	174.8	3.20	4.41	15.46
18	1.8	0.11	0.15	18	403.8	7.40	10.19	25.65
19	2.9	0.17	0.32	19	558.6	10.23	14.10	39.75
20	3.9	0.23	0.54	20	774.6	14.19	19.55	59.31
21	15.4	0.90	1.44	21	765.5	14.02	19.32	78.63
22	23.9	1.40	2.84	22	447.5	8.20	11.30	89.93
23	40.9	2.39	5.23	23	253.4	4.64	6.40	96.32
24	51.4	3.01	8.24	24	97.2	1.78	2.45	98.78
25	123.9	7.25	15.49	25	40.8	0.75	1.03	99.81
26	142.5	8.33	23.82	26	6.8	0.12	0.17	99.98
27	243.8	14.26	38.08	27	0.8	0.01	0.02	100.00
28	277.8	16.25	54.32	28	0.0	0.00	0.00	100.00
29	268.4	15.70	70.02	29	0.0	0.00	0.00	100.00
30	190.7	11.15	81.17	30	0.0	0.00	0.00	100.00
31	151.6	8.87	90.04	31	0.0	0.00	0.00	100.00
32	90.8	5.31	95.35	32	0.0	0.00	0.00	100.00
33	52.8	3.09	98.44	Total	5458.9	100	100	
34	16.4	0.96	99.40	Hull wt	1414.6			
35	6.1	0.36	99.75	Wt w/o SS	3961.4			
36	4.2	0.25	100.00	Percent Hulls		20.58		
37	0.0	0.00	100.00	Percent Meats		79.42		
38	0.0	0.00	100.00			100		
39	0.0	0.00	100.00					
40	0.0	0.00	100.00					
41	0.0	0.00	100.00					
42	0.0	0.00	100.00					
44	0.0	0.00	100.00					
46	0.0	0.00	100.00					
48	0.0	0.00	100.00					
POD WT.	1709.9							



LOCATION 70 UPPT 2004 SIZE DISTRIBUTION CUMULATIVE WEIGHT PERCENT TABLE

UF03325

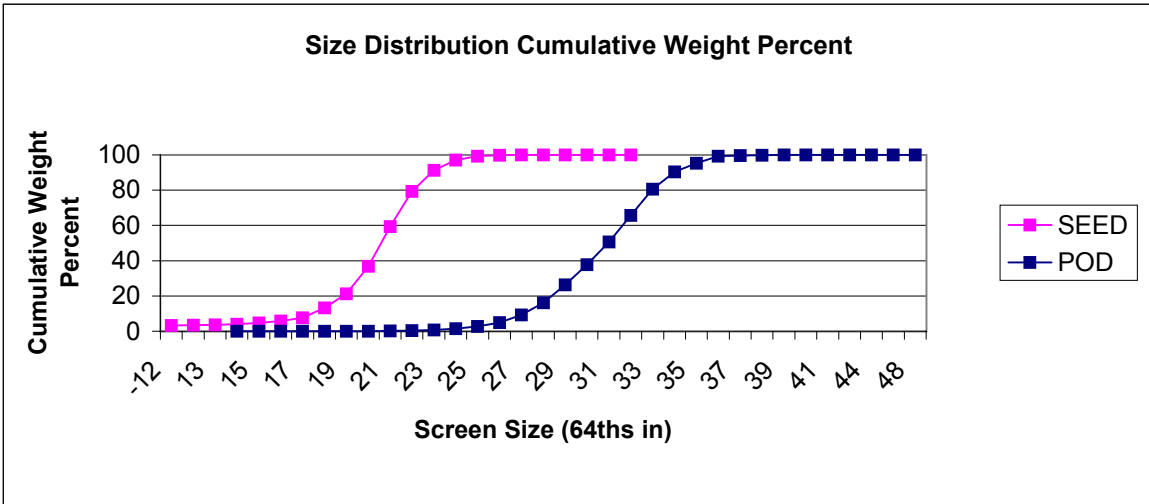
POD				SEED				
SCREEN SIZE	Weight	Wt %	Cum. Wt. %	SCREEN SIZE	Weight	Wt %	Wt % w/o SS	Cum. Wt %
				SS	1794.1	32.13	---	---
				-12 & -17R	220.8	3.95	5.83	5.83
				12	10.5	0.19	0.28	6.10
				13	18.5	0.33	0.49	6.59
14	0.0	0.00	0.00	14	24.9	0.45	0.66	7.25
15	0.0	0.00	0.00	15	34.0	0.61	0.90	8.15
16	0.0	0.00	0.00	16	51.2	0.92	1.35	9.50
17	0.0	0.00	0.00	17	81.4	1.46	2.15	11.65
18	0.2	0.01	0.01	18	177.3	3.18	4.68	16.33
19	1.5	0.08	0.10	19	270.7	4.85	7.14	23.47
20	1.4	0.08	0.17	20	527.3	9.44	13.92	37.39
21	5.1	0.29	0.46	21	781.7	14.00	20.63	58.01
22	13.7	0.77	1.23	22	699.0	12.52	18.45	76.46
23	22.3	1.25	2.48	23	495.4	8.87	13.07	89.54
24	32.8	1.84	4.33	24	235.7	4.22	6.22	95.76
25	45.3	2.55	6.87	25	129.0	2.31	3.40	99.16
26	68.5	3.85	10.72	26	27.8	0.50	0.73	99.89
27	136.4	7.66	18.39	27	3.0	0.05	0.08	99.97
28	180.5	10.14	28.53	28	1.0	0.02	0.03	100.00
29	271.1	15.23	43.76	29	0.0	0.00	0.00	100.00
30	334.5	18.80	62.56	30	0.0	0.00	0.00	100.00
31	258.1	14.50	77.06	31	0.0	0.00	0.00	100.00
32	161.9	9.10	86.16	32	0.0	0.00	0.00	100.00
33	150.2	8.44	94.60	Total	5583.3	100	100	
34	68.5	3.85	98.45	Hull wt	1439.7			
35	15.0	0.84	99.29	Wt w/o SS	3789.2			
36	10.1	0.57	99.86	Percent Hulls		20.50		
37	0.0	0.00	99.86	Percent Meats		79.50		
38	2.5	0.14	100.00			100		
39	0.0	0.00	100.00					
40	0.0	0.00	100.00					
41	0.0	0.00	100.00					
42	0.0	0.00	100.00					
44	0.0	0.00	100.00					
46	0.0	0.00	100.00					
48	0.0	0.00	100.00					
POD WT.	1779.6							



LOCATION 70 UPPT 2004 SIZE DISTRIBUTION CUMULATIVE WEIGHT PERCENT TABLE

UF03326

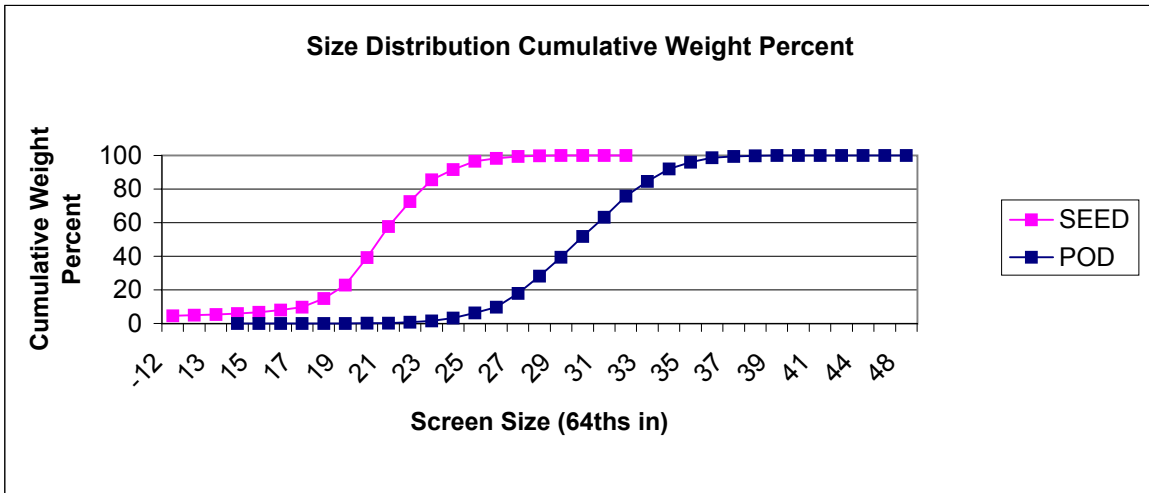
POD				SEED				
SCREEN SIZE	Weight	Wt %	Cum. Wt. %	SCREEN SIZE	Weight	Wt %	Wt % w/o SS	Cum. Wt %
				SS	1593.6	29.42	---	---
				-12 & -17R	124.8	2.30	3.26	3.26
				12	7.3	0.13	0.19	3.46
				13	8.6	0.16	0.22	3.68
14	0.0	0.00	0.00	14	14.9	0.28	0.39	4.07
15	0.0	0.00	0.00	15	25.8	0.48	0.67	4.75
16	0.0	0.00	0.00	16	38.7	0.71	1.01	5.76
17	0.0	0.00	0.00	17	71.5	1.32	1.87	7.63
18	0.2	0.01	0.01	18	216.0	3.99	5.65	13.28
19	0.0	0.00	0.01	19	302.9	5.59	7.92	21.20
20	0.0	0.00	0.01	20	599.5	11.07	15.68	36.89
21	1.9	0.11	0.12	21	859.4	15.87	22.48	59.37
22	4.0	0.23	0.35	22	758.9	14.01	19.85	79.23
23	7.1	0.41	0.75	23	457.9	8.45	11.98	91.20
24	11.3	0.65	1.40	24	228.4	4.22	5.98	97.18
25	23.1	1.32	2.72	25	82.2	1.52	2.15	99.33
26	39.5	2.26	4.97	26	20.3	0.37	0.53	99.86
27	76.5	4.37	9.34	27	3.4	0.06	0.09	99.95
28	118.4	6.76	16.11	28	1.9	0.04	0.05	100.00
29	180.0	10.28	26.38	29	0.0	0.00	0.00	100.00
30	198.3	11.32	37.71	30	0.0	0.00	0.00	100.00
31	227.6	13.00	50.71	31	0.0	0.00	0.00	100.00
32	263.2	15.03	65.74	32	0.0	0.00	0.00	100.00
33	258.7	14.77	80.51	Total	5416.0	100	100	
34	173.5	9.91	90.42	Hull wt	1597.8			
35	84.6	4.83	95.25	Wt w/o SS	3822.4			
36	70.5	4.03	99.28	Percent Hulls		22.78		
37	4.9	0.28	99.56	Percent Meats		77.22		
38	5.4	0.31	99.87			100		
39	2.3	0.13	100.00					
40	0.0	0.00	100.00					
41	0.0	0.00	100.00					
42	0.0	0.00	100.00					
44	0.0	0.00	100.00					
46	0.0	0.00	100.00					
48	0.0	0.00	100.00					
POD WT.	1751.0							



LOCATION 70 UPPT 2004 SIZE DISTRIBUTION CUMULATIVE WEIGHT PERCENT TABLE

UF03514

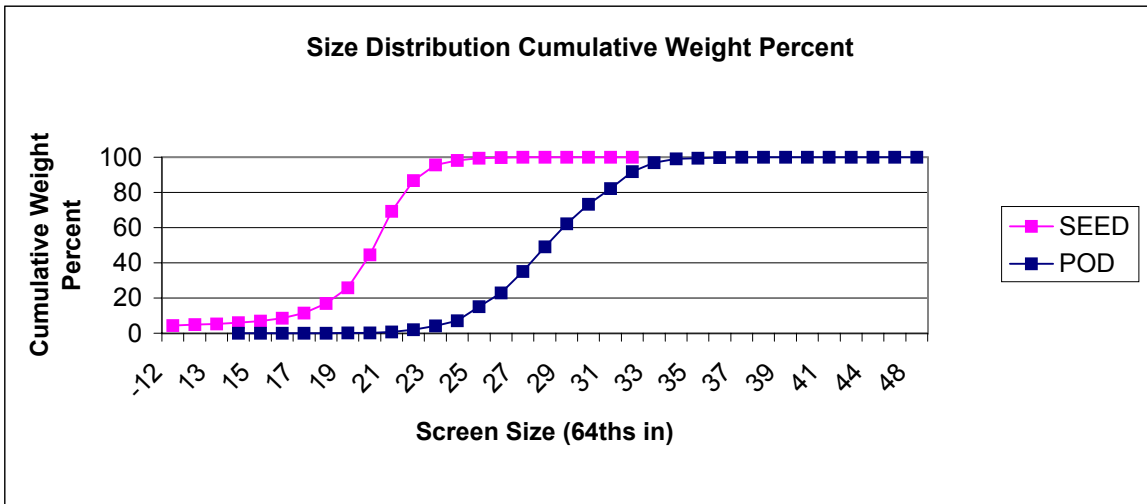
POD				SEED				
SCREEN SIZE	Weight	Wt %	Cum. Wt. %	SCREEN SIZE	Weight	Wt %	Wt % w/o SS	Cum. Wt %
				SS	1134.9	21.47	---	---
				-12 & -17R	190.3	3.60	4.58	4.58
				12	12.1	0.23	0.29	4.88
				13	20.0	0.38	0.48	5.36
14	0.0	0.00	0.00	14	24.4	0.46	0.59	5.94
15	0.0	0.00	0.00	15	28.7	0.54	0.69	6.64
16	0.0	0.00	0.00	16	52.7	1.00	1.27	7.91
17	0.0	0.00	0.00	17	74.3	1.41	1.79	9.70
18	0.0	0.00	0.00	18	216.6	4.10	5.22	14.91
19	0.4	0.02	0.02	19	326.9	6.18	7.87	22.79
20	1.3	0.08	0.10	20	681.4	12.89	16.41	39.20
21	2.7	0.16	0.26	21	765.1	14.47	18.43	57.63
22	8.2	0.49	0.75	22	619.2	11.71	14.92	72.55
23	12.9	0.76	1.51	23	536.2	10.14	12.92	85.46
24	27.6	1.64	3.15	24	259.0	4.90	6.24	91.70
25	54.1	3.21	6.35	25	201.3	3.81	4.85	96.55
26	56.1	3.32	9.68	26	68.9	1.30	1.66	98.21
27	139.1	8.24	17.92	27	52.8	1.00	1.27	99.48
28	172.4	10.21	28.13	28	16.1	0.30	0.39	99.87
29	189.7	11.24	39.37	29	3.3	0.06	0.08	99.95
30	209.2	12.39	51.77	30	2.1	0.04	0.05	100.00
31	193.4	11.46	63.22	31	0.0	0.00	0.00	100.00
32	213.6	12.66	75.88	32	0.0	0.00	0.00	100.00
33	147.8	8.76	84.64	Total	5286.3	100	100	
34	125.2	7.42	92.05	Hull wt	1415.3			
35	66.5	3.94	95.99	Wt w/o SS	4151.4			
36	44.0	2.61	98.60	Percent Hulls		21.12		
37	15.3	0.91	99.51	Percent Meats		78.88		
38	4.3	0.25	99.76			100		
39	4.0	0.24	100.00					
40	0.0	0.00	100.00					
41	0.0	0.00	100.00					
42	0.0	0.00	100.00					
44	0.0	0.00	100.00					
46	0.0	0.00	100.00					
48	0.0	0.00	100.00					
POD WT.	1687.8							



LOCATION 70 UPPT 2004 SIZE DISTRIBUTION CUMULATIVE WEIGHT PERCENT TABLE

GA002501

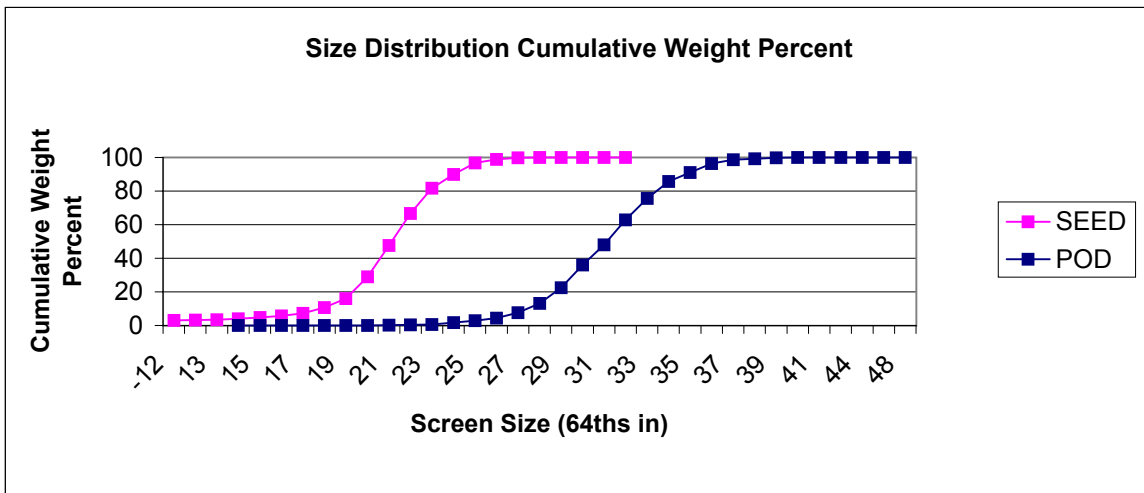
POD				SEED				
SCREEN SIZE	Weight	Wt %	Cum. Wt. %	SCREEN SIZE	Weight	Wt %	Wt % w/o SS	Cum. Wt %
				SS	1373.2	25.55	---	---
				-12 & -17R	177.4	3.30	4.43	4.43
				12	16.4	0.31	0.41	4.84
				13	19.9	0.37	0.50	5.34
14	0.0	0.00	0.00	14	27.7	0.52	0.69	6.03
15	0.0	0.00	0.00	15	37.7	0.70	0.94	6.98
16	0.0	0.00	0.00	16	60.7	1.13	1.52	8.49
17	0.0	0.00	0.00	17	115.7	2.15	2.89	11.39
18	0.3	0.02	0.02	18	222.4	4.14	5.56	16.95
19	1.5	0.09	0.11	19	354.1	6.59	8.85	25.80
20	1.7	0.10	0.21	20	746.7	13.90	18.67	44.46
21	8.7	0.52	0.73	21	995.6	18.53	24.89	69.35
22	20.5	1.23	1.97	22	694.1	12.92	17.35	86.70
23	37.3	2.24	4.21	23	359.6	6.69	8.99	95.69
24	48.0	2.89	7.10	24	99.1	1.84	2.48	98.17
25	131.9	7.93	15.03	25	54.6	1.02	1.36	99.53
26	129.9	7.81	22.84	26	12.7	0.24	0.32	99.85
27	202.5	12.18	35.02	27	4.8	0.09	0.12	99.97
28	234.9	14.13	49.15	28	0.0	0.00	0.00	99.97
29	217.8	13.10	62.25	29	1.2	0.02	0.03	100.00
30	183.9	11.06	73.31	30	0.0	0.00	0.00	100.00
31	148.4	8.93	82.24	31	0.0	0.00	0.00	100.00
32	158.5	9.53	91.77	32	0.0	0.00	0.00	100.00
33	85.8	5.16	96.93	Total	5373.6	100	100	
34	36.1	2.17	99.10	Hull wt	1385.8			
35	7.3	0.44	99.54	Wt w/o SS	4000.4			
36	5.9	0.35	99.90	Percent Hulls		20.50		
37	1.7	0.10	100.00	Percent Meats		79.50		
38	0.0	0.00	100.00			100		
39	0.0	0.00	100.00					
40	0.0	0.00	100.00					
41	0.0	0.00	100.00					
42	0.0	0.00	100.00					
44	0.0	0.00	100.00					
46	0.0	0.00	100.00					
48	0.0	0.00	100.00					
POD WT.	1662.6							



LOCATION 70 UPPT 2004 SIZE DISTRIBUTION CUMULATIVE WEIGHT PERCENT TABLE

GA011557

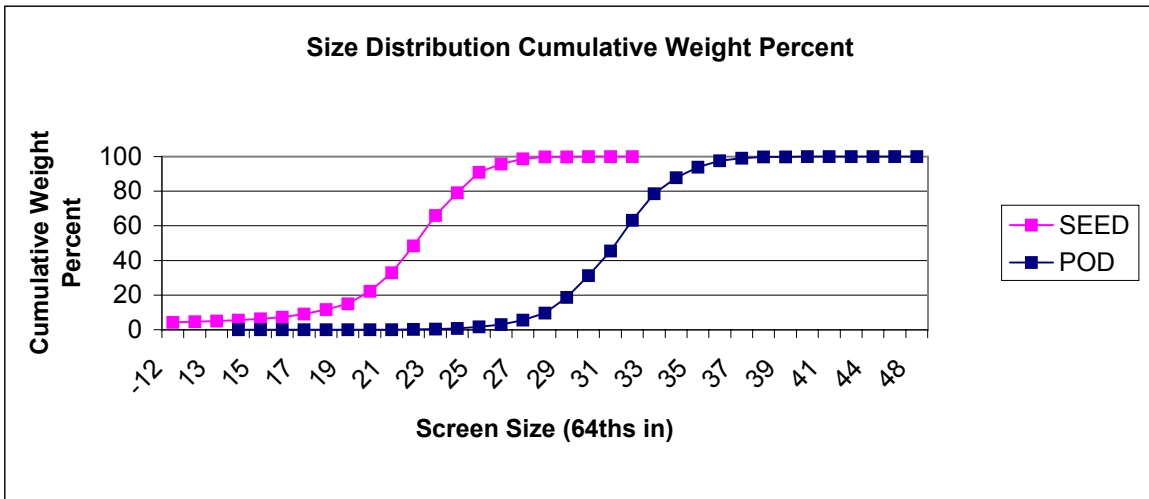
POD				SEED				
SCREEN SIZE	Weight	Wt %	Cum. Wt. %	SCREEN SIZE	Weight	Wt %	Wt % w/o SS	Cum. Wt %
				SS	1419.3	25.22	---	---
				-12 & -17R	125.4	2.23	2.98	2.98
				12	8.7	0.15	0.21	3.19
				13	12.8	0.23	0.30	3.49
14	0.0	0.00	0.00	14	24.0	0.43	0.57	4.06
15	0.0	0.00	0.00	15	25.8	0.46	0.61	4.67
16	0.0	0.00	0.00	16	40.3	0.72	0.96	5.63
17	0.0	0.00	0.00	17	64.0	1.14	1.52	7.15
18	0.0	0.00	0.00	18	145.4	2.58	3.46	10.61
19	0.0	0.00	0.00	19	224.8	3.99	5.34	15.95
20	0.3	0.02	0.02	20	547.4	9.73	13.01	28.96
21	2.4	0.14	0.15	21	785.0	13.95	18.65	47.61
22	2.6	0.15	0.30	22	802.3	14.26	19.07	66.68
23	5.9	0.34	0.64	23	630.9	11.21	14.99	81.67
24	17.3	0.98	1.62	24	347.6	6.18	8.26	89.93
25	22.2	1.26	2.89	25	284.2	5.05	6.75	96.68
26	27.6	1.57	4.46	26	87.6	1.56	2.08	98.76
27	54.6	3.11	7.56	27	41.8	0.74	0.99	99.76
28	98.8	5.62	13.19	28	8.8	0.16	0.21	99.97
29	163.0	9.28	22.47	29	0.0	0.00	0.00	99.97
30	236.2	13.44	35.91	30	1.4	0.02	0.03	100.00
31	211.9	12.06	47.97	31	0.0	0.00	0.00	100.00
32	261.7	14.90	62.87	32	0.0	0.00	0.00	100.00
33	225.1	12.81	75.68	Total	5627.5	100	100	
34	176.0	10.02	85.70	Hull wt	1360.3			
35	94.3	5.37	91.07	Wt w/o SS	4208.2			
36	92.4	5.26	96.33	Percent Hulls		19.47		
37	41.5	2.36	98.69	Percent Meats		80.53		
38	9.0	0.51	99.20			100		
39	9.4	0.54	99.74					
40	4.6	0.26	100.00					
41	0.0	0.00	100.00					
42	0.0	0.00	100.00					
44	0.0	0.00	100.00					
46	0.0	0.00	100.00					
48	0.0	0.00	100.00					
POD WT.	1756.8							



LOCATION 70 UPPT 2004 SIZE DISTRIBUTION CUMULATIVE WEIGHT PERCENT TABLE

CRSP08

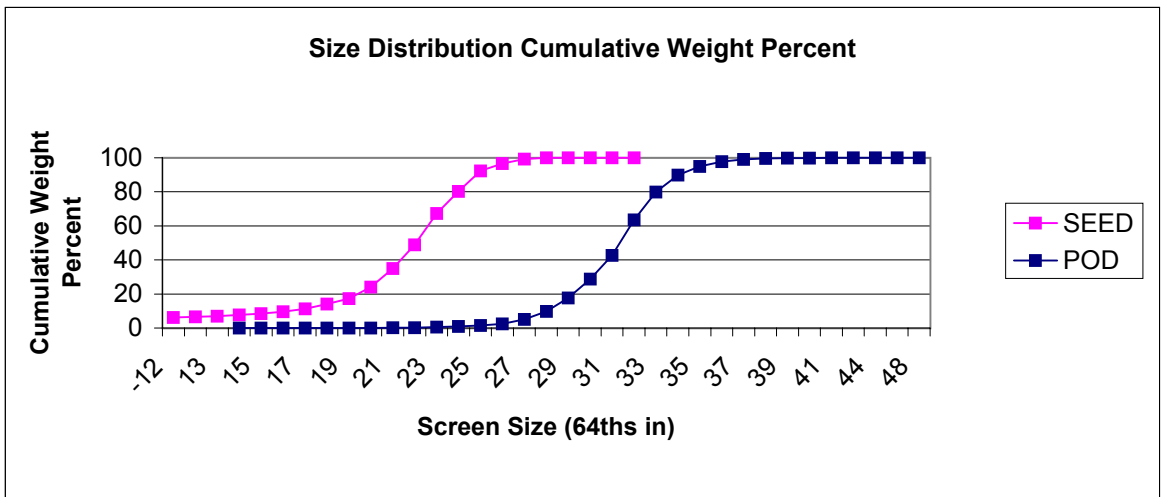
POD				SEED				
SCREEN SIZE	Weight	Wt %	Cum. Wt. %	SCREEN SIZE	Weight	Wt %	Wt % w/o SS	Cum. Wt %
				SS	1457.6	27.08	---	---
				-12 & -17R	167.8	3.12	4.28	4.28
				12	14.5	0.27	0.37	4.65
				13	15.6	0.29	0.40	5.04
14	0.0	0.00	0.00	14	20.9	0.39	0.53	5.58
15	0.0	0.00	0.00	15	24.9	0.46	0.63	6.21
16	0.0	0.00	0.00	16	38.6	0.72	0.98	7.19
17	0.0	0.00	0.00	17	71.6	1.33	1.82	9.02
18	0.0	0.00	0.00	18	103.7	1.93	2.64	11.66
19	0.0	0.00	0.00	19	129.5	2.41	3.30	14.96
20	0.4	0.02	0.02	20	284.6	5.29	7.25	22.21
21	0.5	0.03	0.05	21	422.9	7.86	10.78	32.99
22	2.1	0.12	0.17	22	606.9	11.28	15.46	48.45
23	5.3	0.29	0.46	23	688.3	12.79	17.54	65.99
24	4.6	0.25	0.71	24	512.8	9.53	13.07	79.06
25	17.0	0.94	1.65	25	468.9	8.71	11.95	91.01
26	22.8	1.26	2.91	26	189.1	3.51	4.82	95.82
27	46.1	2.55	5.45	27	114.8	2.13	2.93	98.75
28	75.7	4.18	9.63	28	41.2	0.77	1.05	99.80
29	162.5	8.97	18.61	29	3.7	0.07	0.09	99.89
30	229.0	12.64	31.25	30	4.2	0.08	0.11	100.00
31	257.5	14.22	45.47	31	0.0	0.00	0.00	100.00
32	321.8	17.77	63.23	32	0.0	0.00	0.00	100.00
33	276.8	15.28	78.52	Total	5382.1	100	100	
34	168.3	9.29	87.81	Hull wt	1489.5			
35	111.8	6.17	93.98	Wt w/o SS	3924.5			
36	65.9	3.64	97.62	Percent Hulls		21.68		
37	27.5	1.52	99.14	Percent Meats		78.32		
38	11.0	0.61	99.75			100		
39	1.9	0.10	99.85					
40	2.7	0.15	100.00					
41	0.0	0.00	100.00					
42	0.0	0.00	100.00					
44	0.0	0.00	100.00					
46	0.0	0.00	100.00					
48	0.0	0.00	100.00					
POD WT.	1811.2							



LOCATION 70 UPPT 2004 SIZE DISTRIBUTION CUMULATIVE WEIGHT PERCENT TABLE

CRSP14

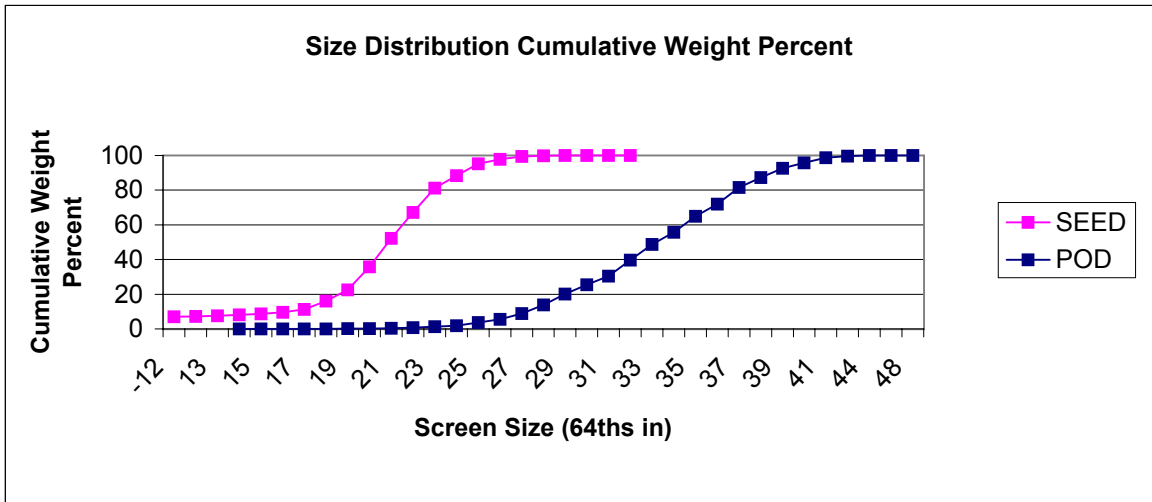
POD				SEED				
SCREEN SIZE	Weight	Wt %	Cum. Wt. %	SCREEN SIZE	Weight	Wt %	Wt % w/o SS	Cum. Wt %
				SS	1673.7	32.54	---	---
				-12 & -17R	212.6	4.13	6.13	6.13
				12	13.9	0.27	0.40	6.53
				13	17.4	0.34	0.50	7.03
14	0.0	0.00	0.00	14	25.2	0.49	0.73	7.76
15	0.0	0.00	0.00	15	24.3	0.47	0.70	8.46
16	0.0	0.00	0.00	16	39.7	0.77	1.14	9.60
17	0.0	0.00	0.00	17	60.3	1.17	1.74	11.34
18	0.0	0.00	0.00	18	96.2	1.87	2.77	14.11
19	0.0	0.00	0.00	19	107.9	2.10	3.11	17.22
20	0.0	0.00	0.00	20	237.7	4.62	6.85	24.07
21	1.7	0.10	0.10	21	376.6	7.32	10.86	34.93
22	3.0	0.18	0.28	22	484.3	9.42	13.96	48.89
23	4.2	0.25	0.53	23	641.2	12.47	18.48	67.37
24	6.0	0.36	0.89	24	446.2	8.68	12.86	80.23
25	9.0	0.54	1.43	25	416.0	8.09	11.99	92.22
26	15.5	0.93	2.35	26	149.8	2.91	4.32	96.54
27	45.5	2.72	5.07	27	93.6	1.82	2.70	99.24
28	79.5	4.75	9.82	28	26.4	0.51	0.76	100.00
29	130.9	7.82	17.65	29	0.0	0.00	0.00	100.00
30	187.2	11.19	28.84	30	0.0	0.00	0.00	100.00
31	232.4	13.89	42.72	31	0.0	0.00	0.00	100.00
32	347.5	20.77	63.49	32	0.0	0.00	0.00	100.00
33	273.1	16.32	79.81	Total	5143.0	100	100	
34	166.7	9.96	89.77	Hull wt	1532.4			
35	86.0	5.14	94.91	Wt w/o SS	3469.3			
36	48.7	2.91	97.82	Percent Hulls		22.96		
37	21.7	1.30	99.12	Percent Meats		77.04		
38	8.1	0.48	99.61			100		
39	3.3	0.20	99.80					
40	0.0	0.00	99.80					
41	3.3	0.20	100.00					
42	0.0	0.00	100.00					
44	0.0	0.00	100.00					
46	0.0	0.00	100.00					
48	0.0	0.00	100.00					
POD WT.	1673.3							



LOCATION 70 UPPT 2004 SIZE DISTRIBUTION CUMULATIVE WEIGHT PERCENT TABLE

NC7

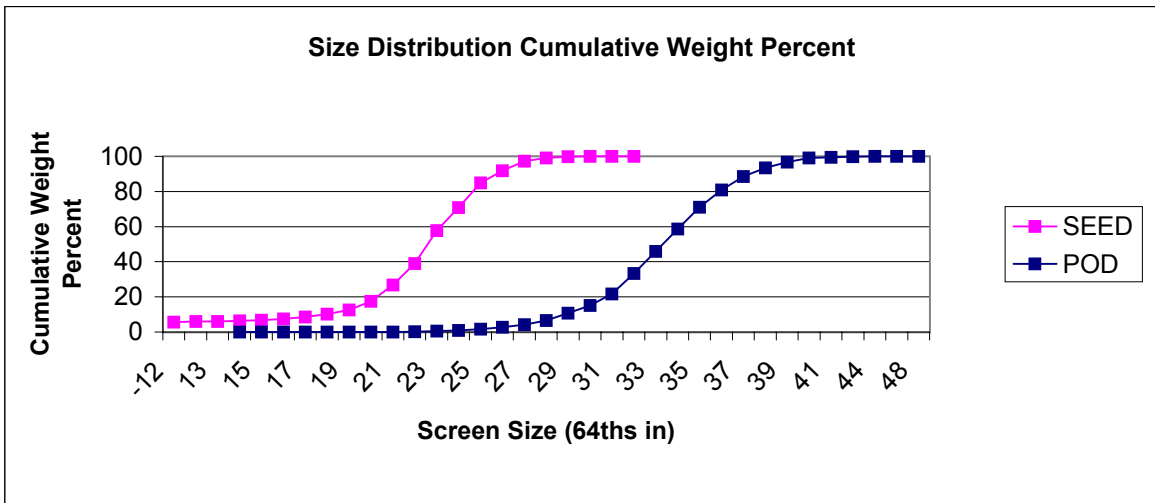
POD				SEED				
SCREEN SIZE	Weight	Wt %	Cum. Wt. %	SCREEN SIZE	Weight	Wt %	Wt % w/o SS	Cum. Wt %
				SS	1544.3	29.20	---	---
				-12 & -20R	259.9	4.91	6.94	6.94
				12	10.5	0.20	0.28	7.22
				13	13.8	0.26	0.37	7.59
14	0.0	0.00	0.00	14	17.1	0.32	0.46	8.05
15	0.0	0.00	0.00	15	26.5	0.50	0.71	8.75
16	0.0	0.00	0.00	16	32.0	0.60	0.85	9.61
17	0.0	0.00	0.00	17	62.1	1.17	1.66	11.27
18	0.7	0.04	0.04	18	181.4	3.43	4.84	16.11
19	1.6	0.09	0.13	19	240.9	4.55	6.43	22.54
20	1.8	0.10	0.24	20	494.1	9.34	13.19	35.74
21	2.5	0.14	0.38	21	617.4	11.67	16.49	52.22
22	6.4	0.37	0.75	22	560.4	10.59	14.96	67.19
23	10.0	0.58	1.33	23	520.7	9.84	13.90	81.09
24	9.5	0.55	1.88	24	275.0	5.20	7.34	88.43
25	31.2	1.81	3.69	25	254.1	4.80	6.79	95.22
26	33.1	1.92	5.61	26	98.4	1.86	2.63	97.85
27	54.8	3.18	8.79	27	58.8	1.11	1.57	99.42
28	87.9	5.10	13.88	28	15.9	0.30	0.42	99.84
29	108.7	6.30	20.18	29	6.0	0.11	0.16	100.00
30	91.3	5.29	25.48	30	0.0	0.00	0.00	100.00
31	86.4	5.01	30.49	31	0.0	0.00	0.00	100.00
32	157.1	9.11	39.59	32	0.0	0.00	0.00	100.00
33	158.8	9.21	48.80	Total	5289.3	100	100	
34	120.6	6.99	55.79	Hull wt	1578.1			
35	157.2	9.11	64.90	Wt w/o SS	3745.0			
36	122.4	7.10	72.00	Percent Hulls		22.98		
37	165.8	9.61	81.61	Percent Meats		77.02		
38	99.1	5.74	87.35			100		
39	90.8	5.26	92.61					
40	54.3	3.15	95.76					
41	49.7	2.88	98.64					
42	16.1	0.93	99.58					
44	7.3	0.42	100.00					
46	0.0	0.00	100.00					
48	0.0	0.00	100.00					
POD WT.	1725.1							



LOCATION 70 UPPT 2004 SIZE DISTRIBUTION CUMULATIVE WEIGHT PERCENT TABLE

GA012534

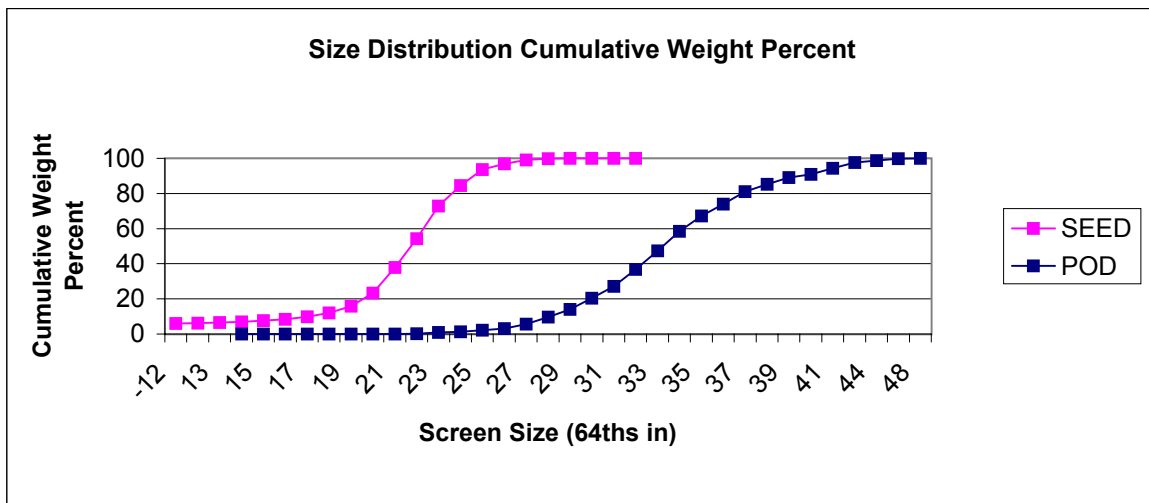
POD				SEED				
SCREEN SIZE	Weight	Wt %	Cum. Wt. %	SCREEN SIZE	Weight	Wt %	Wt % w/o SS	Cum. Wt %
				SS	1607.1	30.71	---	---
				-12 & -20R	207.5	3.97	5.72	5.72
				12	7.3	0.14	0.20	5.92
				13	5.7	0.11	0.16	6.08
14	0.0	0.00	0.00	14	13.3	0.25	0.37	6.45
15	0.0	0.00	0.00	15	12.8	0.24	0.35	6.80
16	0.0	0.00	0.00	16	25.1	0.48	0.69	7.49
17	0.0	0.00	0.00	17	37.8	0.72	1.04	8.54
18	0.0	0.00	0.00	18	58.2	1.11	1.61	10.14
19	0.0	0.00	0.00	19	87.1	1.66	2.40	12.54
20	0.0	0.00	0.00	20	180.5	3.45	4.98	17.52
21	1.3	0.07	0.07	21	337.6	6.45	9.31	26.83
22	2.3	0.13	0.20	22	442.7	8.46	12.21	39.04
23	5.7	0.32	0.53	23	675.4	12.91	18.63	57.67
24	5.9	0.33	0.86	24	475.5	9.09	13.11	70.79
25	13.3	0.75	1.61	25	509.4	9.73	14.05	84.84
26	18.6	1.05	2.66	26	255.8	4.89	7.06	91.89
27	27.7	1.57	4.23	27	196.2	3.75	5.41	97.30
28	41.3	2.34	6.57	28	66.3	1.27	1.83	99.13
29	73.0	4.13	10.70	29	21.9	0.42	0.60	99.74
30	77.8	4.40	15.10	30	8.2	0.16	0.23	99.96
31	116.9	6.61	21.71	31	1.4	0.03	0.04	100.00
32	206.5	11.68	33.39	32	0.0	0.00	0.00	100.00
33	221.6	12.54	45.93	Total	5232.8	100	100	
34	223.4	12.64	58.56	Hull wt	1439.1			
35	219.8	12.43	71.00	Wt w/o SS	3625.7			
36	175.9	9.95	80.95	Percent Hulls		21.57		
37	133.7	7.56	88.51	Percent Meats		78.43		
38	86.4	4.89	93.40			100		
39	58.6	3.31	96.71					
40	41.4	2.34	99.06					
41	6.1	0.35	99.40					
42	6.8	0.38	99.79					
44	3.8	0.21	100.00					
46	0.0	0.00	100.00					
48	0.0	0.00	100.00					
POD WT.	1767.8							



LOCATION 70 UPPT 2004 SIZE DISTRIBUTION CUMULATIVE WEIGHT PERCENT TABLE

N00098ol

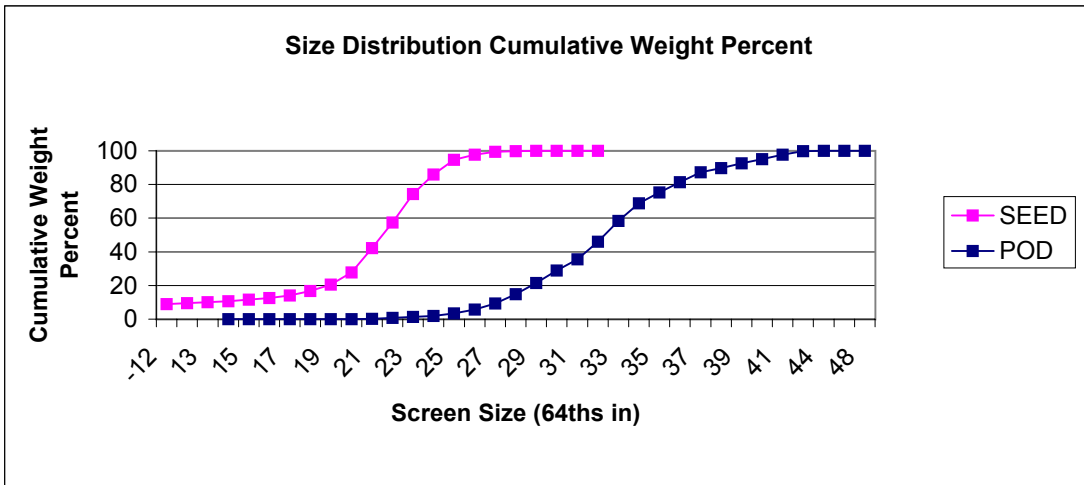
POD				SEED				
SCREEN SIZE	Weight	Wt %	Cum. Wt. %	SCREEN SIZE	Weight	Wt %	Wt % w/o SS	Cum. Wt %
				SS	1676.5	32.19	---	---
				-12 & -20R	209.1	4.01	5.92	5.92
				12	10.4	0.20	0.29	6.21
				13	12.3	0.24	0.35	6.56
14	0.0	0.00	0.00	14	14.8	0.28	0.42	6.98
15	0.0	0.00	0.00	15	21.4	0.41	0.61	7.59
16	0.0	0.00	0.00	16	25.3	0.49	0.72	8.30
17	0.0	0.00	0.00	17	51.9	1.00	1.47	9.77
18	0.0	0.00	0.00	18	78.6	1.51	2.23	12.00
19	0.2	0.01	0.01	19	136.1	2.61	3.85	15.85
20	0.2	0.01	0.02	20	264.6	5.08	7.49	23.35
21	1.1	0.07	0.09	21	516.6	9.92	14.63	37.97
22	2.2	0.13	0.22	22	577.0	11.08	16.34	54.31
23	10.0	0.60	0.82	23	655.0	12.58	18.55	72.86
24	8.1	0.49	1.31	24	413.6	7.94	11.71	84.57
25	14.0	0.84	2.15	25	322.8	6.20	9.14	93.71
26	14.7	0.88	3.04	26	116.0	2.23	3.28	96.99
27	43.3	2.60	5.64	27	73.7	1.42	2.09	99.08
28	66.3	3.99	9.63	28	26.0	0.50	0.74	99.81
29	71.9	4.32	13.95	29	5.0	0.10	0.14	99.95
30	107.5	6.47	20.42	30	1.6	0.03	0.05	100.00
31	112.5	6.77	27.18	31	0.0	0.00	0.00	100.00
32	158.7	9.54	36.73	32	0.0	0.00	0.00	100.00
33	177.1	10.65	47.38	Total	5208.3	100	100	
34	183.6	11.04	58.42	Hull wt	1525.9			
35	145.4	8.74	67.17	Wt w/o SS	3531.8			
36	112.0	6.74	73.90	Percent Hulls		22.66		
37	117.7	7.08	80.98	Percent Meats		77.34		
38	71.7	4.31	85.30			100		
39	62.4	3.75	89.05					
40	29.5	1.77	90.82					
41	58.7	3.53	94.35					
42	55.5	3.34	97.69					
44	18.2	1.09	98.79					
46	16.2	0.97	99.76					
48	4.0	0.24	100.00					
POD WT.	1662.7							



LOCATION 70 UPPT 2004 SIZE DISTRIBUTION CUMULATIVE WEIGHT PERCENT TABLE

N01013T

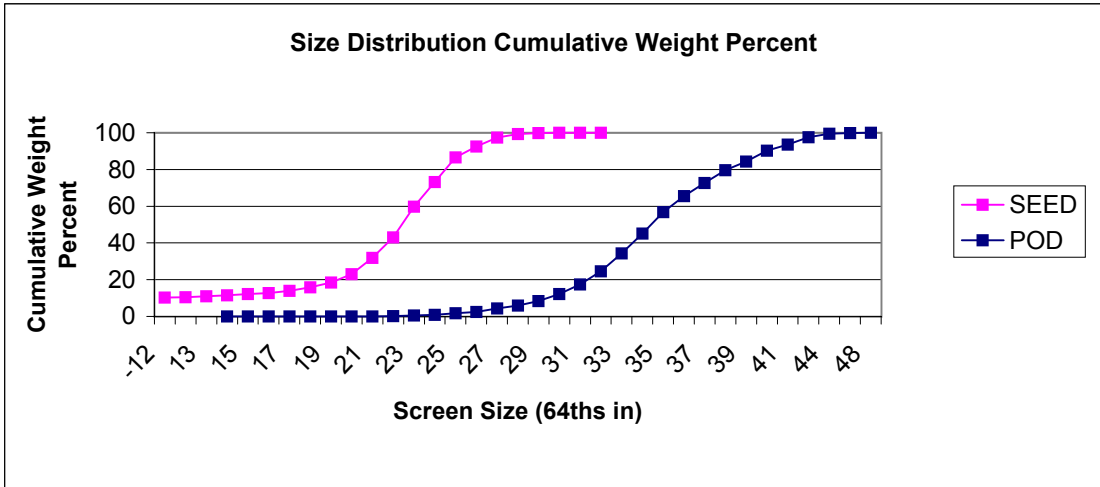
POD				SEED				
SCREEN SIZE	Weight	Wt %	Cum. Wt. %	SCREEN SIZE	Weight	Wt %	Wt % w/o SS	Cum. Wt %
				SS	1687.3	31.26	---	---
				-12 & -20R	329.8	6.11	8.89	8.89
				12	21.1	0.39	0.57	9.46
				13	21.1	0.39	0.57	10.03
14	0.0	0.00	0.00	14	23.2	0.43	0.63	10.65
15	0.0	0.00	0.00	15	32.9	0.61	0.89	11.54
16	0.0	0.00	0.00	16	35.7	0.66	0.96	12.50
17	0.0	0.00	0.00	17	59.9	1.11	1.61	14.12
18	0.0	0.00	0.00	18	96.9	1.80	2.61	16.73
19	0.2	0.01	0.01	19	141.5	2.62	3.81	20.54
20	0.5	0.03	0.04	20	270.5	5.01	7.29	27.84
21	4.2	0.23	0.27	21	533.8	9.89	14.39	42.22
22	7.5	0.41	0.68	22	560.9	10.39	15.12	57.34
23	11.8	0.65	1.33	23	630.4	11.68	16.99	74.34
24	11.7	0.64	1.98	24	428.8	7.95	11.56	85.90
25	24.8	1.37	3.34	25	324.7	6.02	8.75	94.65
26	41.3	2.28	5.62	26	114.5	2.12	3.09	97.74
27	66.8	3.68	9.30	27	62.5	1.16	1.68	99.42
28	100.2	5.52	14.82	28	17.3	0.32	0.47	99.89
29	119.6	6.59	21.41	29	2.7	0.05	0.07	99.96
30	137.4	7.57	28.98	30	1.5	0.03	0.04	100.00
31	121.0	6.67	35.65	31	0.0	0.00	0.00	100.00
32	186.5	10.27	45.92	32	0.0	0.00	0.00	100.00
33	224.8	12.38	58.31	Total	5397.0	100	100	
34	189.9	10.46	68.77	Hull wt	1596.3			
35	116.8	6.43	75.20	Wt w/o SS	3709.7			
36	110.8	6.10	81.31	Percent Hulls		22.83		
37	106.6	5.87	87.18	Percent Meats		77.17		
38	45.0	2.48	89.66			100		
39	54.4	3.00	92.66					
40	42.1	2.32	94.98					
41	49.9	2.75	97.72					
42	37.8	2.08	99.81					
44	3.5	0.19	100.00					
46	0.0	0.00	100.00					
48	0.0	0.00	100.00					
POD WT.	1815.1							



LOCATION 70 UPPT 2004 SIZE DISTRIBUTION CUMULATIVE WEIGHT PERCENT TABLE

N02006

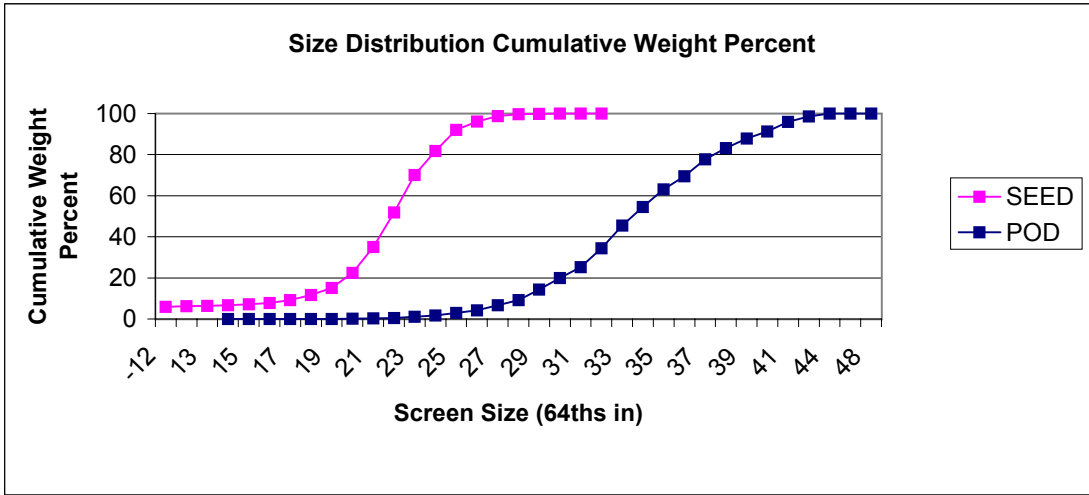
POD				SEED				
SCREEN SIZE	Weight	Wt %	Cum. Wt. %	SCREEN SIZE	Weight	Wt %	Wt % w/o SS	Cum. Wt %
				SS	1995.0	39.16	---	---
				-12 & -20R	316.5	6.21	10.21	10.21
				12	10.1	0.20	0.33	10.54
				13	15.4	0.30	0.50	11.03
14	0.0	0.00	0.00	14	13.9	0.27	0.45	11.48
15	0.0	0.00	0.00	15	20.5	0.40	0.66	12.14
16	0.0	0.00	0.00	16	18.1	0.36	0.58	12.73
17	0.0	0.00	0.00	17	40.1	0.79	1.29	14.02
18	0.0	0.00	0.00	18	56.8	1.11	1.83	15.85
19	0.0	0.00	0.00	19	79.7	1.56	2.57	18.42
20	0.0	0.00	0.00	20	139.1	2.73	4.49	22.91
21	1.4	0.08	0.08	21	278.1	5.46	8.97	31.88
22	3.1	0.18	0.26	22	347.7	6.82	11.22	43.10
23	3.3	0.19	0.45	23	513.8	10.08	16.58	59.67
24	7.3	0.42	0.87	24	416.0	8.17	13.42	73.10
25	14.2	0.82	1.68	25	420.1	8.25	13.55	86.65
26	13.5	0.78	2.46	26	183.4	3.60	5.92	92.56
27	31.7	1.82	4.28	27	150.5	2.95	4.86	97.42
28	27.2	1.56	5.84	28	58.7	1.15	1.89	99.31
29	45.3	2.60	8.44	29	14.9	0.29	0.48	99.79
30	66.0	3.79	12.24	30	4.8	0.09	0.15	99.95
31	90.4	5.19	17.43	31	1.6	0.03	0.05	100.00
32	123.7	7.11	24.54	32	0.0	0.00	0.00	100.00
33	171.4	9.85	34.38	Total	5094.8	100	100	
34	187.8	10.79	45.17	Hull wt	1631.2			
35	201.3	11.56	56.74	Wt w/o SS	3099.8			
36	151.6	8.71	65.44	Percent Hulls		24.25		
37	124.3	7.14	72.59	Percent Meats		75.75		
38	120.9	6.95	79.53			100		
39	83.8	4.81	84.35					
40	102.1	5.87	90.21					
41	57.7	3.31	93.53					
42	69.1	3.97	97.50					
44	33.4	1.92	99.41					
46	5.7	0.33	99.74					
48	4.5	0.26	100.00					
POD WT.	1740.7							



LOCATION 70 UPPT 2004 SIZE DISTRIBUTION CUMULATIVE WEIGHT PERCENT TABLE

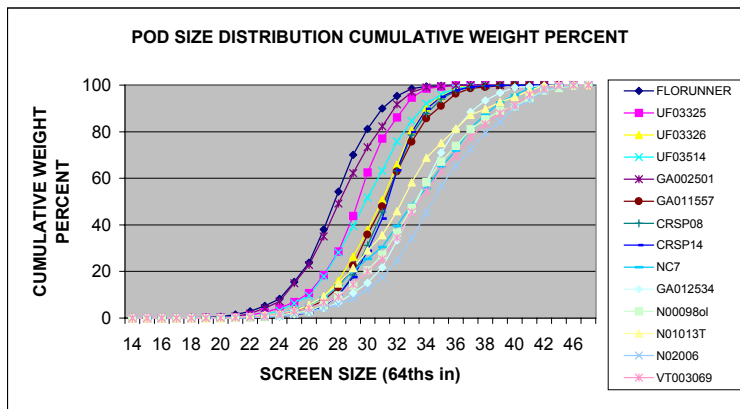
VT003069

POD				SEED				
SCREEN SIZE	Weight	Wt %	Cum. Wt. %	SCREEN SIZE	Weight	Wt %	Wt % w/o SS	Cum. Wt %
				SS	1687.5	30.74	---	---
				-12 & -20R	225.6	4.11	5.93	5.93
				12	9.2	0.17	0.24	6.18
				13	8.2	0.15	0.22	6.39
14	0.0	0.00	0.00	14	11.2	0.20	0.29	6.69
15	0.0	0.00	0.00	15	16.7	0.30	0.44	7.13
16	0.0	0.00	0.00	16	25.8	0.47	0.68	7.80
17	0.0	0.00	0.00	17	54.7	1.00	1.44	9.24
18	0.7	0.04	0.04	18	95.2	1.73	2.50	11.75
19	0.4	0.02	0.06	19	130.0	2.37	3.42	15.17
20	1.0	0.06	0.12	20	278.3	5.07	7.32	22.49
21	3.2	0.18	0.30	21	480.1	8.75	12.63	35.11
22	4.3	0.24	0.54	22	634.6	11.56	16.69	51.81
23	8.4	0.47	1.02	23	694.2	12.65	18.26	70.06
24	12.5	0.71	1.72	24	444.4	8.10	11.69	81.75
25	22.2	1.25	2.97	25	392.2	7.14	10.32	92.07
26	23.2	1.31	4.28	26	155.7	2.84	4.10	96.17
27	43.6	2.46	6.74	27	97.1	1.77	2.55	98.72
28	42.4	2.39	9.13	28	38.2	0.70	1.00	99.72
29	93.1	5.25	14.39	29	7.3	0.13	0.19	99.92
30	99.4	5.61	20.00	30	3.2	0.06	0.08	100.00
31	92.5	5.22	25.21	31	0.0	0.00	0.00	100.00
32	163.7	9.24	34.45	32	0.0	0.00	0.00	100.00
33	195.6	11.04	45.49	Total	5489.4	100	100	
34	160.6	9.06	54.55	Hull wt	1425.6			
35	152.0	8.58	63.12	Wt w/o SS	3801.9			
36	112.2	6.33	69.45	Percent Hulls		20.62		
37	147.7	8.33	77.79	Percent Meats		79.38		
38	96.7	5.46	83.24			100		
39	82.0	4.63	87.87					
40	61.2	3.45	91.32					
41	80.8	4.56	95.88					
42	46.9	2.65	98.53					
44	26.1	1.47	100.00					
46	0.0	0.00	100.00					
48	0.0	0.00	100.00					
POD WT.	1772.4							



LOCATION 70 UPPT 2004 POD SIZE DISTRIBUTION CUMULATIVE WEIGHT PERCENT TABLE

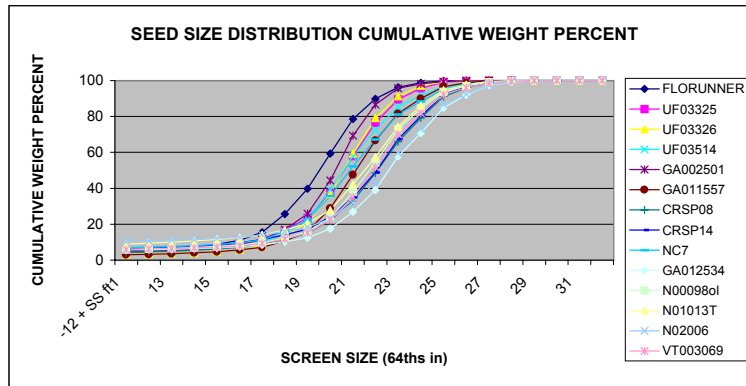
SCREEN SIZE	ENTRY NUMBER													
	FLORUNNER	UF03325	UF03326	UF03514	GA002501	GA011557	CRSP08	CRSP14	NC7	GA012534	N00098ol	N01013T	N02006	VT003069
14	0.00	0.00	0.00	0.00	0.00	0.00	0.00	0.00	0.00	0.00	0.00	0.00	0.00	0.00
15	0.00	0.00	0.00	0.00	0.00	0.00	0.00	0.00	0.00	0.00	0.00	0.00	0.00	0.00
16	0.01	0.00	0.00	0.00	0.00	0.00	0.00	0.00	0.00	0.00	0.00	0.00	0.00	0.00
17	0.04	0.00	0.00	0.00	0.00	0.00	0.00	0.00	0.00	0.00	0.00	0.00	0.00	0.00
18	0.15	0.01	0.01	0.00	0.02	0.00	0.00	0.00	0.04	0.00	0.00	0.00	0.00	0.04
19	0.32	0.10	0.01	0.02	0.11	0.00	0.00	0.00	0.13	0.00	0.01	0.01	0.00	0.06
20	0.54	0.17	0.01	0.10	0.21	0.02	0.02	0.00	0.24	0.00	0.02	0.04	0.00	0.12
21	1.44	0.46	0.12	0.26	0.73	0.15	0.05	0.10	0.38	0.07	0.09	0.27	0.08	0.30
22	2.84	1.23	0.35	0.75	1.97	0.30	0.17	0.28	0.75	0.20	0.22	0.68	0.26	0.54
23	5.23	2.48	0.75	1.51	4.21	0.64	0.46	0.53	1.33	0.53	0.82	1.33	0.45	1.02
24	8.24	4.33	1.40	3.15	7.10	1.62	0.71	0.89	1.88	0.86	1.31	1.98	0.87	1.72
25	15.49	6.87	2.72	6.35	15.03	2.89	1.65	1.43	3.69	1.61	2.15	3.34	1.68	2.97
26	23.82	10.72	4.97	9.68	22.84	4.46	2.91	2.35	5.61	2.66	3.04	5.62	2.46	4.28
27	38.08	18.39	9.34	17.92	35.02	7.56	5.45	5.07	8.79	4.23	5.64	9.30	4.28	6.74
28	54.32	28.53	16.11	28.13	49.15	13.19	9.63	9.82	13.88	6.57	9.63	14.82	5.84	9.13
29	70.02	43.76	26.38	39.37	62.25	22.47	18.61	17.65	20.18	10.70	13.95	21.41	8.44	14.39
30	81.17	62.56	37.71	51.77	73.31	35.91	31.25	28.84	25.48	15.10	20.42	28.98	12.24	20.00
31	90.04	77.06	50.71	63.22	82.24	47.97	45.47	42.72	30.49	21.71	27.18	35.65	17.43	25.21
32	95.35	86.16	65.74	75.88	91.77	62.87	63.23	63.49	39.59	33.39	36.73	45.92	24.54	34.45
33	98.44	94.60	80.51	84.64	96.93	75.68	78.52	79.81	48.80	45.93	47.38	58.31	34.38	45.49
34	99.40	98.45	90.42	92.05	99.10	85.70	87.81	89.77	55.79	58.56	58.42	68.77	45.17	54.55
35	99.75	99.29	95.25	95.99	99.54	91.07	93.98	94.91	64.90	71.00	67.17	75.20	56.74	63.12
36	100.00	99.86	99.28	98.60	99.90	96.33	97.62	97.82	72.00	80.95	73.90	81.31	65.44	69.45
37	100.00	99.86	99.56	99.51	100.00	98.69	99.14	99.12	81.61	88.51	80.98	87.18	72.59	77.79
38	100.00	100.00	99.87	99.76	100.00	99.20	99.75	99.61	87.35	93.40	85.30	89.66	79.53	83.24
39	100.00	100.00	100.00	100.00	100.00	99.74	99.85	99.80	92.61	96.71	89.05	92.66	84.35	87.87
40	100.00	100.00	100.00	100.00	100.00	100.00	100.00	99.80	95.76	99.06	90.82	94.98	90.21	91.32
41	100.00	100.00	100.00	100.00	100.00	100.00	100.00	100.00	98.64	99.40	94.35	97.72	93.53	95.88
42	100.00	100.00	100.00	100.00	100.00	100.00	100.00	100.00	99.58	99.79	97.69	99.81	97.50	98.53
44	100.00	100.00	100.00	100.00	100.00	100.00	100.00	100.00	100.00	100.00	98.79	100.00	99.41	100.00
46	100.00	100.00	100.00	100.00	100.00	100.00	100.00	100.00	100.00	100.00	99.76	100.00	99.74	100.00
48	100.00	100.00	100.00	100.00	100.00	100.00	100.00	100.00	100.00	100.00	100.00	100.00	100.00	100.00



LOCATION 70 UPPT 2004 SEED SIZE DISTRIBUTION CUMULATIVE WEIGHT PERCENT TABLE

SCREEN SIZE	ENTRY NUMBER														
	FLORUNNER	UF03325	UF03326	UF03514	GA002501	GA011557	CRSP08	CRSP14	NC7	GA012534	N000980l	N01013T	N02006	VT003069	
-12 + SS ft1	5.32	5.83	3.26	4.58	4.43	2.98	4.28	6.13	6.94	5.72	5.92	8.89	10.21	5.93	
12	5.65	6.10	3.46	4.88	4.84	3.19	4.65	6.53	7.22	5.92	6.21	9.46	10.54	6.18	
13	6.26	6.59	3.68	5.36	5.34	3.49	5.04	7.03	7.59	6.08	6.56	10.03	11.03	6.39	
14	7.04	7.25	4.07	5.94	6.03	4.06	5.58	7.76	8.05	6.45	6.98	10.65	11.48	6.69	
15	8.76	8.15	4.75	6.64	6.98	4.67	6.21	8.46	8.75	6.80	7.59	11.54	12.14	7.13	
16	11.05	9.50	5.76	7.91	8.49	5.63	7.19	9.60	9.61	7.49	8.30	12.50	12.73	7.80	
17	15.46	11.65	7.63	9.70	11.39	7.15	9.02	11.34	11.27	8.54	9.77	14.12	14.02	9.24	
18	25.65	16.33	13.28	14.91	16.95	10.61	11.66	14.11	16.11	10.14	12.00	16.73	15.85	11.75	
19	39.75	23.47	21.20	22.79	25.80	15.95	14.96	17.22	22.54	12.54	15.85	20.54	18.42	15.17	
20	59.31	37.39	36.89	39.20	44.46	28.96	22.21	24.07	35.74	17.52	23.35	27.84	22.91	22.49	
21	78.63	58.01	59.37	57.63	69.35	47.61	32.99	34.93	52.22	26.83	37.97	42.22	31.88	35.11	
22	89.93	76.46	79.23	72.55	86.70	66.68	48.45	48.89	67.19	39.04	54.31	57.34	43.10	51.81	
23	96.32	89.54	91.20	85.46	95.69	81.67	65.99	67.37	81.09	57.67	72.86	74.34	59.67	70.06	
24	98.78	95.76	97.18	91.70	98.17	89.93	79.06	80.23	88.43	70.79	84.57	85.90	73.10	81.75	
25	99.81	99.16	99.33	96.55	99.53	96.68	91.01	92.22	95.22	84.84	93.71	94.65	86.65	92.07	
26	99.98	99.89	99.86	98.21	99.85	98.76	95.82	96.54	97.85	91.89	96.99	97.74	92.56	96.17	
27	100.00	99.97	99.95	99.48	99.97	99.76	98.75	99.24	99.42	97.30	99.08	99.42	97.42	98.72	
28	100.00	100.00	100.00	99.87	99.97	99.97	99.80	100.00	99.84	99.13	99.81	99.89	99.31	99.72	
29	100.00	100.00	100.00	99.95	100.00	99.97	99.89	100.00	100.00	99.74	99.95	99.96	99.79	99.92	
30	100.00	100.00	100.00	100.00	100.00	100.00	100.00	100.00	100.00	99.96	100.00	100.00	99.95	100.00	
31	100.00	100.00	100.00	100.00	100.00	100.00	100.00	100.00	100.00	100.00	100.00	100.00	100.00	100.00	
32	100.00	100.00	100.00	100.00	100.00	100.00	100.00	100.00	100.00	100.00	100.00	100.00	100.00	100.00	

1 SS ft IS -17R, -20R, OR -16R FOR RUNNER, VIRGINIA OR SPANISH MARKET TYPES, RESPECTIVELY



LOCATION 70 UPPT 2004 SEED COUNT/POUND TABLE

FLORUNNER

Weight of 100 seed

	Wt (g)	Wt of 1 seed	Count/lb
Jumbo	68.6	0.686	661
Medium	55.4	0.554	819
Number 1	35.9	0.359	1264
Splits	25.1	0.251	1807

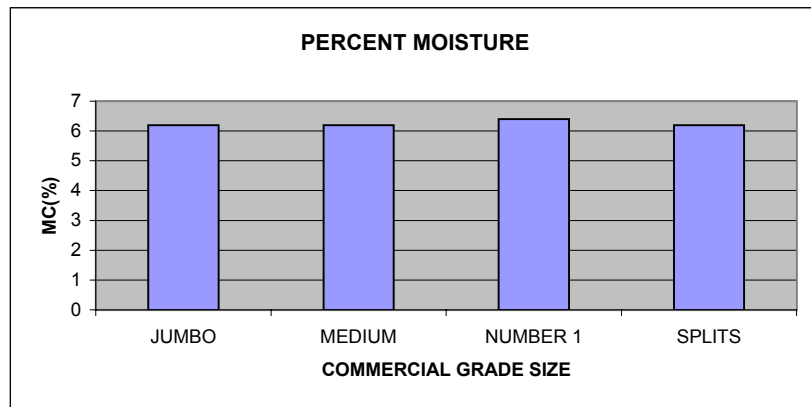
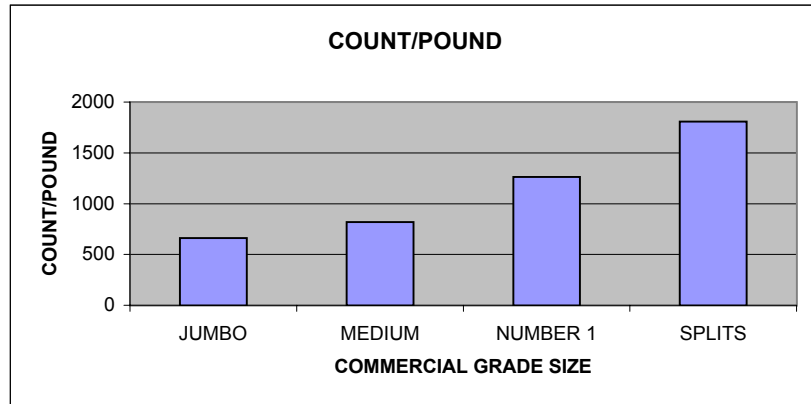
LOCATION 70 SEED MOISTURE CONTENT TABLE

FLORUNNER

GAC 2000 Percent Moisture & Density

	MC*	kg/hl
Jumbo	6.2	59.2
Medium	6.2	60.6
Number 1	6.4	61.9
Splits	6.2	58.3

* NA INDICATES THAT THERE WAS NOT ENOUGH MATERIAL FOR THE GAC 2000 TO READ



LOCATION 70 UPPT 2004 SEED COUNT/POUND TABLE

UF03325

Weight of 100 seed

	Wt (g)	Wt of 1 seed	Count/lb
Jumbo	78.7	0.787	576
Medium	57.5	0.575	789
Number 1	37.0	0.370	1226
Splits	31.2	0.312	1454

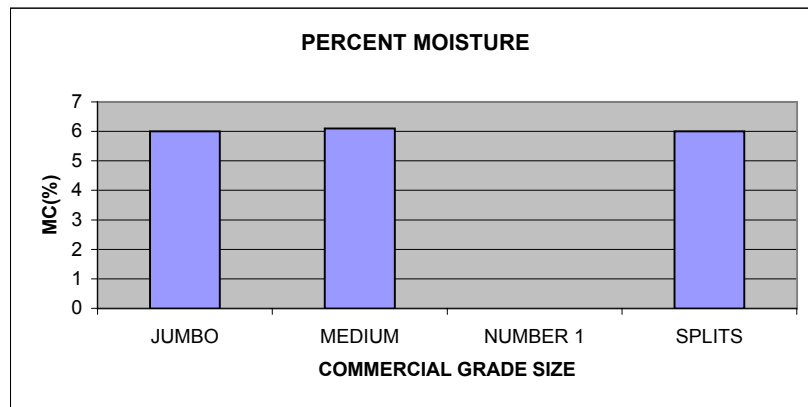
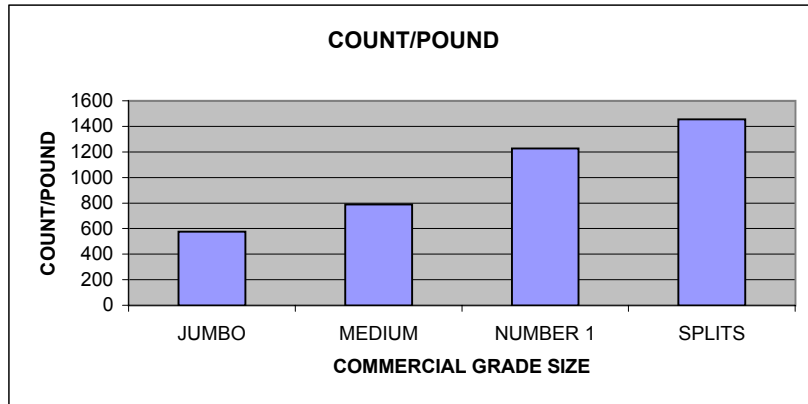
LOCATION 70 SEED MOISTURE CONTENT TABLE

UF03325

GAC 2000 Percent Moisture & Density

	MC*	kg/hl
Jumbo	6.0	57.2
Medium	6.1	59.8
Number 1	NA	NA
Splits	6.0	56.0

* NA INDICATES THAT THERE WAS NOT ENOUGH MATERIAL FOR THE GAC 2000 TO READ



LOCATION 70 UPPT 2004 SEED COUNT/POUND TABLE

UF03326

Weight of 100 seed

	Wt (g)	Wt of 1 seed	Count/lb
Jumbo	78.8	0.788	576
Medium	60.1	0.601	755
Number 1	36.6	0.366	1239
Splits	32.2	0.322	1409

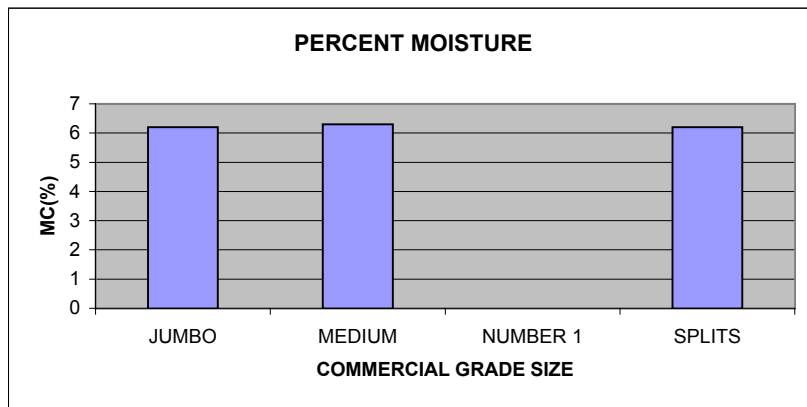
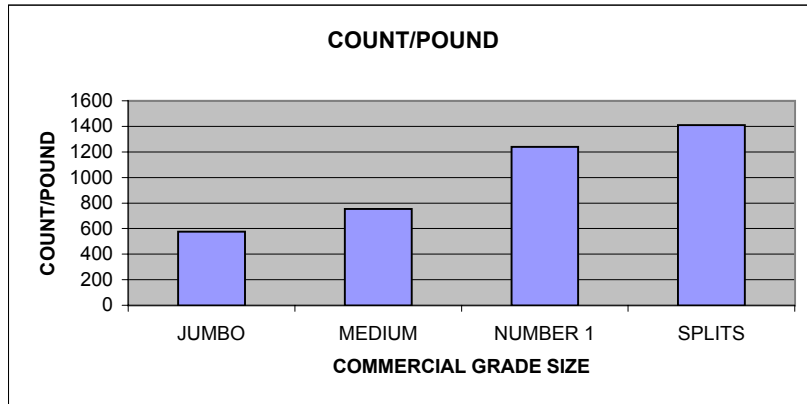
LOCATION 70 SEED MOISTURE CONTENT TABLE

UF03326

GAC 2000 Percent Moisture & Density

	MC*	kg/hl
Jumbo	6.2	58.6
Medium	6.3	60.9
Number 1	NA	NA
Splits	6.2	59.0

* NA INDICATES THAT THERE WAS NOT ENOUGH MATERIAL FOR THE GAC 2000 TO READ



LOCATION 70 UPPT 2004 SEED COUNT/POUND TABLE

UF03514

Weight of 100 seed

	Wt (g)	Wt of 1 seed	Count/lb
Jumbo	70.4	0.704	644
Medium	52.3	0.523	867
Number 1	34.8	0.348	1303
Splits	26.4	0.264	1718

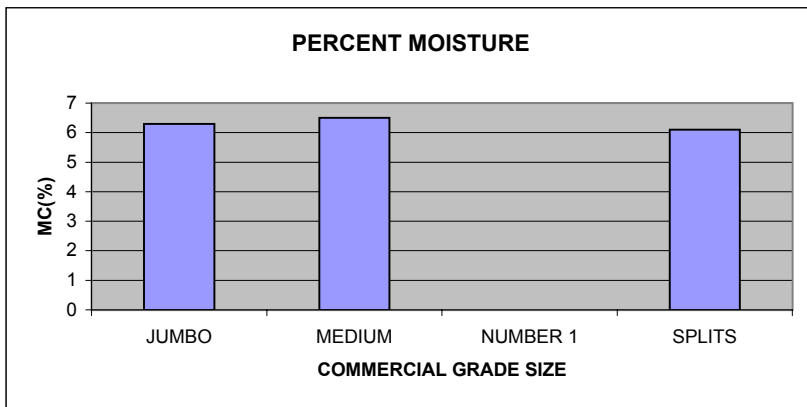
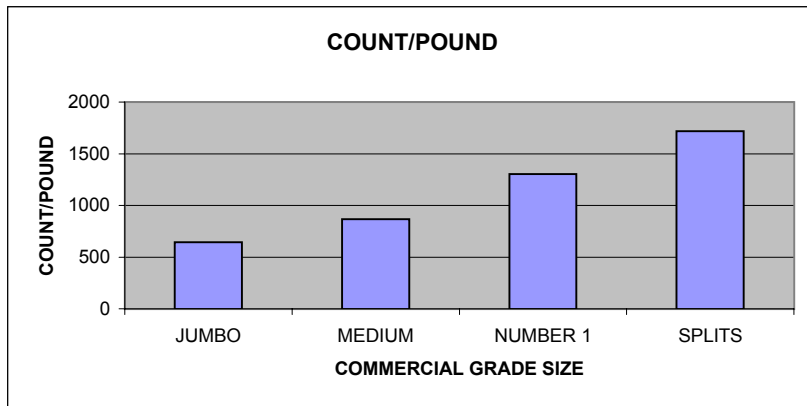
LOCATION 70 SEED MOISTURE CONTENT TABLE

UF03514

GAC 2000 Percent Moisture & Density

	MC*	kg/hl
Jumbo	6.3	56.1
Medium	6.5	59.8
Number 1	NA	NA
Splits	6.1	55.1

* NA INDICATES THAT THERE WAS NOT ENOUGH MATERIAL FOR THE GAC 2000 TO READ



LOCATION 70 UPPT 2004 SEED COUNT/POUND TABLE

GA002501

Weight of 100 seed

	Wt (g)	Wt of 1 seed	Count/lb
Jumbo	70.8	0.708	641
Medium	56.5	0.565	803
Number 1	34.2	0.342	1326
Splits	27.6	0.276	1643

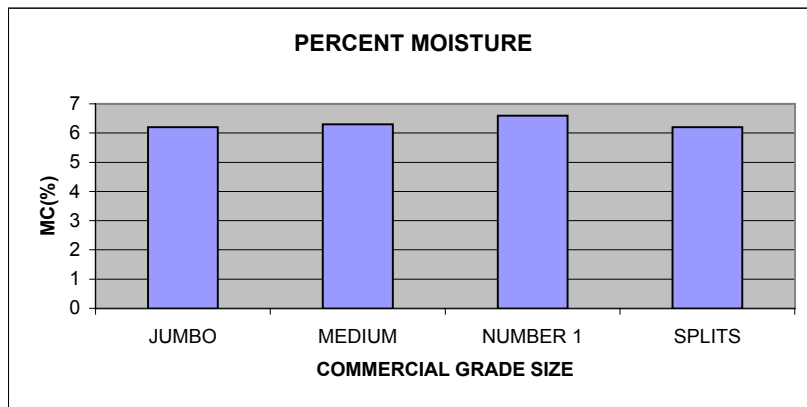
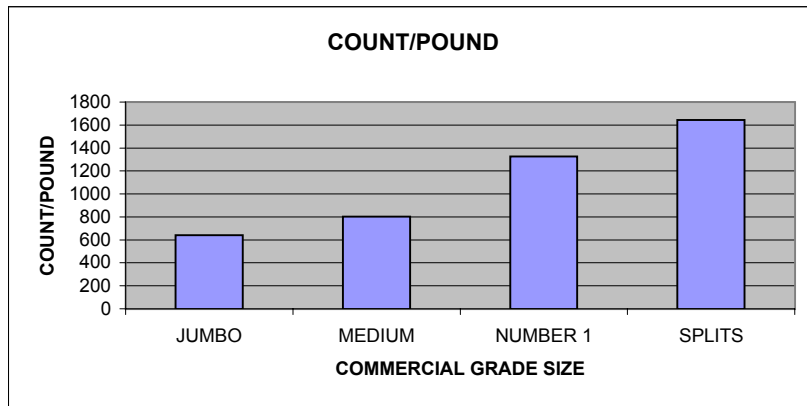
LOCATION 70 SEED MOISTURE CONTENT TABLE

GA002501

GAC 2000 Percent Moisture & Density

	MC*	kg/hl
Jumbo	6.2	57.8
Medium	6.3	58.8
Number 1	6.6	NA
Splits	6.2	58.2

* NA INDICATES THAT THERE WAS NOT ENOUGH MATERIAL FOR THE GAC 2000 TO READ



LOCATION 70 UPPT 2004 SEED COUNT/POUND TABLE

GA011557

Weight of 100 seed

	Wt (g)	Wt of 1 seed	Count/lb
Jumbo	78.9	0.789	575
Medium	58.4	0.584	777
Number 1	36.5	0.365	1243
Splits	33.0	0.330	1375

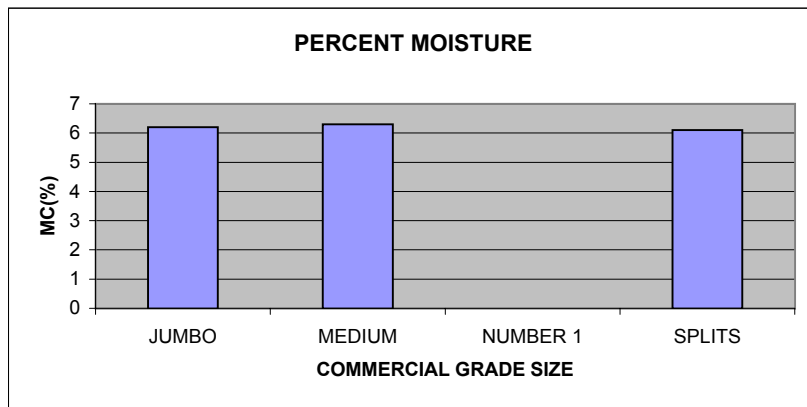
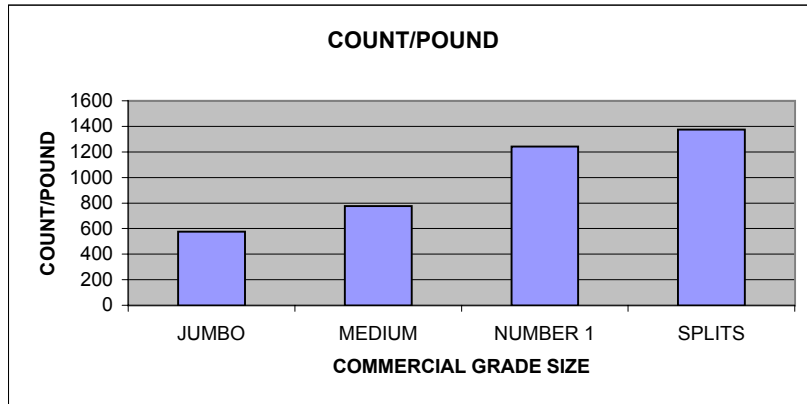
LOCATION 70 SEED MOISTURE CONTENT TABLE

GA011557

GAC 2000 Percent Moisture & Density

	MC*	kg/hl
Jumbo	6.2	58.3
Medium	6.3	60.3
Number 1	NA	NA
Splits	6.1	57.1

* NA INDICATES THAT THERE WAS NOT ENOUGH MATERIAL FOR THE GAC 2000 TO READ



LOCATION 70 UPPT 2004 SEED COUNT/POUND TABLE

CRSP08

Weight of 100 seed

	Wt (g)	Wt of 1 seed	Count/lb
Jumbo	80.5	0.805	563
Medium	54.3	0.543	835
Number 1	34.9	0.349	1300
Splits	33.0	0.330	1375

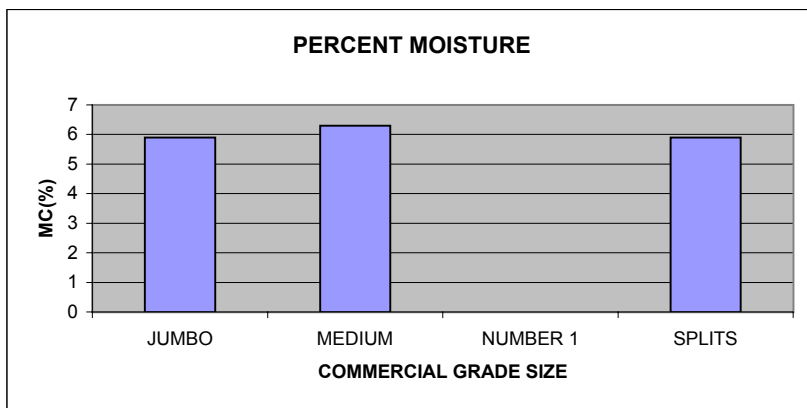
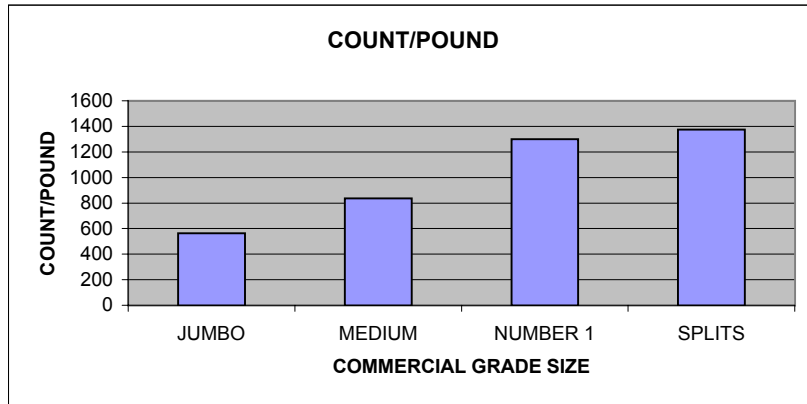
LOCATION 70 SEED MOISTURE CONTENT TABLE

CRSP08

GAC 2000 Percent Moisture & Density

	MC*	kg/hl
Jumbo	5.9	58.7
Medium	6.3	61.3
Number 1	NA	NA
Splits	5.9	57.1

* NA INDICATES THAT THERE WAS NOT ENOUGH MATERIAL FOR THE GAC 2000 TO READ



LOCATION 70 UPPT 2004 SEED COUNT/POUND TABLE

CRSP14

Weight of 100 seed

	Wt (g)	Wt of 1 seed	Count/lb
Jumbo	78.3	0.783	579
Medium	53.3	0.533	851
Number 1	35.7	0.357	1271
Splits	33.0	0.330	1375

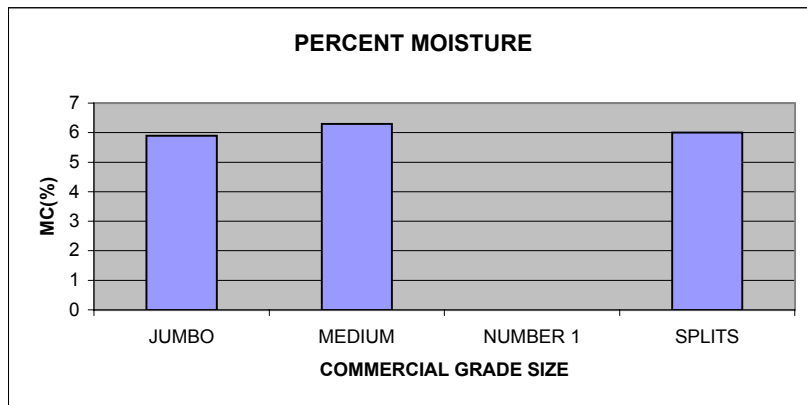
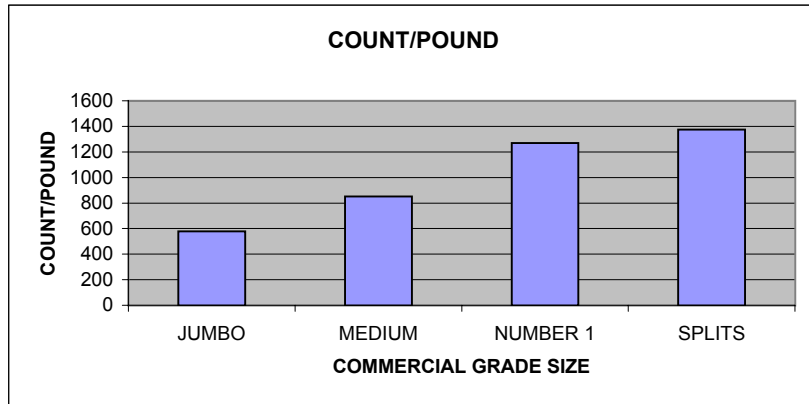
LOCATION 70 SEED MOISTURE CONTENT TABLE

CRSP14

GAC 2000 Percent Moisture & Density

	MC*	kg/hl
Jumbo	5.9	60.2
Medium	6.3	60.1
Number 1	NA	NA
Splits	6.0	57.2

* NA INDICATES THAT THERE WAS NOT ENOUGH MATERIAL FOR THE GAC 2000 TO READ



LOCATION 70 UPPT 2004 SEED COUNT/POUND TABLE

NC7

Weight of 100 seed

	Wt (g)	Wt of 1 seed	Count/lb
ELK	91.0	0.910	498
Medium	58.1	0.581	781
Number 1	37.2	0.372	1219
Splits	38.2	0.382	1187

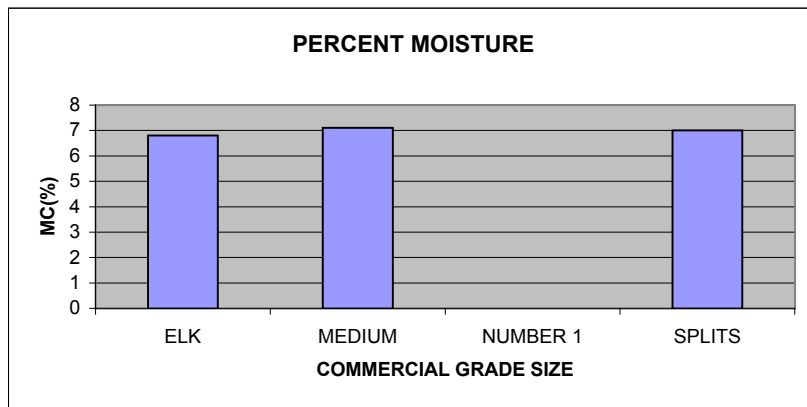
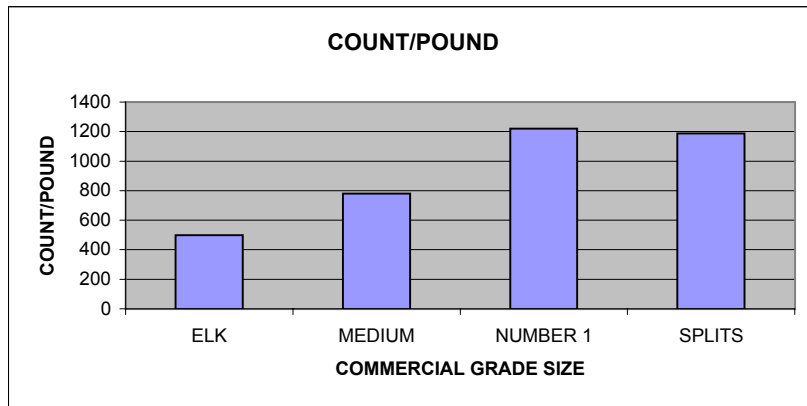
LOCATION 70 SEED MOISTURE CONTENT TABLE

NC7

GAC 2000 Percent Moisture & Density

	MC*	kg/hl
ELK	6.8	58.6
Medium	7.1	60.4
Number 1	NA	NA
Splits	7.0	57.4

* NA INDICATES THAT THERE WAS NOT ENOUGH MATERIAL FOR THE GAC 2000 TO READ



LOCATION 70 UPPT 2004 SEED COUNT/POUND TABLE

GA012534

Weight of 100 seed

	Wt (g)	Wt of 1 seed	Count/lb
ELK	87.6	0.876	518
Medium	45.4	0.454	999
Number 1	31.4	0.314	1445
Splits	39.5	0.395	1148

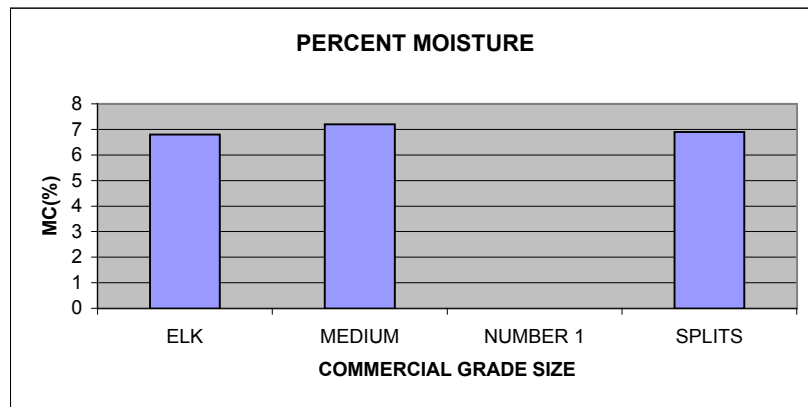
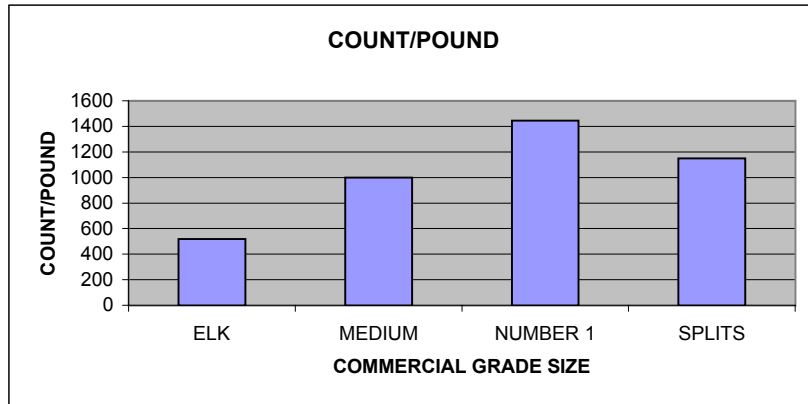
LOCATION 70 SEED MOISTURE CONTENT TABLE

GA012534

GAC 2000 Percent Moisture & Density

	MC*	kg/hl
ELK	6.8	58.1
Medium	7.2	NA
Number 1	NA	NA
Splits	6.9	57.3

* NA INDICATES THAT THERE WAS NOT ENOUGH MATERIAL FOR THE GAC 2000 TO READ



LOCATION 70 UPPT 2004 SEED COUNT/POUND TABLE

N00098ol

Weight of 100 seed

	Wt (g)	Wt of 1 seed	Count/lb
ELK	104.2	1.042	435
Medium	63.2	0.632	718
Number 1	38.5	0.385	1178
Splits	46.6	0.466	973

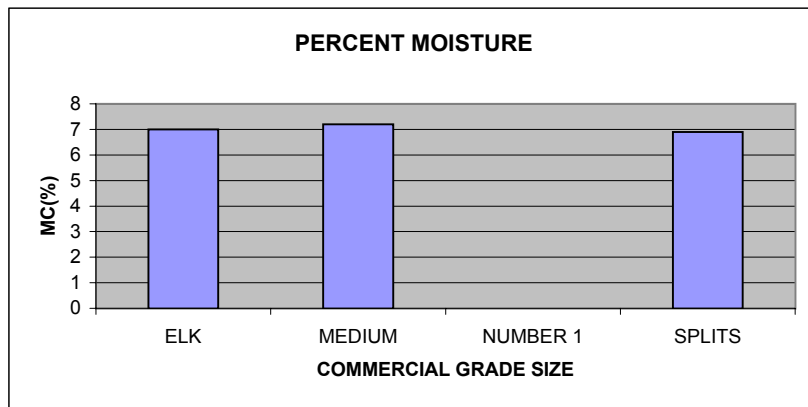
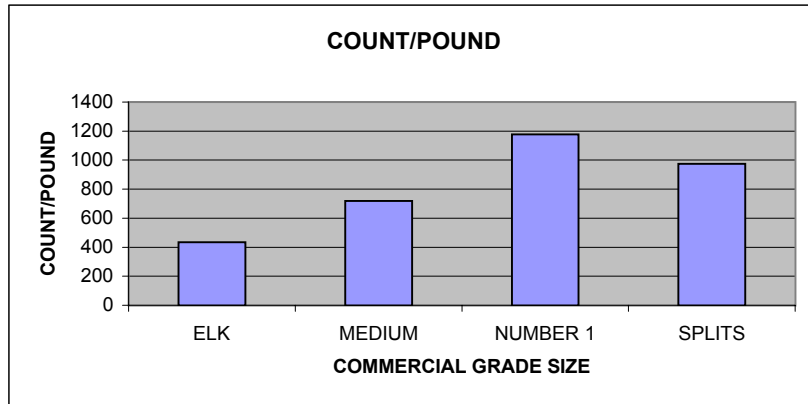
LOCATION 70 SEED MOISTURE CONTENT TABLE

N00098ol

GAC 2000 Percent Moisture & Density

	MC*	kg/hl
ELK	7.0	59.4
Medium	7.2	59.3
Number 1	NA	NA
Splits	6.9	58.4

* NA INDICATES THAT THERE WAS NOT ENOUGH MATERIAL FOR THE GAC 2000 TO READ



LOCATION 70 UPPT 2004 SEED COUNT/POUND TABLE

N01013T

Weight of 100 seed

	Wt (g)	Wt of 1 seed	Count/lb
ELK	94.1	0.941	482
Medium	53.9	0.539	842
Number 1	35.6	0.356	1274
Splits	42.9	0.429	1057

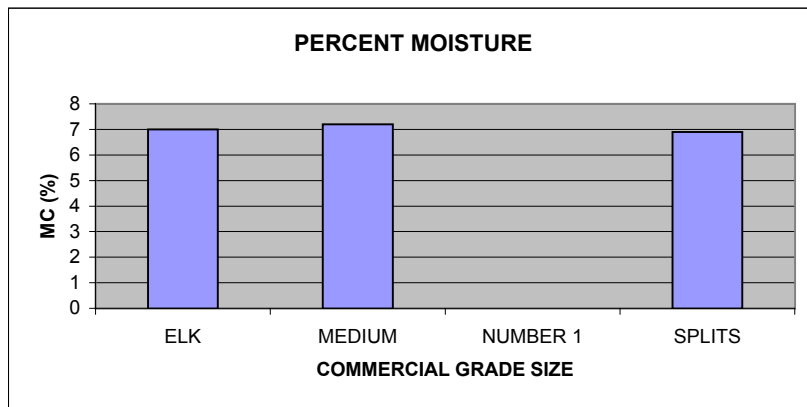
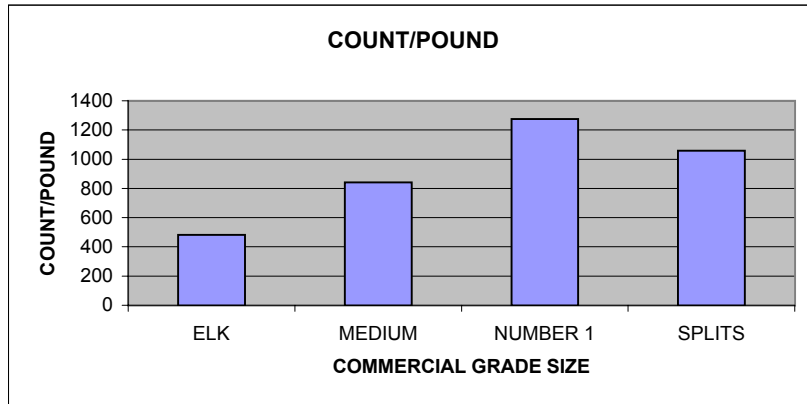
LOCATION 70 SEED MOISTURE CONTENT TABLE

N01013T

GAC 2000 Percent Moisture & Density

	MC*	kg/hl
ELK	7.0	56.3
Medium	7.2	59.6
Number 1	NA	NA
Splits	6.9	58.1

* NA INDICATES THAT THERE WAS NOT ENOUGH MATERIAL FOR THE GAC 2000 TO READ



LOCATION 70 UPPT 2004 SEED COUNT/POUND TABLE

N02006

Weight of 100 seed

	Wt (g)	Wt of 1 seed	Count/lb
ELK	99.3	0.993	457
Medium	56.9	0.569	797
Number 1	37.9	0.379	1197
Splits	44.4	0.444	1022

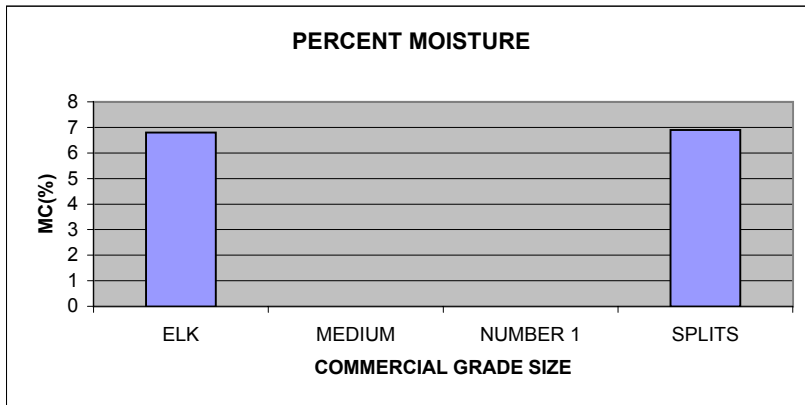
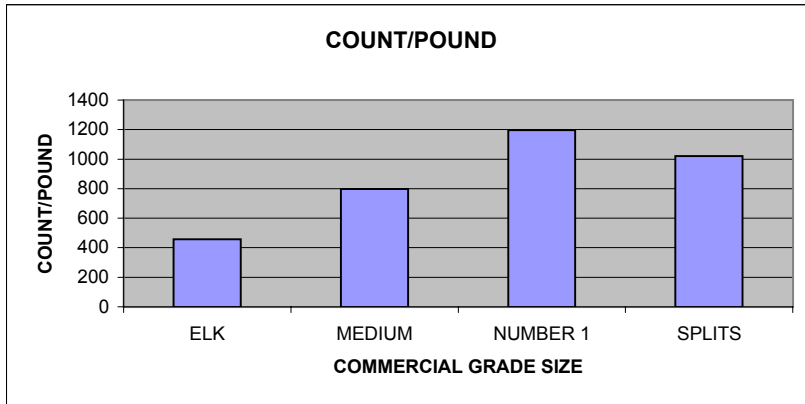
LOCATION 70 SEED MOISTURE CONTENT TABLE

N02006

GAC 2000 Percent Moisture & Density

	MC*	kg/hl
ELK	6.8	57.5
Medium	NA	NA
Number 1	NA	NA
Splits	6.9	55.1

* NA INDICATES THAT THERE WAS NOT ENOUGH MATERIAL FOR THE GAC 2000 TO READ



LOCATION 70 UPPT 2004 SEED COUNT/POUND TABLE

VT003069

Weight of 100 seed

	Wt (g)	Wt of 1 seed	Count/lb
ELK	110.8	1.108	409
Medium	58.8	0.588	771
Number 1	38.7	0.387	1172
Splits	47.3	0.473	959

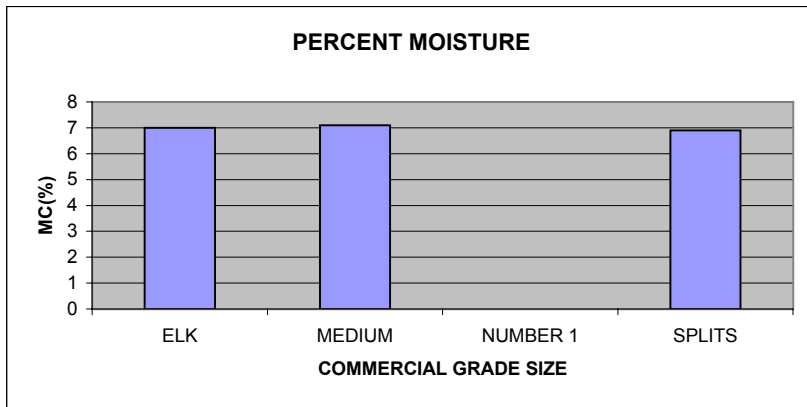
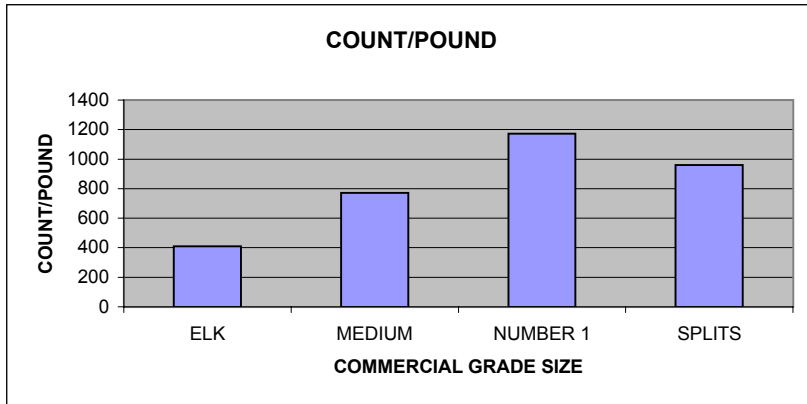
LOCATION 70 SEED MOISTURE CONTENT TABLE

VT003069

GAC 2000 Percent Moisture & Density

	MC*	kg/hl
ELK	7.0	55.5
Medium	7.1	60.4
Number 1	NA	NA
Splits	6.9	56.7

* NA INDICATES THAT THERE WAS NOT ENOUGH MATERIAL FOR THE GAC 2000 TO READ



LOCATION 70 UPPT 2004 SHELLING DATA

VARIETY: FLORUNNER DATE: DEC. 27, 2004

STAGE	GRATE		WEIGHT	TIME
1st	28	initial	6710.9	118 sec.
		grams shelled / min	1765.7	
2nd	25	unshelled	3238.3	126 sec.
		grams shelled / min	909.3	
3rd	22	unshelled	1328.8	151 sec.
		grams shelled / min	410.1	
4th	19	unshelled	296.6	73 sec.
		grams shelled / min	231.5	
5th	16	unshelled	14.9	5 sec.
		grams shelled / min	178.8	
6th		unshelled		
		grams shelled / min		
		Final grams unshelled	0.0	
		Total grams shelled	6710.9	7.88 min.
		Total grams shelled / min	851.3	
		HULLS	1414.6	

VARIETY: UF03325 DATE: DEC. 27, 2004

STAGE	GRATE		WEIGHT	TIME
1st	29	initial	6862.3	135 sec.
		grams shelled / min	1685.7	
2nd	26	unshelled	3069.4	122 sec.
		grams shelled / min	662.7	
3rd	23	unshelled	1721.9	209 sec.
		grams shelled / min	422.4	
4th	20	unshelled	250.5	94 sec.
		grams shelled / min	138.7	
5th	17	unshelled	33.2	14 sec.
		grams shelled / min	142.3	
6th		unshelled		
		grams shelled / min		
		Final grams unshelled	0.0	
		Total grams shelled	6862.3	9.57 min.
		Total grams shelled / min	717.3	
		HULLS	1439.7	

VARIETY: UF03326 DATE: DEC. 27, 2004

STAGE	GRATE		WEIGHT	TIME
1st	29	initial	6843.7	156 sec.
		grams shelled / min	1872.8	
2nd	26	unshelled	1974.3	112 sec.
		grams shelled / min	666.1	
3rd	23	unshelled	731.0	109 sec.
		grams shelled / min	347.2	
4th	20	unshelled	100.3	18 sec.
		grams shelled / min	298.7	
5th	17	unshelled	10.7	4 sec.
		grams shelled / min	160.5	
6th		unshelled		
		grams shelled / min		
		Final grams unshelled	0.0	
		Total grams shelled	6843.7	6.65 min.
		Total grams shelled / min	1029.1	
		HULLS	1597.8	

VARIETY: UF03514 DATE: DEC. 27, 2004

STAGE	GRATE		WEIGHT	TIME
1st	31	initial	6554.6	125 sec.
		grams shelled / min	2009.5	
2nd	28	unshelled	2368.2	74 sec.
		grams shelled / min	891.2	
3rd	25	unshelled	1269.1	83 sec.
		grams shelled / min	594.9	
4th	22	unshelled	446.2	78 sec.
		grams shelled / min	343.2	
5th	19	unshelled	54.9	15 sec.
		grams shelled / min	203.6	
6th	16	unshelled	4.0	2 sec.
		grams shelled / min	120.0	
		Final grams unshelled	0.0	
		Total grams shelled	6554.6	6.28 min.
		Total grams shelled / min	1043.2	
		HULLS	1415.3	

VARIETY: GA002501 DATE: DEC. 27, 2004

STAGE	GRATE		WEIGHT	TIME
1st	29	initial	6610.1	102 sec.
		grams shelled / min	1636.9	
2nd	26	unshelled	3827.4	113 sec.
		grams shelled / min	712.2	
3rd	23	unshelled	2486.1	226 sec.
		grams shelled / min	535.4	
4th	20	unshelled	469.6	87 sec.
		grams shelled / min	277.9	
5th	17	unshelled	66.7	19 sec.
		grams shelled / min	210.6	
6th		unshelled		
		grams shelled / min		
		Final grams unshelled	0.0	
		Total grams shelled	6610.1	9.12 min.
		Total grams shelled / min	725.1	
		HULLS	1385.8	

VARIETY: GA011557 DATE: DEC. 28, 2004

STAGE	GRATE		WEIGHT	TIME
1st	32	initial	6807.5	125 sec.
		grams shelled / min	2021.5	
2nd	29	unshelled	2596.0	75 sec.
		grams shelled / min	1172.0	
3rd	26	unshelled	1131.0	63 sec.
		grams shelled / min	543.0	
4th	23	unshelled	560.9	86 sec.
		grams shelled / min	343.3	
5th	20	unshelled	68.9	19 sec.
		grams shelled / min	177.5	
6th	17	unshelled	12.7	4 sec.
		grams shelled / min	190.5	
		Final grams unshelled	0.0	
		Total grams shelled	6807.5	6.20 min.
		Total grams shelled / min	1098.0	
		HULLS	1360.3	

LOCATION 70 UPPT 2004 SHELLING DATA

VARIETY: CRSP08 DATE: DEC. 28, 2004

STAGE	GRATE		WEIGHT	TIME
1st	32	initial	6706.3	122 sec.
		grams shelled / min	1923.8	
2nd	29	unshelled	2794.5	84 sec.
		grams shelled / min	1163.6	
3rd	26	unshelled	1165.5	74 sec.
		grams shelled / min	489.1	
4th	23	unshelled	562.3	115 sec.
		grams shelled / min	267.5	
5th	20	unshelled	49.6	14 sec.
		grams shelled / min	165.9	
6th	17	unshelled	10.9	4 sec.
		grams shelled / min	163.5	
		Final grams unshelled	0.0	
		Total grams shelled	6706.3	6.88 min.
		Total grams shelled / min	974.3	
		HULLS	1489.5	

VARIETY: CRSP14 DATE: DEC. 28, 2004

STAGE	GRATE		WEIGHT	TIME
1st	31	initial	6509.3	150 sec.
		grams shelled / min	1925.7	
2nd	28	unshelled	1695.1	76 sec.
		grams shelled / min	694.2	
3rd	25	unshelled	815.8	92 sec.
		grams shelled / min	393.3	
4th	22	unshelled	212.7	54 sec.
		grams shelled / min	202.6	
5th	19	unshelled	30.4	17 sec.
		grams shelled / min	107.3	
6th		unshelled		
		grams shelled / min		
		Final grams unshelled	0.0	
		Total grams shelled	6509.3	6.48 min.
		Total grams shelled / min	1004.0	
		HULLS	1532.4	

VARIETY: NC7 DATE: DEC. 28, 2004

STAGE	GRATE		WEIGHT	TIME
1st	31	initial	6695.0	141 sec.
		grams shelled / min	2271.7	
2nd	28	unshelled	1356.4	66 sec.
		grams shelled / min	576.3	
3rd	25	unshelled	722.5	61 sec.
		grams shelled / min	400.5	
4th	22	unshelled	315.3	55 sec.
		grams shelled / min	284.4	
5th	19	unshelled	54.6	14 sec.
		grams shelled / min	224.1	
6th		unshelled		
		grams shelled / min		
		Final grams unshelled	2.3	
		Total grams shelled	6695.0	5.62 min.
		Total grams shelled / min	1192.0	
		HULLS	1578.1	

VARIETY: GA012534 DATE: DEC. 28, 2004

STAGE	GRATE		WEIGHT	TIME
1st	32	initial	6512.5	137 sec.
		grams shelled / min	1986.3	
2nd	29	unshelled	1977.1	71 sec.
		grams shelled / min	923.0	
3rd	26	unshelled	884.9	70 sec.
		grams shelled / min	420.7	
4th	23	unshelled	394.1	79 sec.
		grams shelled / min	269.6	
5th	20	unshelled	39.1	12 sec.
		grams shelled / min	162.0	
6th		unshelled		
		grams shelled / min		
		Final grams unshelled	6.7	
		Total grams shelled	6512.5	6.15 min.
		Total grams shelled / min	1058.9	
		HULLS	1439.1	

VARIETY: N000980l DATE: DEC. 28, 2004

STAGE	GRATE		WEIGHT	TIME
1st	32	initial	6563.2	150 sec.
		grams shelled / min	1814.8	
2nd	29	unshelled	2026.2	65 sec.
		grams shelled / min	898.2	
3rd	26	unshelled	1053.1	66 sec.
		grams shelled / min	423.8	
4th	23	unshelled	586.9	104 sec.
		grams shelled / min	284.2	
5th	20	unshelled	94.3	19 sec.
		grams shelled / min	261.8	
6th	17	unshelled	11.4	5 sec.
		grams shelled / min	136.8	
		Final grams unshelled	0.0	
		Total grams shelled	6563.2	6.82 min.
		Total grams shelled / min	962.8	
		HULLS	1525.9	

VARIETY: N01013T DATE: DEC. 29, 2004

STAGE	GRATE		WEIGHT	TIME
1st	31	initial	6823.7	157 sec.
		grams shelled / min	2018.2	
2nd	28	unshelled	1542.7	67 sec.
		grams shelled / min	617.7	
3rd	25	unshelled	852.9	83 sec.
		grams shelled / min	346.5	
4th	22	unshelled	373.6	82 sec.
		grams shelled / min	223.5	
5th	19	unshelled	68.1	27 sec.
		grams shelled / min	147.1	
6th		unshelled		
		grams shelled / min		
		Final grams unshelled	1.9	
		Total grams shelled	6823.7	6.93 min.
		Total grams shelled / min	984.2	
		HULLS	1596.3	

LOCATION 70 UPPT 2004 SHELLING DATA

VARIETY: N02006

DATE: DEC. 29, 2004

VARIETY: VT003069

DATE: DEC. 29, 2004

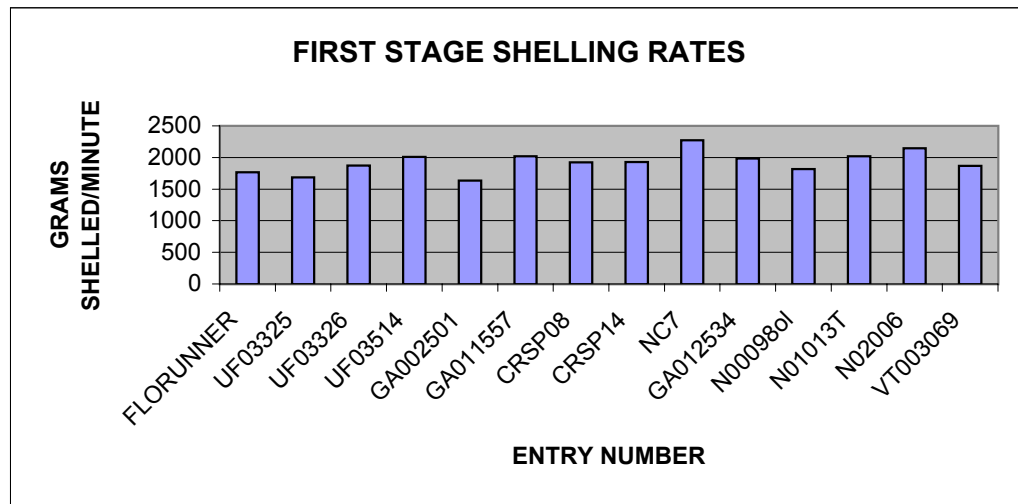
STAGE

	GRATE		WEIGHT	TIME
1st	33	initial	6555.9	150 sec.
		grams shelled / min	2144.2	
2nd	30	unshelled	1195.3	54 sec.
		grams shelled / min	608.3	
3rd	27	unshelled	647.8	58 sec.
		grams shelled / min	380.5	
4th	24	unshelled	280.0	54 sec.
		grams shelled / min	236.2	
5th	21	unshelled	67.4	20 sec.
		grams shelled / min	157.8	
6th	18	unshelled	14.8	5 sec.
		grams shelled / min	177.6	
		Final grams unshelled	0.0	
		Total grams shelled	6555.9	5.68 min.
		Total grams shelled / min	1153.5	
		HULLS	1631.2	

	GRATE		WEIGHT	TIME
	32	initial	6743.6	147 sec.
		grams shelled / min	1867.8	
	29	unshelled	2167.6	66 sec.
		grams shelled / min	856.2	
	26	unshelled	1225.8	93 sec.
		grams shelled / min	463.7	
	23	unshelled	507.0	92 sec.
		grams shelled / min	269.7	
	20	unshelled	93.4	19 sec.
		grams shelled / min	264.9	
	17	unshelled	9.5	4 sec.
		grams shelled / min	142.5	
		Final grams unshelled	0.0	
		Total grams shelled	6743.6	7.02 min.
		Total grams shelled / min	961.1	
		HULLS	1425.6	

LOCATION 70 UPPT 2004 FIRST STAGE SHELLING RATES

<u>ENTRY NUMBER</u>	<u>GRAMS SHELLED / MINUTE</u>
FLORUNNER	1765.7
UF03325	1685.7
UF03326	1872.8
UF03514	2009.5
GA002501	1636.9
GA011557	2021.5
CRSP08	1923.8
CRSP14	1925.7
NC7	2271.7
GA012534	1986.3
N000980l	1814.8
N01013T	2018.2
N02006	2144.2
VT003069	1867.8





South Atlantic Area
National Peanut Research Laboratory
Dawson, GA

Uniform Peanut Performance Tests 2004



Shelling & Physical Properties

Data Presented
by Variety



February, 2005

NC7 UPPT 2004 POD BULK DENSITY TABLE

LOCATION 10

BULK	Kg	cm	Kg/m ³
DENSITY	4.40	19.00	249.46

LOCATION 30

BULK	Kg	cm	Kg/m ³
DENSITY	6.58	29.98	236.40

LOCATION 50

BULK	Kg	cm	Kg/m ³
DENSITY	5.42	23.35	249.87

LOCATION 62

BULK	Kg	cm	Kg/m ³
DENSITY	6.76	27.85	261.40

LOCATION 70

BULK	Kg	cm	Kg/m ³
DENSITY	6.90	25.88	286.85

LOCATION 20

BULK	Kg	cm	Kg/m ³
DENSITY	7.19	29.28	264.49

LOCATION 40

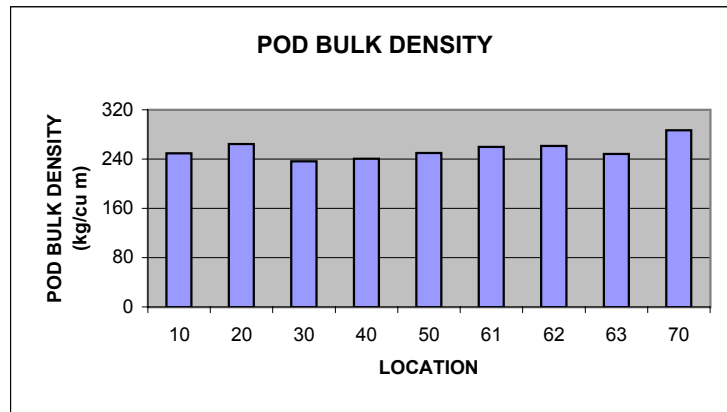
BULK	Kg	cm	Kg/m ³
DENSITY	6.58	29.43	240.56

LOCATION 61

BULK	Kg	cm	Kg/m ³
DENSITY	6.57	27.20	259.81

LOCATION 63

BULK	Kg	cm	Kg/m ³
DENSITY	6.90	29.90	248.47



NC7 UPPT 2004 COMMERCIAL GRADE SIZE WEIGHT PERCENT TABLE

LOCATION 10

ELK	68.79
MEDIUM	5.00
NUMBER 1	2.53
-15	4.24
SPLITS	19.44

LOCATION 20

ELK	78.38
MEDIUM	3.86
NUMBER 1	1.54
-15	2.05
SPLITS	14.17

LOCATION 30

ELK	69.31
MEDIUM	8.71
NUMBER 1	5.30
-15	4.37
SPLITS	12.31

LOCATION 40

ELK	66.21
MEDIUM	8.98
NUMBER 1	5.95
-15	4.75
SPLITS	14.10

LOCATION 50

ELK	62.97
MEDIUM	6.05
NUMBER 1	4.65
-15	7.55
SPLITS	18.78

LOCATION 61

ELK	73.10
MEDIUM	6.86
NUMBER 1	3.39
-15	3.32
SPLITS	13.33

LOCATION 62

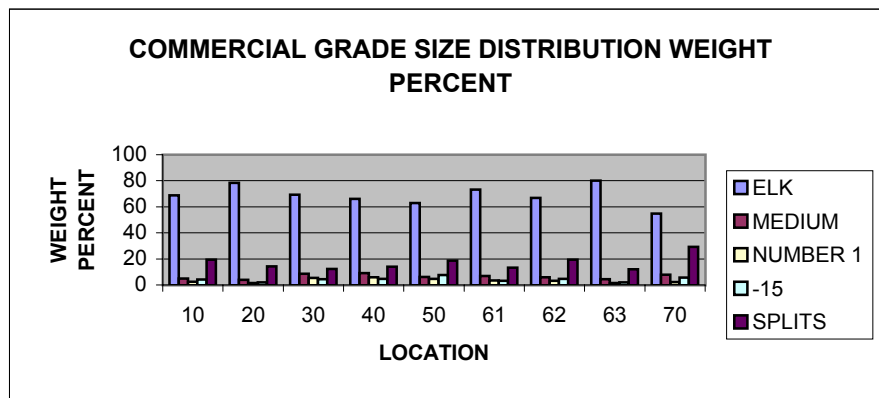
ELK	66.80
MEDIUM	5.83
NUMBER 1	3.28
-15	4.58
SPLITS	19.51

LOCATION 63

ELK	80.21
MEDIUM	4.31
NUMBER 1	1.48
-15	1.91
SPLITS	12.09

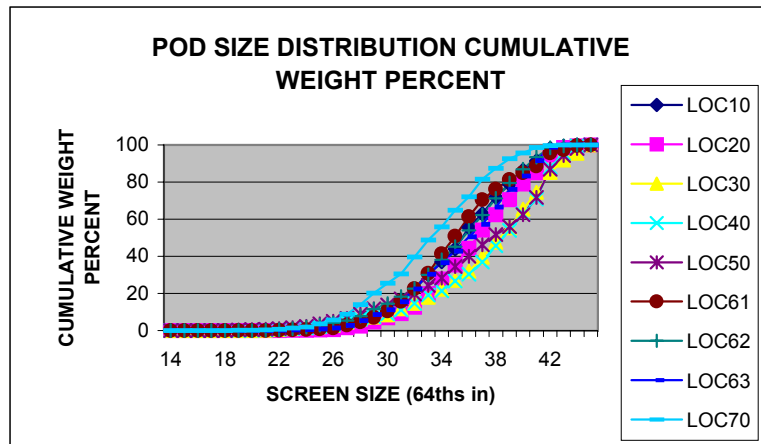
LOCATION 70

ELK	54.84
MEDIUM	7.98
NUMBER 1	2.28
-15	5.70
SPLITS	29.20



NC7 UPPT 2004 POD SIZE DISTRIBUTION CUMULATIVE WEIGHT PERCENT TABLE

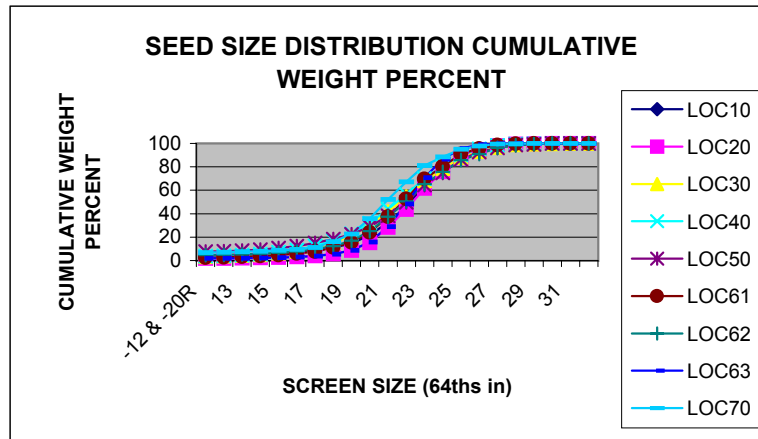
SCREEN SIZE	<u>LOCATION</u>								
	10	20	30	40	50	61	62	63	70
14	0.00	0.00	0.00	0.00	0.00	0.00	0.00	0.00	0.00
15	0.00	0.00	0.00	0.00	0.00	0.00	0.00	0.00	0.00
16	0.00	0.00	0.00	0.00	0.01	0.00	0.00	0.00	0.00
17	0.00	0.00	0.00	0.00	0.01	0.00	0.00	0.00	0.00
18	0.04	0.00	0.01	0.03	0.07	0.00	0.00	0.00	0.04
19	0.05	0.00	0.01	0.05	0.30	0.00	0.00	0.00	0.13
20	0.08	0.00	0.03	0.12	0.47	0.00	0.00	0.02	0.24
21	0.17	0.00	0.21	0.32	0.65	0.04	0.20	0.05	0.38
22	0.28	0.00	0.52	0.62	1.07	0.10	0.56	0.16	0.75
23	0.66	0.13	0.96	1.05	1.55	0.31	1.12	0.31	1.33
24	0.91	0.25	1.51	1.40	2.28	0.44	1.85	0.45	1.88
25	1.23	0.36	2.04	2.15	3.70	0.93	2.90	0.88	3.69
26	1.67	0.57	2.73	3.09	5.05	1.39	4.17	1.45	5.61
27	2.48	1.48	4.52	4.86	6.60	2.93	5.37	2.69	8.79
28	4.14	2.47	6.17	6.23	8.80	4.71	7.72	5.31	13.88
29	7.21	4.61	7.28	7.46	11.77	7.10	11.50	8.54	20.18
30	11.63	6.87	8.43	8.91	13.76	10.55	14.49	11.29	25.48
31	16.43	9.07	11.78	10.98	17.04	15.69	18.26	15.59	30.49
32	22.19	12.63	14.70	14.58	19.69	22.65	22.58	22.40	39.59
33	30.22	19.82	17.92	19.11	24.25	30.92	30.05	30.33	48.80
34	36.99	27.70	22.26	21.32	28.21	41.29	38.10	36.58	55.79
35	44.05	35.35	27.06	26.69	34.41	50.82	45.22	42.69	64.90
36	55.54	44.35	31.94	30.38	39.97	61.38	54.01	50.55	72.00
37	62.93	54.08	39.45	36.87	46.27	70.55	62.20	57.17	81.61
38	71.85	62.38	47.52	45.71	51.64	76.15	71.22	66.61	87.35
39	78.80	70.52	55.28	54.05	56.00	81.32	79.41	76.11	92.61
40	86.39	79.04	65.42	62.89	62.36	85.06	86.85	83.21	95.76
41	91.37	84.92	74.51	70.89	71.66	88.61	93.40	91.49	98.64
42	98.16	94.63	85.20	87.85	86.94	95.67	98.51	98.72	99.58
44	99.30	98.62	91.82	95.49	94.28	97.37	99.53	100.00	100.00
46	100.00	99.46	95.46	99.55	98.14	99.57	100.00	100.00	100.00
48	100.00	100.00	100.00	100.00	100.00	100.00	100.00	100.00	100.00



NC7 UPPT 2004 SEED SIZE DISTRIBUTION CUMULATIVE WEIGHT PERCENT TABLE

LOCATION

Screen Size	10	20	30	40	50	61	62	63	70
-12 & -20R	3.91	1.84	3.38	3.75	7.56	2.54	4.68	1.81	6.94
12	4.27	1.97	3.72	4.12	7.90	2.85	4.96	1.87	7.22
13	4.77	2.14	4.25	4.67	8.41	3.26	5.26	2.01	7.59
14	5.27	2.39	4.99	5.53	9.30	3.83	5.69	2.17	8.05
15	5.82	2.77	6.37	7.16	10.65	4.72	6.44	2.54	8.75
16	6.92	3.32	7.97	9.03	12.26	5.90	7.61	3.01	9.61
17	8.40	4.18	11.03	12.46	15.02	7.73	9.77	3.85	11.27
18	11.22	5.81	15.36	17.24	18.19	11.15	12.39	5.59	16.11
19	14.61	8.68	20.96	22.92	22.47	15.65	17.01	8.76	22.54
20	21.74	15.39	29.92	32.02	29.06	23.92	25.17	15.77	35.74
21	32.53	28.30	41.90	44.05	38.30	37.42	37.38	28.99	52.22
22	46.05	43.64	54.77	56.62	49.68	52.76	50.55	48.44	67.19
23	63.75	61.81	67.99	70.05	64.55	69.65	65.18	70.83	81.09
24	75.56	75.89	78.30	80.52	74.77	80.36	75.55	86.64	88.43
25	88.76	87.67	87.99	90.30	86.39	90.95	85.74	95.72	95.22
26	95.27	94.32	93.09	95.25	92.50	95.59	91.05	98.96	97.85
27	98.02	98.09	96.82	98.25	96.18	98.66	96.09	99.86	99.42
28	99.22	99.38	98.86	99.41	98.50	99.72	98.24	100.00	99.84
29	99.93	99.81	99.57	99.74	99.28	99.96	99.42	100.00	100.00
30	100.00	99.97	99.71	99.90	99.95	100.00	99.93	100.00	100.00
31	100.00	100.00	99.92	99.94	99.95	100.00	99.93	100.00	100.00
32	100.00	100.00	100.00	100.00	100.00	100.00	100.00	100.00	100.00



NC7 UPPT 2004 SEED COUNT/POUND TABLE

LOCATION 10

ELK	496
MEDIUM	857
NUMBER 1	1246
SPLITS	1060

LOCATION 20

ELK	442
MEDIUM	703
NUMBER 1	1128
SPLITS	1036

LOCATION 30

ELK	466
MEDIUM	774
NUMBER 1	1219
SPLITS	1033

LOCATION 40

ELK	473
MEDIUM	820
NUMBER 1	1145
SPLITS	1128

LOCATION 50

ELK	472
MEDIUM	898
NUMBER 1	1223
SPLITS	1128

LOCATION 61

ELK	455
MEDIUM	740
NUMBER 1	1148
SPLITS	1031

LOCATION 62

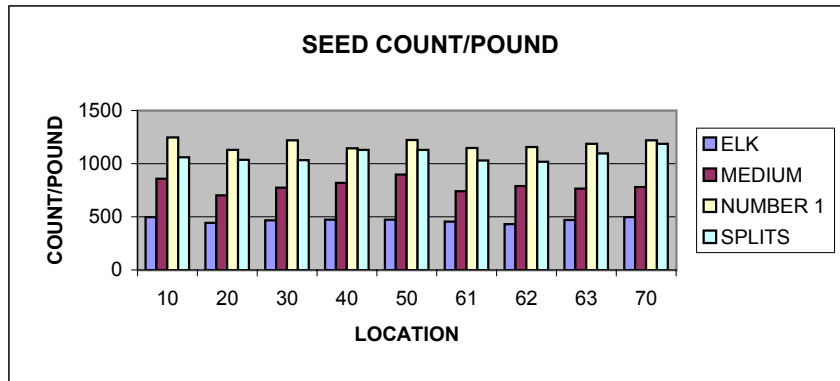
ELK	432
MEDIUM	789
NUMBER 1	1157
SPLITS	1019

LOCATION 63

ELK	470
MEDIUM	765
NUMBER 1	1187
SPLITS	1096

LOCATION 70

ELK	498
MEDIUM	781
NUMBER 1	1219
SPLITS	1187



NC7 UPPT 2004 GAC 2000 SEED MOISTURE CONTENT TABLE

LOCATION 10

ELK	6.3
MEDIUM	6.4
NUMBER 1	NA
SPLITS	6.0

LOCATION 20

ELK	7.3
MEDIUM	7.8
NUMBER 1	NA
SPLITS	7.2

LOCATION 30

ELK	7.2
MEDIUM	7.8
NUMBER 1	8.2
SPLITS	7.2

LOCATION 40

ELK	7.7
MEDIUM	7.4
NUMBER 1	8.0
SPLITS	7.0

LOCATION 50

ELK	6.9
MEDIUM	7.0
NUMBER 1	7.5
SPLITS	6.5

LOCATION 61

ELK	6.9
MEDIUM	7.2
NUMBER 1	7.6
SPLITS	6.6

LOCATION 62

ELK	7.6
MEDIUM	8.1
NUMBER 1	8.5
SPLITS	7.6

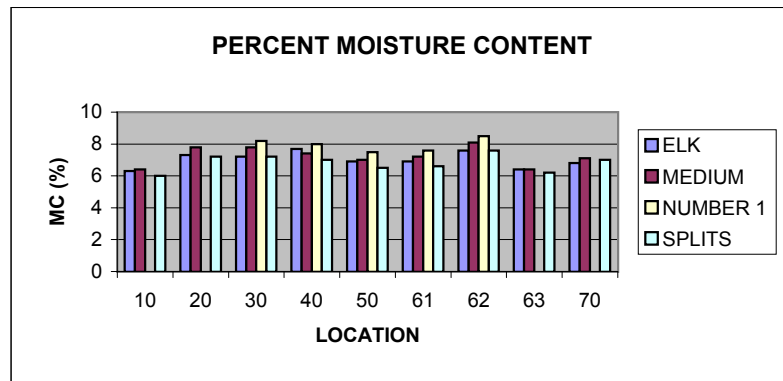
LOCATION 63

ELK	6.4
MEDIUM	6.4
NUMBER 1	NA
SPLITS	6.2

LOCATION 70

ELK	6.8
MEDIUM	7.1
NUMBER 1	NA
SPLITS	7.0

NA INDICATES THAT THERE WAS NOT ENOUGH MATERIAL FOR THE GAC 2000 MOISTURE METER TO READ



LOCATION 10 UPPT 2004 SHELLING DATA

VARIETY: NC7 DATE: NOV. 16, 2004

STAGE	GRATE		WEIGHT	TIME
1st	32	initial	4208.5	119 sec.
		grams shelled / min	1842.6	
2nd	29	unshelled	554.1	38 sec.
		grams shelled / min	438.8	
3rd	26	unshelled	276.2	40 sec.
		grams shelled / min	295.5	
4th	23	unshelled	79.2	17 sec.
		grams shelled / min	225.5	
5th	20	unshelled	15.3	5 sec.
		grams shelled / min	183.6	
6th		unshelled		
		grams shelled / min		
		Final grams unshelled	0.0	
		Total grams shelled	4208.5	3.65 min.
		Total grams shelled / min	1153.0	
		HULLS	1028.6	

LOCATION 20 UPPT 2004 SHELLING DATA

VARIETY: NC7 DATE: NOV. 26, 2004

GRATE		WEIGHT	TIME	
32	initial	7028.2	152 sec.	
	grams shelled / min	2591.7		
29	unshelled	462.5	36 sec.	
	grams shelled / min	443.0		
26	unshelled	196.7	38 sec.	
	grams shelled / min	221.7		
23	unshelled	56.3	23 sec.	
	grams shelled / min	121.6		
20	unshelled	9.7	5 sec.	
	grams shelled / min	116.4		
		Final grams unshelled	0.0	
		Total grams shelled	7028.2	4.23 min.
		Total grams shelled / min	1660.2	
		HULLS	1742.6	

LOCATION 30 UPPT 2004 SHELLING DATA

VARIETY: NC7 DATE: OCT. 1, 2004

STAGE	GRATE		WEIGHT	TIME
1st	34	initial	6429.4	139 sec.
		grams shelled / min	2347.9	
2nd	31	unshelled	990.1	62 sec.
		grams shelled / min	330.9	
3rd	28	unshelled	648.2	69 sec.
		grams shelled / min	191.0	
4th	25	unshelled	428.5	93 sec.
		grams shelled / min	121.7	
5th	22	unshelled	239.9	119 sec.
		grams shelled / min	72.9	
6th	19	unshelled	95.3	94 sec.
		grams shelled / min	49.0	
		Final grams unshelled	18.6	
		Total grams shelled	6429.4	9.60 min.
		Total grams shelled / min	669.7	
		HULLS	2056.2	

LOCATION 40 UPPT 2004 SHELLING DATA

VARIETY: NC7 DATE: OCT. 29, 2004

GRATE		WEIGHT	TIME	
34	initial	6382.4	117 sec.	
	grams shelled / min	2890.1		
31	unshelled	746.8	44 sec.	
	grams shelled / min	417.5		
28	unshelled	440.6	42 sec.	
	grams shelled / min	289.7		
25	unshelled	237.8	45 sec.	
	grams shelled / min	156.1		
22	unshelled	120.7	61 sec.	
	grams shelled / min	82.6		
19	unshelled	36.7	37 sec.	
	grams shelled / min	53.4		
		Final grams unshelled	3.8	
		Total grams shelled	6382.4	5.77 min.
		Total grams shelled / min	1106.8	
		HULLS	1989.9	

LOCATION 50 UPPT 2004 SHELLING DATA

VARIETY: NC7 DATE: NOV. 05, 2004

STAGE	GRATE		WEIGHT	TIME
1st	34	initial	5239.1	108 sec.
		grams shelled / min	2280.6	
2nd	31	unshelled	1134.1	50 sec.
		grams shelled / min	404.8	
3rd	28	unshelled	796.8	56 sec.
		grams shelled / min	337.3	
4th	25	unshelled	482.0	63 sec.
		grams shelled / min	219.0	
5th	22	unshelled	252.1	56 sec.
		grams shelled / min	176.4	
6th	19	unshelled	87.5	29 sec.
		grams shelled / min	159.5	
		Final grams unshelled	10.4	
		Total grams shelled	5239.1	6.03 min.
		Total grams shelled / min	868.4	
		HULLS	1601.0	

LOCATION 61 UPPT 2004 SHELLING DATA

VARIETY: NC7 DATE: DEC. 17, 2004

GRATE		WEIGHT	TIME	
32	initial	6349.9	156 sec.	
	grams shelled / min	2085.3		
29	unshelled	928.0	55 sec.	
	grams shelled / min	582.1		
26	unshelled	394.4	62 sec.	
	grams shelled / min	247.4		
23	unshelled	138.8	42 sec.	
	grams shelled / min	175.4		
20	unshelled	16.0	6 sec.	
	grams shelled / min	160.0		
		Final grams unshelled	0.0	
		Total grams shelled	6349.9	5.35 min.
		Total grams shelled / min	1186.9	
		HULLS	1461.0	

LOCATION 62 UPPT 2004 SHELLING DATA

VARIETY: NC7 DATE: JAN. 07, 2005

STAGE	GRATE		WEIGHT	TIME
1st	34	initial	6570.2	179 sec.
		grams shelled / min	1708.6	
2nd	31	unshelled	1472.9	90 sec.
		grams shelled / min	478.3	
3rd	28	unshelled	755.4	71 sec.
		grams shelled / min	239.4	
4th	25	unshelled	472.1	82 sec.
		grams shelled / min	161.3	
5th	22	unshelled	251.7	97 sec.
		grams shelled / min	111.8	
6th	19	unshelled	71.0	35 sec.
		grams shelled / min	113.5	
Final grams unshelled			4.8	
Total grams shelled			6570.2	9.23 min.
Total grams shelled / min			711.6	
HULLS			1460.8	

LOCATION 63 UPPT 2004 SHELLING DATA

VARIETY: NC7 DATE: JAN.20, 2005

GRATE		WEIGHT	TIME
29	initial	6726.3	187 sec.
	grams shelled / min	1990.7	
26	unshelled	521.9	64 sec.
	grams shelled / min	369.8	
23	unshelled	127.4	19 sec.
	grams shelled / min	367.6	
20	unshelled	11.0	4 sec.
	grams shelled / min	165.0	
unshelled			
grams shelled / min			
unshelled			
grams shelled / min			
Final grams unshelled			0.0
Total grams shelled			6726.3 4.57 min.
Total grams shelled / min			1472.9
HULLS			1627.1

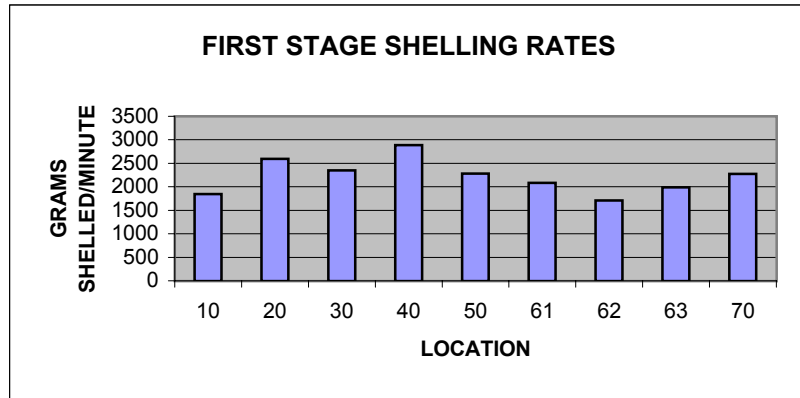
LOCATION 70 UPPT 2004 SHELLING DATA

VARIETY: NC7 DATE: DEC. 28, 2004

STAGE	GRATE		WEIGHT	TIME
1st	31	initial	6695.0	141 sec.
		grams shelled / min	2271.7	
2nd	28	unshelled	1356.4	66 sec.
		grams shelled / min	576.3	
3rd	25	unshelled	722.5	61 sec.
		grams shelled / min	400.5	
4th	22	unshelled	315.3	55 sec.
		grams shelled / min	284.4	
5th	19	unshelled	54.6	14 sec.
		grams shelled / min	224.1	
6th		unshelled		
		grams shelled / min		
Final grams unshelled			2.3	
Total grams shelled			6695.0	5.62 min.
Total grams shelled / min			1192.0	
HULLS			1578.1	

NC7 UPPT 2004 FIRST STAGE SHELLING RATES

<u>LOCATION</u>	<u>GRAMS SHELLED / MINUTE</u>
10	1842.6
20	2591.7
30	2347.9
40	2890.1
50	2280.6
61	2085.3
62	1708.6
63	1990.7
70	2271.7



FLORUNNER UPPT 2004 POD BULK DENSITY TABLE

LOCATION 10

BULK	Kg	cm	Kg/m ³
DENSITY	4.64	18.05	276.94

LOCATION 30

BULK	Kg	cm	Kg/m ³
DENSITY	6.60	24.90	285.30

LOCATION 50

BULK	Kg	cm	Kg/m ³
DENSITY	5.46	19.73	298.10

LOCATION 62

BULK	Kg	cm	Kg/m ³
DENSITY	6.59	22.70	312.66

LOCATION 70

BULK	Kg	cm	Kg/m ³
DENSITY	6.91	22.88	325.00

LOCATION 20

BULK	Kg	cm	Kg/m ³
DENSITY	6.88	25.10	295.14

LOCATION 40

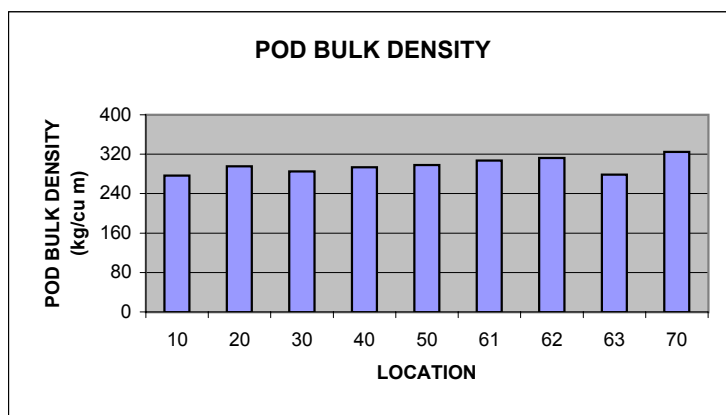
BULK	Kg	cm	Kg/m ³
DENSITY	6.44	23.60	293.65

LOCATION 61

BULK	Kg	cm	Kg/m ³
DENSITY	6.88	24.10	307.25

LOCATION 63

BULK	Kg	cm	Kg/m ³
DENSITY	6.75	26.10	278.29



FLORUNNER UPPT 2004 COMMERCIAL GRADE SIZE WEIGHT PERCENT TABLE

LOCATION 10

JUMBO	30.00
MEDIUM	41.48
NUMBER 1	5.21
- 16	5.71
SPLITS	17.61

LOCATION 20

JUMBO	22.01
MEDIUM	48.77
NUMBER 1	10.08
- 16	5.59
SPLITS	13.55

LOCATION 30

JUMBO	13.86
MEDIUM	36.35
NUMBER 1	17.12
- 16	18.36
SPLITS	14.30

LOCATION 40

JUMBO	28.27
MEDIUM	37.76
NUMBER 1	10.27
- 16	10.76
SPLITS	12.95

LOCATION 50

JUMBO	16.25
MEDIUM	39.17
NUMBER 1	15.14
- 16	16.85
SPLITS	12.59

LOCATION 61

JUMBO	27.75
MEDIUM	49.47
NUMBER 1	6.81
- 16	4.34
SPLITS	11.63

LOCATION 62

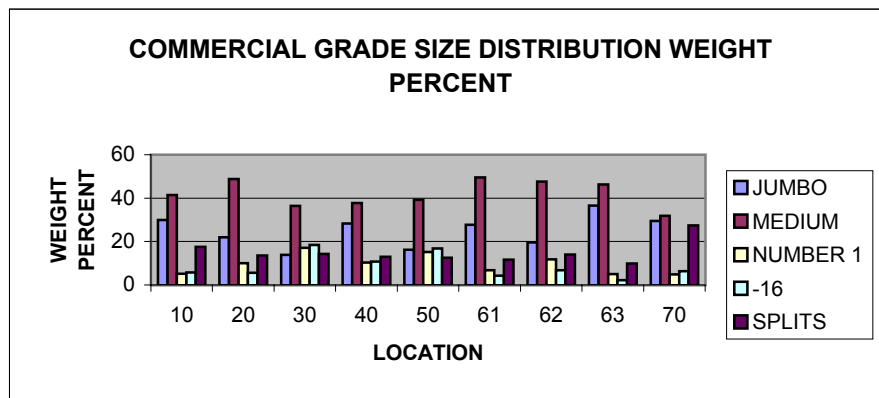
JUMBO	19.65
MEDIUM	47.64
NUMBER 1	11.86
- 16	6.78
SPLITS	14.07

LOCATION 63

JUMBO	36.56
MEDIUM	46.30
NUMBER 1	4.98
- 16	2.23
SPLITS	9.92

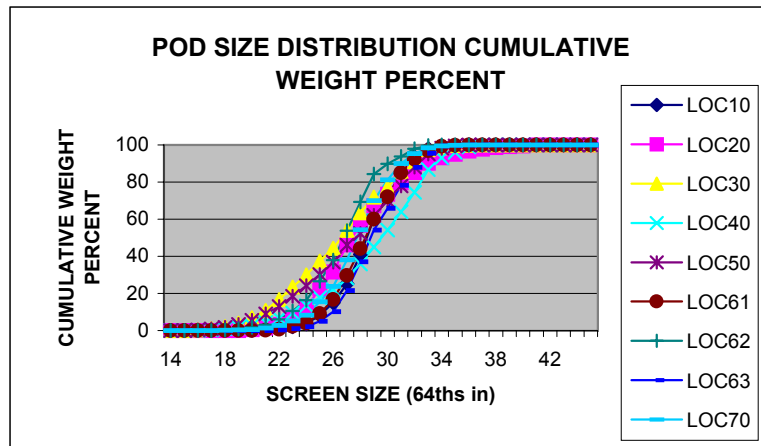
LOCATION 70

JUMBO	29.53
MEDIUM	31.82
NUMBER 1	4.86
- 16	6.35
SPLITS	27.43



FLORUNNER UPPT 2004 POD SIZE DISTRIBUTION CUMULATIVE WEIGHT PERCENT TABLE

SCREEN SIZE	<u>LOCATION</u>								
	10	20	30	40	50	61	62	63	70
14	0.01	0.00	0.01	0.00	0.00	0.00	0.00	0.00	0.00
15	0.02	0.00	0.05	0.00	0.02	0.00	0.01	0.00	0.00
16	0.04	0.00	0.38	0.11	0.27	0.00	0.04	0.00	0.01
17	0.08	0.00	0.97	0.38	0.84	0.00	0.08	0.00	0.04
18	0.12	0.00	2.08	1.02	1.73	0.00	0.29	0.01	0.15
19	0.18	0.07	4.03	1.80	3.34	0.00	0.78	0.03	0.32
20	0.23	0.47	6.84	2.53	5.51	0.02	1.65	0.05	0.54
21	0.45	1.37	10.91	4.25	9.00	0.18	3.16	0.07	1.44
22	1.02	3.24	16.69	6.50	12.95	0.63	6.04	0.42	2.84
23	2.14	7.29	23.45	9.57	18.38	2.16	10.53	1.02	5.23
24	3.66	12.18	30.08	13.41	24.20	3.98	16.46	2.15	8.24
25	8.27	22.72	37.47	17.68	30.16	9.06	26.51	5.01	15.49
26	14.98	31.60	44.36	22.11	36.82	16.78	37.85	10.17	23.82
27	25.16	46.24	53.89	28.22	46.01	29.71	53.85	21.54	38.08
28	41.07	56.70	63.44	35.89	52.21	44.15	69.36	37.01	54.32
29	60.16	67.16	71.92	44.93	62.14	60.00	84.36	54.09	70.02
30	72.30	73.47	77.29	54.18	70.01	72.02	89.85	65.91	81.17
31	84.45	79.68	85.44	64.00	77.96	85.06	93.87	78.29	90.04
32	93.39	85.18	90.91	74.55	88.07	92.36	97.85	87.99	95.35
33	97.95	90.10	97.43	86.67	95.14	96.84	99.66	95.53	98.44
34	99.19	93.19	98.48	93.09	98.30	99.33	100.00	99.41	99.40
35	99.91	94.99	99.61	96.11	99.53	99.77	100.00	99.86	99.75
36	100.00	96.73	99.88	99.02	100.00	100.00	100.00	100.00	100.00
37	100.00	97.71	100.00	99.86	100.00	100.00	100.00	100.00	100.00
38	100.00	98.63	100.00	100.00	100.00	100.00	100.00	100.00	100.00
39	100.00	99.19	100.00	100.00	100.00	100.00	100.00	100.00	100.00
40	100.00	99.57	100.00	100.00	100.00	100.00	100.00	100.00	100.00
41	100.00	100.00	100.00	100.00	100.00	100.00	100.00	100.00	100.00
42	100.00	100.00	100.00	100.00	100.00	100.00	100.00	100.00	100.00
44	100.00	100.00	100.00	100.00	100.00	100.00	100.00	100.00	100.00
46	100.00	100.00	100.00	100.00	100.00	100.00	100.00	100.00	100.00
48	100.00	100.00	100.00	100.00	100.00	100.00	100.00	100.00	100.00



FLORUNNER UPPT 2004 SEED COUNT/POUND TABLE

LOCATION 10

JUMBO	684
MEDIUM	853
NUMBER 1	1233
SPLITS	1890

LOCATION 20

JUMBO	607
MEDIUM	874
NUMBER 1	1172
SPLITS	1786

LOCATION 30

JUMBO	634
MEDIUM	877
NUMBER 1	1358
SPLITS	2120

LOCATION 40

JUMBO	631
MEDIUM	811
NUMBER 1	1260
SPLITS	1972

LOCATION 50

JUMBO	662
MEDIUM	877
NUMBER 1	1307
SPLITS	2246

LOCATION 61

JUMBO	680
MEDIUM	789
NUMBER 1	1114
SPLITS	1914

LOCATION 62

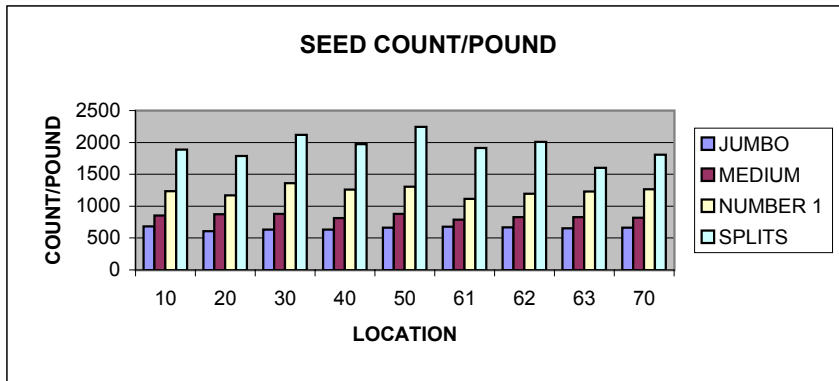
JUMBO	670
MEDIUM	829
NUMBER 1	1197
SPLITS	2007

LOCATION 63

JUMBO	654
MEDIUM	828
NUMBER 1	1229
SPLITS	1603

LOCATION 70

JUMBO	661
MEDIUM	819
NUMBER 1	1264
SPLITS	1807



FLOORRUNNER UPPT 2004 GAC 2000 SEED MOISTURE CONTENT TABLE

LOCATION 10

JUMBO	5.4
MEDIUM	5.6
NUMBER 1	5.7
SPLITS	5.6

LOCATION 20

JUMBO	6.9
MEDIUM	7.0
NUMBER 1	7.2
SPLITS	6.8

LOCATION 30

JUMBO	6.6
MEDIUM	6.7
NUMBER 1	6.8
SPLITS	6.5

LOCATION 40

JUMBO	6.7
MEDIUM	6.8
NUMBER 1	7.1
SPLITS	6.7

LOCATION 50

JUMBO	6.4
MEDIUM	6.5
NUMBER 1	6.7
SPLITS	6.3

LOCATION 61

JUMBO	6.2
MEDIUM	6.4
NUMBER 1	6.7
SPLITS	6.2

LOCATION 62

JUMBO	6.8
MEDIUM	6.9
NUMBER 1	7.2
SPLITS	6.9

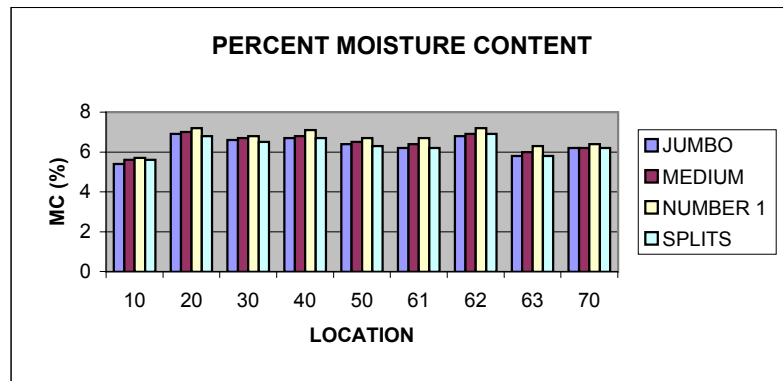
LOCATION 63

JUMBO	5.8
MEDIUM	6.0
NUMBER 1	6.3
SPLITS	5.8

LOCATION 70

JUMBO	6.2
MEDIUM	6.2
NUMBER 1	6.4
SPLITS	6.2

NA INDICATES THAT THERE WAS NOT ENOUGH MATERIAL FOR THE GAC 2000 MOISTURE METER TO READ



LOCATION 10 UPPT 2004 SHELLING DATA

VARIETY: FLORUNNER DATE: NOV. 15, 2004

STAGE	GRATE		WEIGHT	TIME
1st	28	initial	4430.2	119 sec.
		grams shelled / min	1471.6	
2nd	25	unshelled	1511.5	94 sec.
		grams shelled / min	650.5	
3rd	22	unshelled	492.4	81 sec.
		grams shelled / min	303.3	
4th	19	unshelled	82.9	22 sec.
		grams shelled / min	210.5	
5th	16	unshelled	5.7	3 sec.
		grams shelled / min	114.0	
6th		unshelled		
		grams shelled / min		
		Final grams unshelled	0.0	
		Total grams shelled	4430.2	5.32 min.
		Total grams shelled / min	833.3	
		HULLS	892.1	

LOCATION 20 UPPT 2004 SHELLING DATA

VARIETY: FLORUNNER DATE: NOV. 24, 2004

STAGE	GRATE		WEIGHT	TIME
1st	29	initial	6719.9	124 sec.
		grams shelled / min	1897.4	
2nd	26	unshelled	2798.7	97 sec.
		grams shelled / min	873.0	
3rd	23	unshelled	1387.4	124 sec.
		grams shelled / min	475.7	
4th	20	unshelled	404.2	98 sec.
		grams shelled / min	247.5	
5th	17	unshelled	90.2	34 sec.
		grams shelled / min	156.9	
6th		unshelled		
		grams shelled / min		
		Final grams unshelled	1.3	
		Total grams shelled	6719.9	7.95 min.
		Total grams shelled / min	845.3	
		HULLS	1396.7	

LOCATION 30 UPPT 2004 SHELLING DATA

VARIETY: FLORUNNER DATE: SEPT. 30, 2004

STAGE	GRATE		WEIGHT	TIME
1st	26	initial	6459.6	217 sec.
		grams shelled / min	1006.0	
2nd	23	unshelled	2821.1	254 sec.
		grams shelled / min	362.1	
3rd	20	unshelled	1288.0	261 sec.
		grams shelled / min	169.9	
4th	17	unshelled	549.0	369 sec.
		grams shelled / min	79.8	
5th		unshelled		
		grams shelled / min		
6th		unshelled		
		grams shelled / min		
		Final grams unshelled	58.5	
		Total grams shelled	6459.6	18.35 min.
		Total grams shelled / min	352.0	
		HULLS	1722.3	

LOCATION 40 UPPT 2004 SHELLING DATA

VARIETY: FLORUNNER DATE: OCT. 29, 2004

STAGE	GRATE		WEIGHT	TIME
1st	29	initial	6232.4	118 sec.
		grams shelled / min	2137.6	
2nd	26	unshelled	2028.5	76 sec.
		grams shelled / min	724.7	
3rd	23	unshelled	1110.5	100 sec.
		grams shelled / min	411.4	
4th	20	unshelled	424.9	103 sec.
		grams shelled / min	151.8	
5th	17	unshelled	164.3	94 sec.
		grams shelled / min	98.4	
6th		unshelled		
		grams shelled / min		
		Final grams unshelled	10.1	
		Total grams shelled	6232.4	8.18 min.
		Total grams shelled / min	761.6	
		HULLS	1551.2	

LOCATION 50 UPPT 2004 SHELLING DATA

VARIETY: FLORUNNER DATE: NOV. 04, 2004

STAGE	GRATE		WEIGHT	TIME
1st	27	initial	5289.7	131 sec.
		grams shelled / min	1367.0	
2nd	24	unshelled	2305.1	192 sec.
		grams shelled / min	338.2	
3rd	21	unshelled	1223.0	269 sec.
		grams shelled / min	153.9	
4th	18	unshelled	533.1	327 sec.
		grams shelled / min	97.8	
5th	16	unshelled	114.3	78 sec.
		grams shelled / min	74.0	
6th		unshelled		
		grams shelled / min		
		Final grams unshelled	18.1	
		Total grams shelled	5289.7	16.62 min.
		Total grams shelled / min	318.3	
		HULLS	1390.3	

LOCATION 61 UPPT 2004 SHELLING DATA

VARIETY: FLORUNNER DATE: DEC. 16, 2004

STAGE	GRATE		WEIGHT	TIME
1st	29	initial	6667.1	121 sec.
		grams shelled / min	1894.7	
2nd	26	unshelled	2846.1	128 sec.
		grams shelled / min	883.8	
3rd	23	unshelled	960.7	116 sec.
		grams shelled / min	379.0	
4th	20	unshelled	227.9	40 sec.
		grams shelled / min	306.2	
5th	17	unshelled	23.8	9 sec.
		grams shelled / min	158.7	
6th		unshelled		
		grams shelled / min		
		Final grams unshelled	0.0	
		Total grams shelled	6667.1	6.90 min.
		Total grams shelled / min	966.2	
		HULLS	1215.9	

LOCATION 62 UPPT 2004 SHELLING DATA

VARIETY: FLORUNNER DATE: JAN. 06. 2005

STAGE	GRATE		WEIGHT	TIME
1st	27	initial	6403.1	156 sec.
		grams shelled / min	1335.1	
2nd	24	unshelled	2931.8	211 sec.
		grams shelled / min	460.6	
3rd	21	unshelled	1311.9	260 sec.
		grams shelled / min	214.7	
4th	18	unshelled	381.4	173 sec.
		grams shelled / min	132.3	
5th	16	unshelled	28.3	12 sec.
		grams shelled / min	136.0	
6th		unshelled		
		grams shelled / min		
		Final grams unshelled	1.1	
		Total grams shelled	6403.1	13.53 min.
		Total grams shelled / min	473.1	
		HULLS	1229.4	

LOCATION 63 UPPT 2004 SHELLING DATA

VARIETY: FLORUNNER DATE: JAN. 19. 2005

STAGE	GRATE		WEIGHT	TIME
1st	26	initial	6577.6	247 sec.
		grams shelled / min	999.7	
2nd	23	unshelled	2462.0	247 sec.
		grams shelled / min	553.5	
3rd	20	unshelled	183.3	26 sec.
		grams shelled / min	397.2	
4th	17	unshelled	11.2	3 sec.
		grams shelled / min	224.0	
5th		unshelled		
		grams shelled / min		
6th		unshelled		
		grams shelled / min		
		Final grams unshelled	0.0	
		Total grams shelled	6577.6	8.72 min.
		Total grams shelled / min	754.6	
		HULLS	1424.0	

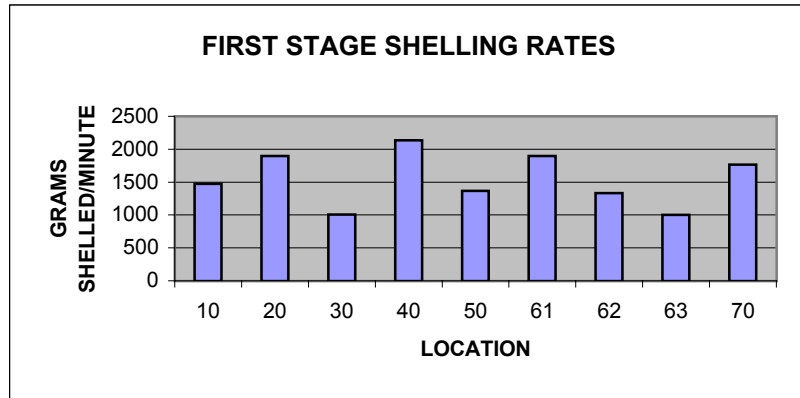
LOCATION 70 UPPT 2004 SHELLING DATA

VARIETY: FLORUNNER DATE: DEC. 27. 2004

STAGE	GRATE		WEIGHT	TIME
1st	28	initial	6710.9	118 sec.
		grams shelled / min	1765.7	
2nd	25	unshelled	3238.3	126 sec.
		grams shelled / min	909.3	
3rd	22	unshelled	1328.8	151 sec.
		grams shelled / min	410.1	
4th	19	unshelled	296.6	73 sec.
		grams shelled / min	231.5	
5th	16	unshelled	14.9	5 sec.
		grams shelled / min	178.8	
6th		unshelled		
		grams shelled / min		
		Final grams unshelled	0.0	
		Total grams shelled	6710.9	7.88 min.
		Total grams shelled / min	851.3	
		HULLS	1414.6	

FLORUNNER UPPT 2004 FIRST STAGE SHELLING RATES

<u>LOCATION</u>	<u>GRAMS SHELLED / MINUTE</u>
10	1471.6
20	1897.4
30	1006.0
40	2137.6
50	1367.0
61	1894.7
62	1335.1
63	999.7
70	1765.7



UF03325 UPPT 2004 POD BULK DENSITY TABLE

LOCATION 10

BULK	Kg	cm	Kg/m ³
DENSITY	5.17	18.90	294.25

LOCATION 30

BULK	Kg	cm	Kg/m ³
DENSITY	6.66	25.65	279.65

LOCATION 50

BULK	Kg	cm	Kg/m ³
DENSITY	5.38	19.95	290.02

LOCATION 62

BULK	Kg	cm	Kg/m ³
DENSITY	6.83	24.13	304.81

LOCATION 70

BULK	Kg	cm	Kg/m ³
DENSITY	7.06	23.45	323.94

LOCATION 20

BULK	Kg	cm	Kg/m ³
DENSITY	6.84	24.55	299.70

LOCATION 40

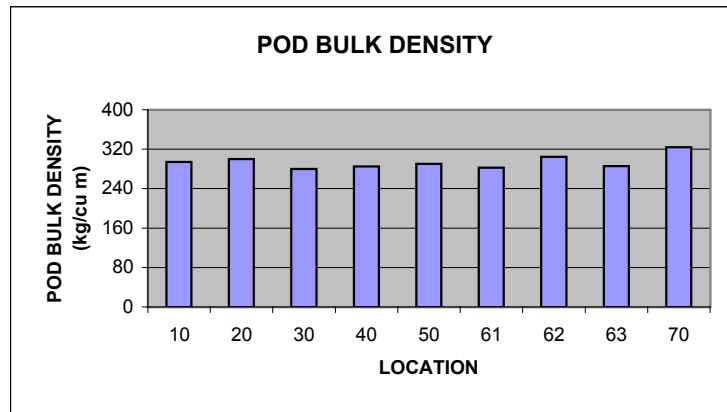
BULK	Kg	cm	Kg/m ³
DENSITY	6.68	25.20	285.19

LOCATION 61

BULK	Kg	cm	Kg/m ³
DENSITY	7.08	27.00	282.16

LOCATION 63

BULK	Kg	cm	Kg/m ³
DENSITY	6.88	25.95	285.42



UF03325 UPPT 2004 COMMERCIAL GRADE SIZE WEIGHT PERCENT TABLE

LOCATION 10

JUMBO	42.74
MEDIUM	27.89
NUMBER 1	2.85
- 16	5.21
SPLITS	21.30

LOCATION 20

JUMBO	38.03
MEDIUM	41.18
NUMBER 1	4.26
- 16	3.29
SPLITS	13.25

LOCATION 30

JUMBO	39.84
MEDIUM	34.69
NUMBER 1	5.72
- 16	4.34
SPLITS	15.42

LOCATION 40

JUMBO	43.89
MEDIUM	29.66
NUMBER 1	5.46
- 16	5.92
SPLITS	15.07

LOCATION 50

JUMBO	41.99
MEDIUM	30.92
NUMBER 1	6.59
- 16	7.70
SPLITS	12.79

LOCATION 61

JUMBO	36.43
MEDIUM	43.01
NUMBER 1	5.96
- 16	4.44
SPLITS	10.16

LOCATION 62

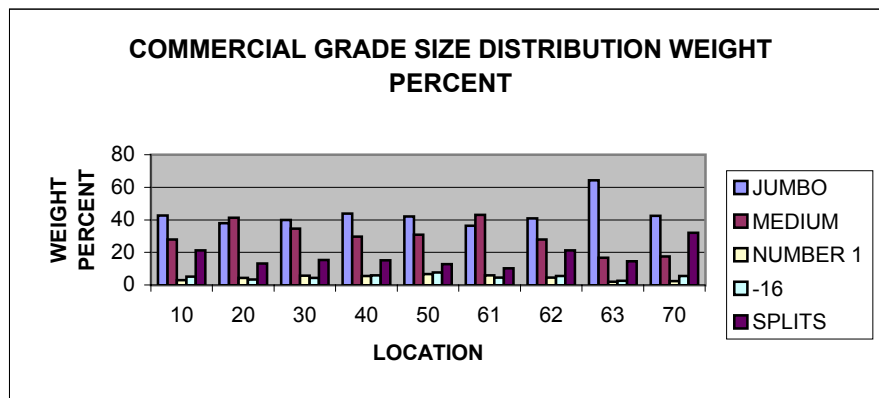
JUMBO	40.80
MEDIUM	27.96
NUMBER 1	4.54
- 16	5.48
SPLITS	21.22

LOCATION 63

JUMBO	64.30
MEDIUM	16.66
NUMBER 1	1.96
- 16	2.60
SPLITS	14.48

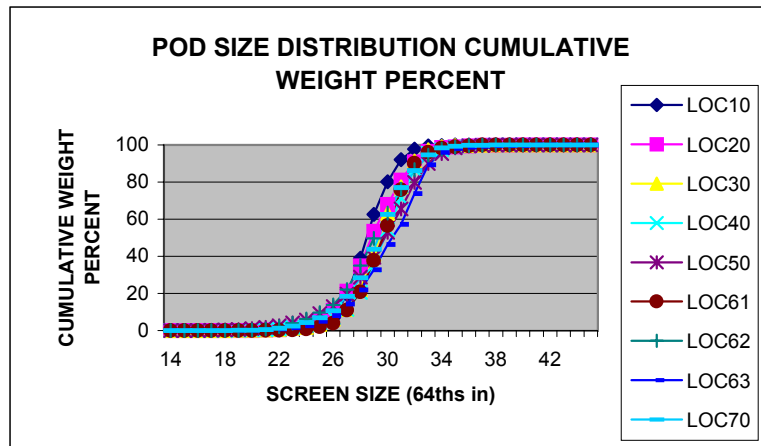
LOCATION 70

JUMBO	42.49
MEDIUM	17.47
NUMBER 1	2.37
- 16	5.53
SPLITS	32.13



UF03325 UPPT 2004 POD SIZE DISTRIBUTION CUMULATIVE WEIGHT PERCENT TABLE

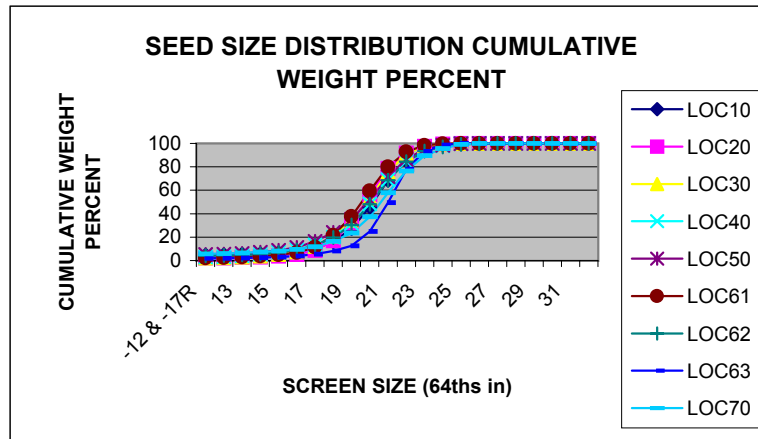
SCREEN SIZE	<u>LOCATION</u>								
	10	20	30	40	50	61	62	63	70
14	0.00	0.00	0.00	0.00	0.00	0.00	0.00	0.00	0.00
15	0.00	0.00	0.00	0.00	0.00	0.00	0.00	0.00	0.00
16	0.01	0.00	0.00	0.01	0.02	0.00	0.00	0.00	0.00
17	0.06	0.00	0.00	0.06	0.10	0.00	0.00	0.01	0.00
18	0.06	0.00	0.00	0.15	0.32	0.00	0.02	0.07	0.01
19	0.11	0.03	0.10	0.24	0.48	0.00	0.08	0.11	0.10
20	0.11	0.08	0.14	0.32	0.95	0.00	0.35	0.25	0.17
21	0.14	0.26	0.27	0.51	1.70	0.13	0.91	0.50	0.46
22	0.28	0.49	0.50	0.87	2.55	0.16	2.14	0.95	1.23
23	0.72	1.43	1.13	1.78	4.12	0.39	3.89	1.60	2.48
24	1.47	2.93	1.65	2.73	5.70	0.83	6.18	2.56	4.33
25	2.64	5.89	3.24	4.33	9.18	2.13	9.73	4.92	6.87
26	6.70	10.92	6.00	7.03	12.85	4.02	13.74	8.17	10.72
27	19.40	21.21	11.35	11.46	19.61	11.04	22.11	14.32	18.39
28	38.93	34.83	22.07	20.59	28.86	20.79	35.04	21.93	28.53
29	62.61	53.48	41.13	35.13	39.54	37.79	49.59	32.75	43.76
30	80.16	67.95	63.04	54.55	52.94	56.59	63.28	46.44	62.56
31	92.08	81.06	77.42	71.32	65.44	75.78	76.22	57.32	77.06
32	97.68	90.91	91.34	86.83	79.88	90.25	86.64	73.80	86.16
33	99.53	96.54	97.35	95.52	90.03	96.07	94.51	89.28	94.60
34	99.66	98.64	99.21	97.49	95.34	98.25	97.76	96.07	98.45
35	100.00	99.03	99.62	98.80	98.53	98.89	98.73	98.14	99.29
36	100.00	99.53	99.74	99.51	99.43	99.55	99.62	98.80	99.86
37	100.00	99.75	99.86	99.80	99.61	100.00	99.83	99.38	99.86
38	100.00	99.75	100.00	100.00	100.00	100.00	100.00	99.60	100.00
39	100.00	99.75	100.00	100.00	100.00	100.00	100.00	99.60	100.00
40	100.00	100.00	100.00	100.00	100.00	100.00	100.00	99.67	100.00
41	100.00	100.00	100.00	100.00	100.00	100.00	100.00	100.00	100.00
42	100.00	100.00	100.00	100.00	100.00	100.00	100.00	100.00	100.00
44	100.00	100.00	100.00	100.00	100.00	100.00	100.00	100.00	100.00
46	100.00	100.00	100.00	100.00	100.00	100.00	100.00	100.00	100.00
48	100.00	100.00	100.00	100.00	100.00	100.00	100.00	100.00	100.00



UF03325 UPPT 2004 SEED SIZE DISTRIBUTION CUMULATIVE WEIGHT PERCENT TABLE

LOCATION

Screen Size	10	20	30	40	50	61	62	63	70
-12 & -17R	4.56	2.12	2.24	2.91	5.06	2.23	4.20	1.81	5.83
12	4.92	2.31	2.49	3.32	5.39	2.46	4.47	1.94	6.10
13	5.41	2.67	2.95	4.13	6.07	2.97	4.92	2.19	6.59
14	5.86	3.09	3.74	5.34	7.06	3.73	5.58	2.57	7.25
15	6.62	3.79	5.13	6.98	8.83	4.94	6.96	3.04	8.15
16	7.69	5.22	7.40	9.39	11.29	6.92	9.04	3.73	9.50
17	10.24	8.70	11.89	13.40	16.40	11.58	12.72	5.33	11.65
18	16.17	16.98	20.65	19.91	24.08	21.69	19.73	8.32	16.33
19	27.40	32.31	34.33	31.77	35.38	37.80	30.41	12.57	23.47
20	45.69	56.17	52.90	48.32	51.85	59.45	48.21	24.82	37.39
21	68.44	78.73	75.31	69.15	71.52	80.08	68.64	49.32	58.01
22	85.38	91.80	91.43	84.97	86.26	92.89	84.31	77.89	76.46
23	95.43	97.64	97.40	94.22	95.05	98.44	93.45	93.19	89.54
24	99.11	99.37	99.53	97.85	98.39	99.61	96.97	98.60	95.76
25	99.83	99.89	99.93	99.63	99.70	99.96	99.17	99.90	99.16
26	100.00	100.00	100.00	99.93	99.90	100.00	99.65	100.00	99.89
27	100.00	100.00	100.00	100.00	99.98	100.00	100.00	100.00	99.97
28	100.00	100.00	100.00	100.00	100.00	100.00	100.00	100.00	100.00
29	100.00	100.00	100.00	100.00	100.00	100.00	100.00	100.00	100.00
30	100.00	100.00	100.00	100.00	100.00	100.00	100.00	100.00	100.00
31	100.00	100.00	100.00	100.00	100.00	100.00	100.00	100.00	100.00
32	100.00	100.00	100.00	100.00	100.00	100.00	100.00	100.00	100.00



UF03325 UPPT 2004 SEED COUNT/POUND TABLE

LOCATION 10

JUMBO	648
MEDIUM	753
NUMBER 1	1083
SPLITS	1851

LOCATION 20

JUMBO	637
MEDIUM	734
NUMBER 1	1067
SPLITS	1800

LOCATION 30

JUMBO	601
MEDIUM	752
NUMBER 1	1050
SPLITS	1632

LOCATION 40

JUMBO	568
MEDIUM	729
NUMBER 1	1120
SPLITS	1638

LOCATION 50

JUMBO	594
MEDIUM	789
NUMBER 1	1126
SPLITS	1603

LOCATION 61

JUMBO	634
MEDIUM	721
NUMBER 1	1026
SPLITS	1765

LOCATION 62

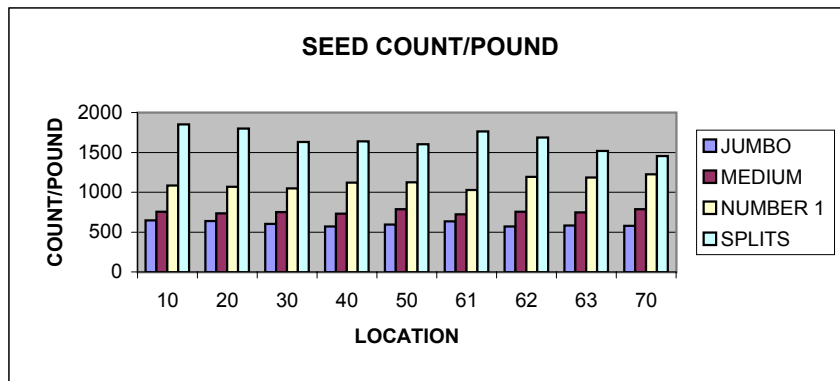
JUMBO	572
MEDIUM	756
NUMBER 1	1194
SPLITS	1686

LOCATION 63

JUMBO	584
MEDIUM	746
NUMBER 1	1184
SPLITS	1517

LOCATION 70

JUMBO	576
MEDIUM	789
NUMBER 1	1226
SPLITS	1454



UF03325 UPPT 2004 GAC 2000 SEED MOISTURE CONTENT TABLE

LOCATION 10

JUMBO	5.4
MEDIUM	5.5
NUMBER 1	NA
SPLITS	5.5

LOCATION 20

JUMBO	6.5
MEDIUM	6.8
NUMBER 1	7.2
SPLITS	6.7

LOCATION 30

JUMBO	6.1
MEDIUM	6.5
NUMBER 1	6.9
SPLITS	6.2

LOCATION 40

JUMBO	6.2
MEDIUM	6.3
NUMBER 1	7.0
SPLITS	6.3

LOCATION 50

JUMBO	6.3
MEDIUM	6.6
NUMBER 1	6.9
SPLITS	6.3

LOCATION 61

JUMBO	5.9
MEDIUM	6.1
NUMBER 1	6.3
SPLITS	5.9

LOCATION 62

JUMBO	6.7
MEDIUM	7.0
NUMBER 1	7.5
SPLITS	6.9

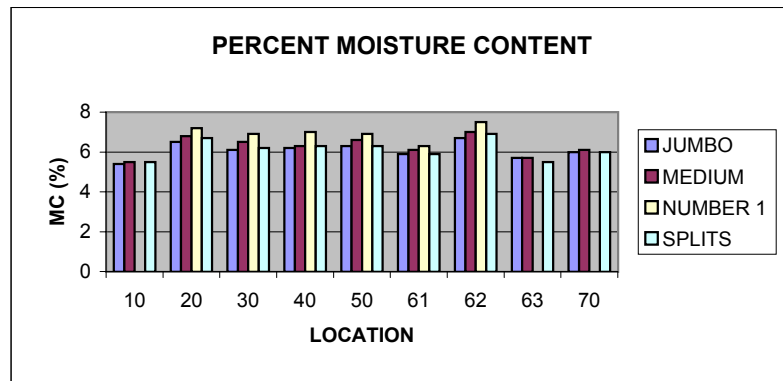
LOCATION 63

JUMBO	5.7
MEDIUM	5.7
NUMBER 1	NA
SPLITS	5.5

LOCATION 70

JUMBO	6.0
MEDIUM	6.1
NUMBER 1	NA
SPLITS	6.0

NA INDICATES THAT THERE WAS NOT ENOUGH MATERIAL FOR THE GAC 2000 MOISTURE METER TO READ



LOCATION 10 UPPT 2004 SHELLING DATA

VARIETY: UF03325 DATE: NOV. 15, 2004

STAGE	GRATE		WEIGHT	TIME
1st	28	initial	4980.6	127 sec.
		grams shelled / min	1484.5	
2nd	25	unshelled	1838.5	122 sec.
		grams shelled / min	653.9	
3rd	22	unshelled	508.9	100 sec.
		grams shelled / min	275.7	
4th	19	unshelled	49.4	15 sec.
		grams shelled / min	192.8	
5th		unshelled		
		grams shelled / min		
6th		unshelled		
		grams shelled / min		
Final grams unshelled			1.2	
Total grams shelled			4980.6	6.07 min.
Total grams shelled / min			821.0	
HULLS			1015.0	

LOCATION 20 UPPT 2004 SHELLING DATA

VARIETY: UF03325 DATE: NOV. 24, 2004

GRATE		WEIGHT	TIME
28	initial	6679.3	156 sec.
	grams shelled / min	1832.0	
25	unshelled	1916.1	112 sec.
	grams shelled / min	662.6	
22	unshelled	679.3	142 sec.
	grams shelled / min	244.5	
19	unshelled	100.7	37 sec.
	grams shelled / min	163.3	
16	unshelled	3.8	3 sec.
	grams shelled / min	76.0	
unshelled			
grams shelled / min			
Final grams unshelled			0.0
Total grams shelled			6679.3 7.50 min.
Total grams shelled / min			890.6
HULLS			1476.0

LOCATION 30 UPPT 2004 SHELLING DATA

VARIETY: UF03325 DATE: SEPT. 30, 2004

STAGE	GRATE		WEIGHT	TIME
1st	27	initial	6526.4	232 sec.
		grams shelled / min	1430.9	
2nd	24	unshelled	993.4	155 sec.
		grams shelled / min	294.5	
3rd	21	unshelled	232.7	82 sec.
		grams shelled / min	140.9	
4th	18	unshelled	40.2	29 sec.
		grams shelled / min	80.5	
5th		unshelled		
		grams shelled / min		
6th		unshelled		
		grams shelled / min		
Final grams unshelled			1.3	
Total grams shelled			6526.4	8.30 min.
Total grams shelled / min			786.3	
HULLS			1530.9	

LOCATION 40 UPPT 2004 SHELLING DATA

VARIETY: UF03325 DATE: OCT. 29, 2004

GRATE		WEIGHT	TIME
29	initial	6478.1	127 sec.
	grams shelled / min	2511.1	
26	unshelled	1163.0	80 sec.
	grams shelled / min	593.6	
23	unshelled	371.6	79 sec.
	grams shelled / min	195.7	
20	unshelled	113.9	45 sec.
	grams shelled / min	116.5	
17	unshelled	26.5	20 sec.
	grams shelled / min	79.5	
unshelled			
grams shelled / min			
Final grams unshelled			0.0
Total grams shelled			6478.1 5.85 min.
Total grams shelled / min			1107.4
HULLS			1502.4

LOCATION 50 UPPT 2004 SHELLING DATA

VARIETY: UF03325 DATE: NOV. 04, 2004

STAGE	GRATE		WEIGHT	TIME
1st	28	initial	5190.3	139 sec.
		grams shelled / min	1565.4	
2nd	25	unshelled	1563.7	118 sec.
		grams shelled / min	469.1	
3rd	22	unshelled	641.2	159 sec.
		grams shelled / min	169.5	
4th	19	unshelled	192.1	96 sec.
		grams shelled / min	120.1	
5th	16	unshelled	33.9	35 sec.
		grams shelled / min	49.9	
6th		unshelled		
		grams shelled / min		
Final grams unshelled			4.8	
Total grams shelled			5190.3	9.12 min.
Total grams shelled / min			569.3	
HULLS			1253.2	

LOCATION 61 UPPT 2004 SHELLING DATA

VARIETY: UF03325 DATE: DEC. 16, 2004

GRATE		WEIGHT	TIME
27	initial	6868.0	222 sec.
	grams shelled / min	1618.2	
24	unshelled	880.6	113 sec.
	grams shelled / min	362.3	
21	unshelled	198.2	44 sec.
	grams shelled / min	238.5	
18	unshelled	23.3	10 sec.
	grams shelled / min	139.8	
unshelled			
grams shelled / min			
Final grams unshelled			0.0
Total grams shelled			6868.0 6.48 min.
Total grams shelled / min			1059.3
HULLS			1330.4

LOCATION 62 UPPT 2004 SHELLING DATA

VARIETY: UF03325 DATE: JAN. 06. 2005

STAGE	GRATE		WEIGHT	TIME
1st	29	initial	6634.0	163 sec.
		grams shelled / min	1161.0	
2nd	26	unshelled	3480.0	177 sec.
		grams shelled / min	385.8	
3rd	23	unshelled	2342.0	491 sec.
		grams shelled / min	221.1	
4th	20	unshelled	532.6	249 sec.
		grams shelled / min	128.3	
5th	17	unshelled	120.7	73 sec.
		grams shelled / min	96.3	
6th		unshelled		
		grams shelled / min		
		Final grams unshelled	3.5	
		Total grams shelled	6634.0	19.22 min.
		Total grams shelled / min	345.2	
		HULLS	1346.4	

LOCATION 63 UPPT 2004 SHELLING DATA

VARIETY: UF03325 DATE: JAN. 19. 2005

GRATE		WEIGHT	TIME	
28	initial	6711.7	187 sec.	
	grams shelled / min	1341.9		
25	unshelled	2529.6	148 sec.	
	grams shelled / min	736.2		
22	unshelled	713.7	113 sec.	
	grams shelled / min	329.0		
19	unshelled	94.0	23 sec.	
	grams shelled / min	232.4		
16	unshelled	4.9	2 sec.	
	grams shelled / min	147.0		
		Final grams unshelled	0.0	
		Total grams shelled	6711.7	7.88 min.
		Total grams shelled / min	851.4	
		HULLS	1385.4	

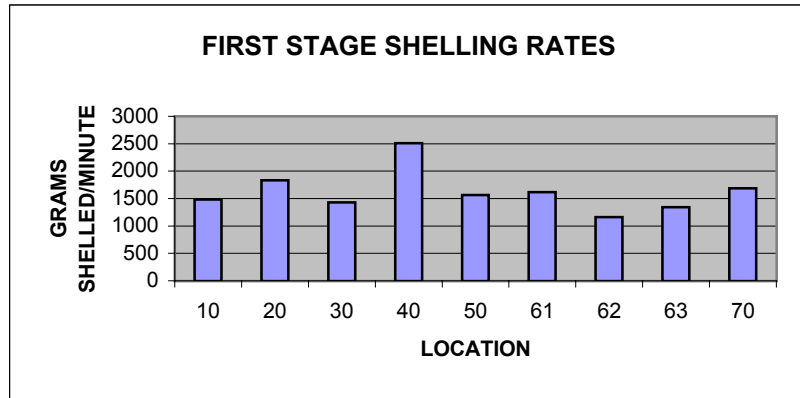
LOCATION 70 UPPT 2004 SHELLING DATA

VARIETY: UF03325 DATE: DEC. 27. 2004

STAGE	GRATE		WEIGHT	TIME
1st	29	initial	6862.3	135 sec.
		grams shelled / min	1685.7	
2nd	26	unshelled	3069.4	122 sec.
		grams shelled / min	662.7	
3rd	23	unshelled	1721.9	209 sec.
		grams shelled / min	422.4	
4th	20	unshelled	250.5	94 sec.
		grams shelled / min	138.7	
5th	17	unshelled	33.2	14 sec.
		grams shelled / min	142.3	
6th		unshelled		
		grams shelled / min		
		Final grams unshelled	0.0	
		Total grams shelled	6862.3	9.57 min.
		Total grams shelled / min	717.3	
		HULLS	1439.7	

UF03325 UPPT 2004 FIRST STAGE SHELLING RATES

<u>LOCATION</u>	<u>GRAMS SHELLLED / MINUTE</u>
10	1484.5
20	1832.0
30	1430.9
40	2511.1
50	1565.4
61	1618.2
62	1161.0
63	1341.9
70	1685.7



UF03326 UPPT 2004 POD BULK DENSITY TABLE

LOCATION 10

BULK	Kg	cm	Kg/m ³
DENSITY	4.91	19.28	274.46

LOCATION 30

BULK	Kg	cm	Kg/m ³
DENSITY	6.37	25.33	270.89

LOCATION 50

BULK	Kg	cm	Kg/m ³
DENSITY	5.29	19.53	291.42

LOCATION 62

BULK	Kg	cm	Kg/m ³
DENSITY	6.79	25.75	284.04

LOCATION 70

BULK	Kg	cm	Kg/m ³
DENSITY	7.04	25.60	296.05

LOCATION 20

BULK	Kg	cm	Kg/m ³
DENSITY	7.01	26.35	286.43

LOCATION 40

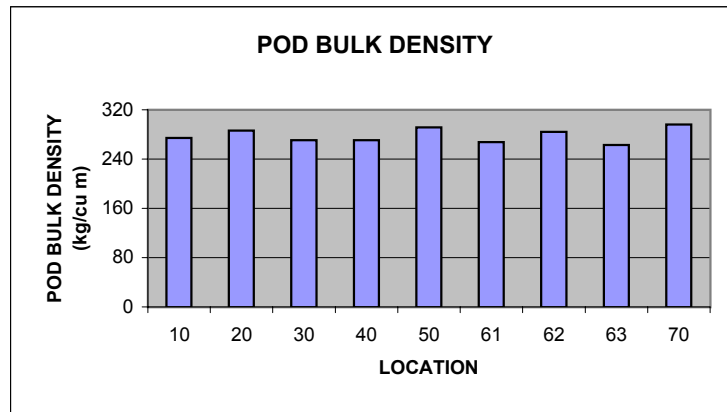
BULK	Kg	cm	Kg/m ³
DENSITY	6.54	25.98	270.83

LOCATION 61

BULK	Kg	cm	Kg/m ³
DENSITY	6.74	27.10	267.79

LOCATION 63

BULK	Kg	cm	Kg/m ³
DENSITY	6.87	28.13	262.87



UF03326 UPPT 2004 COMMERCIAL GRADE SIZE WEIGHT PERCENT TABLE

LOCATION 10

JUMBO	50.58
MEDIUM	22.09
NUMBER 1	2.85
- 16	4.21
SPLITS	20.27

LOCATION 20

JUMBO	41.42
MEDIUM	34.82
NUMBER 1	4.59
- 16	3.92
SPLITS	15.25

LOCATION 30

JUMBO	40.54
MEDIUM	30.33
NUMBER 1	6.58
- 16	4.48
SPLITS	18.06

LOCATION 40

JUMBO	48.67
MEDIUM	25.67
NUMBER 1	5.04
- 16	5.55
SPLITS	15.08

LOCATION 50

JUMBO	43.87
MEDIUM	31.81
NUMBER 1	5.47
- 16	6.41
SPLITS	12.44

LOCATION 61

JUMBO	44.73
MEDIUM	37.05
NUMBER 1	5.16
- 16	2.93
SPLITS	10.14

LOCATION 62

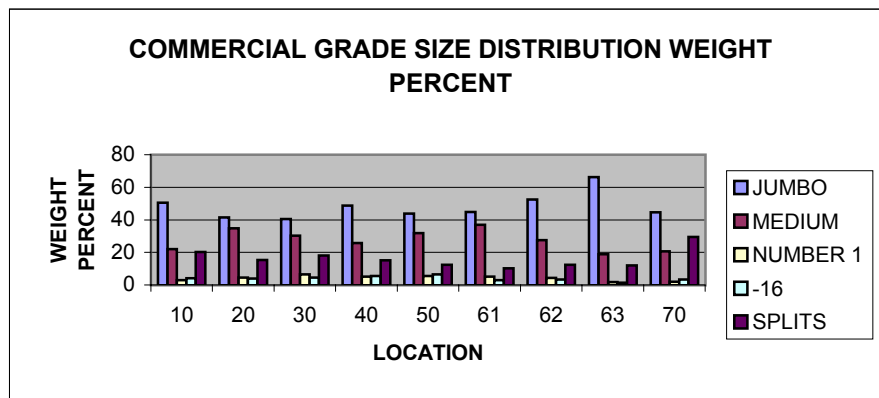
JUMBO	52.45
MEDIUM	27.54
NUMBER 1	4.37
- 16	3.32
SPLITS	12.31

LOCATION 63

JUMBO	66.21
MEDIUM	18.82
NUMBER 1	1.77
- 16	1.29
SPLITS	11.91

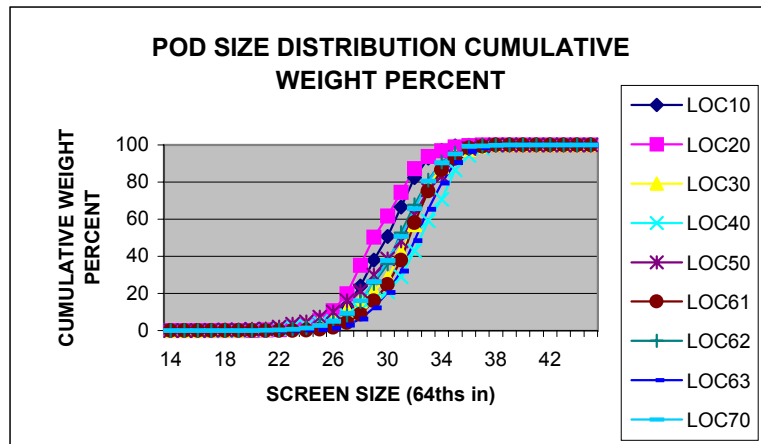
LOCATION 70

JUMBO	44.54
MEDIUM	20.65
NUMBER 1	2.03
- 16	3.35
SPLITS	29.42



UF03326 UPPT 2004 POD SIZE DISTRIBUTION CUMULATIVE WEIGHT PERCENT TABLE

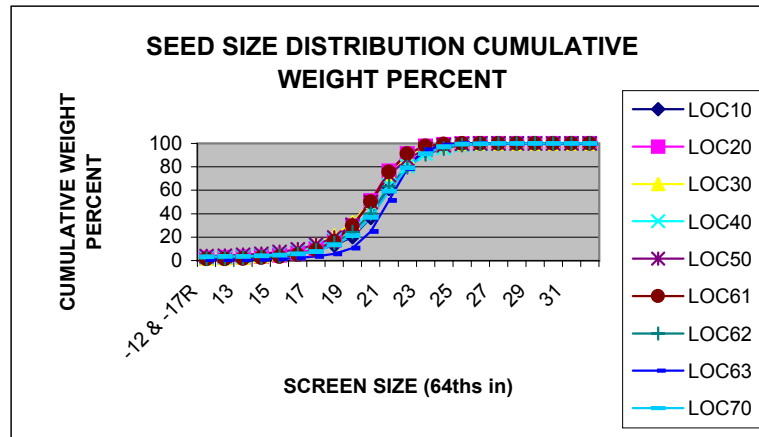
SCREEN SIZE	<u>LOCATION</u>								
	10	20	30	40	50	61	62	63	70
14	0.00	0.00	0.00	0.00	0.00	0.00	0.00	0.00	0.00
15	0.00	0.00	0.00	0.00	0.00	0.00	0.00	0.00	0.00
16	0.00	0.00	0.01	0.01	0.02	0.00	0.00	0.00	0.00
17	0.01	0.00	0.10	0.05	0.13	0.00	0.00	0.00	0.00
18	0.02	0.00	0.16	0.07	0.28	0.00	0.00	0.00	0.01
19	0.06	0.04	0.21	0.19	0.39	0.00	0.01	0.00	0.01
20	0.06	0.05	0.46	0.28	0.61	0.00	0.01	0.00	0.01
21	0.22	0.28	0.75	0.64	0.92	0.00	0.04	0.00	0.12
22	0.58	0.53	1.37	1.04	1.92	0.01	0.29	0.04	0.35
23	1.27	1.66	1.94	1.65	3.41	0.06	0.82	0.10	0.75
24	1.82	2.52	3.25	2.41	4.65	0.17	1.55	0.33	1.40
25	3.72	5.49	5.29	4.12	7.16	0.62	3.06	0.57	2.72
26	6.39	10.74	7.29	4.86	9.92	1.66	4.54	1.26	4.97
27	13.34	19.75	11.44	7.89	16.01	4.26	8.25	2.92	9.34
28	23.93	35.22	15.80	10.93	21.44	8.75	15.61	6.20	16.11
29	37.86	50.40	21.35	16.56	29.75	16.02	25.39	12.17	26.38
30	50.63	61.71	28.49	20.93	38.63	24.82	35.93	20.55	37.71
31	66.58	74.52	42.30	28.93	48.31	38.01	52.75	32.03	50.71
32	82.40	87.26	57.08	42.92	62.37	58.09	67.82	48.43	65.74
33	92.87	93.81	77.36	59.10	75.92	75.11	80.98	65.38	80.51
34	97.12	96.81	88.36	70.73	83.36	86.53	90.86	79.55	90.42
35	99.47	99.01	94.13	86.48	93.06	92.69	95.77	90.47	95.25
36	99.85	99.65	97.66	94.37	98.08	98.45	98.59	96.52	99.28
37	100.00	99.94	99.20	98.35	99.56	99.34	99.62	98.64	99.56
38	100.00	100.00	100.00	99.67	100.00	100.00	99.91	99.80	99.87
39	100.00	100.00	100.00	100.00	100.00	100.00	100.00	99.80	100.00
40	100.00	100.00	100.00	100.00	100.00	100.00	100.00	100.00	100.00
41	100.00	100.00	100.00	100.00	100.00	100.00	100.00	100.00	100.00
42	100.00	100.00	100.00	100.00	100.00	100.00	100.00	100.00	100.00
44	100.00	100.00	100.00	100.00	100.00	100.00	100.00	100.00	100.00
46	100.00	100.00	100.00	100.00	100.00	100.00	100.00	100.00	100.00
48	100.00	100.00	100.00	100.00	100.00	100.00	100.00	100.00	100.00



UF03326 UPPT 2004 SEED SIZE DISTRIBUTION CUMULATIVE WEIGHT PERCENT TABLE

LOCATION

Screen Size	10	20	30	40	50	61	62	63	70
-12 & -17R	3.00	2.24	2.04	2.65	3.73	1.24	1.64	0.78	3.26
12	3.32	2.60	2.30	3.00	4.10	1.38	1.93	0.83	3.46
13	3.72	3.03	2.85	3.80	4.80	1.75	2.35	0.95	3.68
14	4.33	3.66	3.89	5.02	5.86	2.38	2.89	1.08	4.07
15	5.28	4.63	5.47	6.53	7.32	3.26	3.79	1.46	4.75
16	6.42	6.16	8.29	8.62	9.55	5.03	5.34	2.07	5.76
17	8.85	10.04	13.50	12.46	13.57	9.00	8.78	3.47	7.63
18	13.22	17.40	21.12	18.33	19.75	16.41	15.15	5.82	13.28
19	20.28	29.87	32.52	27.07	30.49	29.87	24.28	10.71	21.20
20	36.56	51.13	50.52	42.69	49.90	50.23	40.19	24.84	36.89
21	61.50	76.57	73.31	64.28	73.00	75.57	63.26	51.42	59.37
22	82.07	91.30	88.15	80.58	86.88	91.35	79.72	78.48	79.23
23	94.04	97.74	96.20	91.33	95.07	97.78	90.61	94.40	91.20
24	98.18	99.26	98.55	96.07	98.45	99.45	95.64	98.68	97.18
25	99.52	99.83	99.63	98.57	99.72	99.91	98.68	99.90	99.33
26	99.87	99.99	99.87	99.41	99.89	99.98	99.61	100.00	99.86
27	99.97	100.00	100.00	99.79	100.00	100.00	99.90	100.00	99.95
28	100.00	100.00	100.00	100.00	100.00	100.00	99.97	100.00	100.00
29	100.00	100.00	100.00	100.00	100.00	100.00	99.97	100.00	100.00
30	100.00	100.00	100.00	100.00	100.00	100.00	100.00	100.00	100.00
31	100.00	100.00	100.00	100.00	100.00	100.00	100.00	100.00	100.00
32	100.00	100.00	100.00	100.00	100.00	100.00	100.00	100.00	100.00



UF03326 UPPT 2004 SEED COUNT/POUND TABLE

LOCATION 10

JUMBO	585
MEDIUM	771
NUMBER 1	1203
SPLITS	1638

LOCATION 20

JUMBO	624
MEDIUM	792
NUMBER 1	1145
SPLITS	1705

LOCATION 30

JUMBO	561
MEDIUM	747
NUMBER 1	1166
SPLITS	1449

LOCATION 40

JUMBO	543
MEDIUM	718
NUMBER 1	1098
SPLITS	1487

LOCATION 50

JUMBO	576
MEDIUM	752
NUMBER 1	1271
SPLITS	1553

LOCATION 61

JUMBO	595
MEDIUM	707
NUMBER 1	1031
SPLITS	1564

LOCATION 62

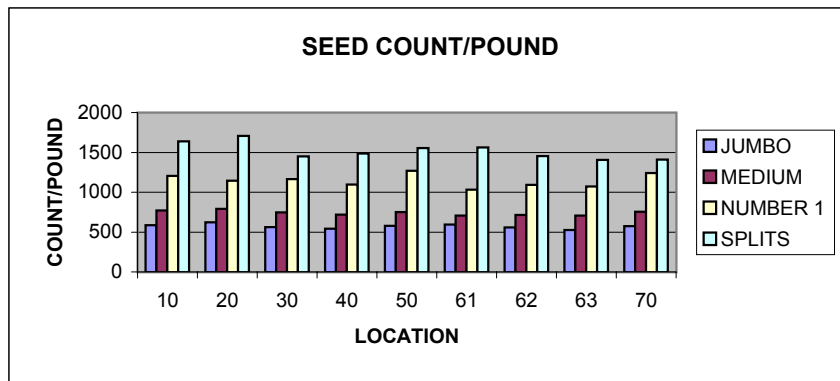
JUMBO	557
MEDIUM	713
NUMBER 1	1090
SPLITS	1454

LOCATION 63

JUMBO	527
MEDIUM	705
NUMBER 1	1072
SPLITS	1404

LOCATION 70

JUMBO	576
MEDIUM	755
NUMBER 1	1239
SPLITS	1409



UF03326 UPPT 2004 GAC 2000 SEED MOISTURE CONTENT TABLE

LOCATION 10

JUMBO	5.5
MEDIUM	5.6
NUMBER 1	NA
SPLITS	5.6

LOCATION 20

JUMBO	6.7
MEDIUM	6.9
NUMBER 1	7.3
SPLITS	6.7

LOCATION 30

JUMBO	6.7
MEDIUM	6.6
NUMBER 1	6.9
SPLITS	6.2

LOCATION 40

JUMBO	6.5
MEDIUM	6.7
NUMBER 1	7.4
SPLITS	6.5

LOCATION 50

JUMBO	6.6
MEDIUM	6.6
NUMBER 1	7.0
SPLITS	6.5

LOCATION 61

JUMBO	6.3
MEDIUM	6.5
NUMBER 1	6.8
SPLITS	6.2

LOCATION 62

JUMBO	6.8
MEDIUM	7.0
NUMBER 1	7.5
SPLITS	6.9

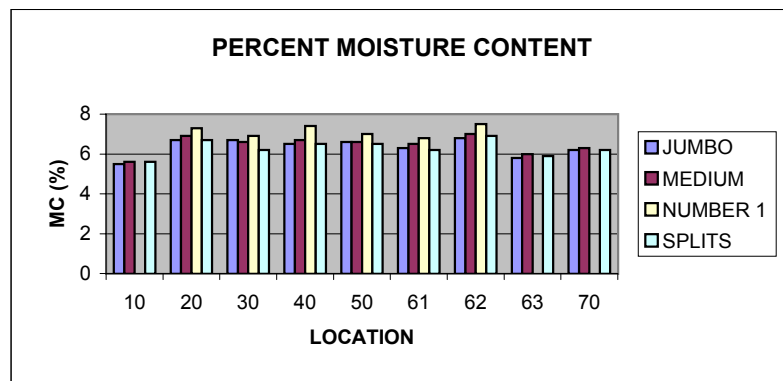
LOCATION 63

JUMBO	5.8
MEDIUM	6.0
NUMBER 1	NA
SPLITS	5.9

LOCATION 70

JUMBO	6.2
MEDIUM	6.3
NUMBER 1	NA
SPLITS	6.2

NA INDICATES THAT THERE WAS NOT ENOUGH MATERIAL FOR THE GAC 2000 MOISTURE METER TO READ



LOCATION 10 UPPT 2004 SHELLING DATA

VARIETY: UF03326 DATE: NOV. 15, 2004

STAGE	GRATE		WEIGHT	TIME
1st	28	initial	4719.5	142 sec.
		grams shelled / min	1538.9	
2nd	25	unshelled	1077.4	77 sec.
		grams shelled / min	621.7	
3rd	16**	unshelled	279.5	94 sec.
		grams shelled / min	177.1	
4th		unshelled		
		grams shelled / min		
5th		unshelled		
		grams shelled / min		
6th		unshelled		
		grams shelled / min		
Final grams unshelled			2.1	
Total grams shelled			4719.5	5.22 min.
Total grams shelled / min			904.7	
HULLS			974.7	

LOCATION 20 UPPT 2004 SHELLING DATA

VARIETY: UF03326 DATE: NOV. 24, 2004

GRATE		WEIGHT	TIME	
28	initial	6861.1	183 sec.	
	grams shelled / min	1684.5		
25	unshelled	1723.4	120 sec.	
	grams shelled / min	577.3		
22	unshelled	568.9	123 sec.	
	grams shelled / min	230.4		
19	unshelled	96.5	40 sec.	
	grams shelled / min	140.7		
Final grams unshelled			2.7	
Total grams shelled			6861.1	7.77 min.
Total grams shelled / min			883.4	
HULLS			1514.4	

LOCATION 30 UPPT 2004 SHELLING DATA

VARIETY: UF03326 DATE: SEPT. 30, 2004

STAGE	GRATE		WEIGHT	TIME
1st	28	initial	6227.0	252 sec.
		grams shelled / min	1168.9	
2nd	25	unshelled	1317.7	120 sec.
		grams shelled / min	435.8	
3rd	22	unshelled	446.1	117 sec.
		grams shelled / min	166.2	
4th	19	unshelled	122.0	45 sec.
		grams shelled / min	139.2	
5th	16	unshelled	17.6	12 sec.
		grams shelled / min	88.0	
6th		unshelled		
		grams shelled / min		
Final grams unshelled			0.0	
Total grams shelled			6227.0	9.10 min.
Total grams shelled / min			684.3	
HULLS			1537.2	

LOCATION 40 UPPT 2004 SHELLING DATA

VARIETY: UF03326 DATE: OCT. 29, 2004

GRATE		WEIGHT	TIME	
30	initial	6331.6	134 sec.	
	grams shelled / min	2419.1		
27	unshelled	929.0	56 sec.	
	grams shelled / min	557.5		
24	unshelled	408.7	69 sec.	
	grams shelled / min	213.0		
21	unshelled	163.8	56 sec.	
	grams shelled / min	131.3		
18	unshelled	41.3	26 sec.	
	grams shelled / min	83.8		
16	unshelled	5.0	3 sec.	
	grams shelled / min	100.0		
Final grams unshelled			0.0	
Total grams shelled			6331.6	5.73 min.
Total grams shelled / min			1104.3	
HULLS			1588.3	

LOCATION 50 UPPT 2004 SHELLING DATA

VARIETY: UF03326 DATE: NOV. 04, 2004

STAGE	GRATE		WEIGHT	TIME
1st	29	initial	5103.2	123 sec.
		grams shelled / min	1812.0	
2nd	26	unshelled	1388.5	119 sec.
		grams shelled / min	435.4	
3rd	23	unshelled	525.0	116 sec.
		grams shelled / min	172.3	
4th	20	unshelled	191.9	59 sec.
		grams shelled / min	141.7	
5th	17	unshelled	52.6	34 sec.
		grams shelled / min	87.9	
6th		unshelled		
		grams shelled / min		
Final grams unshelled			2.8	
Total grams shelled			5103.2	7.52 min.
Total grams shelled / min			678.9	
HULLS			1247.5	

LOCATION 61 UPPT 2004 SHELLING DATA

VARIETY: UF03326 DATE: DEC. 16, 2004

GRATE		WEIGHT	TIME	
29	initial	6529.7	178 sec.	
	grams shelled / min	1878.7		
26	unshelled	956.1	82 sec.	
	grams shelled / min	490.0		
23	unshelled	286.4	54 sec.	
	grams shelled / min	302.9		
20	unshelled	13.8	5 sec.	
	grams shelled / min	165.6		
17	unshelled	0.0	1 sec.	
	grams shelled / min	0.0		
Final grams unshelled			0.0	
Total grams shelled			6529.7	5.33 min.
Total grams shelled / min			1224.3	
HULLS			1297.5	

LOCATION 62 UPPT 2004 SHELLING DATA

VARIETY: UF03326 DATE: JAN. 06. 2005

STAGE	GRATE		WEIGHT	TIME
1st	31	initial	6592.9	180 sec.
		grams shelled / min	1677.4	
2nd	28	unshelled	1560.8	79 sec.
		grams shelled / min	515.8	
3rd	25	unshelled	881.6	94 sec.
		grams shelled / min	342.7	
4th	22	unshelled	344.7	100 sec.
		grams shelled / min	179.8	
5th	19	unshelled	45.1	17 sec.
		grams shelled / min	154.9	
6th		unshelled		
		grams shelled / min		
Final grams unshelled			1.2	
Total grams shelled			6592.9	7.83 min.
Total grams shelled / min			841.6	
HULLS			1322.3	

LOCATION 63 UPPT 2004 SHELLING DATA

VARIETY: UF03326 DATE: JAN. 19. 2005

GRATE		WEIGHT	TIME
29	initial	6690.3	192 sec.
	grams shelled / min	1716.5	
26	unshelled	1197.5	89 sec.
	grams shelled / min	535.1	
23	unshelled	403.8	64 sec.
	grams shelled / min	369.8	
20	unshelled	9.4	3 sec.
	grams shelled / min	188.0	
unshelled			
grams shelled / min			
unshelled			
grams shelled / min			
Final grams unshelled			0.0
Total grams shelled			6690.3 5.80 min.
Total grams shelled / min			1153.5
HULLS			1511.8

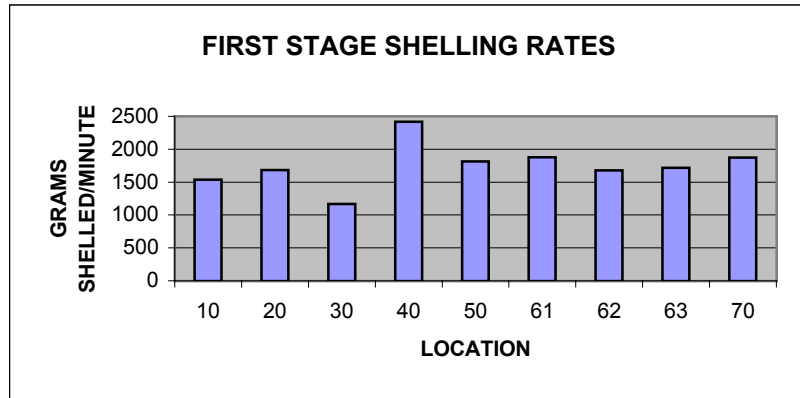
LOCATION 70 UPPT 2004 SHELLING DATA

VARIETY: UF03326 DATE: DEC. 27. 2004

STAGE	GRATE		WEIGHT	TIME
1st	29	initial	6843.7	156 sec.
		grams shelled / min	1872.8	
2nd	26	unshelled	1974.3	112 sec.
		grams shelled / min	666.1	
3rd	23	unshelled	731.0	109 sec.
		grams shelled / min	347.2	
4th	20	unshelled	100.3	18 sec.
		grams shelled / min	298.7	
5th	17	unshelled	10.7	4 sec.
		grams shelled / min	160.5	
6th		unshelled		
		grams shelled / min		
Final grams unshelled			0.0	
Total grams shelled			6843.7	6.65 min.
Total grams shelled / min			1029.1	
HULLS			1597.8	

UF03326 UPPT 2004 FIRST STAGE SHELLING RATES

<u>LOCATION</u>	<u>GRAMS SHELLED / MINUTE</u>
10	1538.9
20	1684.5
30	1168.9
40	2419.1
50	1812.0
61	1878.7
62	1677.4
63	1716.5
70	1872.8



UF03514 UPPT 2004 POD BULK DENSITY TABLE

LOCATION 10

BULK	Kg	cm	Kg/m3
DENSITY	5.52	19.28	308.01

LOCATION 20

BULK	Kg	cm	Kg/m3
DENSITY	6.90	23.03	322.54

LOCATION 30

BULK	Kg	cm	Kg/m3
DENSITY	6.37	23.40	292.86

LOCATION 40

BULK	Kg	cm	Kg/m3
DENSITY	6.57	23.60	299.88

LOCATION 50

BULK	Kg	cm	Kg/m3
DENSITY	5.40	18.95	306.69

LOCATION 61

BULK	Kg	cm	Kg/m3
DENSITY	7.04	25.48	297.47

LOCATION 62

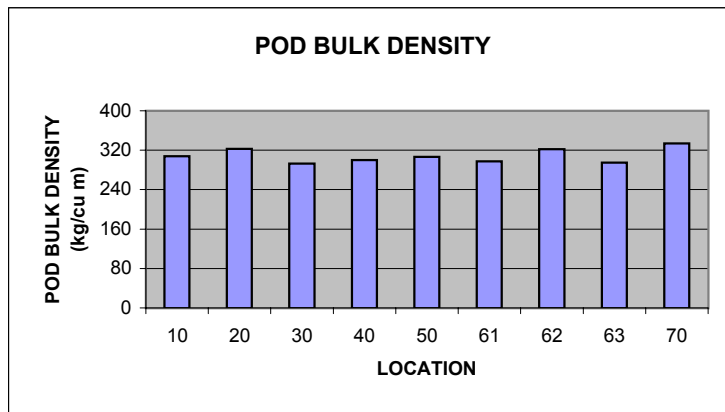
BULK	Kg	cm	Kg/m3
DENSITY	6.81	22.75	322.24

LOCATION 63

BULK	Kg	cm	Kg/m3
DENSITY	6.98	25.45	295.09

LOCATION 70

BULK	Kg	cm	Kg/m3
DENSITY	6.75	21.78	333.78



UF03514 UPPT 2004 COMMERCIAL GRADE SIZE WEIGHT PERCENT TABLE

LOCATION 10

JUMBO	45.00
MEDIUM	30.11
NUMBER 1	2.81
- 16	4.93
SPLITS	17.15

LOCATION 20

JUMBO	32.90
MEDIUM	46.43
NUMBER 1	5.50
- 16	4.12
SPLITS	11.05

LOCATION 30

JUMBO	38.17
MEDIUM	36.13
NUMBER 1	8.15
- 16	6.46
SPLITS	11.09

LOCATION 40

JUMBO	46.62
MEDIUM	28.79
NUMBER 1	5.92
- 16	6.46
SPLITS	12.21

LOCATION 50

JUMBO	38.75
MEDIUM	32.84
NUMBER 1	8.49
- 16	9.03
SPLITS	10.89

LOCATION 61

JUMBO	47.82
MEDIUM	33.58
NUMBER 1	4.37
- 16	4.12
SPLITS	10.11

LOCATION 62

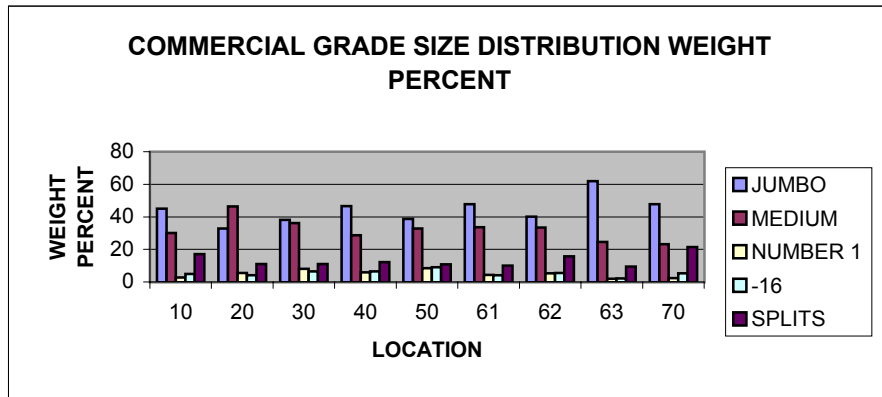
JUMBO	40.02
MEDIUM	33.45
NUMBER 1	5.40
- 16	5.43
SPLITS	15.70

LOCATION 63

JUMBO	61.96
MEDIUM	24.49
NUMBER 1	1.93
- 16	2.15
SPLITS	9.47

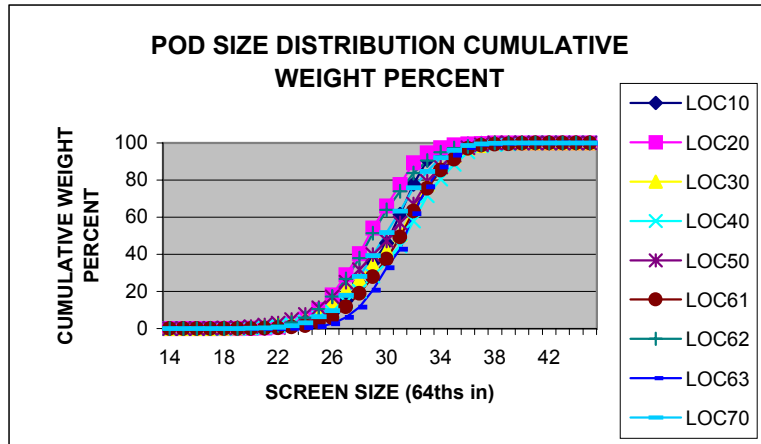
LOCATION 70

JUMBO	47.75
MEDIUM	23.17
NUMBER 1	2.40
- 16	5.21
SPLITS	21.47



UF03514 UPPT 2004 POD SIZE DISTRIBUTION CUMULATIVE WEIGHT PERCENT TABLE

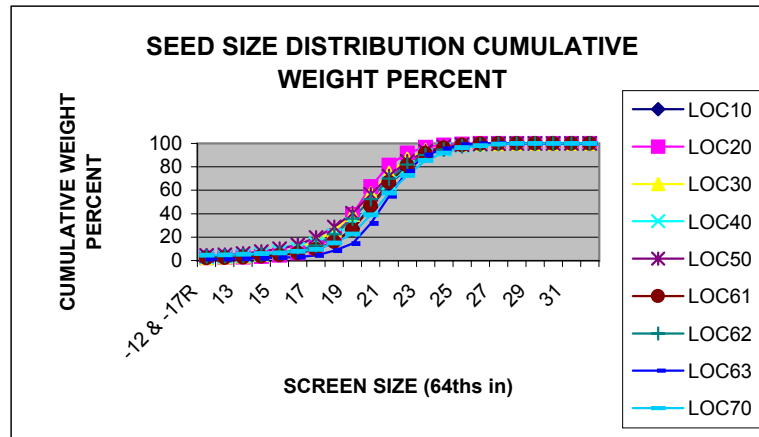
SCREEN SIZE	<u>LOCATION</u>								
	10	20	30	40	50	61	62	63	70
14	0.00	0.00	0.00	0.00	0.00	0.00	0.00	0.00	0.00
15	0.00	0.00	0.00	0.00	0.00	0.00	0.00	0.00	0.00
16	0.00	0.00	0.00	0.00	0.04	0.00	0.00	0.00	0.00
17	0.00	0.00	0.04	0.01	0.13	0.00	0.00	0.00	0.00
18	0.00	0.00	0.19	0.02	0.26	0.00	0.00	0.00	0.00
19	0.00	0.02	0.39	0.14	0.47	0.00	0.07	0.00	0.02
20	0.05	0.09	0.76	0.24	1.01	0.02	0.34	0.00	0.10
21	0.19	0.29	1.38	0.76	1.95	0.17	0.81	0.01	0.26
22	0.49	0.80	2.35	1.37	2.95	0.30	1.71	0.05	0.75
23	0.99	2.45	3.80	2.42	4.80	0.84	3.35	0.17	1.51
24	1.88	5.21	5.52	3.55	7.58	1.62	5.87	0.58	3.15
25	4.90	10.24	8.90	5.65	11.28	3.37	10.50	1.06	6.35
26	8.33	18.02	13.99	8.96	17.04	5.84	17.32	2.56	9.68
27	14.99	29.05	20.82	14.25	25.04	11.75	26.73	6.05	17.92
28	24.52	40.40	26.54	20.17	31.74	18.98	37.97	11.57	28.13
29	35.59	54.18	34.38	28.21	39.76	27.97	51.45	20.76	39.37
30	45.97	66.02	41.85	35.68	47.19	37.34	64.02	32.81	51.77
31	61.47	77.65	50.75	44.56	56.91	49.26	73.98	42.82	63.22
32	77.75	89.30	64.84	57.95	67.11	63.26	83.73	61.91	75.88
33	90.89	94.72	77.70	71.55	79.29	75.59	90.54	76.42	84.64
34	94.89	97.36	86.70	80.53	86.99	85.26	94.97	87.14	92.05
35	98.18	98.89	93.15	88.41	93.41	91.14	97.22	93.47	95.99
36	99.54	99.55	97.22	95.15	97.37	97.11	98.05	97.66	98.60
37	99.77	99.69	98.54	98.50	98.90	98.71	99.14	99.25	99.51
38	100.00	100.00	100.00	99.12	100.00	99.29	100.00	99.47	99.76
39	100.00	100.00	100.00	99.41	100.00	99.57	100.00	99.85	100.00
40	100.00	100.00	100.00	100.00	100.00	99.88	100.00	99.85	100.00
41	100.00	100.00	100.00	100.00	100.00	100.00	100.00	100.00	100.00
42	100.00	100.00	100.00	100.00	100.00	100.00	100.00	100.00	100.00
44	100.00	100.00	100.00	100.00	100.00	100.00	100.00	100.00	100.00
46	100.00	100.00	100.00	100.00	100.00	100.00	100.00	100.00	100.00
48	100.00	100.00	100.00	100.00	100.00	100.00	100.00	100.00	100.00



UF03514 UPPT 2004 SEED SIZE DISTRIBUTION CUMULATIVE WEIGHT PERCENT TABLE

LOCATION

Screen Size	10	20	30	40	50	61	62	63	70
-12 & -17R	3.88	2.44	2.56	3.03	4.31	2.22	3.44	1.35	4.58
12	4.17	2.71	3.04	3.55	4.93	2.48	3.75	1.45	4.88
13	4.56	3.08	3.92	4.48	6.01	2.83	4.31	1.62	5.36
14	5.06	3.63	5.18	5.59	7.62	3.49	5.10	1.88	5.94
15	5.95	4.64	7.26	7.36	10.13	4.59	6.44	2.38	6.64
16	7.11	6.43	10.30	9.64	13.48	6.21	8.65	3.06	7.91
17	9.35	10.81	16.43	14.10	19.66	9.45	12.84	4.51	9.70
18	15.49	20.88	25.88	21.18	28.76	16.10	22.50	8.54	14.91
19	27.18	39.35	39.27	30.89	40.31	26.26	35.74	14.55	22.79
20	45.69	63.01	57.07	46.90	56.51	46.81	52.53	31.56	39.20
21	65.30	81.48	74.62	66.14	72.19	67.04	69.90	54.86	57.63
22	78.66	91.75	86.62	79.42	84.76	81.33	82.03	76.13	72.55
23	90.07	96.84	94.09	89.56	93.18	91.64	90.22	90.12	85.46
24	95.29	98.71	97.13	94.67	97.19	96.10	94.69	95.45	91.70
25	98.29	99.53	99.15	98.07	98.90	98.75	97.58	98.99	96.55
26	99.61	99.89	99.60	99.27	99.54	99.60	98.91	99.60	98.21
27	99.89	99.97	99.84	99.75	99.84	99.87	99.67	99.89	99.48
28	99.97	100.00	100.00	100.00	100.00	100.00	99.92	100.00	99.87
29	100.00	100.00	100.00	100.00	100.00	100.00	100.00	100.00	99.95
30	100.00	100.00	100.00	100.00	100.00	100.00	100.00	100.00	100.00
31	100.00	100.00	100.00	100.00	100.00	100.00	100.00	100.00	100.00
32	100.00	100.00	100.00	100.00	100.00	100.00	100.00	100.00	100.00



UF03514 UPPT 2004 SEED COUNT/POUND TABLE

LOCATION 10

JUMBO	677
MEDIUM	886
NUMBER 1	1243
SPLITS	1786

LOCATION 20

JUMBO	734
MEDIUM	900
NUMBER 1	1191
SPLITS	1867

LOCATION 30

JUMBO	687
MEDIUM	886
NUMBER 1	1300
SPLITS	1890

LOCATION 40

JUMBO	658
MEDIUM	871
NUMBER 1	1243
SPLITS	1674

LOCATION 50

JUMBO	693
MEDIUM	928
NUMBER 1	1253
SPLITS	1674

LOCATION 61

JUMBO	681
MEDIUM	879
NUMBER 1	1223
SPLITS	1800

LOCATION 62

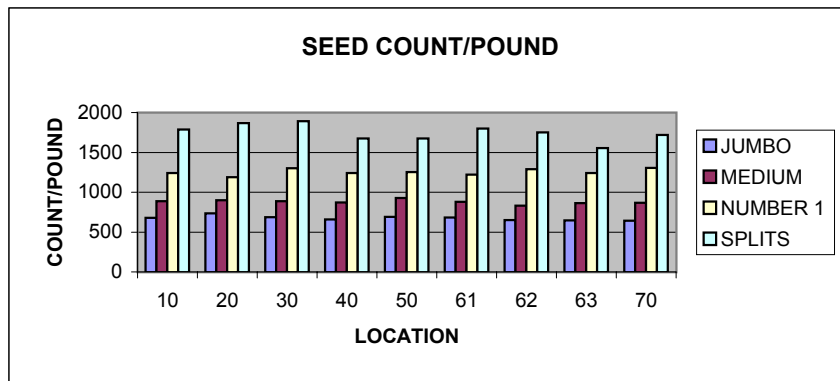
JUMBO	652
MEDIUM	831
NUMBER 1	1289
SPLITS	1751

LOCATION 63

JUMBO	645
MEDIUM	862
NUMBER 1	1239
SPLITS	1553

LOCATION 70

JUMBO	644
MEDIUM	867
NUMBER 1	1303
SPLITS	1718



UF03514 UPPT 2004 GAC 2000 SEED MOISTURE CONTENT TABLE

LOCATION 10

JUMBO	5.6
MEDIUM	5.8
NUMBER 1	NA
SPLITS	5.7

LOCATION 20

JUMBO	7.0
MEDIUM	7.2
NUMBER 1	7.4
SPLITS	7.0

LOCATION 30

JUMBO	6.5
MEDIUM	6.6
NUMBER 1	6.9
SPLITS	6.3

LOCATION 40

JUMBO	6.5
MEDIUM	6.6
NUMBER 1	6.9
SPLITS	6.4

LOCATION 50

JUMBO	6.7
MEDIUM	6.8
NUMBER 1	7.0
SPLITS	6.4

LOCATION 61

JUMBO	6.6
MEDIUM	6.5
NUMBER 1	6.9
SPLITS	6.1

LOCATION 62

JUMBO	7.1
MEDIUM	7.3
NUMBER 1	7.6
SPLITS	7.0

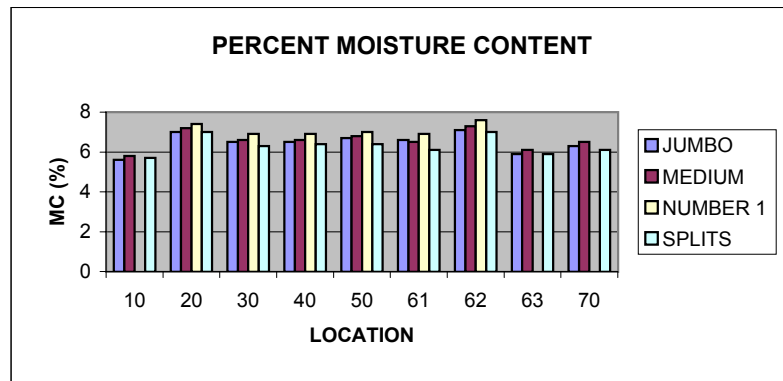
LOCATION 63

JUMBO	5.9
MEDIUM	6.1
NUMBER 1	NA
SPLITS	5.9

LOCATION 70

JUMBO	6.3
MEDIUM	6.5
NUMBER 1	NA
SPLITS	6.1

NA INDICATES THAT THERE WAS NOT ENOUGH MATERIAL FOR THE GAC 2000 MOISTURE METER TO READ



LOCATION 10 UPPT 2004 SHELLING DATA

VARIETY: UF03514 DATE: NOV. 16, 2004

STAGE	GRATE		WEIGHT	TIME
1st	30	initial	5317.2	110 sec.
		grams shelled / min	1810.0	
2nd	27	unshelled	1998.9	82 sec.
		grams shelled / min	952.8	
3rd	24	unshelled	696.8	81 sec.
		grams shelled / min	395.6	
4th	21	unshelled	162.7	32 sec.
		grams shelled / min	305.1	
5th	18	unshelled	11.8	4 sec.
		grams shelled / min	177.0	
6th		unshelled		
		grams shelled / min		
Final grams unshelled			0.0	
Total grams shelled			5317.2	5.15 min.
Total grams shelled / min			1032.5	
HULLS			1090.7	

LOCATION 20 UPPT 2004 SHELLING DATA

VARIETY: UF03514 DATE: NOV. 24, 2004

GRATE		WEIGHT	TIME	
29	initial	6740.5	123 sec.	
	grams shelled / min	1999.2		
26	unshelled	2642.2	107 sec.	
	grams shelled / min	757.1		
23	unshelled	1292.1	162 sec.	
	grams shelled / min	401.7		
20	unshelled	207.6	62 sec.	
	grams shelled / min	200.9		
17	unshelled	19.1	7 sec.	
	grams shelled / min	163.7		
unshelled				
grams shelled / min				
Final grams unshelled			0.0	
Total grams shelled			6740.5	7.68 min.
Total grams shelled / min			877.3	
HULLS			1384.1	

LOCATION 30 UPPT 2004 SHELLING DATA

VARIETY: UF03514 DATE: SEPT. 30, 2004

STAGE	GRATE		WEIGHT	TIME
1st	30	initial	6201.4	161 sec.
		grams shelled / min	1531.6	
2nd	27	unshelled	2091.6	115 sec.
		grams shelled / min	553.4	
3rd	24	unshelled	1030.9	138 sec.
		grams shelled / min	263.0	
4th	21	unshelled	425.9	140 sec.
		grams shelled / min	182.5	
5th	18	unshelled	130.1	76 sec.
		grams shelled / min	91.9	
6th	16	unshelled	13.7	7 sec.
		grams shelled / min	117.4	
Final grams unshelled			0.0	
Total grams shelled			6201.4	10.62 min.
Total grams shelled / min			584.1	
HULLS			1468.6	

LOCATION 40 UPPT 2004 SHELLING DATA

VARIETY: UF03514 DATE: OCT. 29, 2004

GRATE		WEIGHT	TIME	
30	initial	6377.6	120 sec.	
	grams shelled / min	2422.5		
27	unshelled	1532.7	76 sec.	
	grams shelled / min	728.6		
24	unshelled	609.8	81 sec.	
	grams shelled / min	301.6		
21	unshelled	202.7	67 sec.	
	grams shelled / min	181.5		
18	unshelled	42.8	32 sec.	
	grams shelled / min	71.3		
16	unshelled	4.8	5 sec.	
	grams shelled / min	57.6		
Final grams unshelled			0.0	
Total grams shelled			6377.6	6.35 min.
Total grams shelled / min			1004.3	
HULLS			1508.0	

LOCATION 50 UPPT 2004 SHELLING DATA

VARIETY: UF03514 DATE: NOV. 04, 2004

STAGE	GRATE		WEIGHT	TIME
1st	30	initial	5221.7	109 sec.
		grams shelled / min	1648.0	
2nd	27	unshelled	2227.9	114 sec.
		grams shelled / min	597.2	
3rd	24	unshelled	1093.2	147 sec.
		grams shelled / min	267.8	
4th	21	unshelled	437.0	151 sec.
		grams shelled / min	173.2	
5th	18	unshelled	133.3	70 sec.
		grams shelled / min	101.2	
6th	16	unshelled	15.2	8 sec.
		grams shelled / min	106.5	
Final grams unshelled			1.0	
Total grams shelled			5221.7	9.98 min.
Total grams shelled / min			523.0	
HULLS			1267.1	

LOCATION 61 UPPT 2004 SHELLING DATA

VARIETY: UF03514 DATE: DEC. 16, 2004

GRATE		WEIGHT	TIME	
30	initial	6823.9	136 sec.	
	grams shelled / min	2030.8		
27	unshelled	2220.7	104 sec.	
	grams shelled / min	854.1		
24	unshelled	740.2	94 sec.	
	grams shelled / min	357.7		
21	unshelled	179.8	40 sec.	
	grams shelled / min	269.7		
18	unshelled	9.3	4 sec.	
	grams shelled / min	139.5		
unshelled				
grams shelled / min				
Final grams unshelled			0.0	
Total grams shelled			6823.9	6.30 min.
Total grams shelled / min			1083.2	
HULLS			1322.7	

LOCATION 62 UPPT 2004 SHELLING DATA

VARIETY: UF03514 DATE: JAN. 06. 2005

STAGE	GRATE		WEIGHT	TIME
1st	31	initial	6613.6	137 sec.
		grams shelled / min	1422.3	
2nd	28	unshelled	3366.0	111 sec.
		grams shelled / min	547.7	
3rd	25	unshelled	2352.7	187 sec.
		grams shelled / min	385.5	
4th	22	unshelled	1151.3	312 sec.
		grams shelled / min	221.4	
5th	19	unshelled	263.7	139 sec.
		grams shelled / min	108.0	
6th	16	unshelled	13.5	6 sec.
		grams shelled / min	135.0	
		Final grams unshelled	0.0	
		Total grams shelled	6613.6	14.87 min.
		Total grams shelled / min	444.9	
		HULLS	1250.8	

LOCATION 63 UPPT 2004 SHELLING DATA

VARIETY: UF03514 DATE: JAN. 19. 2005

GRATE		WEIGHT	TIME
30	initial	6800.9	159 sec.
	grams shelled / min	1754.2	
27	unshelled	2152.4	115 sec.
	grams shelled / min	785.3	
24	unshelled	647.2	84 sec.
	grams shelled / min	396.0	
21	unshelled	92.8	19 sec.
	grams shelled / min	293.1	
18	unshelled	6.1	3 sec.
	grams shelled / min	122.0	
		unshelled	
		grams shelled / min	
		Final grams unshelled	0.0
		Total grams shelled	6800.9 6.33 min.
		Total grams shelled / min	1073.8
		HULLS	1484.9

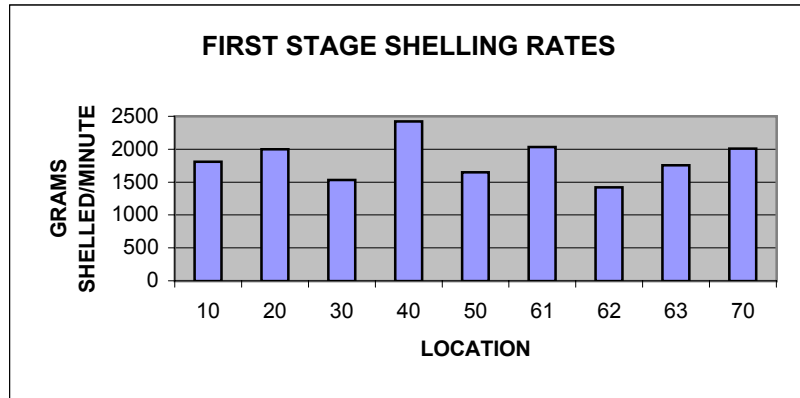
LOCATION 70 UPPT 2004 SHELLING DATA

VARIETY: UF03514 DATE: DEC. 27. 2004

STAGE	GRATE		WEIGHT	TIME
1st	31	initial	6554.6	125 sec.
		grams shelled / min	2009.5	
2nd	28	unshelled	2368.2	74 sec.
		grams shelled / min	891.2	
3rd	25	unshelled	1269.1	83 sec.
		grams shelled / min	594.9	
4th	22	unshelled	446.2	78 sec.
		grams shelled / min	343.2	
5th	19	unshelled	54.9	15 sec.
		grams shelled / min	203.6	
6th	16	unshelled	4.0	2 sec.
		grams shelled / min	120.0	
		Final grams unshelled	0.0	
		Total grams shelled	6554.6	6.28 min.
		Total grams shelled / min	1043.2	
		HULLS	1415.3	

UF03514 UPPT 2004 FIRST STAGE SHELLING RATES

<u>LOCATION</u>	<u>GRAMS SHELLLED / MINUTE</u>
10	1810.0
20	1999.2
30	1531.6
40	2422.5
50	1648.0
61	2030.8
62	1422.3
63	1754.2
70	2009.5



GA012534 UPPT 2004 POD BULK DENSITY TABLE

LOCATION 10

BULK	Kg	cm	Kg/m ³
DENSITY	5.07	19.25	283.49

LOCATION 30

BULK	Kg	cm	Kg/m ³
DENSITY	6.47	26.05	267.47

LOCATION 50

BULK	Kg	cm	Kg/m ³
DENSITY	5.37	20.20	286.38

LOCATION 62

BULK	Kg	cm	Kg/m ³
DENSITY	6.94	25.58	291.94

LOCATION 70

BULK	Kg	cm	Kg/m ³
DENSITY	6.71	23.15	312.13

LOCATION 20

BULK	Kg	cm	Kg/m ³
DENSITY	7.12	26.58	288.31

LOCATION 40

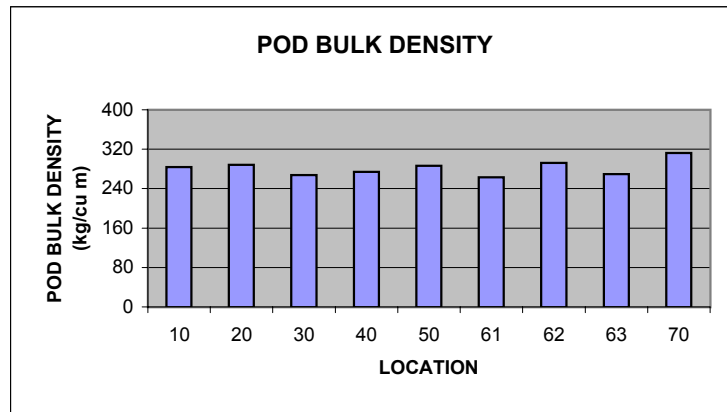
BULK	Kg	cm	Kg/m ³
DENSITY	6.54	25.68	274.32

LOCATION 61

BULK	Kg	cm	Kg/m ³
DENSITY	6.79	27.80	262.96

LOCATION 63

BULK	Kg	cm	Kg/m ³
DENSITY	6.75	26.93	269.68



GA012534 UPPT 2004 COMMERCIAL GRADE SIZE WEIGHT PERCENT TABLE

LOCATION 10

ELK	65.93
MEDIUM	4.43
NUMBER 1	1.96
-15	4.84
SPLITS	22.84

LOCATION 20

ELK	74.52
MEDIUM	6.89
NUMBER 1	1.71
-15	2.77
SPLITS	14.11

LOCATION 30

ELK	66.56
MEDIUM	9.79
NUMBER 1	4.32
-15	3.62
SPLITS	15.71

LOCATION 40

ELK	69.60
MEDIUM	8.49
NUMBER 1	4.26
-15	4.52
SPLITS	13.13

LOCATION 50

ELK	70.63
MEDIUM	6.73
NUMBER 1	3.95
-15	4.92
SPLITS	13.77

LOCATION 61

ELK	72.20
MEDIUM	9.52
NUMBER 1	4.22
-15	3.61
SPLITS	10.45

LOCATION 62

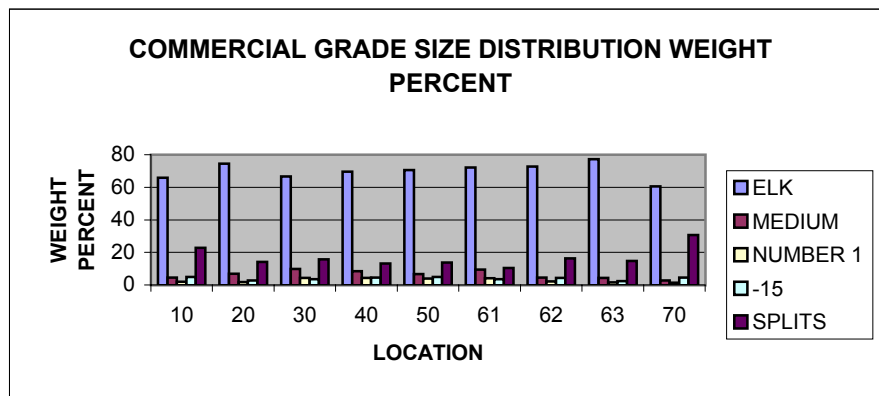
ELK	72.68
MEDIUM	4.55
NUMBER 1	2.23
-15	4.24
SPLITS	16.30

LOCATION 63

ELK	77.19
MEDIUM	4.25
NUMBER 1	1.57
-15	2.33
SPLITS	14.66

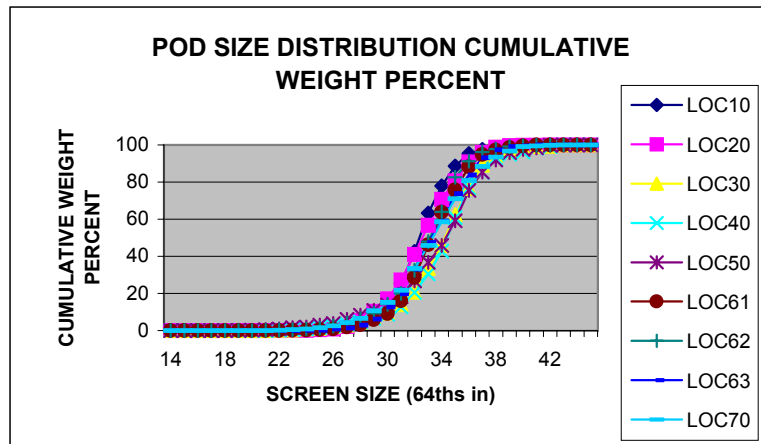
LOCATION 70

ELK	60.60
MEDIUM	2.78
NUMBER 1	1.45
-15	4.47
SPLITS	30.71



GA012534 UPPT 2004 POD SIZE DISTRIBUTION CUMULATIVE WEIGHT PERCENT TABLE

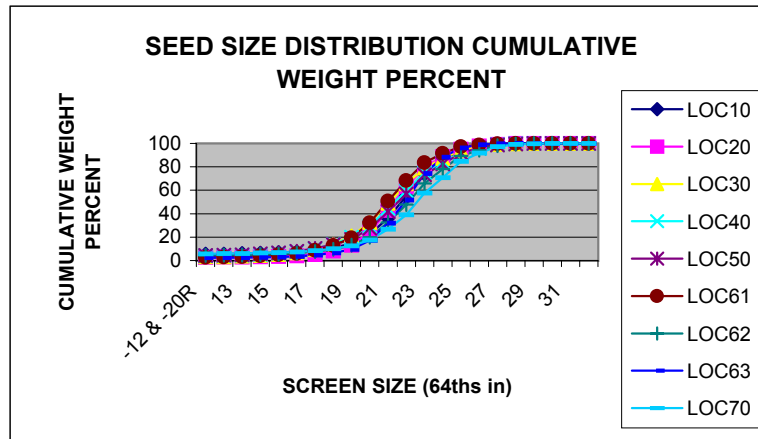
SCREEN SIZE	<u>LOCATION</u>								
	10	20	30	40	50	61	62	63	70
14	0.00	0.00	0.00	0.00	0.00	0.00	0.00	0.00	0.00
15	0.00	0.00	0.00	0.00	0.00	0.00	0.00	0.00	0.00
16	0.00	0.00	0.00	0.00	0.01	0.00	0.00	0.00	0.00
17	0.00	0.00	0.00	0.00	0.01	0.00	0.00	0.00	0.00
18	0.00	0.00	0.00	0.00	0.08	0.00	0.00	0.00	0.00
19	0.00	0.00	0.00	0.00	0.13	0.00	0.00	0.00	0.00
20	0.00	0.00	0.00	0.00	0.24	0.00	0.01	0.00	0.00
21	0.01	0.01	0.02	0.03	0.48	0.02	0.12	0.03	0.07
22	0.11	0.06	0.14	0.21	0.85	0.04	0.31	0.05	0.20
23	0.20	0.09	0.37	0.44	1.56	0.15	0.54	0.08	0.53
24	0.37	0.17	0.78	0.79	1.86	0.17	0.83	0.15	0.86
25	0.68	0.46	1.28	1.53	2.91	0.57	1.44	0.25	1.61
26	1.14	0.86	2.07	2.44	3.82	0.89	2.35	0.79	2.66
27	2.54	2.24	2.96	3.37	5.99	1.83	4.13	1.31	4.23
28	4.67	5.29	4.55	4.63	8.31	3.18	6.31	2.95	6.57
29	8.76	10.39	7.08	6.62	10.79	5.85	9.28	6.19	10.70
30	15.24	17.11	9.46	8.81	13.73	9.17	14.06	12.74	15.10
31	25.27	27.25	13.96	12.82	18.31	16.09	20.08	19.87	21.71
32	42.57	40.97	20.68	20.43	26.71	28.56	32.40	33.07	33.39
33	63.20	56.80	33.48	30.52	36.72	46.16	48.01	47.33	45.93
34	77.96	70.77	45.81	42.74	45.95	63.86	64.05	58.91	58.56
35	88.62	80.74	62.34	60.81	59.14	75.83	82.52	73.72	71.00
36	95.37	90.86	76.50	76.72	75.51	88.32	91.25	83.74	80.95
37	97.59	96.04	89.13	85.25	85.40	94.91	96.22	93.03	88.51
38	98.38	98.84	94.50	93.00	91.96	97.32	97.75	97.43	93.40
39	98.85	99.60	96.98	94.99	95.82	98.57	99.17	99.17	96.71
40	99.41	99.87	98.37	96.19	97.59	99.45	99.53	99.50	99.06
41	99.84	99.87	99.17	98.28	98.53	100.00	99.82	100.00	99.40
42	100.00	100.00	99.32	99.06	99.75	100.00	100.00	100.00	99.79
44	100.00	100.00	100.00	100.00	100.00	100.00	100.00	100.00	100.00
46	100.00	100.00	100.00	100.00	100.00	100.00	100.00	100.00	100.00
48	100.00	100.00	100.00	100.00	100.00	100.00	100.00	100.00	100.00



GA012534 UPPT 2004 SEED SIZE DISTRIBUTION CUMULATIVE WEIGHT PERCENT TABLE

LOCATION

Screen Size	10	20	30	40	50	61	62	63	70
-12 & -20R	5.39	2.83	3.17	4.03	4.37	2.85	4.42	2.43	5.72
12	5.59	2.90	3.38	4.27	4.60	3.02	4.53	2.46	5.92
13	5.90	3.04	3.80	4.63	4.98	3.35	4.77	2.54	6.08
14	6.28	3.23	4.29	5.20	5.71	4.03	5.07	2.73	6.45
15	6.71	3.53	5.20	6.23	6.60	4.82	5.58	3.05	6.80
16	7.41	3.99	6.57	7.61	7.98	5.91	6.32	3.64	7.49
17	8.81	5.22	9.42	10.11	10.29	8.74	7.73	4.57	8.54
18	10.92	8.07	14.01	13.94	13.73	12.72	9.69	6.57	10.14
19	14.55	13.23	21.04	19.88	18.09	19.38	13.17	9.55	12.54
20	22.32	24.40	32.49	29.23	27.56	32.32	19.97	17.26	17.52
21	36.45	43.02	48.81	44.49	41.73	50.95	32.45	31.93	26.83
22	54.86	63.38	65.60	59.66	56.79	68.23	47.75	51.73	39.04
23	73.92	79.42	78.87	74.75	73.09	83.59	65.97	74.45	57.67
24	86.24	88.87	87.24	84.04	82.53	91.47	78.12	88.24	70.79
25	94.38	94.96	94.27	91.81	91.81	97.15	89.30	96.26	84.84
26	98.03	97.79	97.24	95.71	96.27	98.75	94.29	98.81	91.89
27	99.32	99.32	99.20	98.94	98.67	99.76	98.17	99.80	97.30
28	99.95	99.88	99.75	99.75	99.57	99.97	99.57	100.00	99.13
29	99.95	100.00	100.00	99.95	99.92	99.97	99.91	100.00	99.74
30	100.00	100.00	100.00	100.00	100.00	100.00	100.00	100.00	99.96
31	100.00	100.00	100.00	100.00	100.00	100.00	100.00	100.00	100.00
32	100.00	100.00	100.00	100.00	100.00	100.00	100.00	100.00	100.00



GA012534 UPPT 2004 SEED COUNT/POUND TABLE

LOCATION 10

ELK	553
MEDIUM	854
NUMBER 1	1257
SPLITS	1236

LOCATION 20

ELK	567
MEDIUM	804
NUMBER 1	1163
SPLITS	1271

LOCATION 30

ELK	547
MEDIUM	856
NUMBER 1	1219
SPLITS	1148

LOCATION 40

ELK	531
MEDIUM	828
NUMBER 1	1303
SPLITS	1181

LOCATION 50

ELK	524
MEDIUM	861
NUMBER 1	1383
SPLITS	1223

LOCATION 61

ELK	571
MEDIUM	874
NUMBER 1	1219
SPLITS	1278

LOCATION 62

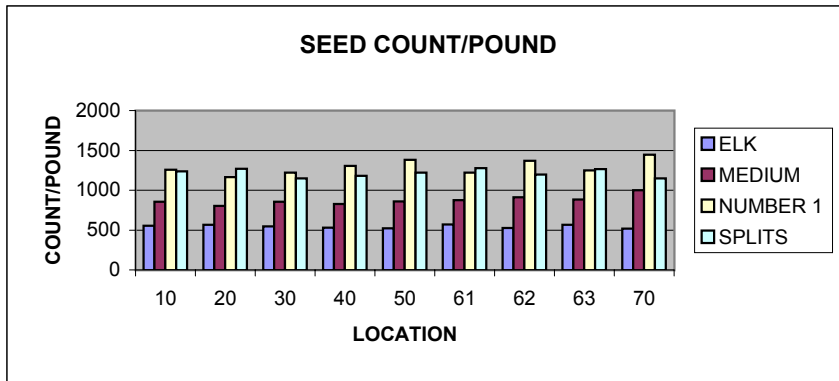
ELK	526
MEDIUM	911
NUMBER 1	1370
SPLITS	1197

LOCATION 63

ELK	565
MEDIUM	882
NUMBER 1	1250
SPLITS	1264

LOCATION 70

ELK	518
MEDIUM	999
NUMBER 1	1445
SPLITS	1148



GA012534 UPPT 2004 GAC 2000 SEED MOISTURE CONTENT TABLE

LOCATION 10

ELK	6.1
MEDIUM	6.2
NUMBER 1	NA
SPLITS	5.9

LOCATION 20

ELK	7.6
MEDIUM	7.8
NUMBER 1	NA
SPLITS	7.3

LOCATION 30

ELK	8.2
MEDIUM	7.7
NUMBER 1	8.2
SPLITS	7.0

LOCATION 40

ELK	7.4
MEDIUM	7.7
NUMBER 1	8.2
SPLITS	7.2

LOCATION 50

ELK	7.0
MEDIUM	7.3
NUMBER 1	7.5
SPLITS	6.8

LOCATION 61

ELK	7.1
MEDIUM	7.4
NUMBER 1	7.8
SPLITS	7.0

LOCATION 62

ELK	8.0
MEDIUM	8.3
NUMBER 1	NA
SPLITS	7.8

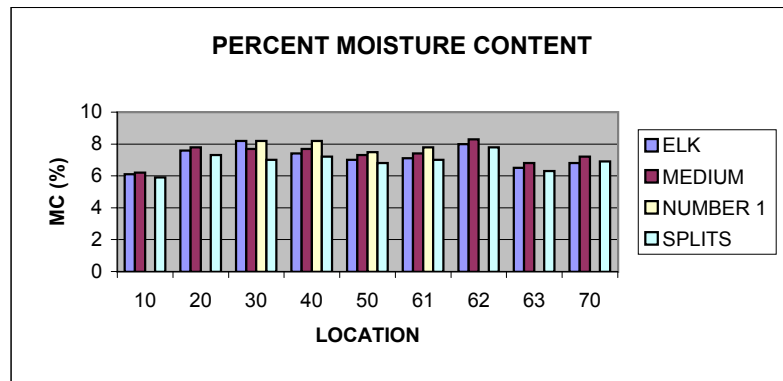
LOCATION 63

ELK	6.5
MEDIUM	6.8
NUMBER 1	NA
SPLITS	6.3

LOCATION 70

ELK	6.8
MEDIUM	7.2
NUMBER 1	NA
SPLITS	6.9

NA INDICATES THAT THERE WAS NOT ENOUGH MATERIAL FOR THE GAC 2000 MOISTURE METER TO READ



LOCATION 10 UPPT 2004 SHELLING DATA

VARIETY: GA012534 DATE: NOV. 16, 2004

STAGE	GRATE		WEIGHT	TIME
1st	30	initial	4875.9	138 sec.
		grams shelled / min	1758.6	
2nd	27	unshelled	831.2	62 sec.
		grams shelled / min	586.5	
3rd	24	unshelled	225.2	33 sec.
		grams shelled / min	368.2	
4th	21	unshelled	22.7	7 sec.
		grams shelled / min	183.4	
5th		unshelled		sec.
		grams shelled / min		
6th		unshelled		
		grams shelled / min		
Final grams unshelled			1.3	
Total grams shelled			4875.9	4.00 min.
Total grams shelled / min			1219.0	
HULLS			1034.5	

LOCATION 20 UPPT 2004 SHELLING DATA

VARIETY: GA012534 DATE: NOV. 26, 2004

GRATE		WEIGHT	TIME
31	initial	6957.0	219 sec.
	grams shelled / min	1485.1	
28	unshelled	1536.4	76 sec.
	grams shelled / min	809.7	
25	unshelled	510.8	54 sec.
	grams shelled / min	408.1	
22	unshelled	143.5	33 sec.
	grams shelled / min	240.9	
19	unshelled	11.0	4 sec.
	grams shelled / min	165.0	
unshelled			
grams shelled / min			
Final grams unshelled			0.0
Total grams shelled			6957.0 6.43 min.
Total grams shelled / min			1081.4
HULLS			1449.2

LOCATION 30 UPPT 2004 SHELLING DATA

VARIETY: GA012534 DATE: OCT. 1, 2004

STAGE	GRATE		WEIGHT	TIME
1st	31	initial	6328.5	317 sec.
		grams shelled / min	983.0	
2nd	28	unshelled	1134.8	99 sec.
		grams shelled / min	422.7	
3rd	25	unshelled	437.4	75 sec.
		grams shelled / min	223.8	
4th	22	unshelled	157.7	63 sec.
		grams shelled / min	124.7	
5th	19	unshelled	26.8	26 sec.
		grams shelled / min	61.8	
6th		unshelled		
		grams shelled / min		
Final grams unshelled			0.0	
Total grams shelled			6328.5	9.67 min.
Total grams shelled / min			654.7	
HULLS			1533.9	

LOCATION 40 UPPT 2004 SHELLING DATA

VARIETY: GA012534 DATE: OCT. 30, 2004

GRATE		WEIGHT	TIME
30	initial	6346.3	146 sec.
	grams shelled / min	2361.7	
27	unshelled	599.4	53 sec.
	grams shelled / min	416.0	
24	unshelled	231.9	62 sec.
	grams shelled / min	148.4	
21	unshelled	78.6	45 sec.
	grams shelled / min	84.3	
18	unshelled	15.4	11 sec.
	grams shelled / min	72.5	
unshelled			
grams shelled / min			
Final grams unshelled			2.1
Total grams shelled			6346.3 5.28 min.
Total grams shelled / min			1201.2
HULLS			1508.1

LOCATION 50 UPPT 2004 SHELLING DATA

VARIETY: GA012534 DATE: NOV. 05, 2004

STAGE	GRATE		WEIGHT	TIME
1st	31	initial	5182.5	206 sec.
		grams shelled / min	1154.5	
2nd	28	unshelled	1218.8	79 sec.
		grams shelled / min	522.9	
3rd	25	unshelled	530.3	67 sec.
		grams shelled / min	274.4	
4th	22	unshelled	223.9	53 sec.
		grams shelled / min	190.4	
5th	19	unshelled	55.7	24 sec.
		grams shelled / min	121.3	
6th		unshelled		
		grams shelled / min		
Final grams unshelled			7.2	
Total grams shelled			5182.5	7.15 min.
Total grams shelled / min			724.8	
HULLS			1247.5	

LOCATION 61 UPPT 2004 SHELLING DATA

VARIETY: GA012534 DATE: DEC. 17, 2004

GRATE		WEIGHT	TIME
30	initial	6574.8	176 sec.
	grams shelled / min	1957.4	
27	unshelled	833.2	68 sec.
	grams shelled / min	540.4	
24	unshelled	220.8	42 sec.
	grams shelled / min	275.1	
21	unshelled	28.2	10 sec.
	grams shelled / min	142.2	
18	unshelled	4.5	2 sec.
	grams shelled / min	135.0	
unshelled			
grams shelled / min			
Final grams unshelled			0.0
Total grams shelled			6574.8 4.97 min.
Total grams shelled / min			1323.8
HULLS			1436.7

LOCATION 62 UPPT 2004 SHELLING DATA

VARIETY: GA012534 DATE: JAN. 07, 2005

STAGE	GRATE		WEIGHT	TIME
1st	32	initial	6743.3	200 sec.
		grams shelled / min	1333.7	
2nd	29	unshelled	2297.6	121 sec.
		grams shelled / min	547.3	
3rd	26	unshelled	1193.9	122 sec.
		grams shelled / min	255.4	
4th	23	unshelled	674.5	260 sec.
		grams shelled / min	133.2	
5th	20	unshelled	97.1	35 sec.
		grams shelled / min	135.1	
6th	17	unshelled	18.3	11 sec.
		grams shelled / min	99.8	
Final grams unshelled			0.0	
Total grams shelled			6743.3	12.48 min.
Total grams shelled / min			540.2	
HULLS			1292.5	

LOCATION 63 UPPT 2004 SHELLING DATA

VARIETY: GA012534 DATE: JAN.20, 2005

GRATE		WEIGHT	TIME
30	initial	6566.4	189 sec.
	grams shelled / min	1647.8	
27	unshelled	1375.9	100 sec.
	grams shelled / min	608.3	
24	unshelled	362.1	53 sec.
	grams shelled / min	373.6	
21	unshelled	32.1	7 sec.
	grams shelled / min	258.9	
unshelled			
grams shelled / min			
unshelled			
grams shelled / min			
Final grams unshelled			1.9
Total grams shelled			6566.4 5.82 min.
Total grams shelled / min			1128.9
HULLS			1460.0

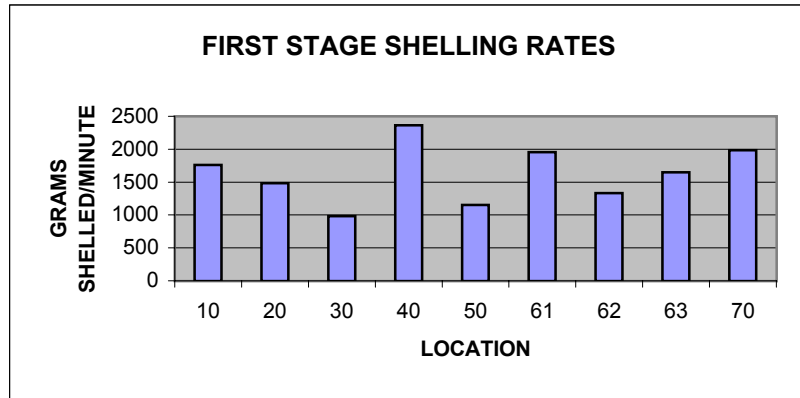
LOCATION 70 UPPT 2004 SHELLING DATA

VARIETY: GA012534 DATE: DEC. 28, 2004

STAGE	GRATE		WEIGHT	TIME
1st	32	initial	6512.5	137 sec.
		grams shelled / min	1986.3	
2nd	29	unshelled	1977.1	71 sec.
		grams shelled / min	923.0	
3rd	26	unshelled	884.9	70 sec.
		grams shelled / min	420.7	
4th	23	unshelled	394.1	79 sec.
		grams shelled / min	269.6	
5th	20	unshelled	39.1	12 sec.
		grams shelled / min	162.0	
6th		unshelled		
		grams shelled / min		
Final grams unshelled			6.7	
Total grams shelled			6512.5	6.15 min.
Total grams shelled / min			1058.9	
HULLS			1439.1	

GA012534 UPPT 2004 FIRST STAGE SHELLING RATES

<u>LOCATION</u>	<u>GRAMS SHELLED / MINUTE</u>
10	1758.6
20	1485.1
30	983.0
40	2361.7
50	1154.5
61	1957.4
62	1333.7
63	1647.8
70	1986.3



GA002501 UPPT 2004 POD BULK DENSITY TABLE

LOCATION 10

BULK	Kg	cm	Kg/m ³
DENSITY	4.70	18.13	279.07

LOCATION 30

BULK	Kg	cm	Kg/m ³
DENSITY	6.55	26.95	261.76

LOCATION 50

BULK	Kg	cm	Kg/m ³
DENSITY	5.42	19.08	305.76

LOCATION 62

BULK	Kg	cm	Kg/m ³
DENSITY	6.83	23.05	318.71

LOCATION 70

BULK	Kg	cm	Kg/m ³
DENSITY	6.80	24.10	303.93

LOCATION 20

BULK	Kg	cm	Kg/m ³
DENSITY	5.37	19.48	296.55

LOCATION 40

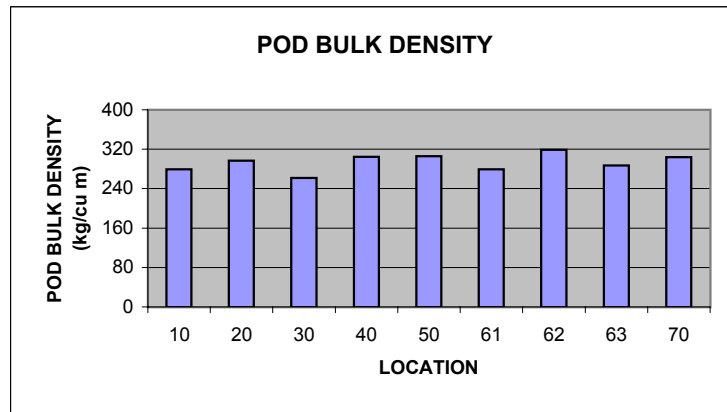
BULK	Kg	cm	Kg/m ³
DENSITY	6.45	22.80	304.36

LOCATION 61

BULK	Kg	cm	Kg/m ³
DENSITY	6.85	26.38	279.42

LOCATION 63

BULK	Kg	cm	Kg/m ³
DENSITY	6.76	25.38	286.91



GA002501 UPPT 2004 COMMERCIAL GRADE SIZE WEIGHT PERCENT TABLE

LOCATION 10

JUMBO	42.67
MEDIUM	31.88
NUMBER 1	3.50
- 16	4.12
SPLITS	17.83

LOCATION 20

JUMBO	26.70
MEDIUM	49.67
NUMBER 1	7.65
- 16	3.52
SPLITS	12.47

LOCATION 30

JUMBO	37.00
MEDIUM	36.87
NUMBER 1	8.68
- 16	7.61
SPLITS	9.85

LOCATION 40

JUMBO	47.52
MEDIUM	32.29
NUMBER 1	6.14
- 16	4.97
SPLITS	9.09

LOCATION 50

JUMBO	37.93
MEDIUM	26.19
NUMBER 1	5.94
- 16	11.07
SPLITS	18.87

LOCATION 61

JUMBO	43.96
MEDIUM	35.40
NUMBER 1	4.98
- 16	4.31
SPLITS	11.35

LOCATION 62

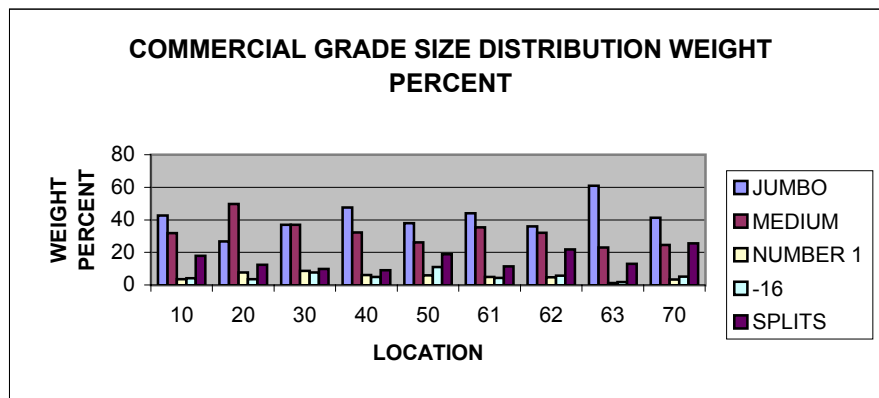
JUMBO	35.87
MEDIUM	31.95
NUMBER 1	4.66
- 16	5.73
SPLITS	21.79

LOCATION 63

JUMBO	60.85
MEDIUM	23.06
NUMBER 1	1.27
- 16	1.79
SPLITS	13.04

LOCATION 70

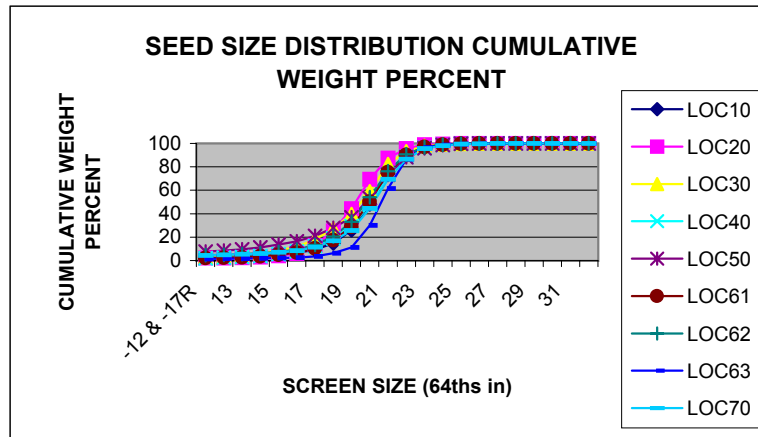
JUMBO	41.34
MEDIUM	24.62
NUMBER 1	3.28
- 16	5.19
SPLITS	25.55



GA002501 UPPT 2004 SEED SIZE DISTRIBUTION CUMULATIVE WEIGHT PERCENT TABLE

LOCATION

Screen Size	10	20	30	40	50	61	62	63	70
-12 & -17R	3.09	2.10	3.22	2.02	7.59	2.12	4.62	1.43	4.43
12	3.31	2.25	3.75	2.38	8.35	2.38	4.93	1.51	4.84
13	3.72	2.52	4.86	2.96	9.67	2.81	5.40	1.62	5.34
14	4.21	2.98	6.27	3.94	11.26	3.50	6.17	1.81	6.03
15	5.01	4.02	8.44	5.46	13.65	4.86	7.32	2.05	6.98
16	6.44	6.13	11.77	7.80	16.32	6.85	9.36	2.48	8.49
17	9.27	12.75	18.07	12.21	20.97	10.48	13.27	3.51	11.39
18	14.85	25.30	27.31	18.78	27.89	17.56	20.61	6.18	16.95
19	25.95	44.20	39.66	29.46	36.92	28.57	33.17	11.24	25.80
20	48.07	69.50	58.96	47.73	53.25	50.41	54.13	30.03	44.46
21	74.45	87.43	82.10	73.55	73.09	75.51	76.15	61.37	69.35
22	89.90	95.76	93.28	88.59	88.17	90.05	90.75	86.67	86.70
23	96.78	99.00	97.94	96.13	96.03	97.11	96.80	96.39	95.69
24	98.94	99.57	99.31	98.74	98.72	98.93	99.00	98.76	98.17
25	99.74	99.90	99.77	99.65	99.71	99.85	99.85	99.37	99.53
26	99.91	100.00	99.89	99.96	99.89	99.93	99.94	99.75	99.85
27	100.00	100.00	99.98	100.00	100.00	100.00	100.00	99.98	99.97
28	100.00	100.00	100.00	100.00	100.00	100.00	100.00	100.00	99.97
29	100.00	100.00	100.00	100.00	100.00	100.00	100.00	100.00	100.00
30	100.00	100.00	100.00	100.00	100.00	100.00	100.00	100.00	100.00
31	100.00	100.00	100.00	100.00	100.00	100.00	100.00	100.00	100.00
32	100.00	100.00	100.00	100.00	100.00	100.00	100.00	100.00	100.00



GA002501 UPPT 2004 SEED COUNT/POUND TABLE

LOCATION 10

JUMBO	680
MEDIUM	843
NUMBER 1	1281
SPLITS	1758

LOCATION 20

JUMBO	720
MEDIUM	856
NUMBER 1	1154
SPLITS	1938

LOCATION 30

JUMBO	671
MEDIUM	882
NUMBER 1	1326
SPLITS	2100

LOCATION 40

JUMBO	639
MEDIUM	834
NUMBER 1	1281
SPLITS	1779

LOCATION 50

JUMBO	665
MEDIUM	872
NUMBER 1	1459
SPLITS	1922

LOCATION 61

JUMBO	617
MEDIUM	781
NUMBER 1	1210
SPLITS	1844

LOCATION 62

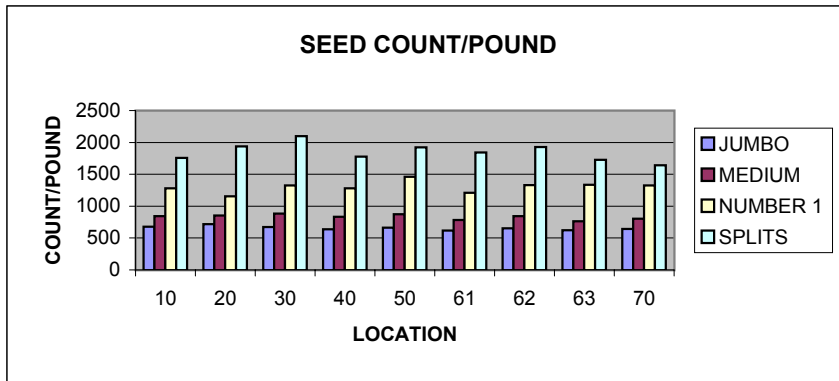
JUMBO	655
MEDIUM	842
NUMBER 1	1330
SPLITS	1930

LOCATION 63

JUMBO	621
MEDIUM	761
NUMBER 1	1334
SPLITS	1725

LOCATION 70

JUMBO	641
MEDIUM	803
NUMBER 1	1326
SPLITS	1643



GA002501 UPPT 2004 GAC 2000 SEED MOISTURE CONTENT TABLE

LOCATION 10

JUMBO	5.5
MEDIUM	5.7
NUMBER 1	NA
SPLITS	5.6

LOCATION 20

JUMBO	6.9
MEDIUM	7.0
NUMBER 1	7.4
SPLITS	6.8

LOCATION 30

JUMBO	6.5
MEDIUM	6.7
NUMBER 1	7.1
SPLITS	6.4

LOCATION 40

JUMBO	6.4
MEDIUM	6.5
NUMBER 1	6.8
SPLITS	6.3

LOCATION 50

JUMBO	6.0
MEDIUM	6.3
NUMBER 1	6.6
SPLITS	5.9

LOCATION 61

JUMBO	6.3
MEDIUM	6.5
NUMBER 1	6.7
SPLITS	6.1

LOCATION 62

JUMBO	6.7
MEDIUM	6.9
NUMBER 1	7.2
SPLITS	6.9

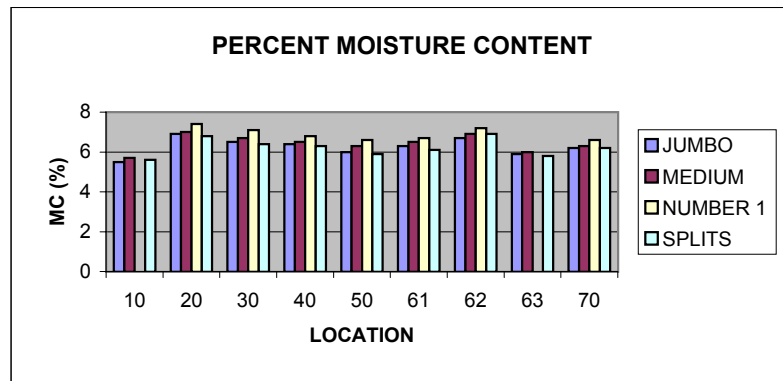
LOCATION 63

JUMBO	5.9
MEDIUM	6.0
NUMBER 1	NA
SPLITS	5.8

LOCATION 70

JUMBO	6.2
MEDIUM	6.3
NUMBER 1	6.6
SPLITS	6.2

NA INDICATES THAT THERE WAS NOT ENOUGH MATERIAL FOR THE GAC 2000 MOISTURE METER TO READ



LOCATION 10 UPPT 2004 SHELLING DATA

VARIETY: GA002501 DATE: NOV. 16, 2004

STAGE	GRATE		WEIGHT	TIME
1st	28	initial	4511.6	110 sec.
		grams shelled / min	1498.6	
2nd	25	unshelled	1764.2	88 sec.
		grams shelled / min	767.5	
3rd	22	unshelled	638.6	92 sec.
		grams shelled / min	359.4	
4th	19	unshelled	87.5	23 sec.
		grams shelled / min	225.7	
5th		unshelled		
		grams shelled / min		
6th		unshelled		
		grams shelled / min		
		Final grams unshelled	1.0	
		Total grams shelled	4511.6	5.22 min.
		Total grams shelled / min	864.8	
		HULLS	895.9	

LOCATION 20 UPPT 2004 SHELLING DATA

VARIETY: GA002501 DATE: NOV. 24, 2004

STAGE	GRATE		WEIGHT	TIME
1st	28	initial	5188.5	108 sec.
		grams shelled / min	1638.5	
2nd	25	unshelled	2239.2	112 sec.
		grams shelled / min	664.0	
3rd	22	unshelled	999.7	147 sec.
		grams shelled / min	322.2	
4th	19	unshelled	210.3	51 sec.
		grams shelled / min	238.8	
5th		unshelled		
		grams shelled / min		
6th		unshelled		
		grams shelled / min		
		Final grams unshelled	7.3	
		Total grams shelled	5188.5	6.97 min.
		Total grams shelled / min	744.8	
		HULLS	1085.4	

LOCATION 30 UPPT 2004 SHELLING DATA

VARIETY: GA002501 DATE: OCT. 1, 2004

STAGE	GRATE		WEIGHT	TIME
1st	28	initial	6417.1	162 sec.
		grams shelled / min	1504.4	
2nd	25	unshelled	2355.1	123 sec.
		grams shelled / min	644.7	
3rd	22	unshelled	1033.5	173 sec.
		grams shelled / min	234.9	
4th	19	unshelled	356.2	173 sec.
		grams shelled / min	99.6	
5th	16	unshelled	69.1	52 sec.
		grams shelled / min	69.2	
6th		unshelled		
		grams shelled / min		
		Final grams unshelled	9.1	
		Total grams shelled	6417.1	11.38 min.
		Total grams shelled / min	563.7	
		HULLS	1594.1	

LOCATION 40 UPPT 2004 SHELLING DATA

VARIETY: GA002501 DATE: OCT. 29, 2004

STAGE	GRATE		WEIGHT	TIME
1st	28	initial	6406.7	124 sec.
		grams shelled / min	2369.2	
2nd	25	unshelled	1510.3	78 sec.
		grams shelled / min	796.5	
3rd	22	unshelled	474.9	81 sec.
		grams shelled / min	252.3	
4th	19	unshelled	134.3	46 sec.
		grams shelled / min	162.4	
5th	16	unshelled	9.8	5 sec.
		grams shelled / min	117.6	
6th		unshelled		
		grams shelled / min		
		Final grams unshelled	0.0	
		Total grams shelled	6406.7	5.57 min.
		Total grams shelled / min	1150.9	
		HULLS	1489.3	

LOCATION 50 UPPT 2004 SHELLING DATA

VARIETY: GA002501 DATE: NOV. 04, 2004

STAGE	GRATE		WEIGHT	TIME
1st	29	initial	5242.2	92 sec.
		grams shelled / min	1470.1	
2nd	26	unshelled	2988.0	118 sec.
		grams shelled / min	517.9	
3rd	23	unshelled	1969.5	229 sec.
		grams shelled / min	#VALUE!	
4th	20	unshelled	*	218 sec.
		grams shelled / min	#VALUE!	
5th	17	unshelled	317.1	155 sec.
		grams shelled / min	114.3	
6th		unshelled		
		grams shelled / min		
		Final grams unshelled	21.8	
		Total grams shelled	5242.2	13.53 min.
		Total grams shelled / min	387.4	
		HULLS	1257.0	

* FAILED TO WEIGH

LOCATION 61 UPPT 2004 SHELLING DATA

VARIETY: GA002501 DATE: DEC. 16, 2004

STAGE	GRATE		WEIGHT	TIME
1st	29	initial	6631.2	122 sec.
		grams shelled / min	1871.5	
2nd	26	unshelled	2825.8	151 sec.
		grams shelled / min	718.6	
3rd	23	unshelled	1017.3	139 sec.
		grams shelled / min	358.0	
4th	20	unshelled	188.0	39 sec.
		grams shelled / min	266.3	
5th	17	unshelled	14.9	7 sec.
		grams shelled / min	127.7	
6th		unshelled		
		grams shelled / min		
		Final grams unshelled	0.0	
		Total grams shelled	6631.2	7.63 min.
		Total grams shelled / min	868.7	
		HULLS	1324.9	

LOCATION 62 UPPT 2004 SHELLING DATA

VARIETY: GA002501 DATE: JAN. 06. 2005

STAGE	GRATE		WEIGHT	TIME
1st	29	initial	6630.9	98 sec.
		grams shelled / min	1197.1	
2nd	26	unshelled	4675.7	152 sec.
		grams shelled / min	465.1	
3rd	23	unshelled	3497.4	439 sec.
		grams shelled / min	300.5	
4th	20	unshelled	1299.1	386 sec.
		grams shelled / min	139.9	
5th	17	unshelled	399.1	211 sec.
		grams shelled / min	111.2	
6th		unshelled		
		grams shelled / min		
		Final grams unshelled	8.2	
		Total grams shelled	6630.9	21.43 min.
		Total grams shelled / min	309.4	
		HULLS	1253.6	

LOCATION 63 UPPT 2004 SHELLING DATA

VARIETY: GA002501 DATE: JAN.20. 2005

GRATE		WEIGHT	TIME
30	initial	6592.2	132 sec.
	grams shelled / min	1389.6	
27	unshelled	3535.1	152 sec.
	grams shelled / min	879.1	
24	unshelled	1308.0	134 sec.
	grams shelled / min	462.4	
21	unshelled	275.4	46 sec.
	grams shelled / min	336.5	
18	unshelled	17.4	5 sec.
	grams shelled / min	208.8	
		unshelled	
		grams shelled / min	
		Final grams unshelled	0.0
		Total grams shelled	6592.2 7.82 min.
		Total grams shelled / min	843.4
		HULLS	1365.4

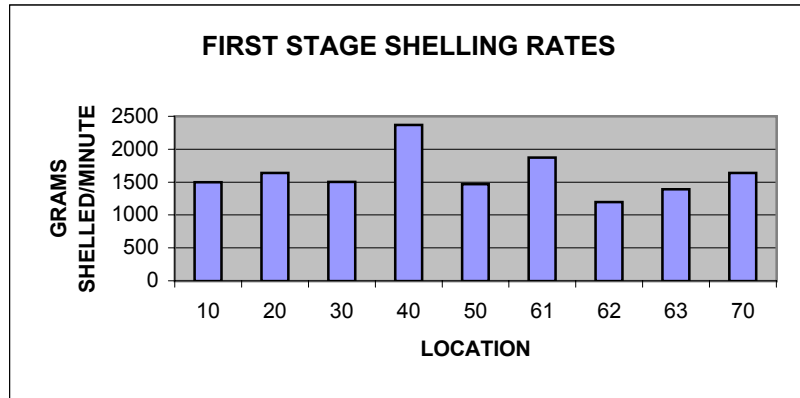
LOCATION 70 UPPT 2004 SHELLING DATA

VARIETY: GA002501 DATE: DEC. 27. 2004

STAGE	GRATE		WEIGHT	TIME
1st	29	initial	6610.1	102 sec.
		grams shelled / min	1636.9	
2nd	26	unshelled	3827.4	113 sec.
		grams shelled / min	712.2	
3rd	23	unshelled	2486.1	226 sec.
		grams shelled / min	535.4	
4th	20	unshelled	469.6	87 sec.
		grams shelled / min	277.9	
5th	17	unshelled	66.7	19 sec.
		grams shelled / min	210.6	
6th		unshelled		
		grams shelled / min		
		Final grams unshelled	0.0	
		Total grams shelled	6610.1	9.12 min.
		Total grams shelled / min	725.1	
		HULLS	1385.8	

GA002501 UPPT 2004 FIRST STAGE SHELLING RATES

<u>LOCATION</u>	<u>GRAMS SHELLLED / MINUTE</u>
10	1498.6
20	1638.5
30	1504.4
40	2369.2
50	1470.1
61	1871.5
62	1197.1
63	1389.6
70	1636.9



GA011557 UPPT 2004 POD BULK DENSITY TABLE

LOCATION 10

BULK	Kg	cm	Kg/m ³
DENSITY	5.05	18.30	296.94

LOCATION 30

BULK	Kg	cm	Kg/m ³
DENSITY	6.42	23.03	300.32

LOCATION 50

BULK	Kg	cm	Kg/m ³
DENSITY	5.37	18.75	308.50

LOCATION 62

BULK	Kg	cm	Kg/m ³
DENSITY	6.88	23.13	320.21

LOCATION 70

BULK	Kg	cm	Kg/m ³
DENSITY	7.00	22.35	337.29

LOCATION 20

BULK	Kg	cm	Kg/m ³
DENSITY	6.66	22.05	325.31

LOCATION 40

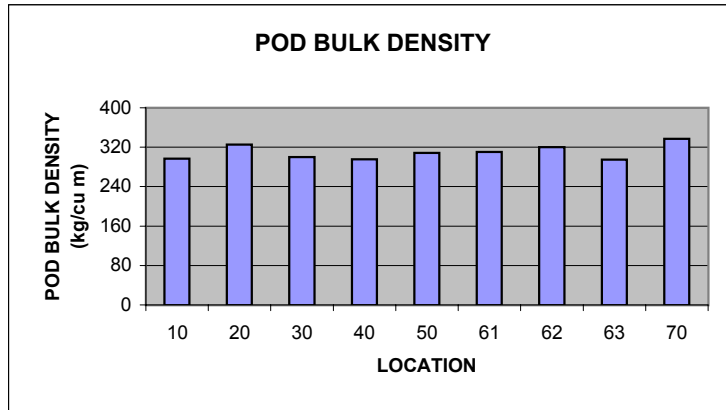
BULK	Kg	cm	Kg/m ³
DENSITY	6.56	23.88	295.78

LOCATION 61

BULK	Kg	cm	Kg/m ³
DENSITY	7.26	25.15	310.71

LOCATION 63

BULK	Kg	cm	Kg/m ³
DENSITY	6.83	24.98	294.55



GA011557 UPPT 2004 COMMERCIAL GRADE SIZE WEIGHT PERCENT TABLE

LOCATION 10

JUMBO	47.38
MEDIUM	29.13
NUMBER 1	3.97
- 16	4.20
SPLITS	15.33

LOCATION 20

JUMBO	48.37
MEDIUM	34.64
NUMBER 1	3.48
- 16	2.44
SPLITS	11.07

LOCATION 30

JUMBO	52.41
MEDIUM	27.30
NUMBER 1	3.71
- 16	3.00
SPLITS	13.59

LOCATION 40

JUMBO	55.91
MEDIUM	25.54
NUMBER 1	4.07
- 16	3.97
SPLITS	10.51

LOCATION 50

JUMBO	52.53
MEDIUM	27.25
NUMBER 1	4.27
- 16	4.11
SPLITS	11.84

LOCATION 61

JUMBO	49.37
MEDIUM	34.89
NUMBER 1	4.31
- 16	2.59
SPLITS	8.84

LOCATION 62

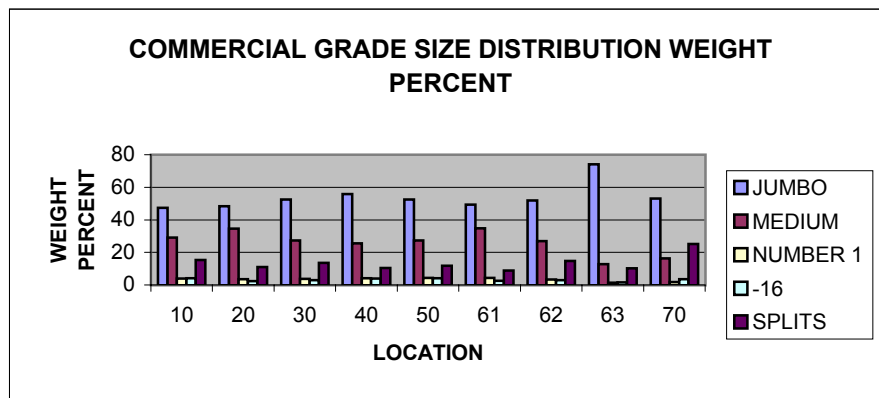
JUMBO	51.98
MEDIUM	27.03
NUMBER 1	3.33
- 16	3.02
SPLITS	14.65

LOCATION 63

JUMBO	74.08
MEDIUM	12.84
NUMBER 1	1.33
- 16	1.60
SPLITS	10.14

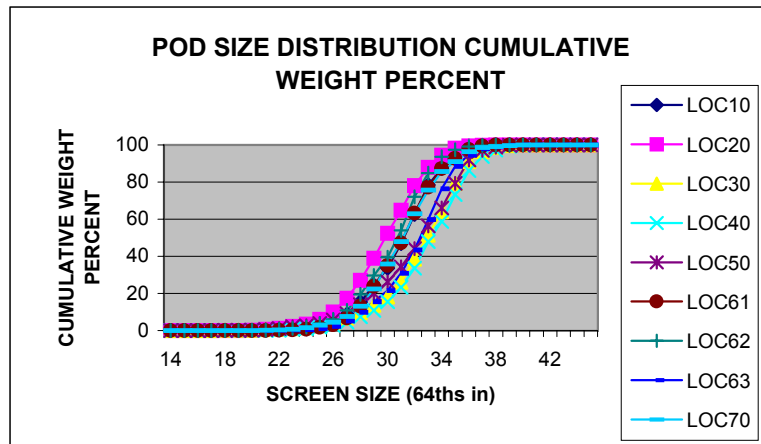
LOCATION 70

JUMBO	53.12
MEDIUM	16.31
NUMBER 1	1.85
- 16	3.50
SPLITS	25.22



GA011557 UPPT 2004 POD SIZE DISTRIBUTION CUMULATIVE WEIGHT PERCENT TABLE

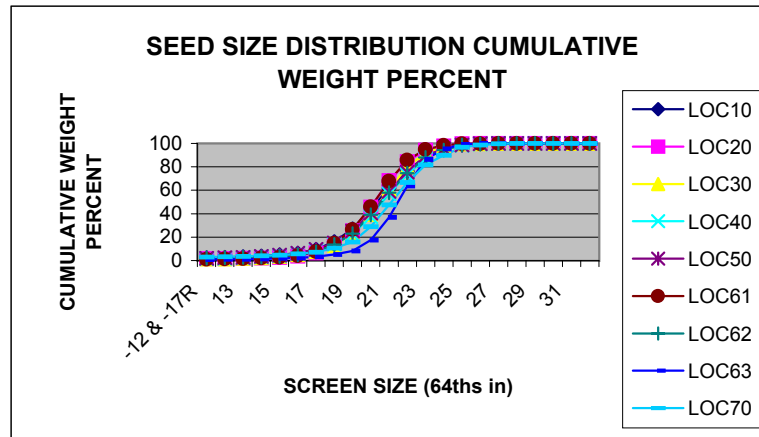
SCREEN SIZE	<u>LOCATION</u>								
	10	20	30	40	50	61	62	63	70
14	0.00	0.00	0.00	0.00	0.00	0.00	0.00	0.00	0.00
15	0.00	0.00	0.00	0.00	0.00	0.00	0.00	0.00	0.00
16	0.00	0.00	0.01	0.00	0.00	0.00	0.00	0.00	0.00
17	0.00	0.00	0.05	0.00	0.06	0.00	0.01	0.00	0.00
18	0.00	0.02	0.09	0.01	0.09	0.00	0.03	0.00	0.00
19	0.02	0.02	0.13	0.04	0.21	0.00	0.06	0.00	0.00
20	0.05	0.12	0.25	0.09	0.25	0.01	0.18	0.00	0.02
21	0.22	0.63	0.44	0.14	0.57	0.07	0.26	0.02	0.15
22	0.41	1.21	0.62	0.18	0.98	0.11	0.68	0.09	0.30
23	0.61	2.25	1.06	0.71	2.12	0.28	1.24	0.27	0.64
24	0.93	3.49	1.58	1.12	2.64	0.76	1.95	0.51	1.62
25	2.26	6.03	2.53	1.86	3.77	1.75	3.86	1.12	2.89
26	4.31	9.99	3.72	2.69	5.75	3.12	5.97	2.29	4.46
27	8.83	17.39	6.75	4.56	9.21	6.81	10.85	5.19	7.56
28	15.36	27.14	9.61	7.41	13.98	13.12	19.54	9.76	13.19
29	24.46	38.97	13.60	10.80	19.99	23.87	29.63	15.56	22.47
30	33.58	52.36	18.15	15.52	26.16	35.04	39.47	21.58	35.91
31	46.89	64.91	26.01	23.25	34.26	47.18	54.02	30.83	47.97
32	62.53	78.13	38.45	33.59	44.20	63.26	72.01	43.37	62.87
33	78.53	87.93	51.46	47.98	56.36	77.22	84.77	59.85	75.68
34	87.42	94.52	63.90	58.82	65.97	87.25	93.62	76.38	85.70
35	95.51	98.28	79.08	73.29	79.34	92.77	97.33	88.39	91.07
36	99.45	99.52	90.98	86.27	91.95	97.50	99.08	94.43	96.33
37	99.88	99.88	96.35	93.81	97.02	99.44	99.60	97.92	98.69
38	100.00	100.00	98.61	97.25	98.71	100.00	100.00	99.05	99.20
39	100.00	100.00	99.68	99.23	99.76	100.00	100.00	99.76	99.74
40	100.00	100.00	100.00	99.70	100.00	100.00	100.00	100.00	100.00
41	100.00	100.00	100.00	100.00	100.00	100.00	100.00	100.00	100.00
42	100.00	100.00	100.00	100.00	100.00	100.00	100.00	100.00	100.00
44	100.00	100.00	100.00	100.00	100.00	100.00	100.00	100.00	100.00
46	100.00	100.00	100.00	100.00	100.00	100.00	100.00	100.00	100.00
48	100.00	100.00	100.00	100.00	100.00	100.00	100.00	100.00	100.00



GA011557 UPPT 2004 SEED SIZE DISTRIBUTION CUMULATIVE WEIGHT PERCENT TABLE

LOCATION

Screen Size	10	20	30	40	50	61	62	63	70
-12 & -17R	2.36	1.58	1.33	1.56	2.05	1.23	2.18	0.88	2.98
12	2.78	1.75	1.49	1.92	2.36	1.42	2.34	0.97	3.19
13	3.29	1.96	1.84	2.42	2.74	1.70	2.62	1.12	3.49
14	3.95	2.22	2.39	3.33	3.46	2.19	2.95	1.38	4.06
15	4.96	2.75	3.47	4.44	4.67	2.84	3.54	1.79	4.67
16	6.42	3.80	4.89	6.05	6.25	4.20	4.83	2.20	5.63
17	9.64	6.66	7.76	8.98	9.50	7.57	7.43	3.27	7.15
18	16.13	13.46	12.76	13.93	15.10	14.65	13.53	5.15	10.61
19	27.16	25.38	23.02	22.48	25.02	26.47	23.08	8.24	15.95
20	44.04	45.61	39.35	37.52	40.41	45.84	39.10	17.56	28.96
21	61.82	68.32	60.79	57.21	58.96	67.89	57.90	36.92	47.61
22	76.36	84.49	80.11	73.59	75.51	85.85	74.65	63.69	66.68
23	88.87	94.14	91.75	86.98	89.55	94.74	87.96	86.26	81.67
24	95.33	97.89	97.16	94.40	95.26	98.33	94.36	95.32	89.93
25	98.61	99.65	99.43	98.41	98.66	99.67	98.52	99.24	96.68
26	99.72	99.92	99.81	99.58	99.59	99.84	99.34	99.91	98.76
27	100.00	100.00	99.92	99.95	99.95	99.98	99.94	99.98	99.76
28	100.00	100.00	100.00	100.00	100.00	100.00	100.00	100.00	99.97
29	100.00	100.00	100.00	100.00	100.00	100.00	100.00	100.00	99.97
30	100.00	100.00	100.00	100.00	100.00	100.00	100.00	100.00	100.00
31	100.00	100.00	100.00	100.00	100.00	100.00	100.00	100.00	100.00
32	100.00	100.00	100.00	100.00	100.00	100.00	100.00	100.00	100.00



GA011557 UPPT 2004 SEED COUNT/POUND TABLE

LOCATION 10

JUMBO	626
MEDIUM	806
NUMBER 1	1154
SPLITS	1586

LOCATION 20

JUMBO	636
MEDIUM	800
NUMBER 1	1120
SPLITS	1772

LOCATION 30

JUMBO	564
MEDIUM	793
NUMBER 1	1197
SPLITS	1400

LOCATION 40

JUMBO	546
MEDIUM	749
NUMBER 1	1120
SPLITS	1431

LOCATION 50

JUMBO	582
MEDIUM	775
NUMBER 1	1250
SPLITS	1570

LOCATION 61

JUMBO	614
MEDIUM	793
NUMBER 1	1160
SPLITS	1626

LOCATION 62

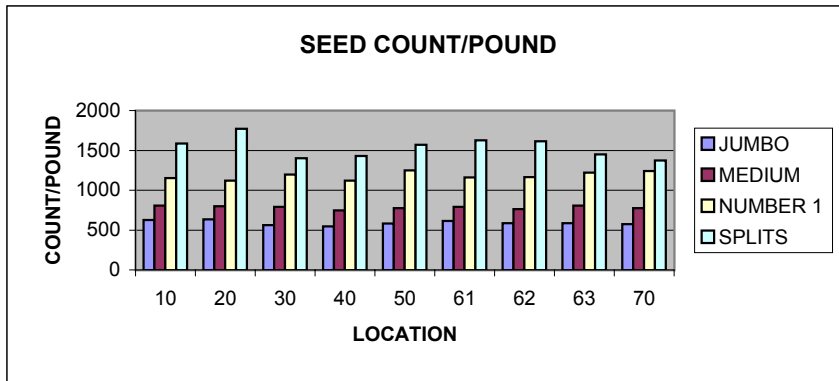
JUMBO	588
MEDIUM	765
NUMBER 1	1163
SPLITS	1614

LOCATION 63

JUMBO	587
MEDIUM	806
NUMBER 1	1219
SPLITS	1449

LOCATION 70

JUMBO	575
MEDIUM	777
NUMBER 1	1243
SPLITS	1375



GA011557 UPPT 2004 GAC 2000 SEED MOISTURE CONTENT TABLE

LOCATION 10

JUMBO	5.6
MEDIUM	5.7
NUMBER 1	6.0
SPLITS	5.5

LOCATION 20

JUMBO	6.6
MEDIUM	7.1
NUMBER 1	7.2
SPLITS	6.5

LOCATION 30

JUMBO	6.4
MEDIUM	6.6
NUMBER 1	7.0
SPLITS	6.5

LOCATION 40

JUMBO	6.3
MEDIUM	6.5
NUMBER 1	7.0
SPLITS	6.3

LOCATION 50

JUMBO	6.4
MEDIUM	6.5
NUMBER 1	6.7
SPLITS	6.3

LOCATION 61

JUMBO	6.3
MEDIUM	6.5
NUMBER 1	7.0
SPLITS	6.2

LOCATION 62

JUMBO	6.9
MEDIUM	7.1
NUMBER 1	7.4
SPLITS	6.9

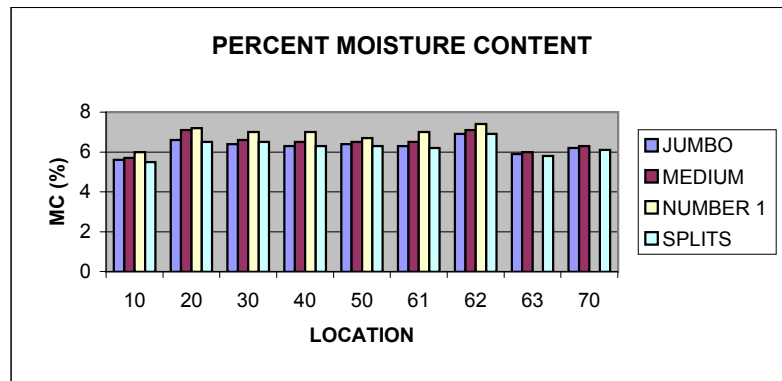
LOCATION 63

JUMBO	5.9
MEDIUM	6.0
NUMBER 1	NA
SPLITS	5.8

LOCATION 70

JUMBO	6.2
MEDIUM	6.3
NUMBER 1	NA
SPLITS	6.1

NA INDICATES THAT THERE WAS NOT ENOUGH MATERIAL FOR THE GAC 2000 MOISTURE METER TO READ



LOCATION 10 UPPT 2004 SHELLING DATA

VARIETY: GA011557 DATE: NOV. 16, 2004

STAGE	GRATE	WEIGHT	TIME
1st	29 initial	4851.0	122 sec.
	grams shelled / min	1920.0	
2nd	26 unshelled	946.9	64 sec.
	grams shelled / min	588.9	
3rd	23 unshelled	318.7	53 sec.
	grams shelled / min	334.5	
4th	20 unshelled	23.2	8 sec.
	grams shelled / min	144.8	
5th	unshelled		
	grams shelled / min		
6th	unshelled		
	grams shelled / min		
Final grams unshelled		3.9	
Total grams shelled		4851.0	4.12 min.
Total grams shelled / min		1178.4	
HULLS		945.7	

LOCATION 20 UPPT 2004 SHELLING DATA

VARIETY: GA011557 DATE: NOV. 24, 2004

GRATE	WEIGHT	TIME	
28 initial	6509.2	145 sec.	
grams shelled / min	2047.2		
25 unshelled	1561.9	91 sec.	
grams shelled / min	701.1		
22 unshelled	498.5	95 sec.	
grams shelled / min	249.7		
19 unshelled	103.2	30 sec.	
grams shelled / min	200.2		
unshelled			
grams shelled / min			
unshelled			
grams shelled / min			
Final grams unshelled		3.1	
Total grams shelled		6509.2	6.02 min.
Total grams shelled / min		1081.9	
HULLS		1241.3	

LOCATION 30 UPPT 2004 SHELLING DATA

VARIETY: GA011557 DATE: OCT. 1, 2004

STAGE	GRATE	WEIGHT	TIME
1st	30 initial	6273.2	178 sec.
	grams shelled / min	1747.7	
2nd	27 unshelled	1088.5	85 sec.
	grams shelled / min	463.7	
3rd	24 unshelled	431.6	79 sec.
	grams shelled / min	211.0	
4th	21 unshelled	153.8	56 sec.
	grams shelled / min	129.6	
5th	18 unshelled	32.8	22 sec.
	grams shelled / min	79.1	
6th	unshelled		
	grams shelled / min		
Final grams unshelled		3.8	
Total grams shelled		6273.2	7.00 min.
Total grams shelled / min		896.2	
HULLS		1380.4	

LOCATION 40 UPPT 2004 SHELLING DATA

VARIETY: GA011557 DATE: OCT. 29, 2004

GRATE	WEIGHT	TIME	
29 initial	6364.4	139 sec.	
grams shelled / min	2496.0		
26 unshelled	582.0	60 sec.	
grams shelled / min	385.4		
23 unshelled	196.6	54 sec.	
grams shelled / min	169.8		
20 unshelled	43.8	22 sec.	
grams shelled / min	94.6		
17 unshelled	9.1	4 sec.	
grams shelled / min	136.5		
unshelled			
grams shelled / min			
Final grams unshelled		0.0	
Total grams shelled		6364.4	4.65 min.
Total grams shelled / min		1368.7	
HULLS		1407.4	

LOCATION 50 UPPT 2004 SHELLING DATA

VARIETY: GA011557 DATE: NOV. 05, 2004

STAGE	GRATE	WEIGHT	TIME
1st	29 initial	5184.1	137 sec.
	grams shelled / min	1782.1	
2nd	26 unshelled	1115.0	95 sec.
	grams shelled / min	373.3	
3rd	23 unshelled	523.9	115 sec.
	grams shelled / min	208.8	
4th	20 unshelled	123.7	28 sec.
	grams shelled / min	198.6	
5th	17 unshelled	31.0	19 sec.
	grams shelled / min	92.5	
6th	unshelled		
	grams shelled / min		
Final grams unshelled		1.7	
Total grams shelled		5184.1	6.57 min.
Total grams shelled / min		789.5	
HULLS		1183.5	

LOCATION 61 UPPT 2004 SHELLING DATA

VARIETY: GA011557 DATE: DEC. 17, 2004

GRATE	WEIGHT	TIME	
28 initial	7039.7	178 sec.	
grams shelled / min	1943.4		
25 unshelled	1274.2	88 sec.	
grams shelled / min	726.0		
22 unshelled	209.4	47 sec.	
grams shelled / min	248.6		
19 unshelled	14.7	7 sec.	
grams shelled / min	126.0		
unshelled			
grams shelled / min			
unshelled			
grams shelled / min			
Final grams unshelled		0.0	
Total grams shelled		7039.7	5.33 min.
Total grams shelled / min		1319.9	
HULLS		1254.2	

LOCATION 62 UPPT 2004 SHELLING DATA

VARIETY: GA011557 DATE: JAN. 07, 2005

STAGE	GRATE		WEIGHT	TIME
1st	30	initial	6680.7	174 sec.
		grams shelled / min	1358.1	
2nd	27	unshelled	2742.2	191 sec.
		grams shelled / min	483.1	
3rd	24	unshelled	1204.2	222 sec.
		grams shelled / min	223.3	
4th	21	unshelled	377.9	146 sec.
		grams shelled / min	133.5	
5th	18	unshelled	53.1	32 sec.
		grams shelled / min	94.1	
6th		unshelled		
		grams shelled / min		
		Final grams unshelled	2.9	
		Total grams shelled	6680.7	12.75 min.
		Total grams shelled / min	524.0	
		HULLS	1225.1	

LOCATION 63 UPPT 2004 SHELLING DATA

VARIETY: GA011557 DATE: JAN.20, 2005

STAGE	GRATE		WEIGHT	TIME
1st	29	initial	6658.0	150 sec.
		grams shelled / min	2267.1	
2nd	26	unshelled	990.2	75 sec.
		grams shelled / min	591.0	
3rd	23	unshelled	251.4	39 sec.
		grams shelled / min	364.2	
4th	20	unshelled	14.7	4 sec.
		grams shelled / min	220.5	
5th		unshelled		
		grams shelled / min		
6th		unshelled		
		grams shelled / min		
		Final grams unshelled	0.0	
		Total grams shelled	6658.0	4.47 min.
		Total grams shelled / min	1490.6	
		HULLS	1331.1	

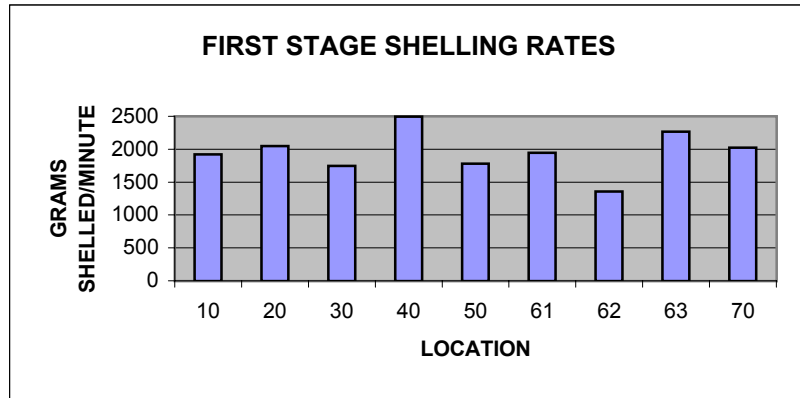
LOCATION 70 UPPT 2004 SHELLING DATA

VARIETY: GA011557 DATE: DEC. 28, 2004

STAGE	GRATE		WEIGHT	TIME
1st	32	initial	6807.5	125 sec.
		grams shelled / min	2021.5	
2nd	29	unshelled	2596.0	75 sec.
		grams shelled / min	1172.0	
3rd	26	unshelled	1131.0	63 sec.
		grams shelled / min	543.0	
4th	23	unshelled	560.9	86 sec.
		grams shelled / min	343.3	
5th	20	unshelled	68.9	19 sec.
		grams shelled / min	177.5	
6th	17	unshelled	12.7	4 sec.
		grams shelled / min	190.5	
		Final grams unshelled	0.0	
		Total grams shelled	6807.5	6.20 min.
		Total grams shelled / min	1098.0	
		HULLS	1360.3	

GA011557 UPPT 2004 FIRST STAGE SHELLING RATES

<u>LOCATION</u>	<u>GRAMS SHELLLED / MINUTE</u>
10	1920.0
20	2047.2
30	1747.7
40	2496.0
50	1782.1
61	1943.4
62	1358.1
63	2267.1
70	2021.5



N00098oi UPPT 2004 POD BULK DENSITY TABLE

LOCATION 10

BULK	Kg	cm	Kg/m ³
DENSITY	4.43	19.75	241.71

LOCATION 20

BULK	Kg	cm	Kg/m ³
DENSITY	6.58	27.98	253.19

LOCATION 30

BULK	Kg	cm	Kg/m ³
DENSITY	6.22	30.50	219.52

LOCATION 40

BULK	Kg	cm	Kg/m ³
DENSITY	6.53	30.50	230.36

LOCATION 50

BULK	Kg	cm	Kg/m ³
DENSITY	5.42	24.53	237.89

LOCATION 61

BULK	Kg	cm	Kg/m ³
DENSITY	6.95	30.50	245.11

LOCATION 62

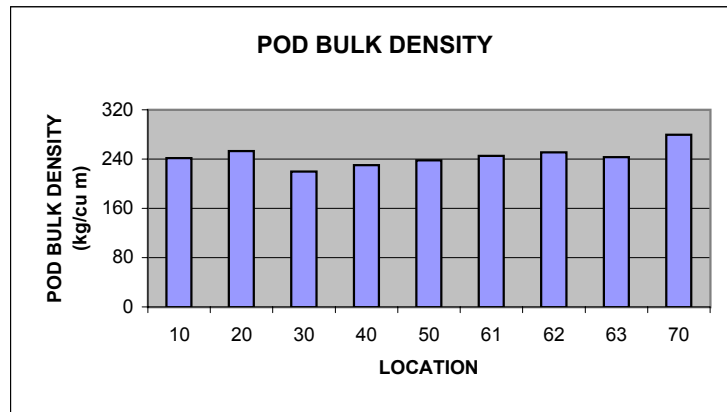
BULK	Kg	cm	Kg/m ³
DENSITY	6.82	29.23	251.01

LOCATION 63

BULK	Kg	cm	Kg/m ³
DENSITY	6.88	30.50	242.86

LOCATION 70

BULK	Kg	cm	Kg/m ³
DENSITY	6.76	26.00	279.73



N00098oi UPPT 2004 COMMERCIAL GRADE SIZE WEIGHT PERCENT TABLE

LOCATION 10

ELK	72.93
MEDIUM	5.73
NUMBER 1	2.87
-15	3.73
SPLITS	14.73

LOCATION 20

ELK	77.13
MEDIUM	6.31
NUMBER 1	2.21
-15	2.27
SPLITS	12.08

LOCATION 30

ELK	60.47
MEDIUM	13.79
NUMBER 1	8.23
-15	6.06
SPLITS	11.45

LOCATION 40

ELK	69.13
MEDIUM	7.86
NUMBER 1	4.55
-15	3.93
SPLITS	14.53

LOCATION 50

ELK	58.60
MEDIUM	11.77
NUMBER 1	8.42
-15	9.38
SPLITS	11.83

LOCATION 61

ELK	71.61
MEDIUM	8.58
NUMBER 1	5.20
-15	3.22
SPLITS	11.39

LOCATION 62

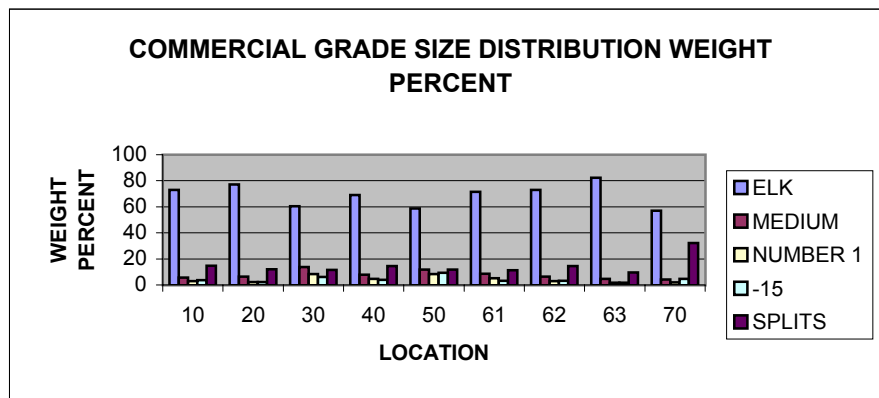
ELK	73.07
MEDIUM	6.29
NUMBER 1	3.01
-15	3.19
SPLITS	14.45

LOCATION 63

ELK	82.22
MEDIUM	4.75
NUMBER 1	1.75
-15	1.72
SPLITS	9.56

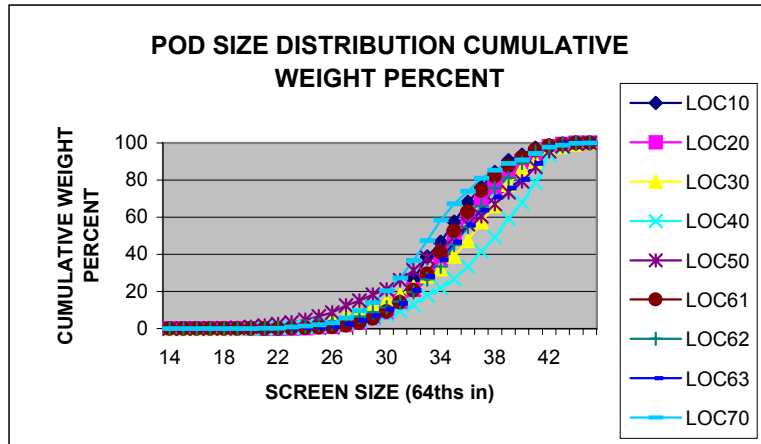
LOCATION 70

ELK	57.06
MEDIUM	4.12
NUMBER 1	1.89
-15	4.73
SPLITS	32.19



N00098ol UPPT 2004 POD SIZE DISTRIBUTION CUMULATIVE WEIGHT PERCENT TABLE

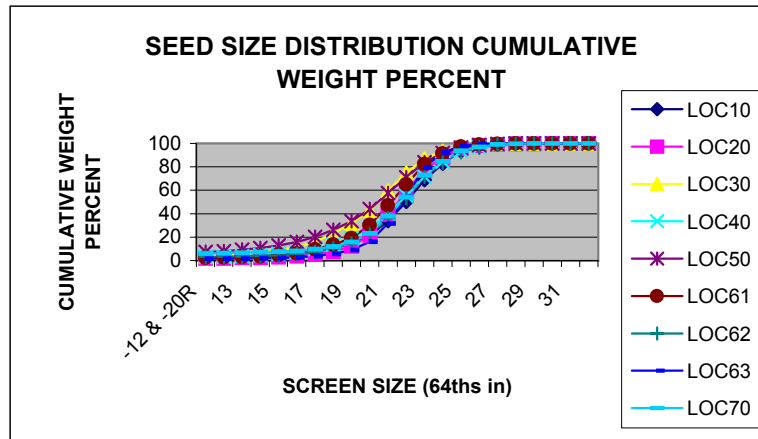
SCREEN SIZE	<u>LOCATION</u>								
	10	20	30	40	50	61	62	63	70
14	0.00	0.00	0.00	0.00	0.00	0.00	0.00	0.00	0.00
15	0.00	0.00	0.00	0.00	0.02	0.00	0.00	0.00	0.00
16	0.00	0.00	0.00	0.00	0.07	0.00	0.00	0.00	0.00
17	0.02	0.00	0.02	0.00	0.13	0.00	0.00	0.00	0.00
18	0.03	0.00	0.05	0.00	0.24	0.00	0.00	0.00	0.00
19	0.07	0.00	0.11	0.00	0.41	0.00	0.04	0.00	0.01
20	0.10	0.00	0.28	0.01	0.94	0.00	0.06	0.00	0.02
21	0.17	0.03	0.68	0.20	1.62	0.03	0.12	0.09	0.09
22	0.34	0.05	1.05	0.35	2.36	0.07	0.38	0.14	0.22
23	0.66	0.16	1.55	0.59	3.34	0.19	0.77	0.25	0.82
24	1.13	0.36	2.13	0.82	4.57	0.33	0.95	0.54	1.31
25	1.76	0.78	3.34	1.53	6.54	0.64	2.05	0.62	2.15
26	2.48	1.09	4.87	1.91	8.67	0.90	2.82	1.29	3.04
27	3.67	2.05	6.85	2.97	12.37	1.73	4.94	2.48	5.64
28	5.12	3.25	9.12	4.03	15.04	3.06	6.30	4.45	9.63
29	7.77	5.87	11.48	5.36	18.19	5.54	8.78	6.97	13.95
30	11.04	9.02	14.55	7.35	20.97	9.15	11.45	10.46	20.42
31	16.94	14.51	17.97	9.51	26.09	14.21	14.44	13.64	27.18
32	26.30	20.98	22.41	12.79	31.31	20.71	19.72	20.44	36.73
33	38.60	28.82	28.32	17.86	38.06	29.57	26.58	28.14	47.38
34	46.49	38.17	32.04	21.83	42.61	41.00	33.42	37.03	58.42
35	57.45	49.91	39.02	26.72	49.21	52.59	45.19	46.47	67.17
36	68.05	60.52	47.43	33.44	56.18	62.86	54.88	55.79	73.90
37	75.99	69.62	57.47	41.54	60.59	74.24	65.84	63.86	80.98
38	84.21	76.67	66.22	49.20	67.03	82.11	75.65	70.84	85.30
39	90.48	84.71	77.65	59.22	73.43	87.68	81.27	75.63	89.05
40	93.40	89.94	85.94	67.99	79.28	92.12	89.35	80.36	90.82
41	97.21	93.23	90.01	78.56	87.05	96.17	95.25	88.99	94.35
42	98.50	98.02	95.67	93.56	95.54	98.45	98.07	98.06	97.69
44	99.53	99.32	97.93	97.61	98.22	99.33	99.48	99.89	98.79
46	100.00	100.00	99.36	100.00	99.73	100.00	100.00	100.00	99.76
48	100.00	100.00	100.00	100.00	100.00	100.00	100.00	100.00	100.00



N00098oI UPPT 2004 SEED SIZE DISTRIBUTION CUMULATIVE WEIGHT PERCENT TABLE

LOCATION

Screen Size	10	20	30	40	50	61	62	63	70
-12 & -20R	3.08	1.84	4.20	3.12	7.26	2.41	3.00	1.52	5.92
12	3.40	2.02	4.64	3.38	7.96	2.69	3.15	1.60	6.21
13	3.85	2.33	5.47	3.84	9.17	3.07	3.36	1.72	6.56
14	4.38	2.59	6.84	4.59	10.64	3.63	3.73	1.90	6.98
15	5.07	3.05	9.07	5.75	12.94	4.59	4.50	2.26	7.59
16	6.11	3.72	11.56	7.19	15.72	6.12	5.56	2.72	8.30
17	7.74	5.10	16.14	9.92	20.19	9.50	7.25	3.83	9.77
18	10.50	7.65	22.85	13.71	26.34	13.68	10.26	5.69	12.00
19	14.46	12.27	31.71	19.12	33.54	19.19	14.60	9.08	15.85
20	21.26	21.71	43.03	27.25	43.96	30.42	22.51	16.05	23.35
21	33.92	39.39	59.43	40.26	57.75	46.95	36.17	31.78	37.97
22	50.18	58.71	74.80	55.38	71.09	65.06	53.15	54.61	54.31
23	68.84	77.75	87.00	71.66	83.78	82.14	71.71	79.44	72.86
24	82.78	87.79	93.35	84.62	91.69	91.22	83.61	92.42	84.57
25	93.41	95.53	97.76	93.59	96.55	97.28	92.68	97.88	93.71
26	97.17	98.43	99.29	97.01	98.64	98.93	96.56	99.35	96.99
27	99.05	99.30	99.72	99.17	99.53	99.58	98.84	99.84	99.08
28	99.84	99.76	99.96	99.88	99.91	99.88	99.60	100.00	99.81
29	100.00	99.85	100.00	100.00	99.96	99.97	99.93	100.00	99.95
30	100.00	100.00	100.00	100.00	100.00	100.00	100.00	100.00	100.00
31	100.00	100.00	100.00	100.00	100.00	100.00	100.00	100.00	100.00
32	100.00	100.00	100.00	100.00	100.00	100.00	100.00	100.00	100.00



N00098ol UPPT 2004 SEED COUNT/POUND TABLE

LOCATION 10

ELK	428
MEDIUM	704
NUMBER 1	1101
SPLITS	980

LOCATION 20

ELK	427
MEDIUM	663
NUMBER 1	1050
SPLITS	1004

LOCATION 30

ELK	435
MEDIUM	744
NUMBER 1	1145
SPLITS	1038

LOCATION 40

ELK	404
MEDIUM	691
NUMBER 1	1101
SPLITS	909

LOCATION 50

ELK	487
MEDIUM	761
NUMBER 1	1184
SPLITS	1219

LOCATION 61

ELK	449
MEDIUM	720
NUMBER 1	1010
SPLITS	1096

LOCATION 62

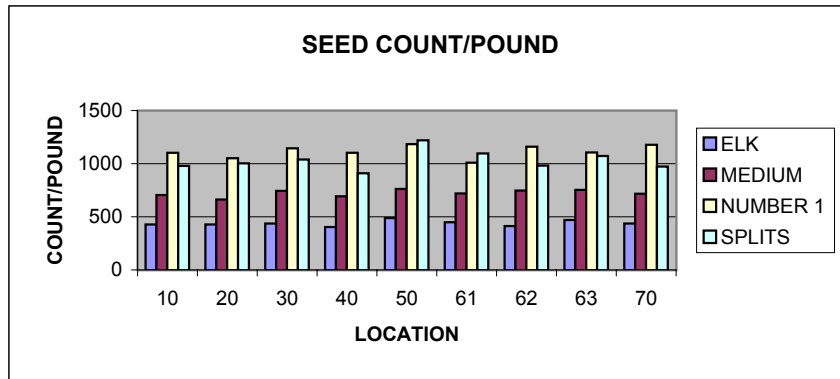
ELK	413
MEDIUM	747
NUMBER 1	1160
SPLITS	982

LOCATION 63

ELK	471
MEDIUM	752
NUMBER 1	1106
SPLITS	1072

LOCATION 70

ELK	435
MEDIUM	718
NUMBER 1	1178
SPLITS	973



N00098oI UPPT 2004 GAC 2000 SEED MOISTURE CONTENT TABLE

LOCATION 10

ELK	6.1
MEDIUM	6.5
NUMBER 1	NA
SPLITS	6.1

LOCATION 20

ELK	7.6
MEDIUM	8.0
NUMBER 1	NA
SPLITS	7.5

LOCATION 30

ELK	7.3
MEDIUM	7.9
NUMBER 1	8.1
SPLITS	7.4

LOCATION 40

ELK	7.3
MEDIUM	7.5
NUMBER 1	8.1
SPLITS	7.3

LOCATION 50

ELK	6.9
MEDIUM	7.1
NUMBER 1	7.3
SPLITS	6.5

LOCATION 61

ELK	7.2
MEDIUM	7.4
NUMBER 1	7.8
SPLITS	6.8

LOCATION 62

ELK	8.1
MEDIUM	8.4
NUMBER 1	8.9
SPLITS	8.1

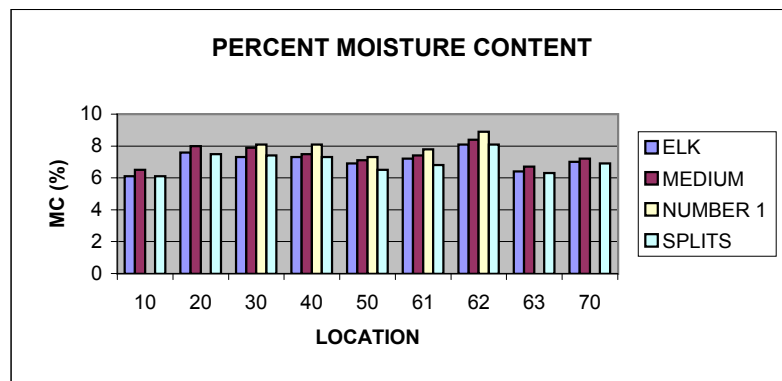
LOCATION 63

ELK	6.4
MEDIUM	6.7
NUMBER 1	NA
SPLITS	6.3

LOCATION 70

ELK	7.0
MEDIUM	7.2
NUMBER 1	NA
SPLITS	6.9

NA INDICATES THAT THERE WAS NOT ENOUGH MATERIAL FOR THE GAC 2000 MOISTURE METER TO READ



LOCATION 10 UPPT 2004 SHELLING DATA

VARIETY: N00098ol DATE: NOV. 16, 2004

STAGE	GRATE		WEIGHT	TIME
1st	31	initial	4237.7	193 sec.
		grams shelled / min	1088.0	
2nd	28	unshelled	738.1	54 sec.
		grams shelled / min	515.8	
3rd	25	unshelled	273.9	35 sec.
		grams shelled / min	309.6	
4th	22	unshelled	93.3	21 sec.
		grams shelled / min	224.6	
5th	19	unshelled	14.7	5 sec.
		grams shelled / min	163.2	
6th		unshelled		
		grams shelled / min		
Final grams unshelled			1.1	
Total grams shelled			4237.7	5.13 min.
Total grams shelled / min			825.5	
HULLS			1030.0	

LOCATION 20 UPPT 2004 SHELLING DATA

VARIETY: N00098ol DATE: NOV. 26, 2004

GRATE		WEIGHT	TIME
30	initial	6409.5	156 sec.
	grams shelled / min	2219.8	
27	unshelled	638.1	52 sec.
	grams shelled / min	506.5	
24	unshelled	199.1	39 sec.
	grams shelled / min	261.5	
21	unshelled	29.1	12 sec.
	grams shelled / min	127.5	
unshelled			
grams shelled / min			
Final grams unshelled			3.6
Total grams shelled			6409.5 4.32 min.
Total grams shelled / min			1484.8
HULLS			1574.2

LOCATION 30 UPPT 2004 SHELLING DATA

VARIETY: N00098ol DATE: OCT. 2, 2004

STAGE	GRATE		WEIGHT	TIME
1st	30	initial	6405.4	215 sec.
		grams shelled / min	1495.9	
2nd	27	unshelled	1045.1	104 sec.
		grams shelled / min	286.7	
3rd	24	unshelled	548.1	106 sec.
		grams shelled / min	148.6	
4th	21	unshelled	285.5	132 sec.
		grams shelled / min	80.5	
5th	18	unshelled	108.4	75 sec.
		grams shelled / min	79.6	
6th		unshelled		
		grams shelled / min		
Final grams unshelled			8.9	
Total grams shelled			6405.4	10.53 min.
Total grams shelled / min			608.1	
HULLS			2083.0	

LOCATION 40 UPPT 2004 SHELLING DATA

VARIETY: N00098ol DATE: OCT. 30, 2004

GRATE		WEIGHT	TIME
31	initial	6337.6	199 sec.
	grams shelled / min	1768.7	
28	unshelled	471.4	48 sec.
	grams shelled / min	315.3	
25	unshelled	219.2	34 sec.
	grams shelled / min	172.6	
22	unshelled	121.4	40 sec.
	grams shelled / min	133.7	
19	unshelled	32.3	15 sec.
	grams shelled / min	114.0	
16	unshelled	3.8	4 sec.
	grams shelled / min	57.0	
Final grams unshelled			0.0
Total grams shelled			6337.6 5.67 min.
Total grams shelled / min			1118.4
HULLS			1853.8

LOCATION 50 UPPT 2004 SHELLING DATA

VARIETY: N00098ol DATE: NOV. 05, 2004

STAGE	GRATE		WEIGHT	TIME
1st	32	initial	5248.1	135 sec.
		grams shelled / min	1648.1	
2nd	29	unshelled	1539.8	58 sec.
		grams shelled / min	514.2	
3rd	26	unshelled	1042.7	69 sec.
		grams shelled / min	273.0	
4th	23	unshelled	728.8	142 sec.
		grams shelled / min	185.7	
5th	20	unshelled	289.4	79 sec.
		grams shelled / min	147.4	
6th	17	unshelled	95.3	48 sec.
		grams shelled / min	111.3	
Final grams unshelled			6.3	
Total grams shelled			5248.1	8.85 min.
Total grams shelled / min			593.0	
HULLS			1596.4	

LOCATION 61 UPPT 2004 SHELLING DATA

VARIETY: N00098ol DATE: DEC. 17, 2004

GRATE		WEIGHT	TIME
31	initial	7182.6	200 sec.
	grams shelled / min	1957.1	
28	unshelled	659.0	52 sec.
	grams shelled / min	425.8	
25	unshelled	290.0	44 sec.
	grams shelled / min	257.5	
22	unshelled	101.2	30 sec.
	grams shelled / min	173.8	
19	unshelled	14.3	6 sec.
	grams shelled / min	143.0	
unshelled			
grams shelled / min			
Final grams unshelled			0.0
Total grams shelled			7182.6 5.53 min.
Total grams shelled / min			1298.1
HULLS			1692.7

LOCATION 62 UPPT 2004 SHELLING DATA

VARIETY: N00098ol DATE: JAN. 09. 2005

STAGE	GRATE		WEIGHT	TIME
1st	31	initial	6633.6	228 sec.
		grams shelled / min	1502.1	
2nd	28	unshelled	925.7	89 sec.
		grams shelled / min	287.3	
3rd	25	unshelled	499.6	75 sec.
		grams shelled / min	176.9	
4th	22	unshelled	278.5	106 sec.
		grams shelled / min	124.1	
5th	19	unshelled	59.2	30 sec.
		grams shelled / min	111.8	
6th		unshelled		
		grams shelled / min		
		Final grams unshelled	3.3	
		Total grams shelled	6633.6	8.80 min.
		Total grams shelled / min	753.8	
		HULLS	1496.0	

LOCATION 63 UPPT 2004 SHELLING DATA

VARIETY: N00098ol DATE: JAN.20. 2005

GRATE		WEIGHT	TIME	
30	initial	6708.9	222 sec.	
	grams shelled / min	1518.2		
27	unshelled	1091.7	84 sec.	
	grams shelled / min	575.0		
24	unshelled	286.7	47 sec.	
	grams shelled / min	301.9		
21	unshelled	50.2	11 sec.	
	grams shelled / min	252.5		
		unshelled		
		grams shelled / min		
		unshelled		
		grams shelled / min		
		Final grams unshelled	3.9	
		Total grams shelled	6708.9	6.07 min.
		Total grams shelled / min	1105.9	
		HULLS	1714.1	

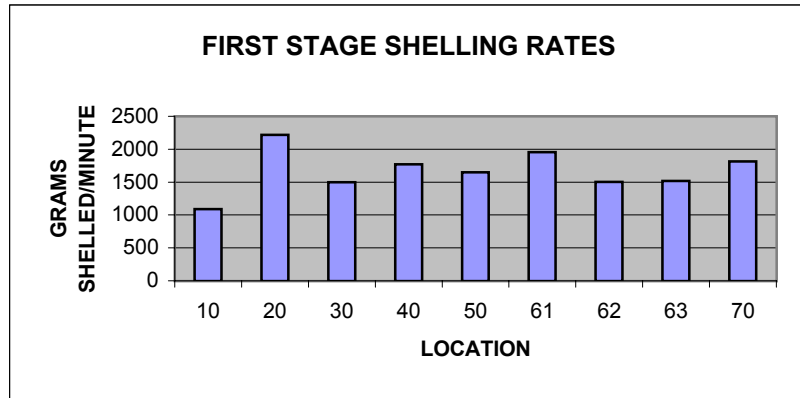
LOCATION 70 UPPT 2004 SHELLING DATA

VARIETY: N00098ol DATE: DEC. 28. 2004

STAGE	GRATE		WEIGHT	TIME
1st	32	initial	6563.2	150 sec.
		grams shelled / min	1814.8	
2nd	29	unshelled	2026.2	65 sec.
		grams shelled / min	898.2	
3rd	26	unshelled	1053.1	66 sec.
		grams shelled / min	423.8	
4th	23	unshelled	586.9	104 sec.
		grams shelled / min	284.2	
5th	20	unshelled	94.3	19 sec.
		grams shelled / min	261.8	
6th	17	unshelled	11.4	5 sec.
		grams shelled / min	136.8	
		Final grams unshelled	0.0	
		Total grams shelled	6563.2	6.82 min.
		Total grams shelled / min	962.8	
		HULLS		

N00098oi UPPT 2004 FIRST STAGE SHELLING RATES

<u>LOCATION</u>	<u>GRAMS SHELLLED / MINUTE</u>
10	1088.0
20	2219.8
30	1495.9
40	1768.7
50	1648.1
61	1957.1
62	1502.1
63	1518.2
70	1814.8



N01013T UPPT 2004 POD BULK DENSITY TABLE

LOCATION 10

BULK	Kg	cm	Kg/m ³
DENSITY	5.03	21.90	247.21

LOCATION 30

BULK	Kg	cm	Kg/m ³
DENSITY	6.49	29.43	237.59

LOCATION 50

BULK	Kg	cm	Kg/m ³
DENSITY	5.45	22.85	256.66

LOCATION 62

BULK	Kg	cm	Kg/m ³
DENSITY	6.82	28.70	255.68

LOCATION 70

BULK	Kg	cm	Kg/m ³
DENSITY	7.02	27.15	278.22

LOCATION 20

BULK	Kg	cm	Kg/m ³
DENSITY	6.81	28.15	260.31

LOCATION 40

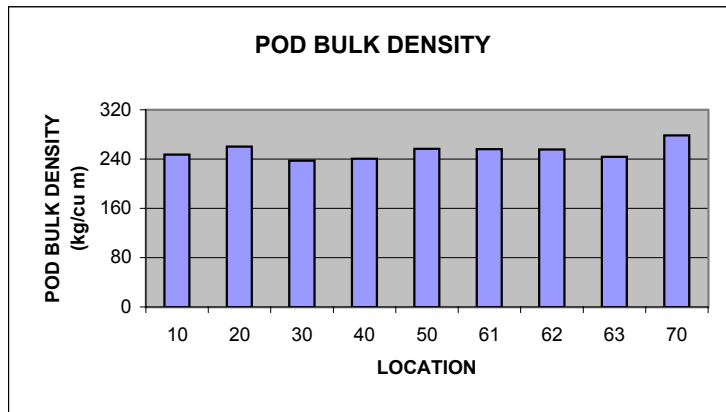
BULK	Kg	cm	Kg/m ³
DENSITY	6.53	29.18	240.75

LOCATION 61

BULK	Kg	cm	Kg/m ³
DENSITY	6.51	27.38	256.02

LOCATION 63

BULK	Kg	cm	Kg/m ³
DENSITY	6.90	30.50	243.43



N01013T UPPT 2004 COMMERCIAL GRADE SIZE WEIGHT PERCENT TABLE

LOCATION 10

ELK	70.01
MEDIUM	4.22
NUMBER 1	2.69
-15	5.04
SPLITS	18.04

LOCATION 20

ELK	80.85
MEDIUM	3.83
NUMBER 1	1.31
-15	2.46
SPLITS	11.55

LOCATION 30

ELK	72.27
MEDIUM	9.01
NUMBER 1	4.98
-15	3.89
SPLITS	9.86

LOCATION 40

ELK	65.94
MEDIUM	8.42
NUMBER 1	4.59
-15	5.53
SPLITS	15.52

LOCATION 50

ELK	68.83
MEDIUM	8.09
NUMBER 1	5.42
-15	5.69
SPLITS	11.97

LOCATION 61

ELK	70.08
MEDIUM	6.34
NUMBER 1	3.46
-15	5.34
SPLITS	14.78

LOCATION 62

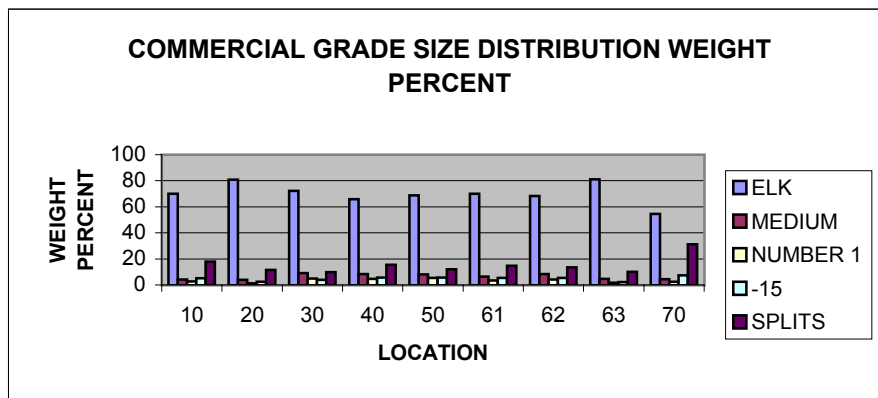
ELK	68.30
MEDIUM	8.42
NUMBER 1	4.29
-15	5.43
SPLITS	13.56

LOCATION 63

ELK	81.04
MEDIUM	4.71
NUMBER 1	1.78
-15	2.32
SPLITS	10.15

LOCATION 70

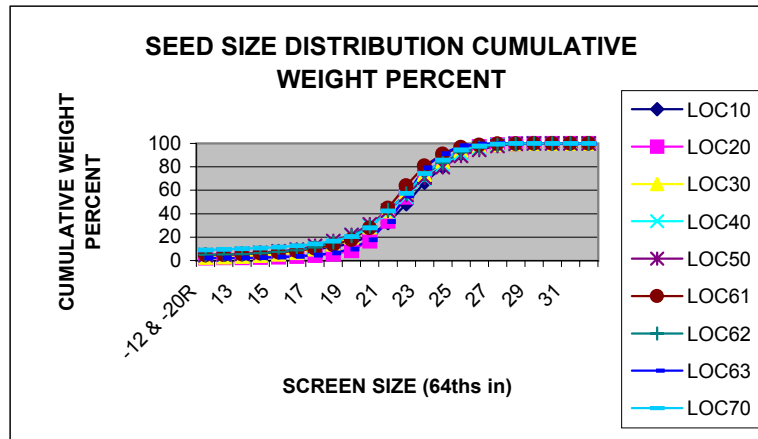
ELK	54.62
MEDIUM	4.42
NUMBER 1	2.38
-15	7.32
SPLITS	31.26



N01013T UPPT 2004 SEED SIZE DISTRIBUTION CUMULATIVE WEIGHT PERCENT TABLE

LOCATION

Screen Size	10	20	30	40	50	61	62	63	70
-12 & -20R	4.37	2.27	2.83	4.59	4.77	4.53	4.80	2.12	8.89
12	4.84	2.40	3.10	4.97	5.09	5.00	5.08	2.18	9.46
13	5.40	2.54	3.62	5.62	5.71	5.55	5.51	2.29	10.03
14	6.15	2.78	4.31	6.55	6.46	6.27	6.28	2.58	10.65
15	7.11	3.09	5.40	7.65	7.81	7.13	7.31	2.98	11.54
16	7.94	3.49	6.83	9.21	9.28	8.31	8.74	3.52	12.50
17	9.43	4.27	9.84	11.98	12.62	10.33	11.24	4.56	14.12
18	11.62	5.43	13.89	16.19	16.55	13.31	15.66	6.60	16.73
19	14.58	8.59	19.83	21.95	21.82	17.77	20.99	9.80	20.54
20	21.23	16.61	28.81	29.63	30.91	27.92	29.13	17.62	27.84
21	32.35	33.50	42.38	41.57	42.70	44.82	43.13	33.27	42.22
22	48.40	53.96	58.52	54.53	55.97	64.00	57.11	55.27	57.34
23	66.67	74.51	73.46	69.93	70.78	80.98	73.36	79.27	74.34
24	80.16	85.36	84.70	81.48	79.70	91.06	83.35	91.22	85.90
25	91.28	93.33	93.86	91.40	89.30	96.81	92.26	98.14	94.65
26	96.33	97.23	97.34	95.84	94.44	98.67	96.14	99.53	97.74
27	98.81	99.00	99.01	98.71	97.84	99.72	98.68	99.93	99.42
28	99.78	99.74	99.76	99.82	99.64	99.85	99.53	100.00	99.89
29	99.90	99.91	99.92	99.97	99.96	99.97	99.88	100.00	99.96
30	100.00	100.00	100.00	100.00	100.00	100.00	100.00	100.00	100.00
31	100.00	100.00	100.00	100.00	100.00	100.00	100.00	100.00	100.00
32	100.00	100.00	100.00	100.00	100.00	100.00	100.00	100.00	100.00



N01013T UPPT 2004 SEED COUNT/POUND TABLE

LOCATION 10

ELK	490
MEDIUM	801
NUMBER 1	1296
SPLITS	1088

LOCATION 20

ELK	471
MEDIUM	734
NUMBER 1	1184
SPLITS	1123

LOCATION 30

ELK	465
MEDIUM	781
NUMBER 1	1169
SPLITS	1022

LOCATION 40

ELK	457
MEDIUM	786
NUMBER 1	1172
SPLITS	1200

LOCATION 50

ELK	472
MEDIUM	820
NUMBER 1	1213
SPLITS	1157

LOCATION 61

ELK	486
MEDIUM	786
NUMBER 1	1194
SPLITS	1131

LOCATION 62

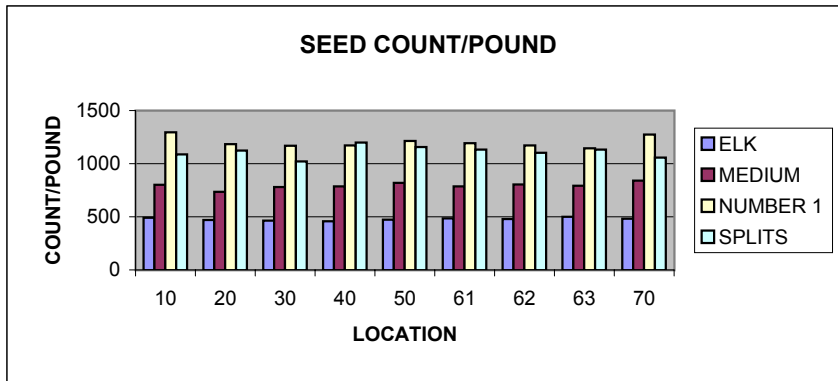
ELK	478
MEDIUM	803
NUMBER 1	1172
SPLITS	1101

LOCATION 63

ELK	501
MEDIUM	793
NUMBER 1	1145
SPLITS	1134

LOCATION 70

ELK	482
MEDIUM	842
NUMBER 1	1274
SPLITS	1057



N01013T UPPT 2004 GAC 2000 SEED MOISTURE CONTENT TABLE

LOCATION 10

ELK	6.1
MEDIUM	6.5
NUMBER 1	NA
SPLITS	6.0

LOCATION 20

ELK	7.7
MEDIUM	7.8
NUMBER 1	NA
SPLITS	7.4

LOCATION 30

ELK	7.7
MEDIUM	8.0
NUMBER 1	8.4
SPLITS	7.5

LOCATION 40

ELK	7.6
MEDIUM	7.7
NUMBER 1	8.2
SPLITS	7.9

LOCATION 50

ELK	7.1
MEDIUM	7.4
NUMBER 1	7.7
SPLITS	7.0

LOCATION 61

ELK	7.0
MEDIUM	7.3
NUMBER 1	7.5
SPLITS	7.0

LOCATION 62

ELK	8.2
MEDIUM	8.4
NUMBER 1	8.8
SPLITS	7.9

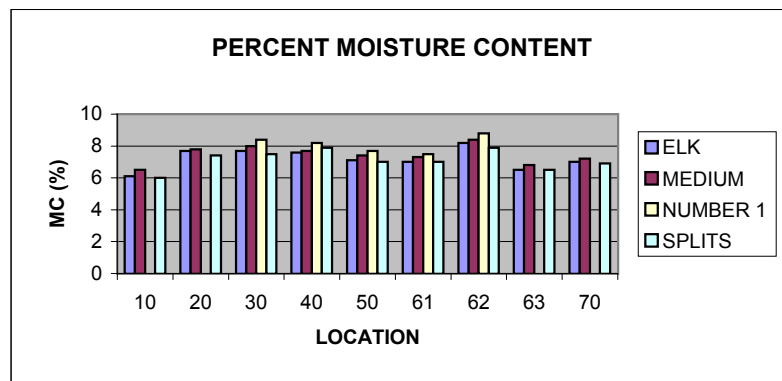
LOCATION 63

ELK	6.5
MEDIUM	6.8
NUMBER 1	NA
SPLITS	6.5

LOCATION 70

ELK	7.0
MEDIUM	7.2
NUMBER 1	NA
SPLITS	6.9

NA INDICATES THAT THERE WAS NOT ENOUGH MATERIAL FOR THE GAC 2000 MOISTURE METER TO READ



LOCATION 10 UPPT 2004 SHELLING DATA

VARIETY: N01013T DATE: NOV. 16, 2004

STAGE	GRATE		WEIGHT	TIME
1st	30	initial	4835.8	154 sec.
		grams shelled / min	1715.3	
2nd	27	unshelled	433.2	49 sec.
		grams shelled / min	357.1	
3rd	24	unshelled	141.6	35 sec.
		grams shelled / min	206.7	
4th	21	unshelled	21.0	8 sec.
		grams shelled / min	137.3	
5th		unshelled		
		grams shelled / min		
6th		unshelled		
		grams shelled / min		
Final grams unshelled			2.7	
Total grams shelled			4835.8	4.10 min.
Total grams shelled / min			1179.5	
HULLS			1159.4	

LOCATION 20 UPPT 2004 SHELLING DATA

VARIETY: N01013T DATE: NOV. 26, 2004

GRATE		WEIGHT	TIME
31	initial	6649.4	239 sec.
	grams shelled / min	1511.8	
28	unshelled	627.3	54 sec.
	grams shelled / min	439.4	
25	unshelled	231.8	42 sec.
	grams shelled / min	229.7	
22	unshelled	71.0	25 sec.
	grams shelled / min	148.8	
19	unshelled	9.0	5 sec.
	grams shelled / min	108.0	
Final grams unshelled			0.0
Total grams shelled			6649.4 6.08 min.
Total grams shelled / min			1093.1
HULLS			1597.0

LOCATION 30 UPPT 2004 SHELLING DATA

VARIETY: N01013T DATE: OCT. 2, 2004

STAGE	GRATE		WEIGHT	TIME
1st	32	initial	6358.9	181 sec.
		grams shelled / min	1862.8	
2nd	29	unshelled	739.5	51 sec.
		grams shelled / min	336.2	
3rd	26	unshelled	453.7	79 sec.
		grams shelled / min	162.2	
4th	23	unshelled	240.1	99 sec.
		grams shelled / min	97.2	
5th	20	unshelled	79.8	63 sec.
		grams shelled / min	55.0	
6th	17	unshelled	22.0	29 sec.
		grams shelled / min	45.5	
Final grams unshelled			0.0	
Total grams shelled			6358.9	8.37 min.
Total grams shelled / min			760.0	
HULLS			1810.3	

LOCATION 40 UPPT 2004 SHELLING DATA

VARIETY: N01013T DATE: OCT. 30, 2004

GRATE		WEIGHT	TIME
34	initial	6330.0	123 sec.
	grams shelled / min	2684.5	
31	unshelled	826.7	42 sec.
	grams shelled / min	482.0	
28	unshelled	489.3	44 sec.
	grams shelled / min	300.0	
25	unshelled	269.3	45 sec.
	grams shelled / min	180.0	
22	unshelled	134.3	51 sec.
	grams shelled / min	123.8	
19	unshelled	29.1	17 sec.
	grams shelled / min	93.9	
Final grams unshelled			2.5
Total grams shelled			6330.0 5.37 min.
Total grams shelled / min			1179.5
HULLS			1814.1

LOCATION 50 UPPT 2004 SHELLING DATA

VARIETY: N01013T DATE: NOV. 05, 2004

STAGE	GRATE		WEIGHT	TIME
1st	31	initial	5272.0	208 sec.
		grams shelled / min	1236.0	
2nd	28	unshelled	987.3	76 sec.
		grams shelled / min	412.8	
3rd	25	unshelled	464.4	53 sec.
		grams shelled / min	241.2	
4th	22	unshelled	251.3	60 sec.
		grams shelled / min	167.5	
5th	19	unshelled	83.8	30 sec.
		grams shelled / min	139.0	
6th	16	unshelled	14.3	6 sec.
		grams shelled / min	143.0	
Final grams unshelled			0.0	
Total grams shelled			5272.0	7.22 min.
Total grams shelled / min			730.5	
HULLS			1404.0	

LOCATION 61 UPPT 2004 SHELLING DATA

VARIETY: N01013T DATE: DEC. 17, 2004

GRATE		WEIGHT	TIME
32	initial	6295.0	168 sec.
	grams shelled / min	1697.9	
29	unshelled	1540.9	84 sec.
	grams shelled / min	539.8	
26	unshelled	785.2	102 sec.
	grams shelled / min	243.9	
23	unshelled	370.6	144 sec.
	grams shelled / min	126.0	
20	unshelled	68.1	34 sec.
	grams shelled / min	96.4	
17	unshelled	13.5	5 sec.
	grams shelled / min	162.0	
Final grams unshelled			0.0
Total grams shelled			6295.0 8.95 min.
Total grams shelled / min			703.4
HULLS			1389.3

LOCATION 62 UPPT 2004 SHELLING DATA

VARIETY: N01013T DATE: JAN. 09. 2005

STAGE	GRATE		WEIGHT	TIME
1st	32	initial	6649.5	236 sec.
		grams shelled / min	1260.5	
2nd	29	unshelled	1691.7	96 sec.
		grams shelled / min	380.3	
3rd	26	unshelled	1083.2	140 sec.
		grams shelled / min	160.9	
4th	23	unshelled	707.7	346 sec.
		grams shelled / min	82.2	
5th	20	unshelled	233.5	142 sec.
		grams shelled / min	75.2	
6th	17	unshelled	55.5	70 sec.
		grams shelled / min	44.2	
Final grams unshelled			3.9	
Total grams shelled			6649.5	17.17 min.
Total grams shelled / min			387.3	
HULLS			1429.2	

LOCATION 63 UPPT 2004 SHELLING DATA

VARIETY: N01013T DATE: JAN.20. 2005

GRATE		WEIGHT	TIME
29	initial	6731.6	210 sec.
	grams shelled / min	1693.8	
26	unshelled	803.3	88 sec.
	grams shelled / min	365.0	
23	unshelled	267.9	57 sec.
	grams shelled / min	254.1	
20	unshelled	26.5	8 sec.
	grams shelled / min	198.8	
17	unshelled	0.0	1 sec.
	grams shelled / min	0.0	
unshelled			
grams shelled / min			
Final grams unshelled			0.0
Total grams shelled			6731.6 6.07 min.
Total grams shelled / min			1109.6
HULLS			1610.5

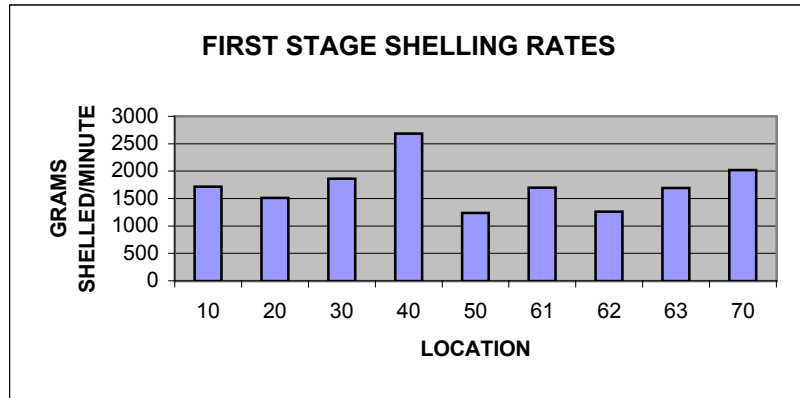
LOCATION 70 UPPT 2004 SHELLING DATA

VARIETY: N01013T DATE: DEC. 29. 2004

STAGE	GRATE		WEIGHT	TIME
1st	31	initial	6823.7	157 sec.
		grams shelled / min	2018.2	
2nd	28	unshelled	1542.7	67 sec.
		grams shelled / min	617.7	
3rd	25	unshelled	852.9	83 sec.
		grams shelled / min	346.5	
4th	22	unshelled	373.6	82 sec.
		grams shelled / min	223.5	
5th	19	unshelled	68.1	27 sec.
		grams shelled / min	147.1	
6th		unshelled		
		grams shelled / min		
Final grams unshelled			1.9	
Total grams shelled			6823.7	6.93 min.
Total grams shelled / min			984.2	
HULLS			1596.3	

N01013T UPPT 2004 FIRST STAGE SHELLING RATES

<u>LOCATION</u>	<u>GRAMS SHELLLED / MINUTE</u>
10	1715.3
20	1511.8
30	1862.8
40	2684.5
50	1236.0
61	1697.9
62	1260.5
63	1693.8
70	2018.2



N02006 UPPT 2004 POD BULK DENSITY TABLE

LOCATION 10

BULK	Kg	cm	Kg/m ³
DENSITY	5.35	22.33	257.89

LOCATION 20

BULK	Kg	cm	Kg/m ³
DENSITY	6.58	27.38	258.62

LOCATION 30

BULK	Kg	cm	Kg/m ³
DENSITY	6.25	30.00	224.18

LOCATION 40

BULK	Kg	cm	Kg/m ³
DENSITY	6.51	29.30	239.04

LOCATION 50

BULK	Kg	cm	Kg/m ³
DENSITY	5.47	23.93	245.89

LOCATION 61

BULK	Kg	cm	Kg/m ³
DENSITY	7.02	29.50	256.16

LOCATION 62

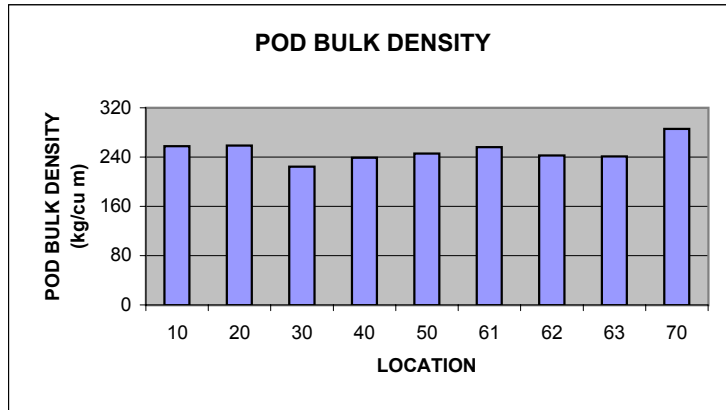
BULK	Kg	cm	Kg/m ³
DENSITY	6.88	30.50	242.84

LOCATION 63

BULK	Kg	cm	Kg/m ³
DENSITY	6.83	30.50	241.16

LOCATION 70

BULK	Kg	cm	Kg/m ³
DENSITY	6.75	25.45	285.57



N02006 UPPT 2004 COMMERCIAL GRADE SIZE WEIGHT PERCENT TABLE

LOCATION 10

ELK	72.39
MEDIUM	3.64
NUMBER 1	1.87
-15	4.16
SPLITS	17.95

LOCATION 20

ELK	81.72
MEDIUM	2.29
NUMBER 1	1.36
-15	2.41
SPLITS	12.22

LOCATION 30

ELK	71.19
MEDIUM	9.23
NUMBER 1	5.08
-15	3.91
SPLITS	10.59

LOCATION 40

ELK	69.91
MEDIUM	6.43
NUMBER 1	4.38
-15	4.33
SPLITS	14.96

LOCATION 50

ELK	65.23
MEDIUM	7.05
NUMBER 1	5.59
-15	5.84
SPLITS	16.30

LOCATION 61

ELK	71.91
MEDIUM	5.50
NUMBER 1	3.47
-15	4.39
SPLITS	14.72

LOCATION 62

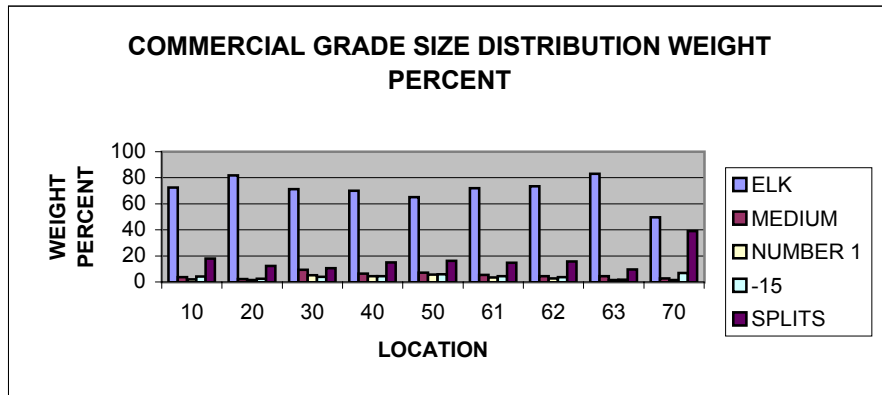
ELK	73.48
MEDIUM	4.55
NUMBER 1	2.69
-15	3.63
SPLITS	15.66

LOCATION 63

ELK	82.93
MEDIUM	4.35
NUMBER 1	1.47
-15	1.66
SPLITS	9.60

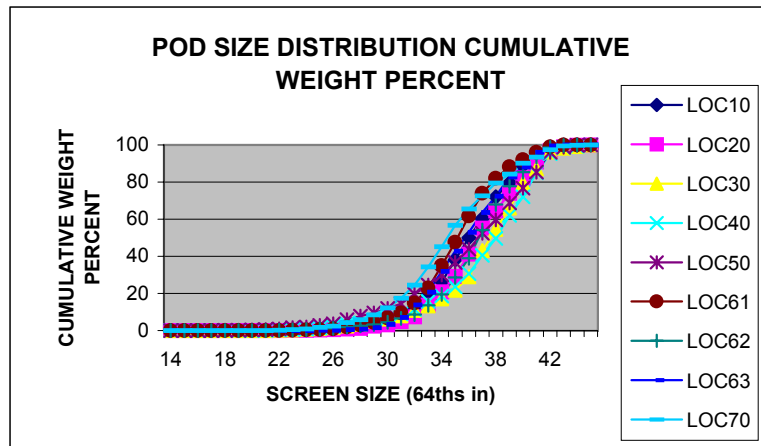
LOCATION 70

ELK	49.63
MEDIUM	2.68
NUMBER 1	1.54
-15	6.99
SPLITS	39.16



N02006 UPPT 2004 POD SIZE DISTRIBUTION CUMULATIVE WEIGHT PERCENT TABLE

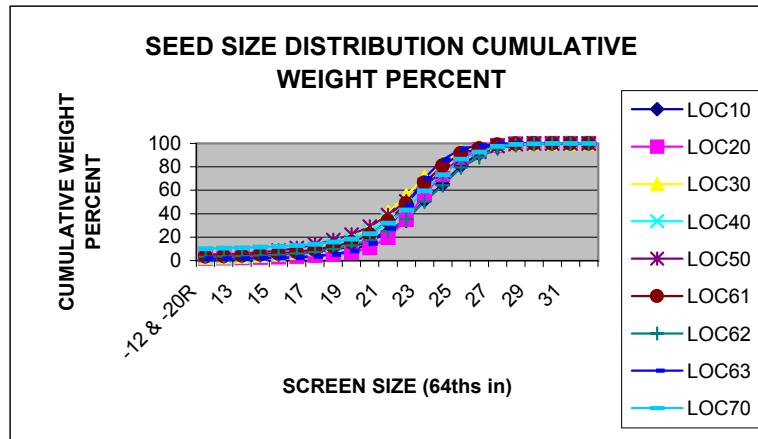
SCREEN SIZE	<u>LOCATION</u>								
	10	20	30	40	50	61	62	63	70
14	0.00	0.00	0.00	0.00	0.00	0.00	0.00	0.00	0.00
15	0.00	0.00	0.00	0.00	0.00	0.00	0.00	0.00	0.00
16	0.00	0.00	0.00	0.00	0.00	0.00	0.00	0.00	0.00
17	0.00	0.00	0.00	0.00	0.03	0.00	0.00	0.00	0.00
18	0.00	0.00	0.00	0.00	0.10	0.00	0.00	0.00	0.00
19	0.00	0.00	0.00	0.00	0.18	0.00	0.00	0.00	0.00
20	0.00	0.00	0.00	0.01	0.33	0.00	0.02	0.00	0.00
21	0.03	0.00	0.04	0.21	0.56	0.00	0.07	0.00	0.08
22	0.07	0.00	0.15	0.32	0.87	0.00	0.16	0.00	0.26
23	0.16	0.09	0.40	0.54	1.47	0.17	0.34	0.00	0.45
24	0.38	0.12	0.63	0.93	1.97	0.40	0.50	0.00	0.87
25	0.67	0.36	0.96	1.42	2.76	0.60	0.81	0.10	1.68
26	1.23	0.56	1.49	2.25	3.61	0.89	1.27	0.25	2.46
27	2.00	0.91	2.46	3.42	5.84	1.88	1.87	0.49	4.28
28	2.72	1.17	3.26	4.11	7.74	2.97	2.51	0.76	5.84
29	3.81	2.41	4.95	5.53	9.56	4.33	3.34	1.54	8.44
30	5.15	3.14	6.14	6.64	11.94	6.69	4.50	3.29	12.24
31	7.64	4.89	7.91	9.05	14.48	9.45	6.59	7.01	17.43
32	12.21	7.45	10.86	11.40	19.70	14.76	8.58	13.73	24.54
33	19.49	13.65	13.20	15.63	24.53	23.00	13.57	20.75	34.38
34	26.28	20.92	17.05	18.55	30.00	34.95	19.53	31.84	45.17
35	38.05	29.11	21.65	23.59	36.81	47.55	28.54	42.81	56.74
36	50.05	41.23	29.03	30.66	43.82	61.72	39.05	52.95	65.44
37	60.45	55.12	43.06	40.54	52.33	73.93	54.17	63.56	72.59
38	72.04	64.56	54.42	49.60	59.68	82.02	67.96	72.47	79.53
39	79.73	73.97	66.03	62.07	68.75	88.20	77.80	82.81	84.35
40	88.72	82.28	79.24	72.08	76.76	92.08	85.30	88.07	90.21
41	96.04	90.90	87.09	84.99	85.32	96.09	93.47	96.06	93.53
42	98.92	96.82	96.16	95.27	95.99	98.90	98.62	99.57	97.50
44	100.00	99.00	98.30	98.65	98.75	100.00	99.60	100.00	99.41
46	100.00	99.78	99.19	99.23	99.86	100.00	100.00	100.00	99.74
48	100.00	100.00	100.00	100.00	100.00	100.00	100.00	100.00	100.00



N02006 UPPT 2004 SEED SIZE DISTRIBUTION CUMULATIVE WEIGHT PERCENT TABLE

LOCATION

Screen Size	10	20	30	40	50	61	62	63	70
-12 & -20R	3.95	1.99	2.68	3.42	5.11	3.49	3.26	1.57	10.21
12	4.31	2.15	2.95	3.69	5.43	3.87	3.44	1.63	10.54
13	4.68	2.47	3.55	4.31	6.07	4.35	3.79	1.70	11.03
14	5.07	2.74	4.37	5.09	6.97	5.15	4.31	1.83	11.48
15	5.68	3.13	5.50	6.07	8.57	6.12	4.93	2.07	12.14
16	6.23	3.60	7.03	7.88	10.55	7.30	5.94	2.47	12.73
17	7.34	4.29	10.05	10.24	13.65	9.23	7.49	3.46	14.02
18	9.46	5.08	14.03	13.32	17.40	12.14	9.92	5.23	15.85
19	11.78	6.90	20.37	17.79	22.07	15.67	12.88	8.26	18.42
20	16.29	10.82	28.07	24.19	28.84	22.11	17.45	14.78	22.91
21	24.00	19.74	41.15	34.33	38.75	33.79	25.02	27.58	31.88
22	34.09	34.86	55.53	46.88	50.60	48.68	35.41	47.19	43.10
23	51.64	56.85	70.93	63.23	64.50	66.41	50.39	70.25	59.67
24	65.24	73.41	83.15	75.02	75.71	80.86	64.23	86.05	73.10
25	81.26	88.06	92.80	87.16	87.06	91.47	79.50	95.45	86.65
26	91.28	94.81	97.25	93.83	93.02	95.74	88.14	98.20	92.56
27	96.72	98.43	99.25	97.59	97.74	99.00	95.71	99.58	97.42
28	99.28	99.60	99.71	99.66	99.56	99.75	98.75	99.93	99.31
29	99.76	99.91	99.87	99.88	99.90	99.96	99.66	100.00	99.79
30	99.92	100.00	100.00	100.00	100.00	100.00	100.00	100.00	99.95
31	100.00	100.00	100.00	100.00	100.00	100.00	100.00	100.00	100.00
32	100.00	100.00	100.00	100.00	100.00	100.00	100.00	100.00	100.00



N02006 UPPT 2004 SEED COUNT/POUND TABLE

LOCATION 10

ELK	453
MEDIUM	828
NUMBER 1	1243
SPLITS	1072

LOCATION 20

ELK	447
MEDIUM	783
NUMBER 1	1134
SPLITS	1004

LOCATION 30

ELK	509
MEDIUM	796
NUMBER 1	1172
SPLITS	1055

LOCATION 40

ELK	468
MEDIUM	785
NUMBER 1	1114
SPLITS	990

LOCATION 50

ELK	470
MEDIUM	842
NUMBER 1	1206
SPLITS	1022

LOCATION 61

ELK	484
MEDIUM	825
NUMBER 1	1131
SPLITS	1120

LOCATION 62

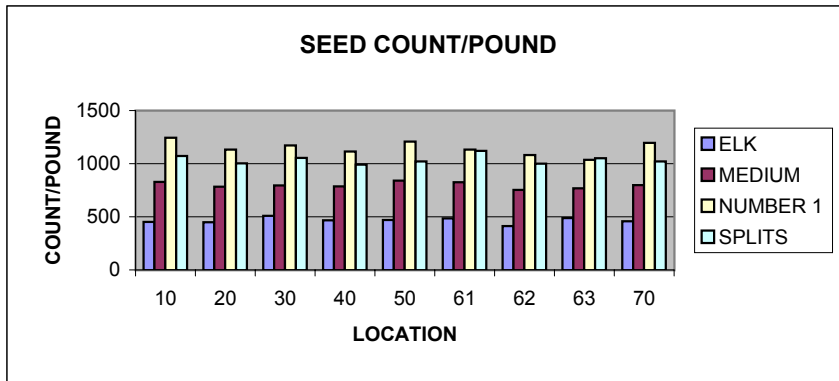
ELK	413
MEDIUM	752
NUMBER 1	1083
SPLITS	1001

LOCATION 63

ELK	488
MEDIUM	769
NUMBER 1	1036
SPLITS	1050

LOCATION 70

ELK	457
MEDIUM	797
NUMBER 1	1197
SPLITS	1022



N02006 UPPT 2004 GAC 2000 SEED MOISTURE CONTENT TABLE

LOCATION 10

ELK	5.8
MEDIUM	6.3
NUMBER 1	NA
SPLITS	5.8

LOCATION 20

ELK	7.5
MEDIUM	NA
NUMBER 1	NA
SPLITS	7.3

LOCATION 30

ELK	7.6
MEDIUM	8.0
NUMBER 1	8.4
SPLITS	7.3

LOCATION 40

ELK	7.1
MEDIUM	7.8
NUMBER 1	8.3
SPLITS	7.2

LOCATION 50

ELK	7.0
MEDIUM	7.3
NUMBER 1	7.6
SPLITS	6.8

LOCATION 61

ELK	7.1
MEDIUM	7.5
NUMBER 1	7.7
SPLITS	6.7

LOCATION 62

ELK	8.0
MEDIUM	8.5
NUMBER 1	9.1
SPLITS	7.9

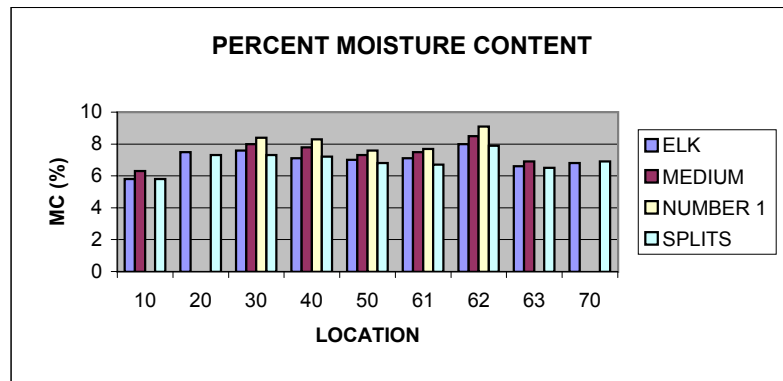
LOCATION 63

ELK	6.6
MEDIUM	6.9
NUMBER 1	NA
SPLITS	6.5

LOCATION 70

ELK	6.8
MEDIUM	NA
NUMBER 1	NA
SPLITS	6.9

NA INDICATES THAT THERE WAS NOT ENOUGH MATERIAL FOR THE GAC 2000 MOISTURE METER TO READ



LOCATION 10 UPPT 2004 SHELLING DATA

VARIETY: N02006 DATE: NOV. 16, 2004

STAGE	GRATE		WEIGHT	TIME
1st	32	initial	5160.7	173 sec.
		grams shelled / min	1641.4	
2nd	29	unshelled	428.1	37 sec.
		grams shelled / min	356.1	
3rd	26	unshelled	208.5	45 sec.
		grams shelled / min	199.2	
4th	23	unshelled	59.1	19 sec.
		grams shelled / min	158.5	
5th	20	unshelled	8.9	4 sec.
		grams shelled / min	133.5	
6th		unshelled		
		grams shelled / min		
Final grams unshelled			0.0	
Total grams shelled			5160.7	4.63 min.
Total grams shelled / min			1113.8	
HULLS			1235.9	

LOCATION 20 UPPT 2004 SHELLING DATA

VARIETY: N02006 DATE: NOV. 26, 2004

GRATE		WEIGHT	TIME	
31	initial	6423.0	266 sec.	
	grams shelled / min	1387.7		
28	unshelled	270.9	50 sec.	
	grams shelled / min	221.0		
25	unshelled	86.7	27 sec.	
	grams shelled / min	115.1		
22	unshelled	34.9	24 sec.	
	grams shelled / min	75.3		
unshelled				
grams shelled / min				
Final grams unshelled			4.8	
Total grams shelled			6423.0	6.12 min.
Total grams shelled / min			1050.1	
HULLS			1647.5	

LOCATION 30 UPPT 2004 SHELLING DATA

VARIETY: N02006 DATE: OCT. 2, 2004

STAGE	GRATE		WEIGHT	TIME
1st	32	initial	6110.6	220 sec.
		grams shelled / min	1539.5	
2nd	29	unshelled	465.9	59 sec.
		grams shelled / min	177.8	
3rd	26	unshelled	291.1	103 sec.
		grams shelled / min	78.5	
4th	23	unshelled	156.3	132 sec.
		grams shelled / min	54.8	
5th	20	unshelled	35.7	33 sec.
		grams shelled / min	49.3	
6th		unshelled		
		grams shelled / min		
Final grams unshelled			8.6	
Total grams shelled			6110.6	9.12 min.
Total grams shelled / min			670.3	
HULLS			1902.1	

LOCATION 40 UPPT 2004 SHELLING DATA

VARIETY: N02006 DATE: OCT. 30, 2004

GRATE		WEIGHT	TIME	
31	initial	6318.5	231 sec.	
	grams shelled / min	1526.5		
28	unshelled	441.6	58 sec.	
	grams shelled / min	240.1		
25	unshelled	209.5	54 sec.	
	grams shelled / min	111.0		
22	unshelled	109.6	61 sec.	
	grams shelled / min	85.6		
19	unshelled	22.6	20 sec.	
	grams shelled / min	67.8		
unshelled				
grams shelled / min				
Final grams unshelled			0.0	
Total grams shelled			6318.5	7.07 min.
Total grams shelled / min			894.1	
HULLS			1825.9	

LOCATION 50 UPPT 2004 SHELLING DATA

VARIETY: N02006 DATE: NOV. 06, 2004

STAGE	GRATE		WEIGHT	TIME
1st	32	initial	5282.0	158 sec.
		grams shelled / min	1679.5	
2nd	29	unshelled	859.4	50 sec.
		grams shelled / min	417.1	
3rd	26	unshelled	511.8	85 sec.
		grams shelled / min	198.1	
4th	23	unshelled	231.1	74 sec.
		grams shelled / min	119.3	
5th	20	unshelled	84.0	41 sec.
		grams shelled / min	82.4	
6th	17	unshelled	27.7	35 sec.
		grams shelled / min	47.5	
Final grams unshelled			0.0	
Total grams shelled			5282.0	7.38 min.
Total grams shelled / min			715.4	
HULLS			1555.2	

LOCATION 61 UPPT 2004 SHELLING DATA

VARIETY: N02006 DATE: DEC. 17, 2004

GRATE		WEIGHT	TIME	
31	initial	6790.7	212 sec.	
	grams shelled / min	1799.4		
28	unshelled	432.9	67 sec.	
	grams shelled / min	219.9		
25	unshelled	187.3	43 sec.	
	grams shelled / min	161.2		
22	unshelled	71.8	27 sec.	
	grams shelled / min	136.2		
19	unshelled	10.5	5 sec.	
	grams shelled / min	126.0		
unshelled				
grams shelled / min				
Final grams unshelled			0.0	
Total grams shelled			6790.7	5.90 min.
Total grams shelled / min			1151.0	
HULLS			1618.9	

LOCATION 62 UPPT 2004 SHELLING DATA

VARIETY: N02006 DATE: JAN. 09. 2005

STAGE	GRATE		WEIGHT	TIME
1st	32	initial	6697.2	380 sec.
		grams shelled / min	949.1	
2nd	29	unshelled	686.5	126 sec.
		grams shelled / min	151.2	
3rd	26	unshelled	369.0	130 sec.
		grams shelled / min	91.2	
4th	23	unshelled	171.3	120 sec.
		grams shelled / min	62.2	
5th	20	unshelled	46.9	32 sec.
		grams shelled / min	58.5	
6th	17	unshelled	15.7	23 sec.
		grams shelled / min	41.0	
		Final grams unshelled	0.0	
		Total grams shelled	6697.2	13.52 min.
		Total grams shelled / min	495.5	
		HULLS	1588.0	

LOCATION 63 UPPT 2004 SHELLING DATA

VARIETY: N02006 DATE: JAN.20. 2005

GRATE		WEIGHT	TIME	
30	initial	6660.3	232 sec.	
	grams shelled / min	1604.4		
27	unshelled	456.6	66 sec.	
	grams shelled / min	340.0		
24	unshelled	82.6	17 sec.	
	grams shelled / min	271.8		
21	unshelled	5.6	2 sec.	
	grams shelled / min	168.0		
		unshelled		
		grams shelled / min		
		unshelled		
		grams shelled / min		
		Final grams unshelled	0.0	
		Total grams shelled	6660.3	5.28 min.
		Total grams shelled / min	1260.6	
		HULLS	1694.8	

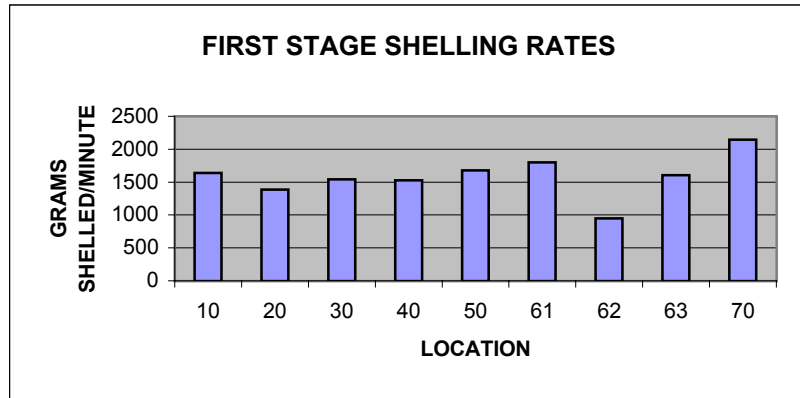
LOCATION 70 UPPT 2004 SHELLING DATA

VARIETY: N02006 DATE: DEC. 29. 2004

STAGE	GRATE		WEIGHT	TIME
1st	33	initial	6555.9	150 sec.
		grams shelled / min	2144.2	
2nd	30	unshelled	1195.3	54 sec.
		grams shelled / min	608.3	
3rd	27	unshelled	647.8	58 sec.
		grams shelled / min	380.5	
4th	24	unshelled	280.0	54 sec.
		grams shelled / min	236.2	
5th	21	unshelled	67.4	20 sec.
		grams shelled / min	157.8	
6th	18	unshelled	14.8	5 sec.
		grams shelled / min	177.6	
		Final grams unshelled	0.0	
		Total grams shelled	6555.9	5.68 min.
		Total grams shelled / min	1153.5	
		HULLS	1631.2	

N02006 UPPT 2004 FIRST STAGE SHELLING RATES

<u>LOCATION</u>	<u>GRAMS SHELLLED / MINUTE</u>
10	1641.4
20	1387.7
30	1539.5
40	1526.5
50	1679.5
61	1799.4
62	949.1
63	1604.4
70	2144.2



VT003069 UPPT 2004 POD BULK DENSITY TABLE

LOCATION 10

BULK	Kg	cm	Kg/m ³
DENSITY	4.74	21.35	238.76

LOCATION 30

BULK	Kg	cm	Kg/m ³
DENSITY	6.46	30.50	228.13

LOCATION 50

BULK	Kg	cm	Kg/m ³
DENSITY	5.39	24.60	235.75

LOCATION 62

BULK	Kg	cm	Kg/m ³
DENSITY	6.74	27.98	259.20

LOCATION 70

BULK	Kg	cm	Kg/m ³
DENSITY	6.93	26.40	282.62

LOCATION 20

BULK	Kg	cm	Kg/m ³
DENSITY	6.47	28.75	242.11

LOCATION 40

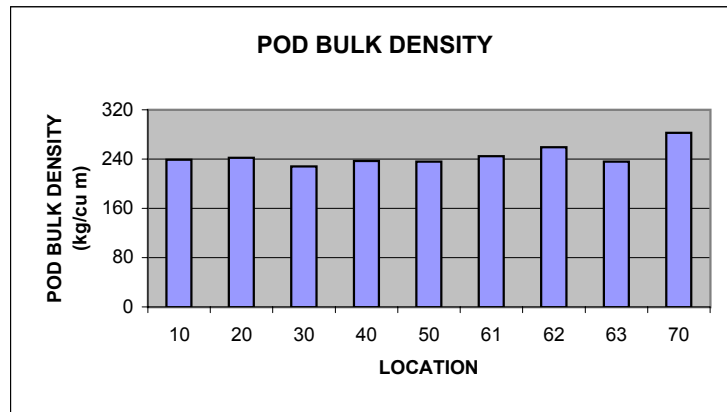
BULK	Kg	cm	Kg/m ³
DENSITY	6.60	29.98	237.08

LOCATION 61

BULK	Kg	cm	Kg/m ³
DENSITY	6.93	30.50	244.74

LOCATION 63

BULK	Kg	cm	Kg/m ³
DENSITY	6.68	30.50	235.68



VT003069 UPPT 2004 COMMERCIAL GRADE SIZE WEIGHT PERCENT TABLE

LOCATION 10

ELK	72.47
MEDIUM	7.55
NUMBER 1	3.35
-15	3.45
SPLITS	13.18

LOCATION 20

ELK	77.35
MEDIUM	7.33
NUMBER 1	2.61
-15	1.91
SPLITS	10.80

LOCATION 30

ELK	61.05
MEDIUM	13.96
NUMBER 1	8.11
-15	5.87
SPLITS	11.02

LOCATION 40

ELK	64.98
MEDIUM	9.41
NUMBER 1	4.79
-15	5.09
SPLITS	15.73

LOCATION 50

ELK	60.64
MEDIUM	10.03
NUMBER 1	7.71
-15	8.11
SPLITS	13.51

LOCATION 61

ELK	65.94
MEDIUM	15.03
NUMBER 1	6.01
-15	3.09
SPLITS	9.93

LOCATION 62

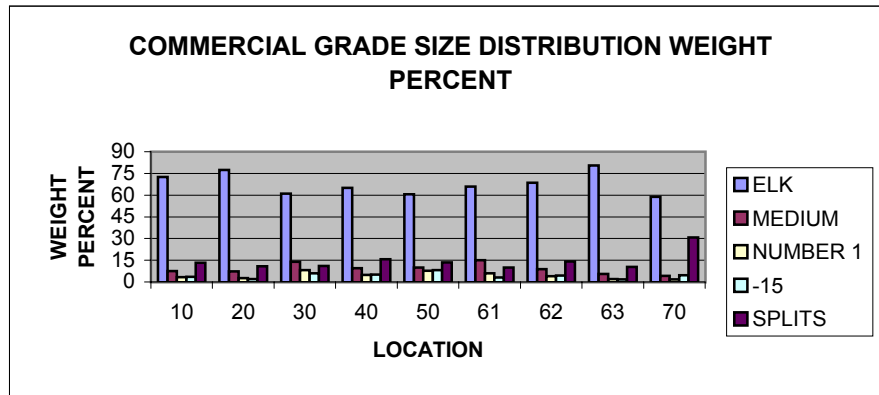
ELK	68.52
MEDIUM	8.76
NUMBER 1	4.08
-15	4.48
SPLITS	14.16

LOCATION 63

ELK	80.49
MEDIUM	5.55
NUMBER 1	1.88
-15	1.78
SPLITS	10.29

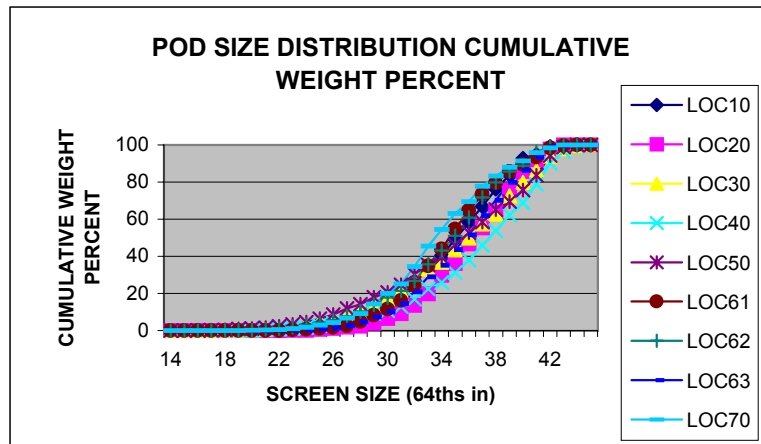
LOCATION 70

ELK	58.76
MEDIUM	4.10
NUMBER 1	1.77
-15	4.63
SPLITS	30.74



VT003069 UPPT 2004 POD SIZE DISTRIBUTION CUMULATIVE WEIGHT PERCENT TABLE

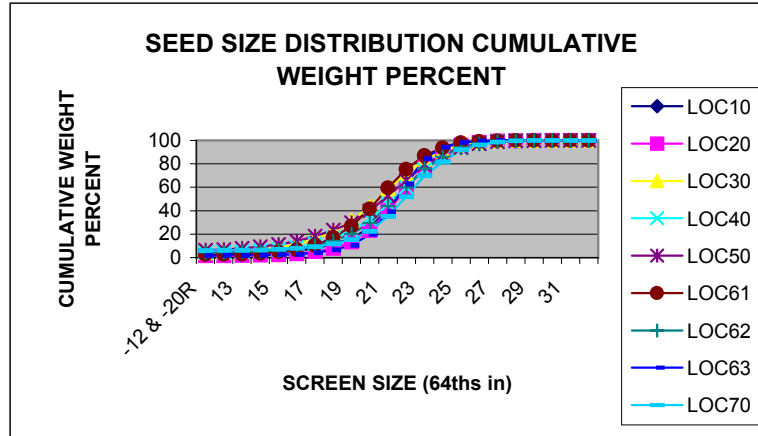
SCREEN SIZE	<u>LOCATION</u>								
	10	20	30	40	50	61	62	63	70
14	0.00	0.00	0.00	0.00	0.00	0.00	0.00	0.00	0.00
15	0.00	0.00	0.00	0.00	0.01	0.00	0.00	0.00	0.00
16	0.00	0.00	0.00	0.00	0.09	0.00	0.00	0.00	0.00
17	0.00	0.00	0.04	0.00	0.17	0.00	0.00	0.00	0.00
18	0.00	0.00	0.10	0.00	0.30	0.00	0.00	0.00	0.04
19	0.00	0.00	0.26	0.00	0.79	0.00	0.08	0.00	0.06
20	0.06	0.00	0.34	0.06	1.07	0.01	0.16	0.00	0.12
21	0.09	0.03	0.55	0.28	1.58	0.04	0.67	0.03	0.30
22	0.13	0.05	1.10	0.67	2.28	0.08	1.10	0.14	0.54
23	0.41	0.20	2.07	0.96	3.25	0.32	1.98	0.21	1.02
24	0.76	0.24	3.29	1.62	4.52	0.61	3.06	0.38	1.72
25	1.35	0.72	4.83	2.60	6.42	1.17	4.34	0.85	2.97
26	2.24	1.18	6.11	3.98	8.61	1.66	5.65	1.38	4.28
27	3.97	1.84	8.47	5.18	11.95	2.65	7.81	2.64	6.74
28	5.87	2.46	10.64	6.81	14.17	4.82	10.27	4.60	9.13
29	9.04	3.96	14.06	9.06	17.89	8.26	13.90	7.47	14.39
30	13.41	6.48	17.21	10.65	20.51	11.63	17.76	10.10	20.00
31	18.35	9.05	21.36	12.85	24.64	16.25	21.40	14.40	25.21
32	25.76	13.54	28.15	16.82	30.30	24.23	26.73	20.88	34.45
33	34.29	19.83	33.03	22.48	35.26	34.76	35.77	28.95	45.49
34	40.48	29.75	36.72	25.78	39.44	43.96	43.05	35.17	54.55
35	49.14	36.25	43.47	31.24	46.21	54.62	51.01	43.70	63.12
36	58.33	46.77	49.74	37.88	52.84	64.72	60.94	51.55	69.45
37	66.85	55.41	57.40	45.92	58.46	73.52	71.72	61.86	77.79
38	76.25	63.74	62.71	53.83	65.11	79.48	79.82	70.22	83.24
39	83.84	75.56	72.65	62.21	69.49	85.77	85.74	79.80	87.87
40	92.74	85.71	79.83	68.76	75.66	89.48	88.88	86.40	91.32
41	94.91	92.02	86.26	78.72	83.57	93.38	96.29	93.42	95.88
42	99.05	97.82	93.95	90.13	94.36	98.50	98.99	99.15	98.53
44	99.76	100.00	97.92	96.60	98.75	99.60	99.88	99.69	100.00
46	100.00	100.00	99.58	99.26	100.00	100.00	100.00	100.00	100.00
48	100.00	100.00	100.00	100.00	100.00	100.00	100.00	100.00	100.00



VT003069 UPPT 2004 SEED SIZE DISTRIBUTION CUMULATIVE WEIGHT PERCENT TABLE

LOCATION

Screen Size	10	20	30	40	50	61	62	63	70
-12 & -20R	3.04	1.69	4.23	4.63	6.28	2.38	4.31	1.72	5.93
12	3.28	1.77	4.66	4.85	6.83	2.47	4.45	1.78	6.18
13	3.62	1.89	5.54	5.27	7.97	2.81	4.78	1.86	6.39
14	3.97	2.14	6.60	6.04	9.38	3.43	5.22	1.99	6.69
15	4.62	2.57	8.57	7.09	11.28	4.82	6.05	2.36	7.13
16	5.67	3.27	11.27	8.80	13.99	6.67	7.41	2.80	7.80
17	7.83	5.06	15.71	11.73	18.30	10.10	9.98	4.09	9.24
18	11.38	7.92	22.16	16.48	23.53	17.28	14.12	6.53	11.75
19	16.53	13.28	31.39	22.89	29.89	26.79	20.18	10.27	15.17
20	25.44	23.31	43.31	32.74	39.86	41.57	29.38	19.89	22.49
21	41.21	39.95	58.61	45.85	52.62	59.55	44.02	39.05	35.11
22	59.17	58.90	71.62	59.98	65.96	75.40	59.96	62.77	51.81
23	76.17	77.89	83.77	74.73	79.44	87.23	75.97	84.40	70.06
24	86.78	88.90	90.59	86.06	87.61	93.58	86.07	94.35	81.75
25	94.15	95.92	96.04	93.47	94.06	97.99	94.18	98.38	92.07
26	97.53	98.33	98.40	97.08	97.13	99.17	97.01	99.44	96.17
27	99.10	99.46	99.41	99.19	98.95	99.71	99.17	99.87	98.72
28	99.79	99.82	99.90	99.85	99.68	99.91	99.77	100.00	99.72
29	99.96	99.91	100.00	99.96	99.86	100.00	99.97	100.00	99.92
30	100.00	100.00	100.00	100.00	100.00	100.00	100.00	100.00	100.00
31	100.00	100.00	100.00	100.00	100.00	100.00	100.00	100.00	100.00
32	100.00	100.00	100.00	100.00	100.00	100.00	100.00	100.00	100.00



VT003069 UPPT 2004 SEED COUNT/POUND TABLE

LOCATION 10

ELK	450
MEDIUM	736
NUMBER 1	1026
SPLITS	1050

LOCATION 20

ELK	436
MEDIUM	699
NUMBER 1	943
SPLITS	999

LOCATION 30

ELK	486
MEDIUM	759
NUMBER 1	1191
SPLITS	1019

LOCATION 40

ELK	443
MEDIUM	722
NUMBER 1	1080
SPLITS	969

LOCATION 50

ELK	459
MEDIUM	742
NUMBER 1	1140
SPLITS	1145

LOCATION 61

ELK	478
MEDIUM	701
NUMBER 1	1045
SPLITS	1031

LOCATION 62

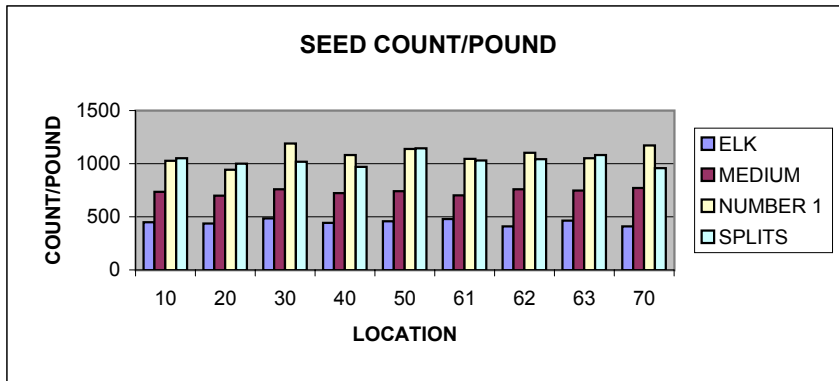
ELK	408
MEDIUM	759
NUMBER 1	1104
SPLITS	1043

LOCATION 63

ELK	463
MEDIUM	746
NUMBER 1	1050
SPLITS	1080

LOCATION 70

ELK	409
MEDIUM	771
NUMBER 1	1172
SPLITS	959



VT003069 UPPT 2004 GAC 2000 SEED MOISTURE CONTENT TABLE

LOCATION 10

ELK	6.5
MEDIUM	6.5
NUMBER 1	NA
SPLITS	6.3

LOCATION 20

ELK	7.6
MEDIUM	7.8
NUMBER 1	NA
SPLITS	7.3

LOCATION 30

ELK	7.5
MEDIUM	7.9
NUMBER 1	8.3
SPLITS	7.4

LOCATION 40

ELK	7.2
MEDIUM	7.6
NUMBER 1	7.9
SPLITS	7.3

LOCATION 50

ELK	6.8
MEDIUM	7.3
NUMBER 1	7.6
SPLITS	6.8

LOCATION 61

ELK	7.0
MEDIUM	7.3
NUMBER 1	7.6
SPLITS	6.8

LOCATION 62

ELK	8.1
MEDIUM	8.5
NUMBER 1	8.8
SPLITS	8.1

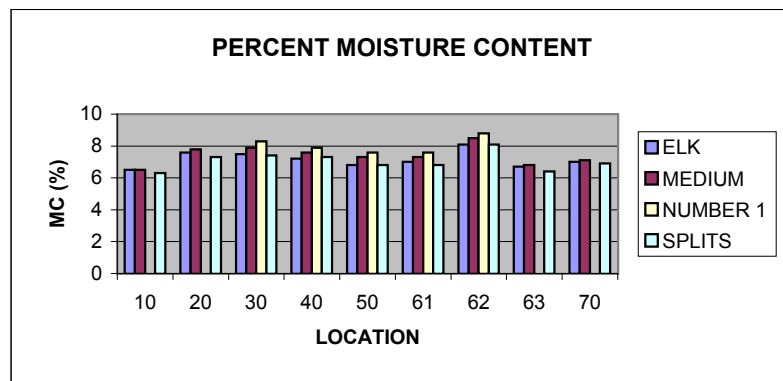
LOCATION 63

ELK	6.7
MEDIUM	6.8
NUMBER 1	NA
SPLITS	6.4

LOCATION 70

ELK	7.0
MEDIUM	7.1
NUMBER 1	NA
SPLITS	6.9

NA INDICATES THAT THERE WAS NOT ENOUGH MATERIAL FOR THE GAC 2000 MOISTURE METER TO READ



LOCATION 10 UPPT 2004 SHELLING DATA

VARIETY: VT003069 DATE: NOV. 16, 2004

STAGE	GRATE		WEIGHT	TIME
1st	31	initial	4546.0	223 sec.
		grams shelled / min	1051.6	
2nd	28	unshelled	637.6	54 sec.
		grams shelled / min	408.7	
3rd	25	unshelled	269.8	39 sec.
		grams shelled / min	268.3	
4th	22	unshelled	95.4	26 sec.
		grams shelled / min	201.7	
5th	19	unshelled	8.0	3 sec.
		grams shelled / min	136.0	
6th		unshelled		
		grams shelled / min		
		Final grams unshelled	1.2	
		Total grams shelled	4546.0	5.75 min.
		Total grams shelled / min	790.6	
		HULLS	967.0	

LOCATION 20 UPPT 2004 SHELLING DATA

VARIETY: VT003069 DATE: NOV. 26, 2004

GRATE		WEIGHT	TIME	
30	initial	6289.1	168 sec.	
	grams shelled / min	2078.5		
27	unshelled	469.4	49 sec.	
	grams shelled / min	377.6		
24	unshelled	161.0	32 sec.	
	grams shelled / min	244.5		
21	unshelled	30.6	9 sec.	
	grams shelled / min	188.0		
		unshelled		
		grams shelled / min		
		unshelled		
		grams shelled / min		
		Final grams unshelled	2.4	
		Total grams shelled	6289.1	4.30 min.
		Total grams shelled / min	1462.6	
		HULLS	1430.0	

LOCATION 30 UPPT 2004 SHELLING DATA

VARIETY: VT003069 DATE: OCT. 2, 2004

STAGE	GRATE		WEIGHT	TIME
1st	30	initial	6326.8	194 sec.
		grams shelled / min	1622.5	
2nd	27	unshelled	1080.7	90 sec.
		grams shelled / min	310.0	
3rd	24	unshelled	615.7	124 sec.
		grams shelled / min	151.5	
4th	21	unshelled	302.7	134 sec.
		grams shelled / min	91.4	
5th	18	unshelled	98.6	67 sec.
		grams shelled / min	72.8	
6th		unshelled		
		grams shelled / min		
		Final grams unshelled	17.3	
		Total grams shelled	6326.8	10.15 min.
		Total grams shelled / min	623.3	
		HULLS	1768.5	

LOCATION 40 UPPT 2004 SHELLING DATA

VARIETY: VT003069 DATE: OCT. 30, 2004

GRATE		WEIGHT	TIME	
30	initial	6413.3	150 sec.	
	grams shelled / min	2321.9		
27	unshelled	608.6	54 sec.	
	grams shelled / min	314.2		
24	unshelled	325.8	60 sec.	
	grams shelled / min	186.0		
21	unshelled	139.8	47 sec.	
	grams shelled / min	137.1		
18	unshelled	32.4	20 sec.	
	grams shelled / min	90.9		
		unshelled		
		grams shelled / min		
		Final grams unshelled	2.1	
		Total grams shelled	6413.3	5.52 min.
		Total grams shelled / min	1162.5	
		HULLS	1717.9	

LOCATION 50 UPPT 2004 SHELLING DATA

VARIETY: VT003069 DATE: NOV. 06, 2004

STAGE	GRATE		WEIGHT	TIME
1st	32	initial	5209.2	130 sec.
		grams shelled / min	1803.1	
2nd	29	unshelled	1302.4	55 sec.
		grams shelled / min	476.0	
3rd	26	unshelled	866.1	76 sec.
		grams shelled / min	279.2	
4th	23	unshelled	512.5	106 sec.
		grams shelled / min	168.3	
5th	20	unshelled	215.2	59 sec.
		grams shelled / min	136.9	
6th	17	unshelled	80.6	46 sec.
		grams shelled / min	94.4	
		Final grams unshelled	8.2	
		Total grams shelled	5209.2	7.87 min.
		Total grams shelled / min	662.2	
		HULLS	1439.6	

LOCATION 61 UPPT 2004 SHELLING DATA

VARIETY: VT003069 DATE: DEC. 18, 2004

GRATE		WEIGHT	TIME	
30	initial	6890.0	208 sec.	
	grams shelled / min	1748.8		
27	unshelled	827.5	75 sec.	
	grams shelled / min	431.5		
24	unshelled	288.1	60 sec.	
	grams shelled / min	218.0		
21	unshelled	70.1	22 sec.	
	grams shelled / min	168.8		
18	unshelled	8.2	3 sec.	
	grams shelled / min	164.0		
		unshelled		
		grams shelled / min		
		Final grams unshelled	0.0	
		Total grams shelled	6890.0	6.13 min.
		Total grams shelled / min	1123.4	
		HULLS	1429.7	

LOCATION 62 UPPT 2004 SHELLING DATA

VARIETY: VT003069 DATE: JAN. 09, 2005

STAGE	GRATE		WEIGHT	TIME
1st	32	initial	6562.4	217 sec.
		grams shelled / min	1337.5	
2nd	29	unshelled	1725.1	88 sec.
		grams shelled / min	448.6	
3rd	26	unshelled	1067.1	155 sec.
		grams shelled / min	211.2	
4th	23	unshelled	521.4	146 sec.
		grams shelled / min	142.6	
5th	20	unshelled	174.5	50 sec.
		grams shelled / min	160.0	
6th	17	unshelled	41.2	21 sec.
		grams shelled / min	117.7	
		Final grams unshelled	0.0	
		Total grams shelled	6562.4	11.28 min.
		Total grams shelled / min	581.6	
		HULLS	1314.7	

LOCATION 63 UPPT 2004 SHELLING DATA

VARIETY: VT003069 DATE: JAN.20, 2005

GRATE		WEIGHT	TIME	
30	initial	6502.8	186 sec.	
	grams shelled / min	1806.8		
27	unshelled	901.8	71 sec.	
	grams shelled / min	517.0		
24	unshelled	290.0	43 sec.	
	grams shelled / min	334.6		
21	unshelled	50.2	10 sec.	
	grams shelled / min	274.8		
		unshelled		
		grams shelled / min		
		unshelled		
		grams shelled / min		
		Final grams unshelled	4.4	
		Total grams shelled	6502.8	5.17 min.
		Total grams shelled / min	1258.6	
		HULLS	1504.4	

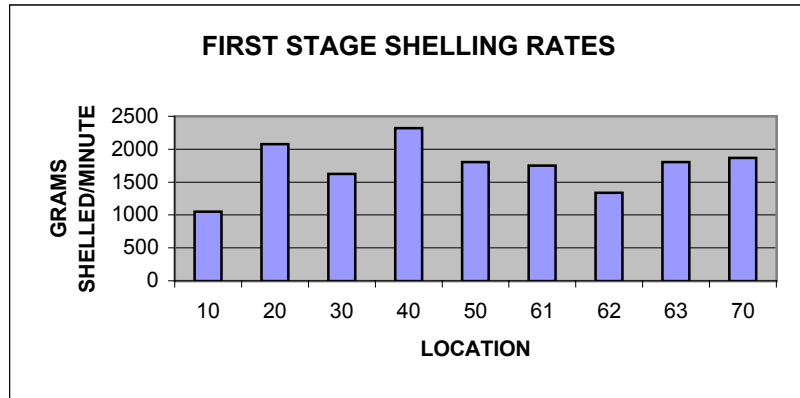
LOCATION 70 UPPT 2004 SHELLING DATA

VARIETY: VT003069 DATE: DEC. 29, 2004

STAGE	GRATE		WEIGHT	TIME
1st	32	initial	6743.6	147 sec.
		grams shelled / min	1867.8	
2nd	29	unshelled	2167.6	66 sec.
		grams shelled / min	856.2	
3rd	26	unshelled	1225.8	93 sec.
		grams shelled / min	463.7	
4th	23	unshelled	507.0	92 sec.
		grams shelled / min	269.7	
5th	20	unshelled	93.4	19 sec.
		grams shelled / min	264.9	
6th	17	unshelled	9.5	4 sec.
		grams shelled / min	142.5	
		Final grams unshelled	0.0	
		Total grams shelled	6743.6	7.02 min.
		Total grams shelled / min	961.1	
		HULLS	1425.6	

VT003069 UPPT 2004 FIRST STAGE SHELLING RATES

<u>LOCATION</u>	<u>GRAMS SHELLED / MINUTE</u>
10	1051.6
20	2078.5
30	1622.5
40	2321.9
50	1803.1
61	1748.8
62	1337.5
63	1806.8
70	1867.8



CRSP08 UPPT 2004 POD BULK DENSITY TABLE

LOCATION 10

BULK	Kg	cm	Kg/m ³
DENSITY	4.15	15.73	284.32

LOCATION 30

BULK	Kg	cm	Kg/m ³
DENSITY	6.20	22.40	297.74

LOCATION 50

BULK	Kg	cm	Kg/m ³
DENSITY	5.28	18.25	311.46

LOCATION 62

BULK	Kg	cm	Kg/m ³
DENSITY	6.93	26.28	283.98

LOCATION 70

BULK	Kg	cm	Kg/m ³
DENSITY	6.90	22.63	328.42

LOCATION 20

BULK	Kg	cm	Kg/m ³
DENSITY	6.40	23.70	290.73

LOCATION 40

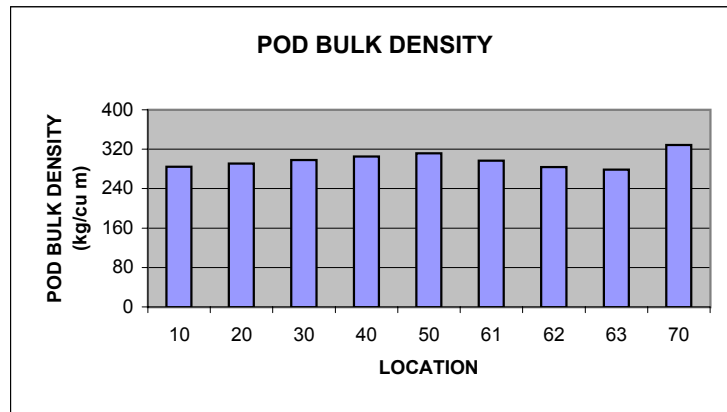
BULK	Kg	cm	Kg/m ³
DENSITY	6.18	21.80	305.05

LOCATION 61

BULK	Kg	cm	Kg/m ³
DENSITY	6.71	24.35	296.78

LOCATION 63

BULK	Kg	cm	Kg/m ³
DENSITY	6.90	26.65	278.56



CRSP08 UPPT 2004 COMMERCIAL GRADE SIZE WEIGHT PERCENT TABLE

LOCATION 10

JUMBO	53.86
MEDIUM	19.48
NUMBER 1	3.51
- 16	4.19
SPLITS	18.96

LOCATION 20

JUMBO	58.49
MEDIUM	23.89
NUMBER 1	4.00
- 16	5.08
SPLITS	8.53

LOCATION 30

JUMBO	61.58
MEDIUM	19.07
NUMBER 1	3.89
- 16	4.16
SPLITS	11.31

LOCATION 40

JUMBO	61.51
MEDIUM	17.58
NUMBER 1	3.54
- 16	3.78
SPLITS	13.59

LOCATION 50

JUMBO	63.23
MEDIUM	15.86
NUMBER 1	3.68
- 16	4.28
SPLITS	12.95

LOCATION 61

JUMBO	64.52
MEDIUM	18.04
NUMBER 1	3.69
- 16	3.67
SPLITS	10.08

LOCATION 62

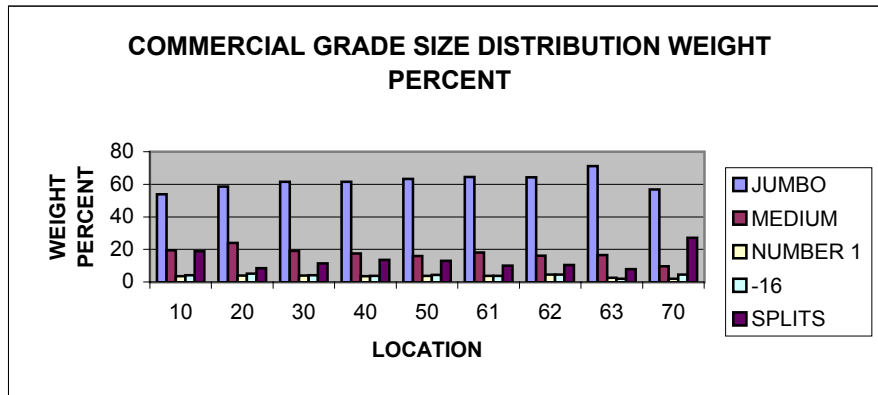
JUMBO	64.33
MEDIUM	16.21
NUMBER 1	4.55
- 16	4.43
SPLITS	10.48

LOCATION 63

JUMBO	71.18
MEDIUM	16.42
NUMBER 1	2.64
- 16	1.97
SPLITS	7.79

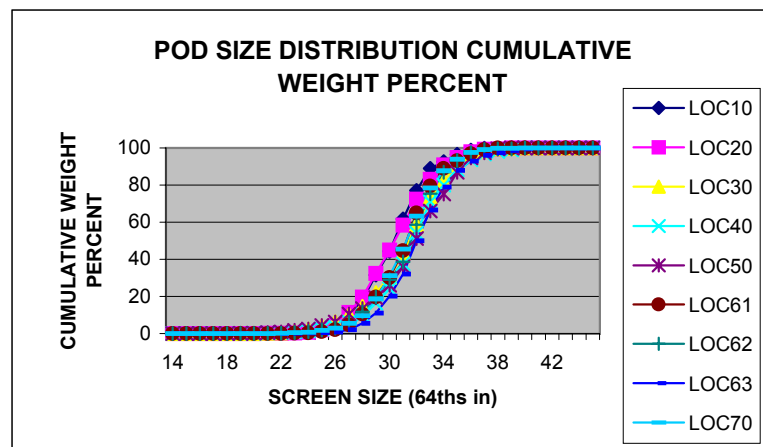
LOCATION 70

JUMBO	56.72
MEDIUM	9.62
NUMBER 1	2.05
- 16	4.53
SPLITS	27.08



CRSP08 UPPT 2004 POD SIZE DISTRIBUTION CUMULATIVE WEIGHT PERCENT TABLE

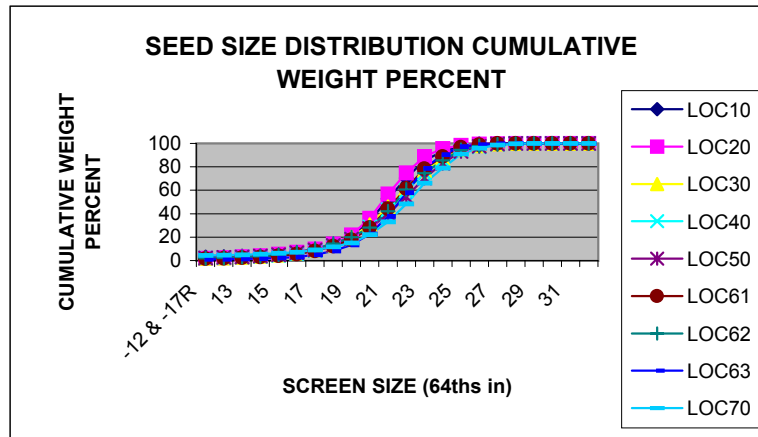
SCREEN SIZE	<u>LOCATION</u>								
	10	20	30	40	50	61	62	63	70
14	0.00	0.00	0.00	0.00	0.00	0.00	0.00	0.00	0.00
15	0.00	0.00	0.00	0.00	0.00	0.00	0.00	0.00	0.00
16	0.00	0.00	0.00	0.00	0.00	0.00	0.00	0.00	0.00
17	0.00	0.00	0.00	0.00	0.01	0.00	0.00	0.00	0.00
18	0.01	0.00	0.00	0.00	0.03	0.00	0.00	0.00	0.00
19	0.01	0.01	0.04	0.06	0.12	0.00	0.00	0.00	0.00
20	0.03	0.01	0.05	0.09	0.15	0.00	0.02	0.00	0.02
21	0.08	0.09	0.15	0.30	0.44	0.00	0.09	0.03	0.05
22	0.18	0.18	0.43	0.46	0.80	0.06	0.21	0.04	0.17
23	0.51	0.32	1.16	0.93	1.67	0.10	0.60	0.12	0.46
24	1.03	0.77	2.47	1.40	2.37	0.39	1.03	0.28	0.71
25	2.40	2.01	4.16	2.45	4.26	1.09	1.86	0.56	1.65
26	4.09	4.34	6.35	3.69	6.14	2.07	2.89	0.90	2.91
27	9.80	11.33	10.38	6.26	10.47	4.69	5.97	2.08	5.45
28	18.14	19.74	14.72	9.97	13.46	10.60	11.76	5.54	9.63
29	31.60	32.48	22.06	16.36	19.34	19.58	19.60	11.10	18.61
30	44.36	45.06	30.28	24.08	26.12	30.15	29.01	20.13	31.25
31	61.78	58.47	43.30	37.52	36.00	44.67	38.71	32.14	45.47
32	77.08	72.33	58.67	54.16	51.25	65.07	58.62	49.93	63.23
33	88.97	83.06	73.34	71.08	66.03	79.44	75.40	66.56	78.52
34	92.53	90.90	82.09	80.08	75.10	89.00	86.92	78.95	87.81
35	96.60	94.82	91.18	88.21	86.84	93.10	93.19	87.95	93.98
36	98.80	98.01	96.74	93.68	94.57	96.84	97.49	92.85	97.62
37	99.84	99.39	98.47	96.80	97.42	99.19	99.16	96.06	99.14
38	99.84	99.53	99.53	98.08	99.51	100.00	99.52	97.43	99.75
39	100.00	100.00	99.85	98.99	100.00	100.00	99.52	98.63	99.85
40	100.00	100.00	100.00	100.00	100.00	100.00	100.00	99.54	100.00
41	100.00	100.00	100.00	100.00	100.00	100.00	100.00	100.00	100.00
42	100.00	100.00	100.00	100.00	100.00	100.00	100.00	100.00	100.00
44	100.00	100.00	100.00	100.00	100.00	100.00	100.00	100.00	100.00
46	100.00	100.00	100.00	100.00	100.00	100.00	100.00	100.00	100.00
48	100.00	100.00	100.00	100.00	100.00	100.00	100.00	100.00	100.00



CRSP08 UPPT 2004 SEED SIZE DISTRIBUTION CUMULATIVE WEIGHT PERCENT TABLE

LOCATION

Screen Size	10	20	30	40	50	61	62	63	70
-12 & -17R	3.06	1.98	1.97	2.10	2.30	1.63	1.91	0.96	4.28
12	3.33	2.49	2.26	2.43	2.64	1.94	2.25	1.11	4.65
13	3.79	3.25	2.85	2.94	3.05	2.37	2.92	1.27	5.04
14	4.26	4.13	3.52	3.50	3.76	2.98	3.69	1.63	5.58
15	5.17	5.56	4.68	4.38	4.92	4.08	4.94	2.14	6.21
16	6.74	7.20	6.31	5.73	6.53	5.43	7.02	2.93	7.19
17	9.50	9.94	9.07	8.47	9.15	8.18	10.03	5.00	9.02
18	13.42	14.32	13.13	12.59	12.91	12.26	14.53	8.33	11.66
19	21.07	21.87	19.84	18.40	18.18	17.72	19.95	13.40	14.96
20	33.54	36.06	30.57	28.81	27.36	28.24	28.14	22.81	22.21
21	52.62	56.96	45.99	43.55	40.23	44.17	41.94	37.68	32.99
22	70.59	74.98	61.75	59.63	54.44	61.41	60.58	57.89	48.45
23	85.49	88.84	76.90	74.83	70.45	78.32	74.54	78.57	65.99
24	93.30	95.73	87.22	85.48	82.99	88.90	85.48	90.33	79.06
25	98.13	98.37	95.17	93.98	93.08	96.76	94.55	97.25	91.01
26	99.63	99.32	98.21	97.12	97.58	99.02	97.95	99.00	95.82
27	99.92	99.76	99.56	99.19	99.36	99.91	99.14	99.70	98.75
28	100.00	100.00	99.92	99.88	99.91	99.95	99.86	100.00	99.80
29	100.00	100.00	100.00	99.91	100.00	100.00	99.97	100.00	99.89
30	100.00	100.00	100.00	100.00	100.00	100.00	100.00	100.00	100.00
31	100.00	100.00	100.00	100.00	100.00	100.00	100.00	100.00	100.00
32	100.00	100.00	100.00	100.00	100.00	100.00	100.00	100.00	100.00



CRSP08 UPPT 2004 SEED COUNT/POUND TABLE

LOCATION 10

JUMBO	672
MEDIUM	866
NUMBER 1	1246
SPLITS	1570

LOCATION 20

JUMBO	605
MEDIUM	867
NUMBER 1	1236
SPLITS	1674

LOCATION 30

JUMBO	604
MEDIUM	864
NUMBER 1	1322
SPLITS	1418

LOCATION 40

JUMBO	611
MEDIUM	848
NUMBER 1	1250
SPLITS	1592

LOCATION 50

JUMBO	586
MEDIUM	840
NUMBER 1	1271
SPLITS	1580

LOCATION 61

JUMBO	593
MEDIUM	857
NUMBER 1	1311
SPLITS	1522

LOCATION 62

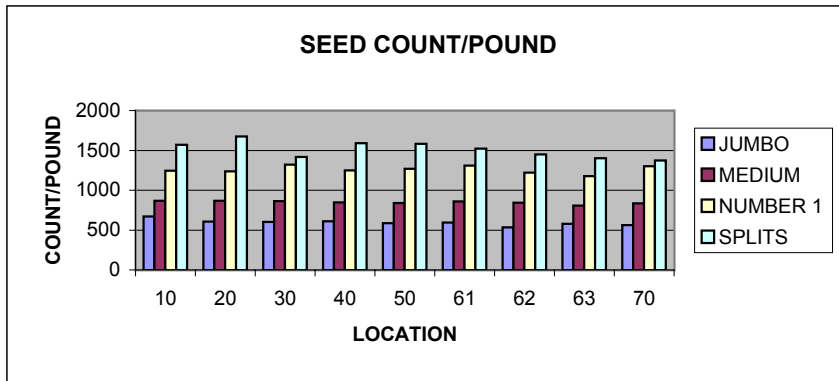
JUMBO	533
MEDIUM	842
NUMBER 1	1219
SPLITS	1449

LOCATION 63

JUMBO	576
MEDIUM	807
NUMBER 1	1175
SPLITS	1400

LOCATION 70

JUMBO	563
MEDIUM	835
NUMBER 1	1300
SPLITS	1375



CRSP08 UPPT 2004 GAC 2000 SEED MOISTURE CONTENT TABLE

LOCATION 10

JUMBO	5.5
MEDIUM	5.6
NUMBER 1	NA
SPLITS	5.4

LOCATION 20

JUMBO	6.9
MEDIUM	6.9
NUMBER 1	7.8
SPLITS	6.4

LOCATION 30

JUMBO	6.4
MEDIUM	6.8
NUMBER 1	7.2
SPLITS	6.3

LOCATION 40

JUMBO	6.1
MEDIUM	6.5
NUMBER 1	7.0
SPLITS	6.2

LOCATION 50

JUMBO	6.3
MEDIUM	6.6
NUMBER 1	7.0
SPLITS	6.2

LOCATION 61

JUMBO	6.3
MEDIUM	6.7
NUMBER 1	7.2
SPLITS	6.0

LOCATION 62

JUMBO	7.1
MEDIUM	7.5
NUMBER 1	8.2
SPLITS	7.0

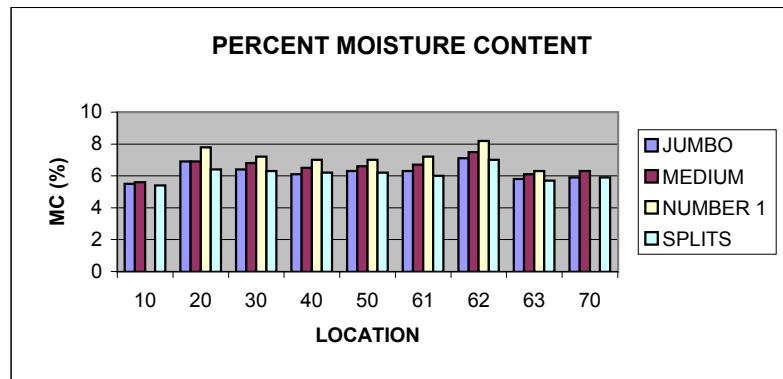
LOCATION 63

JUMBO	5.8
MEDIUM	6.1
NUMBER 1	6.3
SPLITS	5.7

LOCATION 70

JUMBO	5.9
MEDIUM	6.3
NUMBER 1	NA
SPLITS	5.9

NA INDICATES THAT THERE WAS NOT ENOUGH MATERIAL FOR THE GAC 2000 MOISTURE METER TO READ



LOCATION 10 UPPT 2004 SHELLING DATA

VARIETY: CRSP08 DATE: NOV. 16, 2004

STAGE	GRATE		WEIGHT	TIME
1st	30	initial	3946.4	96 sec.
		grams shelled / min	1641.2	
2nd	27	unshelled	1320.5	78 sec.
		grams shelled / min	690.6	
3rd	24	unshelled	422.7	63 sec.
		grams shelled / min	324.1	
4th	21	unshelled	82.4	18 sec.
		grams shelled / min	249.7	
5th	18	unshelled	7.5	4 sec.
		grams shelled / min	112.5	
6th		unshelled		
		grams shelled / min		
Final grams unshelled			0.0	
Total grams shelled			3946.4	4.32 min.
Total grams shelled / min			914.2	
HULLS			870.6	

LOCATION 20 UPPT 2004 SHELLING DATA

VARIETY: CRSP08 DATE: NOV. 24, 2004

GRATE		WEIGHT	TIME
30	initial	6252.2	122 sec.
	grams shelled / min	2246.1	
27	unshelled	1685.2	83 sec.
	grams shelled / min	825.4	
24	unshelled	543.4	80 sec.
	grams shelled / min	318.2	
21	unshelled	119.2	34 sec.
	grams shelled / min	196.6	
18	unshelled	7.8	5 sec.
	grams shelled / min	93.6	
unshelled			
grams shelled / min			
Final grams unshelled			0.0
Total grams shelled			6252.2 5.40 min.
Total grams shelled / min			1157.8
HULLS			1477.7

LOCATION 30 UPPT 2004 SHELLING DATA

VARIETY: CRSP08 DATE: OCT. 1, 2004

STAGE	GRATE		WEIGHT	TIME
1st	30	initial	6044.8	138 sec.
		grams shelled / min	1953.5	
2nd	27	unshelled	1551.8	102 sec.
		grams shelled / min	572.2	
3rd	24	unshelled	579.1	120 sec.
		grams shelled / min	194.1	
4th	21	unshelled	191.0	83 sec.
		grams shelled / min	113.6	
5th	18	unshelled	33.8	38 sec.
		grams shelled / min	52.1	
6th		unshelled		
		grams shelled / min		
Final grams unshelled			0.8	
Total grams shelled			6044.8	8.02 min.
Total grams shelled / min			754.0	
HULLS			1438.6	

LOCATION 40 UPPT 2004 SHELLING DATA

VARIETY: CRSP08 DATE: OCT. 29, 2004

GRATE		WEIGHT	TIME
31	initial	5979.1	160 sec.
	grams shelled / min	1700.2	
28	unshelled	1445.3	69 sec.
	grams shelled / min	858.3	
25	unshelled	458.2	57 sec.
	grams shelled / min	284.3	
22	unshelled	188.1	62 sec.
	grams shelled / min	138.8	
19	unshelled	44.7	22 sec.
	grams shelled / min	106.6	
16	unshelled	5.6	5 sec.
	grams shelled / min	67.2	
Final grams unshelled			0.0
Total grams shelled			5979.1 6.25 min.
Total grams shelled / min			956.7
HULLS			1442.7

LOCATION 50 UPPT 2004 SHELLING DATA

VARIETY: CRSP08 DATE: NOV. 05, 2004

STAGE	GRATE		WEIGHT	TIME
1st	30	initial	5086.1	129 sec.
		grams shelled / min	1781.0	
2nd	27	unshelled	1256.9	94 sec.
		grams shelled / min	474.8	
3rd	24	unshelled	513.0	95 sec.
		grams shelled / min	212.9	
4th	21	unshelled	175.9	52 sec.
		grams shelled / min	157.8	
5th	18	unshelled	39.1	33 sec.
		grams shelled / min	60.0	
6th		unshelled		
		grams shelled / min		
Final grams unshelled			6.1	
Total grams shelled			5086.1	6.72 min.
Total grams shelled / min			757.2	
HULLS			1230.8	

LOCATION 61 UPPT 2004 SHELLING DATA

VARIETY: CRSP08 DATE: DEC. 17, 2004

GRATE		WEIGHT	TIME
29	initial	6483.7	173 sec.
	grams shelled / min	1780.7	
26	unshelled	1349.4	147 sec.
	grams shelled / min	431.8	
23	unshelled	291.4	87 sec.
	grams shelled / min	180.1	
20	unshelled	30.3	15 sec.
	grams shelled / min	100.4	
unshelled			
grams shelled / min			
Final grams unshelled			5.2
Total grams shelled			6483.7 7.03 min.
Total grams shelled / min			921.9
HULLS			1366.8

LOCATION 62 UPPT 2004 SHELLING DATA

VARIETY: CRSP08 DATE: JAN. 07, 2005

STAGE	GRATE		WEIGHT	TIME
1st	32	initial	6738.0	172 sec.
		grams shelled / min	1381.5	
2nd	29	unshelled	2777.7	121 sec.
		grams shelled / min	613.8	
3rd	26	unshelled	1539.8	144 sec.
		grams shelled / min	250.8	
4th	23	unshelled	937.9	407 sec.
		grams shelled / min	119.2	
5th	20	unshelled	129.2	80 sec.
		grams shelled / min	77.3	
6th	17	unshelled	26.2	31 sec.
		grams shelled / min	50.7	
Final grams unshelled			0.0	
Total grams shelled			6738.0	15.92 min.
Total grams shelled / min			423.3	
HULLS			1482.5	

LOCATION 63 UPPT 2004 SHELLING DATA

VARIETY: CRSP08 DATE: JAN.20, 2005

GRATE		WEIGHT	TIME
29	initial	6718.6	203 sec.
	grams shelled / min	1679.5	
26	unshelled	1036.2	131 sec.
	grams shelled / min	411.0	
23	unshelled	138.8	20 sec.
	grams shelled / min	391.2	
20	unshelled	8.4	4 sec.
	grams shelled / min	126.0	
unshelled			
grams shelled / min			
unshelled			
grams shelled / min			
Final grams unshelled			0.0
Total grams shelled			6718.6 5.97 min.
Total grams shelled / min			1126.0
HULLS			1532.9

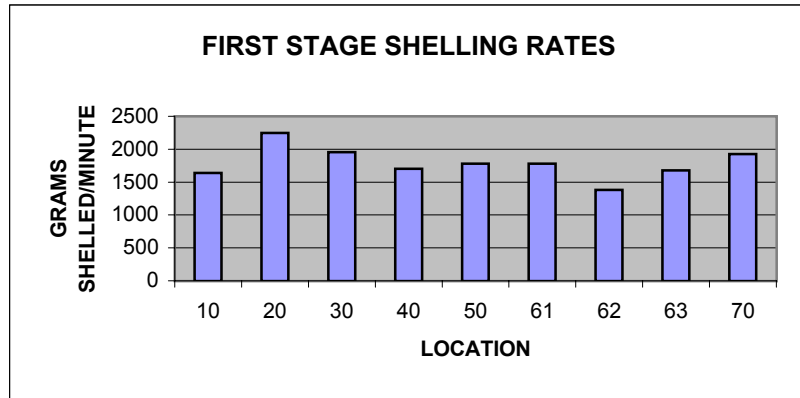
LOCATION 70 UPPT 2004 SHELLING DATA

VARIETY: CRSP08 DATE: DEC. 28, 2004

STAGE	GRATE		WEIGHT	TIME
1st	32	initial	6706.3	122 sec.
		grams shelled / min	1923.8	
2nd	29	unshelled	2794.5	84 sec.
		grams shelled / min	1163.6	
3rd	26	unshelled	1165.5	74 sec.
		grams shelled / min	489.1	
4th	23	unshelled	562.3	115 sec.
		grams shelled / min	267.5	
5th	20	unshelled	49.6	14 sec.
		grams shelled / min	165.9	
6th	17	unshelled	10.9	4 sec.
		grams shelled / min	163.5	
Final grams unshelled			0.0	
Total grams shelled			6706.3	6.88 min.
Total grams shelled / min			974.3	
HULLS			1489.5	

CRSP08 UPPT 2004 FIRST STAGE SHELLING RATES

<u>LOCATION</u>	<u>GRAMS SHELLED / MINUTE</u>
10	1641.2
20	2246.1
30	1953.5
40	1700.2
50	1781.0
61	1780.7
62	1381.5
63	1679.5
70	1923.8



CRSP14 UPPT 2004 POD BULK DENSITY TABLE

LOCATION 10

BULK	Kg	cm	Kg/m ³
DENSITY	4.70	17.53	288.92

LOCATION 30

BULK	Kg	cm	Kg/m ³
DENSITY	6.25	21.95	306.39

LOCATION 50

BULK	Kg	cm	Kg/m ³
DENSITY	5.30	18.60	306.53

LOCATION 62

BULK	Kg	cm	Kg/m ³
DENSITY	6.70	24.88	289.88

LOCATION 70

BULK	Kg	cm	Kg/m ³
DENSITY	6.72	21.80	331.79

LOCATION 20

BULK	Kg	cm	Kg/m ³
DENSITY	6.83	24.85	295.67

LOCATION 40

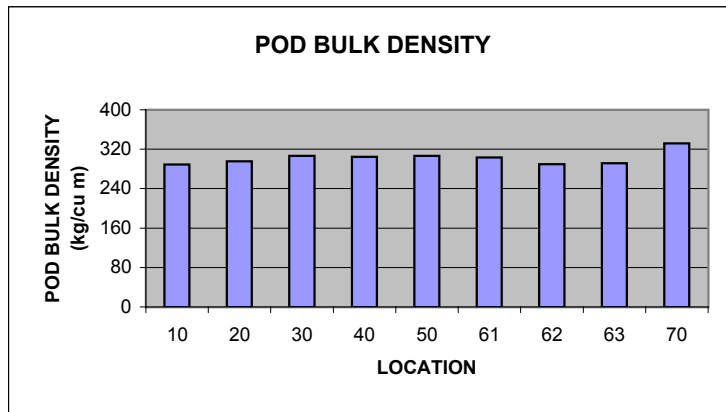
BULK	Kg	cm	Kg/m ³
DENSITY	6.45	22.80	304.36

LOCATION 61

BULK	Kg	cm	Kg/m ³
DENSITY	7.19	25.50	303.51

LOCATION 63

BULK	Kg	cm	Kg/m ³
DENSITY	6.78	25.05	291.31



CRSP14 UPPT 2004 COMMERCIAL GRADE SIZE WEIGHT PERCENT TABLE

LOCATION 10

JUMBO	50.94
MEDIUM	22.99
NUMBER 1	3.74
- 16	4.30
SPLITS	18.03

LOCATION 20

JUMBO	61.64
MEDIUM	22.67
NUMBER 1	2.88
- 16	4.03
SPLITS	8.79

LOCATION 30

JUMBO	65.38
MEDIUM	16.41
NUMBER 1	3.59
- 16	3.65
SPLITS	10.97

LOCATION 40

JUMBO	52.18
MEDIUM	18.48
NUMBER 1	4.19
- 16	5.18
SPLITS	19.97

LOCATION 50

JUMBO	61.80
MEDIUM	16.78
NUMBER 1	4.06
- 16	4.47
SPLITS	12.89

LOCATION 61

JUMBO	66.21
MEDIUM	16.22
NUMBER 1	3.10
- 16	3.46
SPLITS	11.02

LOCATION 62

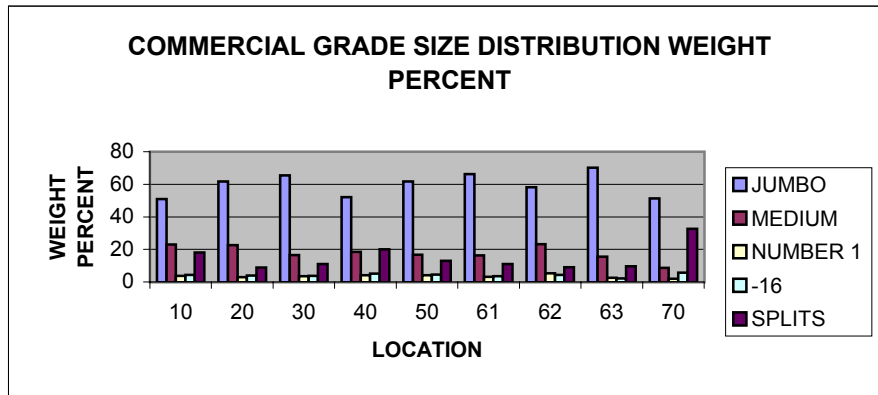
JUMBO	58.20
MEDIUM	23.17
NUMBER 1	5.24
- 16	4.38
SPLITS	9.00

LOCATION 63

JUMBO	70.19
MEDIUM	15.45
NUMBER 1	2.47
- 16	2.19
SPLITS	9.70

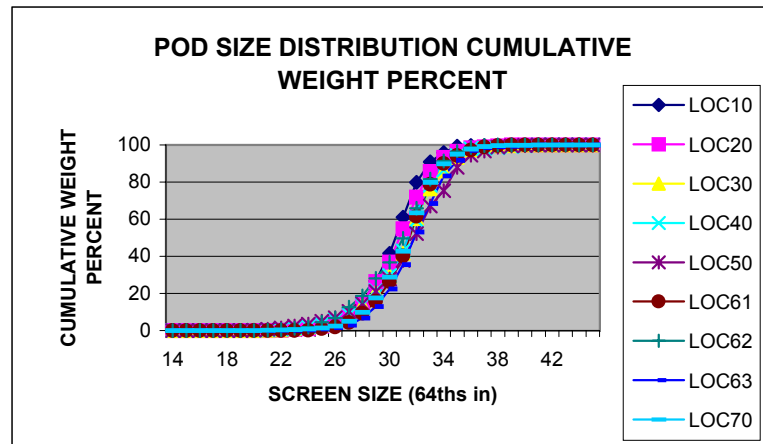
LOCATION 70

JUMBO	51.22
MEDIUM	8.59
NUMBER 1	1.94
- 16	5.70
SPLITS	32.54



CRSP14 UPPT 2004 POD SIZE DISTRIBUTION CUMULATIVE WEIGHT PERCENT TABLE

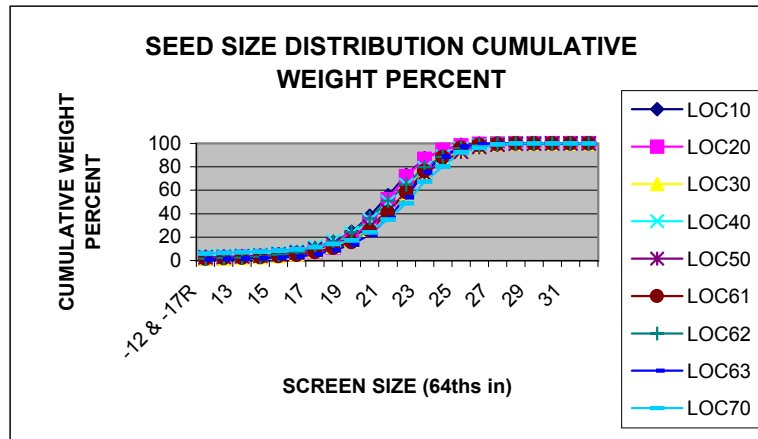
SCREEN SIZE	<u>LOCATION</u>								
	10	20	30	40	50	61	62	63	70
14	0.00	0.00	0.00	0.00	0.00	0.00	0.00	0.00	0.00
15	0.00	0.00	0.00	0.00	0.00	0.00	0.00	0.00	0.00
16	0.00	0.00	0.00	0.00	0.00	0.00	0.00	0.00	0.00
17	0.00	0.00	0.02	0.00	0.00	0.00	0.00	0.00	0.00
18	0.00	0.00	0.02	0.01	0.00	0.00	0.00	0.00	0.00
19	0.00	0.00	0.02	0.01	0.06	0.00	0.04	0.00	0.00
20	0.02	0.00	0.04	0.10	0.20	0.00	0.05	0.00	0.00
21	0.05	0.00	0.14	0.32	0.61	0.01	0.09	0.00	0.10
22	0.11	0.15	0.42	0.63	1.46	0.03	0.45	0.10	0.28
23	0.40	0.63	1.12	1.40	2.37	0.08	1.14	0.19	0.53
24	0.82	1.07	1.90	2.01	3.48	0.25	1.96	0.43	0.89
25	1.76	2.37	2.91	3.48	4.99	0.96	4.43	0.95	1.43
26	3.08	4.46	4.49	5.88	6.88	1.98	6.77	1.48	2.35
27	7.18	8.27	8.33	8.60	10.31	4.36	12.63	2.96	5.07
28	14.81	15.02	13.96	13.83	14.49	9.28	18.60	6.71	9.82
29	26.77	26.30	20.72	21.57	21.07	15.86	28.11	12.92	17.65
30	41.58	36.88	29.33	29.68	27.69	26.33	36.72	22.40	28.84
31	60.99	54.91	41.48	42.99	37.83	40.25	49.64	35.59	42.72
32	79.90	71.95	60.40	59.47	52.25	61.53	65.88	53.08	63.49
33	90.80	85.65	76.34	78.20	67.00	78.83	81.63	68.41	79.81
34	95.93	93.28	86.07	86.39	75.41	90.02	91.37	83.34	89.77
35	99.24	96.61	93.23	94.30	87.95	94.28	96.29	91.80	94.91
36	99.61	98.49	97.42	97.86	94.48	97.29	98.61	97.05	97.82
37	99.69	98.97	98.87	98.34	96.79	99.03	99.62	98.62	99.12
38	99.82	99.46	99.57	98.53	98.86	99.68	100.00	99.22	99.61
39	100.00	100.00	99.71	99.22	99.45	100.00	100.00	99.36	99.80
40	100.00	100.00	100.00	99.55	99.59	100.00	100.00	99.70	99.80
41	100.00	100.00	100.00	100.00	100.00	100.00	100.00	100.00	100.00
42	100.00	100.00	100.00	100.00	100.00	100.00	100.00	100.00	100.00
44	100.00	100.00	100.00	100.00	100.00	100.00	100.00	100.00	100.00
46	100.00	100.00	100.00	100.00	100.00	100.00	100.00	100.00	100.00
48	100.00	100.00	100.00	100.00	100.00	100.00	100.00	100.00	100.00



CRSP14 UPPT 2004 SEED SIZE DISTRIBUTION CUMULATIVE WEIGHT PERCENT TABLE

LOCATION

Screen Size	10	20	30	40	50	61	62	63	70
-12 & -17R	2.98	1.84	1.78	3.75	2.68	1.73	1.73	1.21	6.13
12	3.26	2.32	2.04	4.13	3.00	2.06	2.06	1.33	6.53
13	3.67	2.98	2.42	4.65	3.58	2.50	2.53	1.56	7.03
14	4.21	3.65	3.11	5.30	4.13	3.06	3.39	1.86	7.76
15	5.24	4.41	4.10	6.48	5.13	3.89	4.82	2.42	8.46
16	6.61	5.61	5.59	8.33	6.94	5.03	6.99	3.39	9.60
17	9.81	7.57	8.13	11.72	9.79	7.36	10.58	5.15	11.34
18	15.25	11.38	11.91	16.62	13.93	10.94	16.10	8.78	14.11
19	24.23	18.98	17.15	23.31	19.35	15.91	24.41	13.73	17.22
20	37.85	32.42	26.57	34.80	29.06	25.59	36.04	22.27	24.07
21	55.50	52.17	41.23	50.01	42.70	40.85	51.06	36.47	34.93
22	72.98	71.84	57.65	64.61	58.49	58.38	65.04	53.97	48.89
23	87.26	86.54	73.98	78.85	73.96	76.48	79.65	75.34	67.37
24	94.37	94.21	85.62	88.72	84.62	88.12	88.49	88.72	80.23
25	98.70	98.17	94.57	95.44	92.87	96.12	95.86	97.25	92.22
26	99.66	99.32	98.07	98.10	96.87	98.51	98.38	99.23	96.54
27	100.00	99.86	99.49	99.39	98.96	99.51	99.64	99.85	99.24
28	100.00	99.97	99.91	100.00	99.79	99.97	99.97	100.00	100.00
29	100.00	100.00	99.97	100.00	99.83	100.00	100.00	100.00	100.00
30	100.00	100.00	100.00	100.00	100.00	100.00	100.00	100.00	100.00
31	100.00	100.00	100.00	100.00	100.00	100.00	100.00	100.00	100.00
32	100.00	100.00	100.00	100.00	100.00	100.00	100.00	100.00	100.00



CRSP14 UPPT 2004 SEED COUNT/POUND TABLE

LOCATION 10

JUMBO	642
MEDIUM	888
NUMBER 1	1246
SPLITS	1674

LOCATION 20

JUMBO	627
MEDIUM	840
NUMBER 1	1233
SPLITS	1609

LOCATION 30

JUMBO	620
MEDIUM	869
NUMBER 1	1271
SPLITS	1649

LOCATION 40

JUMBO	621
MEDIUM	840
NUMBER 1	1223
SPLITS	1693

LOCATION 50

JUMBO	593
MEDIUM	842
NUMBER 1	1334
SPLITS	1779

LOCATION 61

JUMBO	630
MEDIUM	848
NUMBER 1	1216
SPLITS	1575

LOCATION 62

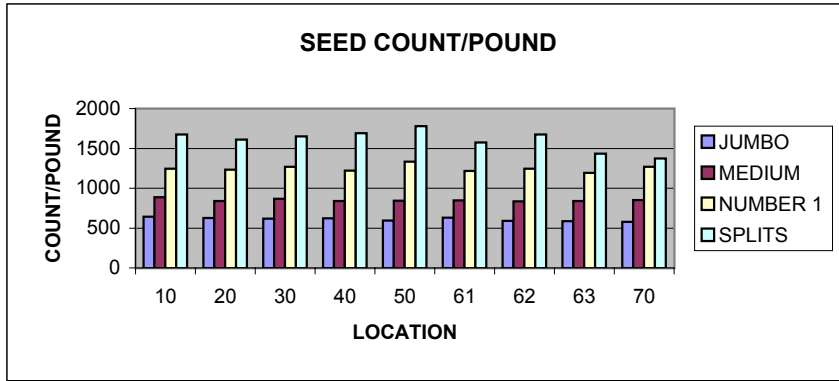
JUMBO	589
MEDIUM	837
NUMBER 1	1246
SPLITS	1674

LOCATION 63

JUMBO	585
MEDIUM	838
NUMBER 1	1194
SPLITS	1435

LOCATION 70

JUMBO	579
MEDIUM	851
NUMBER 1	1271
SPLITS	1375



CRSP14 UPPT 2004 GAC 2000 SEED MOISTURE CONTENT TABLE

LOCATION 10

JUMBO	5.6
MEDIUM	5.6
NUMBER 1	5.9
SPLITS	5.5

LOCATION 20

JUMBO	6.6
MEDIUM	6.8
NUMBER 1	7.6
SPLITS	6.6

LOCATION 30

JUMBO	6.6
MEDIUM	6.7
NUMBER 1	7.2
SPLITS	6.3

LOCATION 40

JUMBO	6.2
MEDIUM	6.3
NUMBER 1	6.8
SPLITS	6.0

LOCATION 50

JUMBO	6.7
MEDIUM	6.6
NUMBER 1	7.0
SPLITS	6.5

LOCATION 61

JUMBO	6.7
MEDIUM	6.8
NUMBER 1	7.2
SPLITS	6.1

LOCATION 62

JUMBO	6.8
MEDIUM	7.4
NUMBER 1	7.9
SPLITS	6.8

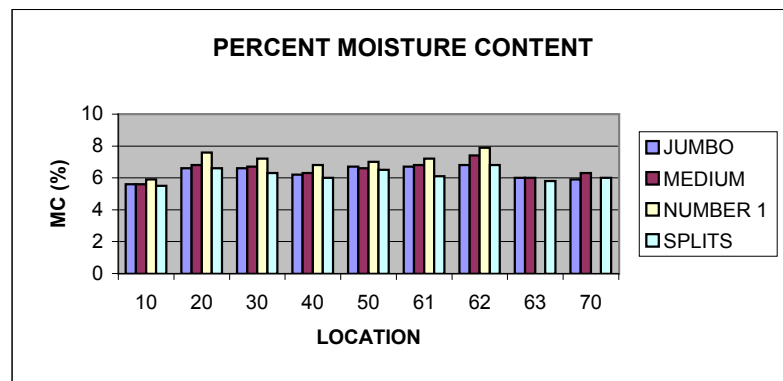
LOCATION 63

JUMBO	6.0
MEDIUM	6.0
NUMBER 1	NA
SPLITS	5.8

LOCATION 70

JUMBO	5.9
MEDIUM	6.3
NUMBER 1	NA
SPLITS	6.0

NA INDICATES THAT THERE WAS NOT ENOUGH MATERIAL FOR THE GAC 2000 MOISTURE METER TO READ



LOCATION 10 UPPT 2004 SHELLING DATA

VARIETY: CRSP14 DATE: NOV. 16, 2004

STAGE	GRATE		WEIGHT	TIME
1st	29	initial	4506.4	128 sec.
		grams shelled / min	1587.0	
2nd	26	unshelled	1120.9	118 sec.
		grams shelled / min	459.9	
3rd	23	unshelled	216.5	47 sec.
		grams shelled / min	253.5	
4th	20	unshelled	17.9	8 sec.
		grams shelled / min	111.8	
5th		unshelled		
		grams shelled / min		
6th		unshelled		
		grams shelled / min		
Final grams unshelled			3.0	
Total grams shelled			4506.4	5.02 min.
Total grams shelled / min			898.3	
HULLS			1003.9	

LOCATION 20 UPPT 2004 SHELLING DATA

VARIETY: CRSP14 DATE: NOV. 26, 2004

GRATE		WEIGHT	TIME
30	initial	6645.2	131 sec.
	grams shelled / min	2322.2	
27	unshelled	1575.0	80 sec.
	grams shelled / min	826.7	
24	unshelled	472.7	82 sec.
	grams shelled / min	285.7	
21	unshelled	82.3	29 sec.
	grams shelled / min	152.7	
18	unshelled	8.5	4 sec.
	grams shelled / min	127.5	
unshelled			
grams shelled / min			
Final grams unshelled			0.0
Total grams shelled			6645.2 5.43 min.
Total grams shelled / min			1223.0
HULLS			1553.1

LOCATION 30 UPPT 2004 SHELLING DATA

VARIETY: CRSP14 DATE: OCT. 1, 2004

STAGE	GRATE		WEIGHT	TIME
1st	32	initial	6108.3	125 sec.
		grams shelled / min	1946.8	
2nd	29	unshelled	2052.4	75 sec.
		grams shelled / min	863.7	
3rd	26	unshelled	972.8	129 sec.
		grams shelled / min	306.7	
4th	23	unshelled	313.3	103 sec.
		grams shelled / min	134.2	
5th	20	unshelled	82.9	40 sec.
		grams shelled / min	93.3	
6th	17	unshelled	20.7	24 sec.
		grams shelled / min	51.8	
Final grams unshelled			0.0	
Total grams shelled			6108.3	8.27 min.
Total grams shelled / min			738.9	
HULLS			1460.7	

LOCATION 40 UPPT 2004 SHELLING DATA

VARIETY: CRSP14 DATE: OCT. 29, 2004

GRATE		WEIGHT	TIME
30	initial	6254.0	123 sec.
	grams shelled / min	2484.6	
27	unshelled	1160.5	72 sec.
	grams shelled / min	626.8	
24	unshelled	408.4	73 sec.
	grams shelled / min	228.8	
21	unshelled	130.0	46 sec.
	grams shelled / min	137.0	
18	unshelled	25.0	18 sec.
	grams shelled / min	83.3	
unshelled			
grams shelled / min			
Final grams unshelled			0.0
Total grams shelled			6254.0 5.53 min.
Total grams shelled / min			1130.2
HULLS			1554.5

LOCATION 50 UPPT 2004 SHELLING DATA

VARIETY: CRSP14 DATE: NOV. 05, 2004

STAGE	GRATE		WEIGHT	TIME
1st	32	initial	5100.2	113 sec.
		grams shelled / min	1758.6	
2nd	29	unshelled	1788.2	70 sec.
		grams shelled / min	688.9	
3rd	26	unshelled	984.5	78 sec.
		grams shelled / min	310.4	
4th	23	unshelled	581.0	134 sec.
		grams shelled / min	194.0	
5th	20	unshelled	147.8	43 sec.
		grams shelled / min	153.9	
6th	17	unshelled	37.5	27 sec.
		grams shelled / min	83.3	
Final grams unshelled			0.0	
Total grams shelled			5100.2	7.75 min.
Total grams shelled / min			658.1	
HULLS			1290.4	

LOCATION 61 UPPT 2004 SHELLING DATA

VARIETY: CRSP14 DATE: DEC. 17, 2004

GRATE		WEIGHT	TIME
30	initial	6961.2	164 sec.
	grams shelled / min	1925.6	
27	unshelled	1697.8	118 sec.
	grams shelled / min	653.2	
24	unshelled	413.2	88 sec.
	grams shelled / min	230.6	
21	unshelled	75.0	32 sec.
	grams shelled / min	117.8	
18	unshelled	12.2	4 sec.
	grams shelled / min	183.0	
unshelled			
grams shelled / min			
Final grams unshelled			0.0
Total grams shelled			6961.2 6.77 min.
Total grams shelled / min			1028.7
HULLS			1444.1

LOCATION 62 UPPT 2004 SHELLING DATA

VARIETY: CRSP14 DATE: JAN. 07, 2005

STAGE	GRATE		WEIGHT	TIME
1st	30	initial	6511.6	214 sec.
		grams shelled / min	1123.4	
2nd	27	unshelled	2504.9	208 sec.
		grams shelled / min	396.7	
3rd	24	unshelled	1129.8	265 sec.
		grams shelled / min	164.7	
4th	21	unshelled	402.5	221 sec.
		grams shelled / min	92.7	
5th	18	unshelled	61.1	65 sec.
		grams shelled / min	52.7	
6th		unshelled		
		grams shelled / min		
Final grams unshelled			4.0	
Total grams shelled			6511.6	16.22 min.
Total grams shelled / min			401.5	
HULLS			1388.0	

LOCATION 63 UPPT 2004 SHELLING DATA

VARIETY: CRSP14 DATE: JAN. 20, 2005

STAGE	GRATE		WEIGHT	TIME
1st	29	initial	6602.9	201 sec.
		grams shelled / min	1665.9	
2nd	26	unshelled	1022.2	118 sec.
		grams shelled / min	391.7	
3rd	23	unshelled	251.9	55 sec.
		grams shelled / min	252.5	
4th	20	unshelled	20.4	8 sec.
		grams shelled / min	153.0	
5th		unshelled		
		grams shelled / min		
6th		unshelled		
		grams shelled / min		
Final grams unshelled			0.0	
Total grams shelled			6602.9	6.37 min.
Total grams shelled / min			1037.1	
HULLS			1490.4	

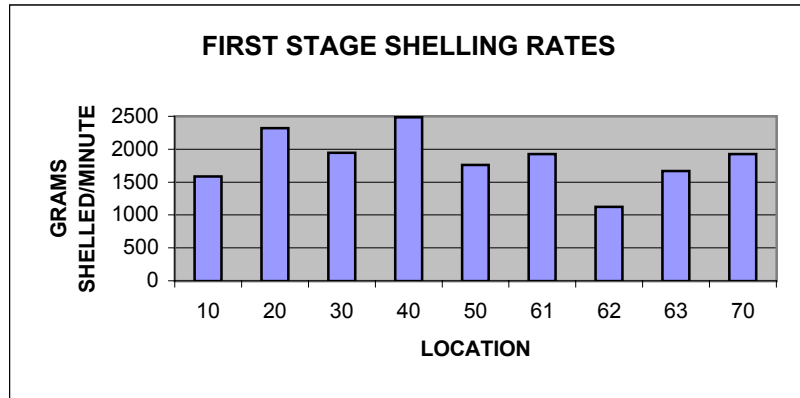
LOCATION 70 UPPT 2004 SHELLING DATA

VARIETY: CRSP14 DATE: DEC. 28, 2004

STAGE	GRATE		WEIGHT	TIME
1st	31	initial	6509.3	150 sec.
		grams shelled / min	1925.7	
2nd	28	unshelled	1695.1	76 sec.
		grams shelled / min	694.2	
3rd	25	unshelled	815.8	92 sec.
		grams shelled / min	393.3	
4th	22	unshelled	212.7	54 sec.
		grams shelled / min	202.6	
5th	19	unshelled	30.4	17 sec.
		grams shelled / min	107.3	
6th		unshelled		
		grams shelled / min		
Final grams unshelled			0.0	
Total grams shelled			6509.3	6.48 min.
Total grams shelled / min			1004.0	
HULLS			1532.4	

CRSP14 UPPT 2004 FIRST STAGE SHELLING RATES

<u>LOCATION</u>	<u>GRAMS SHELLLED / MINUTE</u>
10	1587.0
20	2322.2
30	1946.8
40	2484.6
50	1758.6
61	1925.6
62	1123.4
63	1665.9
70	1925.7



Physical Property Executive Summary Average for Entries from all Locations

		2004 UPPT Entry													
		NC7	Florunner	UF03325	UF03326	UF03514	GA012534	GA002501	GA011557	N000980L	N01013T	N02006	VT003069	CRSP08	CRSP14
Shelling Outturn (%)	Jumbos	69.0	24.9	43.4	48.1	44.3	70.0	41.5	53.9	69.1	70.2	70.9	67.8	61.7	59.8
	Mediums	6.4	42.1	29.9	27.6	32.1	6.4	32.4	26.1	7.7	6.4	5.1	9.1	17.4	17.9
	Number 1's	3.4	9.6	4.4	4.2	5.0	2.9	5.1	3.4	4.2	3.4	3.1	4.5	3.5	3.5
	Oil stock	4.3	8.6	5.0	3.9	5.3	3.9	5.4	3.2	4.3	4.8	4.1	4.3	4.0	4.2
	Splits	17.0	14.9	17.3	16.1	13.2	16.9	15.5	13.5	14.7	15.2	16.8	14.4	13.4	14.8
Seed Count/lb	Jumbos	467	654	602	572	675	545	657	591	439	478	465	448	594	610
	Mediums	792	840	752	740	879	874	830	785	722	794	797	737	847	850
	Number 1's	1186	1237	1120	1146	1254	1290	1300	1181	1115	1202	1146	1083	1259	1248
	Splits	1080	1927	1661	1518	1746	1216	1849	1536	1030	1113	1037	1033	1509	1607
1st Stage Shelling Rate (lb/hr)		294	204	215	232	244	216	214	258	221	230	210	230	236	246
Moisture Content (%)	Jumbos	7.0	6.3	6.1	6.3	6.5	7.2	6.3	6.3	7.1	7.2	7.1	7.2	6.3	6.3
	Mediums	7.2	6.5	6.3	6.5	6.6	7.4	6.4	6.5	7.4	7.5	7.5	7.4	6.6	6.5
	Number 1's	8.0	6.7	7.0	7.2	7.1	7.9	6.9	6.9	8.0	8.1	8.2	8.0	7.2	7.1
	Splits	6.8	6.3	6.1	6.3	6.3	6.9	6.2	6.2	7.0	7.1	6.9	7.0	6.1	6.2
FS Bulk Density (lb/ft³)		15.9	18.5	18.4	17.4	19.3	17.6	18.3	19.4	15.3	15.8	15.6	15.3	18.6	18.9

