

Nitrate and ammonium losses from surface-applied organic and inorganic fertilizers

K. W. KING^{1*} AND H. A. TORBERT²

¹USDA-ARS Soil Drainage Research, 590 Woody Hayes Drive, Columbus, OH 43210, USA

²USDA-ARS National Soil Dynamics Laboratory, 411 S. Donahue Dr., Auburn, AL 36832-5806, USA

(Revised MS received 16 January 2007)

SUMMARY

Animal manures are a valuable resource, providing readily available plant nutrients; however, runoff from lands receiving animal manure has been shown to contribute to water pollution. Understanding the loss of nutrients from slow release fertilizers, such as animal manure, after application is critical in determining and designing practices to reduce and/or control the temporal availability and potential offsite transport of $\text{NO}_3\text{-N}$ and $\text{NH}_4\text{-N}$ after application. A block study was designed to compare and contrast the temporal losses of $\text{NO}_3\text{-N}$ and $\text{NH}_4\text{-N}$ from three slow release fertilizers (sulphur-coated urea, composted dairy manure, and poultry litter) and one fast release fertilizer (ammonium nitrate) applied to bermudagrass (*Cynodon dactylon* L. Pers.) turf. Cumulative $\text{NO}_3\text{-N}$ loss from plots receiving application of the manufactured (NH_4NO_3 and sulphur-coated urea) products was significantly ($P < 0.05$) greater than the measured losses from plots receiving application of natural products (composted dairy manure and poultry litter). The cumulative $\text{NO}_3\text{-N}$ recovered in the runoff expressed as a proportion of applied N was 0.37 for ammonium nitrate, 0.25 for sulphur-coated urea, 0.10 for composted dairy manure, and 0.07 for poultry litter during the 10-week study period. Cumulative $\text{NH}_4\text{-N}$ recovery fractions were an order of magnitude less than the cumulative $\text{NO}_3\text{-N}$ fractions and no significant differences ($P > 0.05$) were measured across treatments. Significant differences ($P < 0.05$) in $\text{NH}_4\text{-N}$ and $\text{NO}_3\text{-N}$ loss through time were measured for the four treatments. The findings of the present study indicate that land-applied animal manures are less susceptible to initial losses of N when compared to manufactured fertilizers.

INTRODUCTION

Understanding the temporal loss of nutrients from slow release fertilizers (defined as any material with plant nutritive value that is made available in time through microbial activity or chemical reaction influenced by temperature and moisture status) after application is critical in determining and designing practices to reduce and/or control nutrient losses. Animal manures are a viable slow release source of nutrients for row crop agriculture (Aina & Egolum 1980; Singh *et al.* 1983; Masek *et al.* 2001; Moss *et al.* 2001; Bhadoria *et al.* 2003; Yang *et al.* 2004), forage crops (Burns *et al.* 1987; Huneycutt *et al.* 1988; Edwards & Daniel 1994a), and pasture lands (McLeod & Hegg 1984; Owens *et al.* 1984). Application of animal manures has also been shown

to improve and enhance soil physical, biological, and chemical properties (Sweeten & Mathers 1985; Schjonning *et al.* 2002; Shirani *et al.* 2002; Marschner *et al.* 2003; Plaza *et al.* 2004; Wienhold 2005). However, land-applied manure has been implied and shown to have negative water quality implications (Heathman *et al.* 1995; McFarland & Hauck 1995, 1999; Eghball & Gilley 1999; Sauer *et al.* 2000; Pote *et al.* 2001; Santhi *et al.* 2001; Smith *et al.* 2001; Gilley *et al.* 2002; Tarkalson & Mikkelsen 2004).

Available literature comparing organic and inorganic forms of fertilizer exists (Edwards & Daniel 1994a,b; Heathwaite *et al.* 1998; Eghball & Gilley 1999; Eghball 2000) but nutrient loss from manure compared to commercially available slow release forms of fertilizers is not well documented. The primary objective of the present study was to compare and contrast the amount of N lost in overland flow from organic and inorganic fertilizers applied to grassland. Specifically, the goal was to determine the

* To whom all correspondence should be addressed.
Email: king.220@osu.edu

Table 1. Background $\text{NO}_3\text{-N}$ and $\text{NH}_4\text{-N}$ concentrations (mg/l) from each trough prior to treatment application for each block

Block (date initiated)	Trough 1	Trough 2	Trough 3	Trough 4
----- $\text{NO}_3\text{-N}$ (mg/l)-----				
Block 1 (18/7/2001)	0.92	0.80	1.23	3.59
Block 2 (10/10/2001)	8.19	11.50	8.18	6.58
Block 3 (17/4/2002)	10.50	8.16	8.46	6.66
----- $\text{NH}_4\text{-N}$ (mg/l)-----				
Block 1 (18/7/2001)	0.43	0.30	0.35	0.39
Block 2 (10/10/2001)	0.11	0.37	0.42	0.44
Block 3 (17/4/2002)	0.72	0.64	0.75	0.83

amount of ammonium-N and nitrate-N transported in overland flow from composted dairy manure, poultry litter, sulphur-coated urea, and ammonium nitrate applied to grassland and relate those losses to time after application.

MATERIALS AND METHODS

A three-factor block study was designed to test the null hypothesis that the amount and timing of $\text{NO}_3\text{-N}$ and $\text{NH}_4\text{-N}$ losses in plot scale surface runoff from manufactured fertilizers would not be different from like losses measured from natural products. The three factors were block, treatment, and time since application. Each block consisted of four plots. Within each block, one of four treatments was assigned to each plot. The treatments consisted of a one-time fertilizer application in the form of NH_4NO_3 , sulphur-coated urea, composted dairy manure, or poultry litter.

Four run-over troughs (0.6 m wide \times 3.7 m long \times 0.3 m deep) were constructed in a greenhouse and filled with an Austin (fine-silty carbonatic, thermic, Typic Haplustolls) clay soil. The troughs were turfed with squares of commercially available dwarf bermudagrass and positioned on a 2.87° slope. A similar plot box approach was used successfully by McDowell & Sharpley (2002) and Kleinman *et al.* (2004) to measure phosphorus losses in surface runoff. Kleinman *et al.* (2004) reported a strong correlation between phosphorus losses measured in the plot boxes and field data. Six 6.3 mm openings were positioned along the length of the plots to allow drainage of infiltrated water. The troughs were constructed with extended sidewalls that permitted the introduction and containment of overland flow. The overland flow was channelled to a 379 litre storage tank positioned on a 454 kg continuous recording floor scale. The overland flow events were simulated at 7-day intervals for a period of 10 weeks. Because of space limitations, only one block could be run at a

Table 2. Concentration (g/kg) of N^* in fertilizer used to calculate mass of material for 187 kg/ha application rate for composted dairy manure and poultry litter treatments used in each block

	Block 1 (18/7/2001)	Block 2 (10/10/2001)	Block 3 (17/4/2002)
-----g/kg-----			
Composted dairy manure	10.6	9.9	13.2
Poultry litter	18.2	23.2	24.4

* Nitrogen proportion in NH_4NO_3 was 33.0 g/kg; sulphur-coated urea was 38.0 g/kg.

time. The soil and turf were replaced in each trough prior to initiating each block run. With each block, the soil and turf were replaced in a consistent manner. Each trough was filled with soil to a depth of 0.15 m. The soil was levelled and lightly tamped by dropping a wooden board from 0.2 m. The turf was positioned, sprinkled with 14 litres of water, and tamped in an identical manner a second time to assure good contact with the soil surface.

Prior to fertilizer application, the plots were subjected to a 30 min overland flow event to obtain background nutrient concentrations. No significant ($P > 0.05$) differences in background $\text{NO}_3\text{-N}$ or $\text{NH}_4\text{-N}$ concentrations by plot were measured (Table 1); however, background concentrations were considerably greater in blocks 2 and 3 compared to block 1. The turf was purchased from a commercial vendor and differences in background concentrations were attributed to the management of the turf prior to procurement. After the initial flush/run, each plot received a single fertilizer treatment in the form of NH_4NO_3 , sulphur-coated urea, composted dairy manure, or poultry litter. Nutrient concentrations of the composted dairy manure and poultry litter (Table 2) were measured prior to each application to determine the mass of material to be added. The one time application rate was equivalent to 187 kg N/ha. The plots were irrigated once weekly at a rate of 6.3 mm volumetric depth, a volume equivalent to 6.3 mm deep over the entire surface area, or in this case 14.0 litres.

Overland flow (125 mm/h) was introduced weekly for a period of 30 min via a water dispersion device located further up the slope. The device was constructed of plastic pipe and designed to evenly distribute the water over the width of the plot. The overland flow source was potable tap water. At the conclusion of each overland flow event, water in the storage tank was agitated and a water sample was collected. The samples were acidified and refrigerated at 4 °C until analysis. The samples were analysed

Table 3. Mean (standard deviation) $\text{NO}_3\text{-N}$ loss by treatment and time following application

Treatment	Days after treatment										S.E. (D.F. = 29)
	7	14	21	28	35	42	49	56	63	70	
Ammonium nitrate	26.7 (7.0)	15.1 (4.3)	8.1 (5.3)	4.2 (4.1)	3.2 (2.0)	3.1 (2.0)	2.1 (1.1)	1.8 (1.1)	1.6 (1.7)	2.0 (2.1)	9.72
Sulphur-coated urea	7.4 (2.4)	7.0 (3.0)	5.4 (3.4)	5.1 (3.2)	4.5 (0.9)	3.4 (2.7)	3.6 (1.4)	3.1 (1.5)	3.0 (2.5)	2.7 (2.5)	6.59
Composted dairy manure	4.3 (1.4)	2.5 (1.4)	1.8 (1.0)	1.3 (0.5)	1.4 (0.2)	1.3 (1.1)	1.1 (0.5)	1.3 (1.0)	1.5 (1.4)	1.4 (1.0)	2.59
Poultry litter	3.3 (1.4)	1.8 (0.7)	1.2 (0.5)	0.9 (0.5)	0.7 (0.4)	0.9 (0.6)	0.9 (0.0)	0.8 (0.5)	1.2 (1.3)	1.4 (1.5)	2.64
S.E. (D.F. = 11)	9.18	4.86	6.36	5.41	2.82	2.86	2.04	1.41	1.73	2.00	

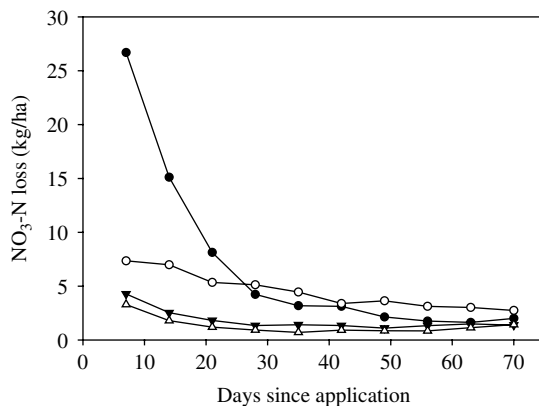


Fig. 1. Mean ($n=3$) $\text{NO}_3\text{-N}$ loss by treatment for the 10-week period of study. Treatments include ammonium nitrate (closed circles), sulphur-coated urea (open circles), composted dairy manure (closed triangles), and poultry litter (open triangles). Treatment ($P<0.001$), S.E. = 0.42, days since application ($P<0.001$), S.E. = 0.66, and interaction of treatment and days ($P<0.001$), S.E. = 1.32, were significant.

colorimetrically for $\text{NO}_3 + \text{NO}_2\text{-N}$ and $\text{NH}_4\text{-N}$ concentrations using a Technicon Autoanalyzer IIC and methods published by Technicon Industrial Systems (1973*a, b*, 1976). From this point forward, $\text{NO}_3\text{-NO}_2\text{-N}$ will be notated as $\text{NO}_3\text{-N}$.

The pollutant concentration and the volume of water collected in the tank were used to calculate a total pollutant loss. Losses were not corrected for amount delivered in source water. Statistical analyses were performed on pollutant loss using a multifactor ANOVA and the statistical software Statgraphics (Manugistics 2000). The dependent variable was pollutant loss while block, treatment, and days since application were identified as factors. Treatment means, within each time period and means within each treatment over time were evaluated using the Tukey HSD statistic and a 0.05 significance level.

RESULTS

No significant differences ($P>0.05$) were noted in measured discharge volumes by treatment over time. The largest $\text{NO}_3\text{-N}$ loss was observed with the initial overland flow event, especially with respect to the ammonium nitrate treatment. The proportion of $\text{NO}_3\text{-N}$ loss resulting from the first overland flow event compared to the total measured loss was 0.40 for the ammonium nitrate treatment, 0.17 for sulphur-coated urea, 0.25 for composted dairy manure, and 0.26 for poultry litter. The losses were generally reduced with subsequent overland flow events. Time since application, treatment, and the interaction of time and treatment were all significant parameters in $\text{NO}_3\text{-N}$ loss (Fig. 1, Table 3). Thus, an

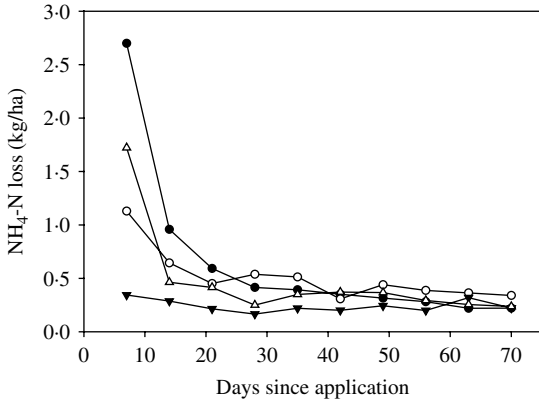


Fig. 2. Mean ($n=3$) $\text{NH}_4\text{-N}$ loss by treatment for the 10-week period of study. Treatments include ammonium nitrate (closed circles), sulphur-coated urea (open circles), composted dairy manure (closed triangles), and poultry litter (open triangles). Treatment ($P < 0.05$), s.e. = 0.102, and days since application ($P < 0.001$), s.e. = 0.162, were significant. Interaction of treatment and days since application ($P < 0.55$), s.e. = 0.325, was not significant.

analysis of treatment means within each treatment and time period was conducted.

$\text{NO}_3\text{-N}$ loss from composted dairy manure and poultry litter treatments was consistently less than the loss from ammonium nitrate and sulphur-coated urea treatments during all sampling points of the 10-week study. Significant differences ($P < 0.05$) in $\text{NO}_3\text{-N}$ losses through time were measured for ammonium nitrate and composted dairy manure treatments (Table 3). Measured $\text{NO}_3\text{-N}$ loss from the ammonium nitrate treatment significantly decreased until 21 days after application, while the initial $\text{NO}_3\text{-N}$ loss from the composted dairy manure treatment was not significantly reduced until 28 days after application. No significant difference ($P > 0.05$) was measured in $\text{NO}_3\text{-N}$ loss over time from the sulphur-coated urea or poultry litter treatments.

Similar to the measured $\text{NO}_3\text{-N}$ losses, the measured $\text{NH}_4\text{-N}$ losses in the first event, expressed as a proportion of the total losses, were 0.34 for ammonium nitrate, 0.22 for sulphur-coated urea, 0.15 for composted dairy manure, and 0.36 for poultry litter. Treatment and time since application were identified as significant ($P < 0.05$) parameters defining $\text{NH}_4\text{-N}$ losses (Fig. 2, Table 4). However, interaction between treatment and time since application was not found to be significant ($P > 0.05$). Significant ($P < 0.05$) differences were measured in $\text{NH}_4\text{-N}$ losses through time for ammonium nitrate, sulphur-coated urea, and poultry litter (Table 4) treatments. These differences were measured at 21 days after application for the manufactured fertilizers, ammonium nitrate and sulphur-coated urea, and 14 days in the poultry

Table 4. Mean (standard deviation) $\text{NH}_4\text{-N}$ loss by treatment and time following application

Treatment	Days after treatment										s.e. (D.F. = 29)
	7	14	21	28	35	42	49	56	63	70	
Ammonium nitrate	2.70 (3.1)	0.96 (1.1)	0.59 (0.7)	0.41 (0.3)	0.39 (0.1)	0.35 (0.2)	0.31 (0.1)	0.28 (0.1)	0.22 (0.1)	0.22 (0.0)	2.91
Sulphur-coated urea	1.13 (0.4)	0.64 (0.4)	0.45 (0.3)	0.54 (0.2)	0.51 (0.1)	0.31 (0.2)	0.44 (0.1)	0.39 (0.1)	0.36 (0.2)	0.34 (0.1)	0.67
Composted dairy manure	0.34 (0.1)	0.29 (0.1)	0.21 (0.1)	0.17 (0.0)	0.22 (0.1)	0.20 (0.1)	0.24 (0.1)	0.20 (0.1)	0.32 (0.2)	0.22 (0.2)	0.34
Poultry litter	1.72 (0.5)	0.46 (0.2)	0.41 (0.2)	0.25 (0.1)	0.35 (0.2)	0.37 (0.2)	0.37 (0.1)	0.29 (0.2)	0.25 (0.2)	0.24 (0.2)	0.63
s.e. (D.F. = 11)	4.35	1.35	0.79	0.41	0.25	0.54	0.26	0.20	0.20	0.23	

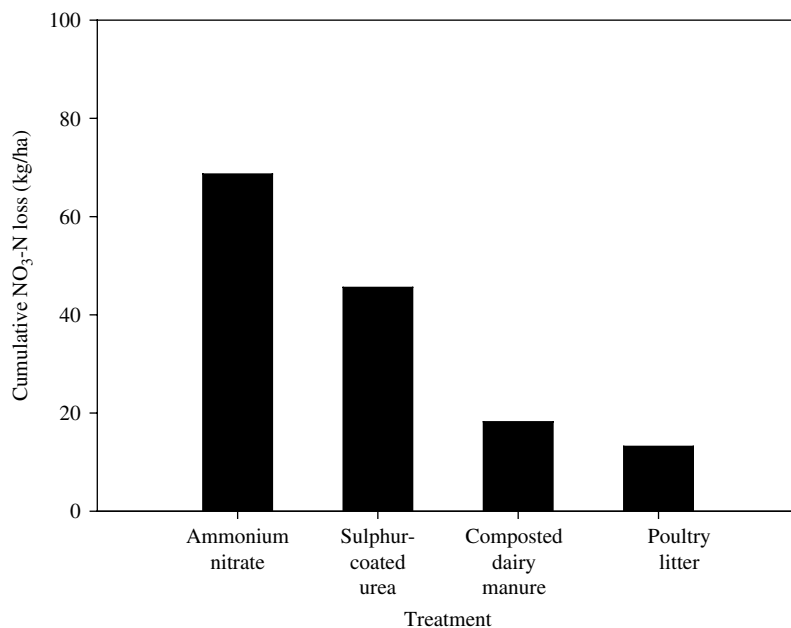


Fig. 3. Cumulative NO₃-N recovered ($n=3$) in the overland flow for the 10-week study period. Nitrogen application rate was equivalent to 187 kg/ha. S.E. = 25.07.

litter treatment. No differences were measured in NH₄-N loss from composted dairy manure through time. The only measured treatment difference ($P < 0.05$) in NH₄-N loss through time occurred 5 weeks after application (Table 4). During that time period, the ammonium loss from sulphur-coated urea was significantly greater than that measured from the composted dairy manure.

Cumulative NO₃-N and NH₄-N losses for the manufactured fertilizers and livestock manures are highlighted in Figs 3 and 4. A significant difference ($P < 0.05$) in cumulative NO₃-N losses for the 10-week period was measured between manufactured and livestock manure fertilizers (Fig. 3). Cumulative NH₄-N losses (Fig. 4) were a magnitude less than the cumulative NO₃-N losses but no significant differences ($P > 0.05$) in cumulative NH₄-N losses were measured. NO₃-N recovered in surface runoff totalled 68.2 kg/ha (a proportion equivalent to 0.37 of applied N) from the application of ammonium nitrate. Cumulative NO₃-N recovered in surface runoff from sulphur-coated urea application was 46.1 kg/ha (0.25 of applied N). The cumulative NO₃-N losses measured from the ammonium nitrate and sulphur-coated urea treatments were significantly greater ($P < 0.05$) than those same losses measured from composted dairy manure and poultry litter treatments. The cumulative NO₃-N amount recovered from composted dairy manure was 19.3 kg/ha while the amount recovered from poultry litter treatment

was 13.7 kg/ha. Cumulative losses from composted dairy manure and poultry litter treatments were not significantly different ($P > 0.05$).

DISCUSSION

The proportions of nutrients recovered in the first runoff event are consistent with those reported by Linde & Watschke (1997) and Easton & Petrovic (2004) on turf systems. In each of those studies, the greatest loss of applied nutrients was measured in the first runoff event following application. This result suggests that the initial period following application of these fertilizers would be the most vulnerable time for surface runoff losses and highlights the need to make fertilizer applications in accordance with weather forecasts, namely delaying application when rainfall probability is high. Additionally, this finding emphasizes the need to be selective when choosing fertilizer type.

When selecting fertilizer type, a holistic approach that considers both environmental and economic impacts should be used. Of the manufactured products used in the present study, ammonium nitrate is the most economical and rapidly acting. But from a crop production standpoint, ammonium nitrate provides the greatest crop scorch potential. Additionally, if the crop dictates that the fertilizer is applied in one dosage, the risk for surface loss increases. As noted here, the initial and cumulative NO₃-N and

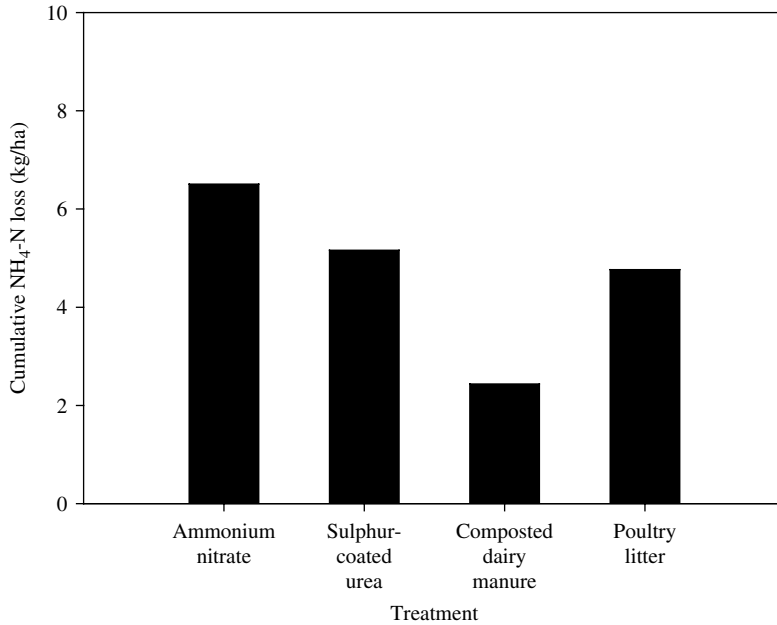


Fig. 4. Cumulative NH₄-N recovered ($n=3$) in the overland flow for the 10-week study period. Nitrogen application rate was equivalent to 187 kg/ha. S.E. = 7.73.

NH₄-N losses were greatest for the ammonium nitrate treatment.

Of the manufactured products, sulphur-coated urea is a slow release alternative source of nitrogen to ammonium nitrate. One of the primary advantages of using a slow release fertilizer is reducing the risk or availability for surface loss. However, by reducing the potential for surface runoff loss, the release of nitrogen available for plant use is also delayed. In the current study, sulphur-coated urea was effective at reducing the initial vulnerability to NO₃-N and NH₄-N losses but over the length of the study the magnitude of NO₃-N and NH₄-N losses was not statistically different from measured losses from the ammonium nitrate treatment.

In the case of sulphur-coated urea, the NO₃-N losses in time were not statistically different, suggesting a consistent low level of available N. Under warm moist conditions, urea hydrolyses to form ammonium, which is available for plant uptake or transport in runoff. The NH₄-N in the runoff from the sulphur-coated urea plot levelled off 14 days after application, suggesting that the sulphur coating may be degraded within the first 7 days. While NH₄-N has been shown to be a major component of the inorganic N lost in runoff when rainfall occurs immediately after fertilizer application (Torbert *et al.* 1996, 1999), relatively small amounts of N were lost in the NH₄-N form compared to NO₃-N in the present study. In the case of the manufactured fertilizers, a large

portion of the N applied in the fertilizer would have been in the NH₄-N form with all N in the sulphur-coated urea application and half of the N in the ammonium nitrate application initially in NH₄ form.

Like sulphur-coated urea, composted dairy manure and poultry litter are considered slow release fertilizers. They have an advantage of providing some micronutrients and also are associated with a low risk of crop scorch. The disadvantages of manures include the relatively high rates that need to be applied to supply sufficient nutrients, the handling requirements, potential odour nuisance and the sometimes slow release of nutrients. This means that nutrient supply is not always consistent with crop needs. Additionally, if manures are regularly applied to the same cropping area on the basis of crop nitrogen requirement, a build-up of soil phosphorus is likely.

NH₄-N is the first inorganic N form to be released from the decomposition of organic matter. However, NH₄-N in soil will be adsorbed onto the clay particles and the NH₄-N in soil solution will quickly be converted to NO₃-N. Under the growing conditions of the sward examined in the present study, only small amounts of N were lost in the NH₄-N form compared to the NO₃-N form, suggesting that losses of the more mobile and available NO₃-N may be of greater concern in the management of overland flow in grassland production. Compared to measured NO₃-N losses from ammonium nitrate application, losses

from composted dairy manure and poultry litter applications were consistently less throughout the study and significantly less until 42 days after application. These findings were consistent with those of Easton & Petrovic (2004). Conversely, while small in magnitude, the initial $\text{NH}_4\text{-N}$ losses from poultry litter were greater than the initial losses of composted dairy manure and sulphur-coated urea. In addition, the initial fraction of $\text{NH}_4\text{-N}$ loss compared to the cumulative total loss was greatest for poultry litter when compared to all other treatments.

The ammonium transported in runoff from the composted dairy manure was somewhat consistent for the 10-week study. The consistent low-level release is one of the distinct advantages of composting. During the composting process, nutrients in manure are stabilized by micro-organisms into organic compounds that decompose more slowly and are therefore released more slowly over time (The Composting Council 1996). The slow release of nutrients from the animal manure products tested here would potentially result in a significantly smaller contribution of N loss in overland flow to the environment compared to manufactured fertilizer products. This is consistent with the findings of Easton & Petrovic (2004), which indicated that manufactured fertilizer sources produced higher $\text{NO}_3\text{-N}$ concentrations and fluxes. Since the same amount of total N was applied with each of the fertilizer treatments, it can be concluded that the application of N through animal manure will be less vulnerable to the initial losses of N to the environment. However, from a crop production viewpoint and depending on the plant nutrient requirements, if the manures were the only form of fertilizer applied, the plant would most likely be stressed due to nitrogen deficiency.

CONCLUSIONS AND RECOMMENDATIONS

The main conclusion from the present work is that, from an environmental perspective, the initial surface runoff loss of $\text{NO}_3\text{-N}$ and $\text{NH}_4\text{-N}$ from application of composted dairy manure and poultry litter pose less of an environmental risk than application of

manufactured fertilizer products. Based on the results from the present experiment the null hypothesis was rejected. A significant difference ($P < 0.05$) in cumulative (10-week) $\text{NO}_3\text{-N}$ loss was measured between manufactured (NH_4NO_3 and sulphur-coated urea) and natural products (composted dairy manure and poultry litter) but no significant difference ($P > 0.05$) in total (10-week) $\text{NH}_4\text{-N}$ loss was measured between treatments; however, $\text{NH}_4\text{-N}$ loss from composted dairy manure was less than half when compared to all other treatments. Additionally, significant differences ($P < 0.05$) in $\text{NO}_3\text{-N}$ loss through time were measured for two of the treatments (ammonium nitrate and composted dairy manure). All differences were measured within 21 days after treatment. Measured $\text{NH}_4\text{-N}$ losses through time were significant ($P < 0.05$) for ammonium nitrate, sulphur-coated urea, and poultry litter. $\text{NO}_3\text{-N}$ recovered in the surface runoff, expressed as a proportion of applied N, was 0.37 for ammonium nitrate, 0.25 for sulphur-coated urea, 0.10 for composted dairy manure, and 0.07 for poultry litter. Cumulative $\text{NH}_4\text{-N}$ losses were an order of magnitude less than $\text{NO}_3\text{-N}$ losses.

Based on the results from the present study the following recommendations can be suggested. First, fertilizer application should be made based on weather forecasts in an effort to reduce or avoid initial losses. Second, a holistic approach, which considers both the environmental and economic implications, should be taken when selecting fertilizers. Selection should be made based on availability, potential for initial and cumulative losses, and crop requirements. Third, an integrated approach that considers the combination of animal manures and manufactured fertilizers should be considered. The potential benefits of such an integrated approach include reduced risk of runoff losses, reduced risk of possible crop yield reductions resulting from nitrogen deficiency when using animal manure as the sole source of nitrogen and improved nutrient balance.

The authors would like to acknowledge and thank Robert Chaison, Georgie Mitchell, and Ron Whitis for their respective analytical, technical, and engineering assistance in this research effort.

REFERENCES

- AINA, P. O. & EGOLUM, E. (1980). The effect of cattle feedlot manure and inorganic fertilizer on the improvement of subsoil productivity of Iwo soil. *Soil Science* **123**, 212–217.
- BHADORIA, P. B. S., PRAKASH, Y. S., KAR, S. & RAKSHIT, A. (2003). Relative efficacy of organic manures on rice production in lateritic soil. *Soil Use and Management* **19**, 80–82.
- BURNS, J. C., WESTERMAN, P. W., KING, L. D., OVERCASH, M. R. & CUMMINGS, G. A. (1987). Swine manure and lagoon effluent applied to a temperate forage mixture: I. Persistence, yield, quality, and elemental removal. *Journal of Environmental Quality* **16**, 99–105.
- EASTON, Z. M. & PETROVIC, A. M. (2004). Fertilizer source effect on ground and surface water quality in drainage from turfgrass. *Journal of Environmental Quality* **33**, 645–655.
- EDWARDS, D. R. & DANIEL, T. C. (1994a). A comparison of runoff quality effects of organic and inorganic fertilizers

- applied to fescuegrass plots. *Water Resources Bulletin* **30**, 35–41.
- EDWARDS, D. R. & DANIEL, T. C. (1994*b*). Organic and inorganic fertilizer effects on runoff water quality. *Arkansas Farm Research* **43**, 4–5.
- EGHBALL, B. (2000). Nitrogen mineralization from field-applied beef cattle feedlot manure or compost. *Soil Science Society of America Journal* **64**, 2024–2030.
- EGHBALL, B. & GILLEY, J. E. (1999). Phosphorus and nitrogen in runoff following beef cattle manure or compost application. *Journal of Environmental Quality* **28**, 1201–1210.
- GILLEY, J. E., RISSE, L. M. & EGBALL, B. (2002). Managing runoff following manure application. *Journal of Soil and Water Conservation* **57**, 530–533.
- HEATHMAN, G. C., SHARPLEY, A. N., SMITH, S. J. & ROBINSON, J. S. (1995). Land application of poultry litter and water quality in Oklahoma, U.S.A. *Fertilizer Research* **40**, 165–173.
- HEATHWAITE, A. L., GRIFFITHS, P. & PARKINSON, R. J. (1998). Nitrogen and phosphorus in runoff from grassland with buffer strips following application of fertilizers and manures. *Soil Use and Management* **14**, 142–148.
- HUNEYCUTT, H. J., WEST, C. P. & PHILLIPS, J. M. (1988). *Responses of Bermudagrass, Tall Fescue, and Tall Fescue-Clover to Broiler Litter and Commercial Fertilizer*. Bulletin 913. Arkansas Agricultural Experiment Station, Fayetteville, AR: University of Arkansas.
- KLEINMAN, P. J. A., SHARPLEY, A. N., VEITH, T. L., MAGUIRE, R. O. & VADAS, P. A. (2004). Evaluation of phosphorus transport in surface runoff from packed soil boxes. *Journal of Environmental Quality* **33**, 1413–1423.
- LINDE, D. T. & WATSCHKE, T. L. (1997). Nutrients and sediment in runoff from creeping bentgrass and perennial ryegrass turfs. *Journal of Environmental Quality* **26**, 1248–1254.
- MANUGISTICS (2000). *Statgraphics 5 Plus*. Rockville, MD: Manugistics.
- MARSCHNER, P., KANDELER, E. & MARSCHNER, B. (2003). Structure and function of the soil microbial community in a long-term fertilizer experiment. *Soil Biology and Biochemistry* **35**, 453–461.
- MASEK, T. J., SCHEPERS, J. S., MASON, S. C. & FRANCIS, D. D. (2001). Use of precision farming to improve applications of feedlot waste to increase nutrient use efficiency and protect water quality. *Communications in Soil Science and Plant Analysis* **32**, 1355–1369.
- MCDOWELL, R. & SHARPLEY, A. N. (2002). Phosphorus transport in overland flow in response to position of manure application. *Journal of Environmental Quality* **31**, 217–222.
- McFARLAND, A. M. S. & HAUCK, L. M. (1995). *Livestock and the Environment: Scientific Underpinnings for Policy Analysis*. PR95-01. Stephenville, TX: Texas Institute for Applied Environmental Research (TIAER), Tarleton State University.
- McFARLAND, A. M. S. & HAUCK, L. M. (1999). Relating agricultural land uses to in-stream stormwater quality. *Journal of Environmental Quality* **28**, 836–844.
- McLEOD, R. V. & HEGG, R. O. (1984). Pasture runoff water quality from application of inorganic and organic nitrogen sources. *Journal of Environmental Quality* **13**, 122–126.
- MOSS, B. R., REEVES, D. W., LIN, J. C., TORBERT, H. A., McELHENNEY, W. H., MASK, P. & KEZAR, W. (2001). Yield and quality of three corn hybrids as affected by broiler litter fertilization and crop maturity. *Animal Feed Science and Technology* **94**, 43–56.
- OWENS, L. B., EDWARDS, W. M. & VAN KEUREN, R. W. (1984). Peak nitrate-nitrogen values in surface runoff from fertilized pastures. *Journal of Environmental Quality* **13**, 310–312.
- PLAZA, C., HERNANDEZ, D., GARCIA-GIL, J. C. & POLO, A. (2004). Microbial activity in pig slurry-amended soils under semiarid conditions. *Soil Biology and Biochemistry* **36**, 1577–1585.
- POTE, D. H., REED, B. A., DANIEL, T. C., NICHOLS, D. J., MOORE, P. A. JR., EDWARDS, D. R. & FORMICA, S. (2001). Water quality effects of infiltration rate and manure application rate for soils receiving swine manure. *Journal of Soil and Water Conservation* **56**, 32–37.
- SANTHI, C., ARNOLD, J. G., WILLIAMS, J. R., HAUCK, L. M. & DUGAS, W. A. (2001). Application of a watershed model to evaluate management effects on point and nonpoint source pollution. *Transactions of the American Society of Agricultural Engineers* **44**, 1559–1570.
- SAUER, T. J., DANIEL, T. C., NICHOLS, D. J., WEST, C. P., MOORE, P. A. JR. & WHEELER, G. L. (2000). Runoff water quality from poultry litter-treated pasture and forest sites. *Journal of Environmental Quality* **29**, 515–521.
- SCHJONNING, P., ELMHOLT, S., MUNKHOLM, L. J. & DEBOSZ, K. (2002). Soil quality aspects of humid sandy loams as influenced by organic and conventional long-term management. *Agriculture, Ecosystems and Environment* **88**, 195–214.
- SHIRANI, H., HAJABBASI, M. A., AFYUNI, M. & HEMMAT, A. (2002). Effects of farmyard manure and tillage systems on soil physical properties and corn yield in central Iran. *Soil and Tillage Research* **68**, 101–108.
- SINGH, B., RANA, D. S., KAPUR, M. L., SHARMA, K. N. & BHANDARI, A. L. (1983). Evaluation of farmyard manure applied along with fertilizers to maize (*Zea mays* L.) and wheat (*Triticum aestivum* L.). *Indian Journal of Agronomy* **3**, 285–289.
- SMITH, K. A., JACKSON, D. R. & PEPPER, T. J. (2001). Nutrient losses by surface runoff following the application of organic manures to arable land. 1. Nitrogen. *Environmental Pollution* **112**, 41–51.
- SWEETEN, J. M. & MATHERS, A. C. (1985). Improving soils with livestock manure. *Journal of Soil and Water Conservation* **40**, 206–210.
- TARKALSON, D. D. & MIKKELSEN, R. L. (2004). Runoff phosphorus losses as related to phosphorus source, application method, and application rate on a Piedmont soil. *Journal of Environmental Quality* **33**, 1424–1430.
- TECHNICON INDUSTRIAL SYSTEMS (1973*a*). *Nitrate and Nitrite in Water and Waste Water*. Industrial method no. 100-70w. Tarrytown, NY: Technicon Instruments Corp.
- TECHNICON INDUSTRIAL SYSTEMS (1973*b*). *Ammonia in Water and Waste Water*. Industrial method no. 98-70w. Tarrytown, NY: Technicon Instruments Corp.
- TECHNICON INDUSTRIAL SYSTEMS (1976). *Individual/simultaneous Determination of Nitrogen and/or Phosphorus in BD Acid Digest*. Industrial method no. 344-74a. Tarrytown, NY: Technicon Instruments Corp.
- THE COMPOSTING COUNCIL (1996). *Field Guide to Compost Use*. Alexandria, VA: The Composting Council.

- TORBERT, H. A., POTTER, K. N. & MORRISON, J. E. JR. (1996). Management effects on nitrogen and phosphorus losses in runoff on expansive clay soils. *Transactions of the American Society of Agricultural Engineers* **39**, 161–166.
- TORBERT, H. A., POTTER, K. N., HOFFMAN, D. W., GERIK, T. J. & RICHARDSON, C. W. (1999). Surface residue and soil moisture affect fertilizer loss in simulated runoff on a heavy clay soil. *Agronomy Journal* **91**, 606–612.
- WIENHOLD, B. J. (2005). Changes in soil attributes following low phosphorus swine slurry application to no-tillage sorghum. *Soil Science Society of America Journal* **69**, 206–214.
- YANG, S. M., LI, F. M., MAHLI, S. S., WANG, P., SUO, D. R. & WANG, J. G. (2004). Long-term fertilizer effects on crop yield and nitrate nitrogen accumulation in soil in northwestern China. *Agronomy Journal* **96**, 1039–1049.