

CROP RESIDUE AND SOIL WATER

D.C. Nielsen
 Research Agronomist
 USDA-ARS
 Central Great Plains Research Station
 Akron, CO
 Voice: 970-345-0507 Fax: 970-345-2088
 Email: David.Nielsen@ars.usda.gov

INTRODUCTION

Final crop yield is greatly influenced by the amount of water that moves from the soil, through the plant, and out into the atmosphere (transpiration). Generally, the more water that is in the soil and available for transpiration, the greater the yield. For example, dryland wheat yield is strongly tied to the amount of soil water available at wheat planting time (Fig. 1). In this case an additional inch of water stored in the soil at wheat planting time would increase yield by 5.3 bu/a. For wheat selling at \$3.21/bu, that inch of stored soil water is worth \$17/a. Similar relationships can be defined for other crops. But the point is that in the Great Plains where precipitation is low and erratic, an important production factor is storing as much of the precipitation that hits the soil surface as possible.

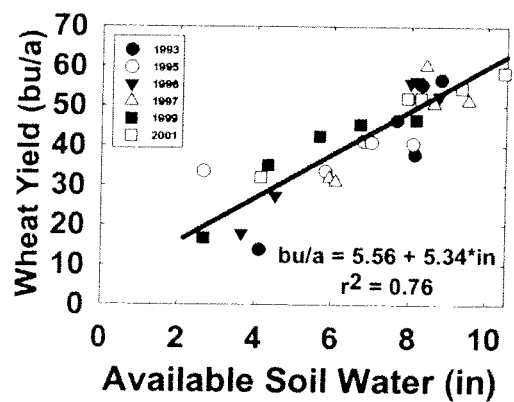


Fig. 1. Relationship between winter wheat grain yield and available soil water at wheat planting at Akron, CO.

FACTORS AFFECTING WATER STORAGE

Time of Year/Soil Water Content

The amount of precipitation that finally is stored in the soil is determined by the precipitation storage efficiency (PSE). PSE can vary with time of year and the water content of the soil surface. During the summer months air temperature is

very warm, with evaporation of precipitation occurring quickly before the water can move below the soil surface. Farahani et al. (1998) showed that precipitation storage efficiency during the 2 ½ months (July 1 to Sept 15) following wheat harvest averaged 9%, and increased to 66% over the fall, winter, and spring period (Sept 16 to April 30) (Fig. 2). The higher PSE during the fall, winter, and spring is due to cooler temperatures, shorter days, and snow catch by crop residue. From May 1 to Sept 15, the second summerfallow period, precipitation storage efficiency averaged -13% as water that had been previously stored was actually lost from the soil. The soil surface is wetter during the second summerfallow period, slowing infiltration rate, and increasing the potential for water loss by evaporation.

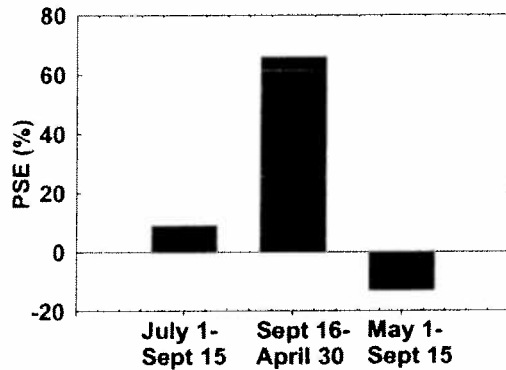


Fig. 2. Precipitation Storage Efficiency (PSE) variability with time of year. (after Farahani, 1998)

Residue Mass and Orientation

Studies conducted in Sidney, MT, Akron, CO, and North Platte, NE (Fig. 3) demonstrated the effect of increasing amount of wheat residue on the precipitation storage efficiency over the 14-month fallow period between wheat crops.

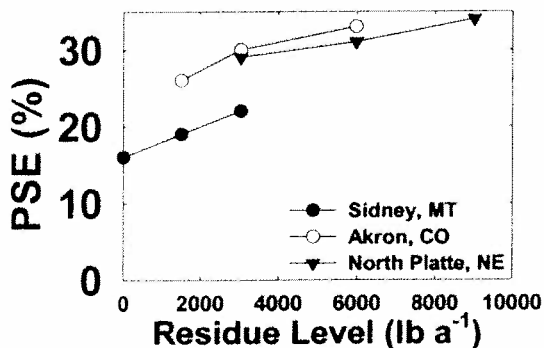


Fig. 3. Precipitation Storage Efficiency (PSE) as influenced by wheat residue on the soil surface. (after Greb et al., 1967)

As wheat residue on the soil surface increased from 0 to 9000 lb/a, precipitation storage efficiency increased from 15% to 35%. Crop residues reduce soil water evaporation by shading the soil surface and reducing convective exchange of water vapor at the soil-atmosphere interface. Additionally, reducing tillage and maintaining surface residues reduce precipitation runoff, increase infiltration, and

minimize the number of times moist soil is brought to the surface, thereby increasing precipitation storage efficiency (Fig. 4).

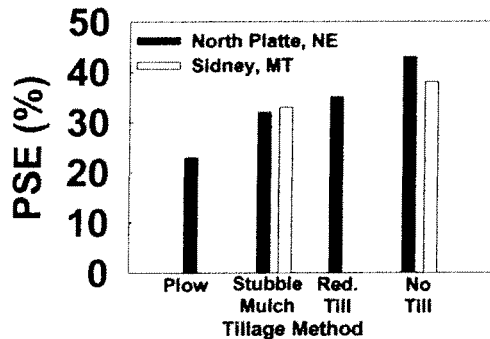


Fig. 4. Precipitation Storage Efficiency (PSE) as influenced by tillage method in the 14-month fallow period in a winter wheat-fallow production system. (after Smika and Wicks, 1968; Tanaka and Aase, 1987)

Snowfall is an important fraction of the total precipitation falling in the central Great Plains, and residue needs to be managed in order to harvest this valuable resource. Snowfall amounts range from about 16 inches per season in southwest Kansas to 42 inches per season in the Nebraska panhandle. Akron, CO averages 12 snow events per season, with three of those being blizzards. Those 12 snow storms deposit 32 inches of snow with an average water content of 12%, amounting to 3.8 inches of water. Snowfall in this area is extremely efficient at recharging the soil water profile due in large part to the fact that 73% of the water received as snow falls during non-frozen soil conditions.

Standing crop residues increase snow deposition during the overwinter period. Reduction in wind speed within the standing crop residue allows snow to drop out of the moving air stream. The greater silhouette area index (SAI) through which the wind must pass, the greater the snow deposition ($SAI = \text{height} \times \text{diameter} \times \text{number of stalks per unit ground area}$). Data from sunflower plots at Akron, CO showed a linear increase in soil water from snow as SAI increased in years with average or above average snowfall and number of blizzards. Typical values of SAI for sunflower stalks (0.03 to 0.05) result in an overwinter soil water increase of about 4 to 5 inches (Fig. 5).

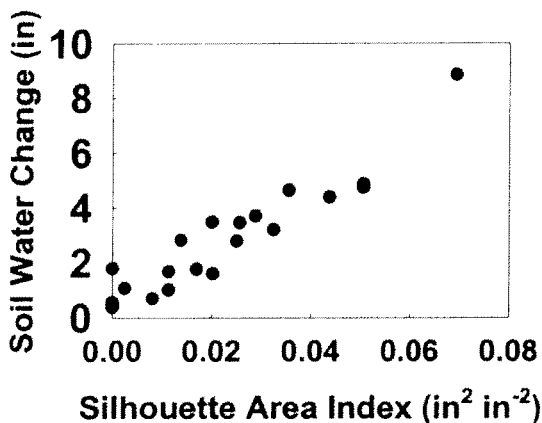


Fig. 5. Influence of sunflower silhouette area index on over-winter soil water change at Akron, CO. (after Nielsen, 1998)

Because crop residues differ in orientation and amount, causing differences in evaporation suppression and snow catch, we see differences in the amount of soil water recharge that occurs (Fig. 6). The 5-year average soil water recharge occurring over the fall, winter, and spring period in a crop rotation experiment at Akron, CO shows 4.6 inches of recharge in no-till wheat residue, and only 2.5 inches of recharge in conventionally tilled wheat residue. Corn residue is nearly as effective as no-till wheat residue in recharging soil water, while millet residue gives results similar to conventionally tilled wheat residue.

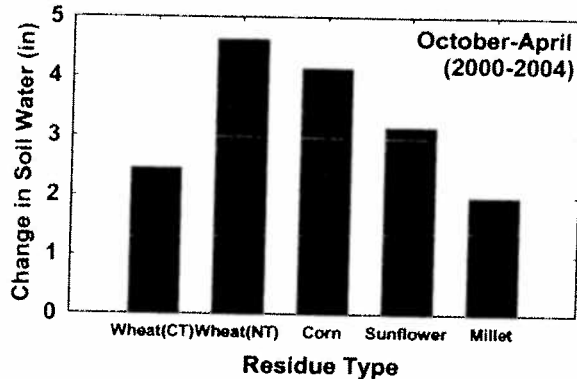


Fig. 6. Change in soil water content due to crop residue type at Akron, CO.

Good residue management through no-till or reduced-till systems will result in increased soil water availability at planting. This additional available water will increase yield in both dryland and limited irrigation systems by reducing level of water stress a plant experiences as it enters the critical reproductive growth stage.

REFERENCES

- Farahani, H.J., G.A. Peterson, D.G. Westfall, L.A. Sherrod, and L.R. Ahuja. 1998. Soil water storage in dryland cropping systems: The significance of cropping intensification. *Soil Sci. Soc. Am. J.* 62:984-991.
- Greb, B.W, D.E. Smika, and A.L. Black. 1967. Effect of straw mulch rates on soil water storage during summer fallow in the Great Plains. *Soil Sci. Soc. Am. Proc.* 31:556-559.
- Nielsen, D.C. 1998. Snow catch and soil water recharge in standing sunflower residue. *J. Prod. Agric.* 11:476-480.
- Smika, D.E., and G.A. Wicks. 1968. Soil water storage during fallow in the central Great Plains as influenced by tillage and herbicide treatments. *Soil Sci. Soc. Am. Proc.* 32:591-595.
- Tanaka, D.L., and J.K. Aase. 1987. Fallow method influences on soil water and precipitation storage efficiency. *Soil Till. Res.* 9:307-316.